

Planning over Matrix-Factorization MDPs for Candidate Generation

Mikhail Trapeznikov

AI VK

Moscow, Russia

Lomonosov Moscow State University

Moscow, Russia

trapeznikovmy@my.msu.ru

Maksim Utushkin

AI VK

Moscow, Russia

mak.utushkin@gmail.com

Abstract

For a recommender service, we view the customer journey as a chain of item recommendations: a useful item changes the user’s state and therefore what should be retrieved next. Standard matrix-factorization retrieval ignores this—it builds one user vector and returns the top- K items by a static score, treating them as independent. We ask a narrow question: when is it worth planning over the user-state dynamics that fold-in induces? To answer it we propose casting top- K retrieval as an MDP over the implicit-ALS posterior (A^{-1}, u) , where an action is an item and the transition is a closed-form rank-one fold-in, and the trajectory reward combines a relevance similarity with a posterior-alignment term. Under the same fixed embeddings we compare static retrieval, one-step planning, and horizon- K MCTS across five datasets and two protocols: a per-user leave-last- n split and a stricter global time split. Dynamics-aware planning tends to overcome static retrieval on all datasets under leave-last- n , and the gains hold on MovieLens-1M and the VK-LSVD slices under the global time split. A single step of look-ahead already captures most of the gain, so the lightweight planning layer turns static top- K scoring into a short decision and improves retrieval over fixed collaborative-filtering embeddings, with no retraining and no change to the representation. These gains depend on measuring relevance with cosine rather than inner-product similarity, which is otherwise entangled with item popularity.

CCS Concepts

• **Information systems** → **Recommender systems**; • **Computing methodologies** → *Reinforcement learning*; Neural networks.

Keywords

recommender systems, candidate generation, matrix factorization, reinforcement learning, planning, Monte-Carlo tree search

ACM Reference Format:

Mikhail Trapeznikov and Maksim Utushkin. 2026. Planning over Matrix-Factorization MDPs for Candidate Generation. In *5th Workshop on End-to-End Customer Journey Optimization at KDD 2026, August 09, 2026, Jeju Island, Republic of Korea*. ACM, New York, NY, USA, 6 pages.

Permission to make digital or hard copies of all or part of this work for personal or classroom use is granted without fee provided that copies are not made or distributed for profit or commercial advantage and that copies bear this notice and the full citation on the first page. Copyrights for components of this work owned by others than the author(s) must be honored. Abstracting with credit is permitted. To copy otherwise, or republish, to post on servers or to redistribute to lists, requires prior specific permission and/or a fee. Request permissions from permissions@acm.org.

KDD CJ Workshop '26, Jeju Island, Republic of Korea

© 2026 Copyright held by the owner/author(s). Publication rights licensed to ACM.

1 Introduction

Recommender systems help users navigate large catalogs of products, videos, music and other items, and so they shape the customer experience on most digital platforms. A single recommendation is rarely an individual event: a good pick moves the user further along their journey, a poor one ends the session or pushes them into an irrelevant part of the catalog. So a recommendation always comes with two effects – the immediate choice, and the way it changes what the user will value next.

Modern systems take this seriously by modelling the user history as a sequence of interactions and feeding it through learned sequence encoders – RNNs and, more recently, transformer-based architectures [4, 7, 19]. The underlying view is an MDP [6, 16]: the state describes the user’s current context, the action is the next recommended item (or slate), the reward is the user’s feedback or a surrogate quality metric, and the transition encodes how the state evolves after the interaction. Our setting is deliberately different. We do not learn a sequence encoder and we do not compare against one: a static MF user vector carries no order information, so a transformer recommender such as BERT4Rec is solving a different problem on a different input, and dropping it in as a baseline would confound the representation with the planning layer we want to isolate. We keep the representation fixed and ask only what a thin decision layer adds on top of it.

In parallel, matrix factorization [5, 9] did not go away. Implicit-feedback ALS still anchors many production retrieval stacks: it is simple, trains and updates cheaply, yields compact user/item embeddings, and integrates with ANN indices for milliseconds candidate retrieval at catalog scale [14]. The natural question is therefore but whether one can add a small amount of decision-making *on top of* MF without giving up the embedding-retrieval approach.

The gap we target is concrete. Standard MF retrieval is static: it builds a single user vector u and returns the top- K items by $\langle u, v_i \rangle$, treating those K items *independently*. But a top- K list is a sequence – if the first item is consumed, the user’s iALS posterior changes, and the second item ought to be picked relative to the updated state. Static retrieval cannot distinguish between “ K independently good items” and “a good ordered trajectory of K items”.

Contextual bandits such as LinUCB also add a decision layer over fixed embeddings, maintaining a per-user ridge posterior (A^{-1}, u) and selecting items by an upper-confidence index [11]. They treat the user as a *stationary* target, so the optimal policy is one-step and therefore look-ahead only serves exploration. We instead read the fold-in as a state transition that changes what to show next,

and plan over it for an arbitrary horizon. This makes retrieval order-dependent: showing a then b yields a different trajectory reward than b then a , since each item is scored against the state its predecessor produced (Figure 3).

Contributions. (i) We propose an MDP built directly on top of implicit ALS, in which the state is the iALS posterior $[A^{-1}, u]$, the action is an item, and the transition is a closed-form Sherman-Morrison fold-in. (ii) We pair it with a trajectory reward that combines a relevance similarity with an *alignment* term grounded in a closed-form characterisation of the posterior shift. (iii) We use this MDP to span a depth-spectrum of retrievers – `STATIC` (no look-ahead), `PLAN-1` (one-step dynamics-aware re-ranking) and `PLAN-K` (MCTS, horizon K) – all sharing the *same* fixed item embeddings, so the comparison isolates the incremental effect of planning from any representation-learning difference.

2 Matrix-Factorization MDP

2.1 Implicit-ALS posterior as state

Let \mathcal{I} be the item catalog and let each item have a fixed embedding $v_i \in \mathbb{R}^d$ learned by implicit ALS. Following the implicit-feedback convention, each observed interaction r_i of the current user is split into a binary preference $p_i = 1[r_i > 0]$ and a confidence c_i that grows with r_i (e.g. $c_i = 1 + \alpha r_i$); the graded signal enters through c_i , not through the target. For a user history $H \subset \mathcal{I}$ the fold-in solves

$$u(H) = \arg \min_{u \in \mathbb{R}^d} \sum_{i \in \mathcal{I}} c_i (p_i - u^\top v_i)^2 + \lambda \|u\|_2^2, \quad (1)$$

and, since $p_i = 1$ on H and $p_i = 0$ otherwise,

$$A(H) = \lambda I + \sum_{i \in \mathcal{I}} c_i v_i v_i^\top, \quad u(H) = A(H)^{-1} \left(\sum_{i \in H} c_i v_i \right). \quad (2)$$

We use

$$s(H) = [P(H), u(H)], \quad (3)$$

as the MDP state, where $P(H) = A(H)^{-1}$. Keeping P as part of the state is important: it contains the local posterior geometry of the user’s history and lets us update a hypothetical interaction without re-solving the least-squares problem.

The available actions are unconsumed items $a \in \mathcal{I} \setminus H$. In the planner we use an optimistic transition: after choosing a , the item is treated as accepted and added to the positive history. This is not a claim that every served item will be accepted by a real user. It is a model-based approximation used to construct an ordered candidate trajectory.

2.2 Closed-form fold-in transition

For a current state (P, u) and action a , write $v = v_a$ and

$$z = Pv, \quad \ell = v^\top Pv = v^\top z. \quad (4)$$

The posterior precision receives a rank-one update, $A^+ = A + vv^\top$. By Sherman-Morrison (Appendix A),

$$P^+ = P - \frac{zz^\top}{1 + \ell}. \quad (5)$$

Since $b^+ = b + v$, the updated user vector is

$$u^+ = u + \frac{z(1 - u^\top v)}{1 + \ell}. \quad (6)$$

Thus each hypothetical transition costs $O(d^2)$ rather than $O(d^3)$. The score change of the selected item has the closed form

$$\Delta_s(a) = (u^+)^T v - u^T v = \frac{\ell}{1 + \ell} (1 - u^T v). \quad (7)$$

The leverage ℓ controls how much the candidate can move the posterior: two items with similar static scores may have different transition effects.

2.3 Reward

For a trajectory $\tau = (a_0, \dots, a_{K-1})$ and states $s_k = [P_k, u_k]$ produced by the fold-in transition, we evaluate

$$R(\tau) = \sum_{k=0}^{K-1} \gamma^k r(s_k, a_k), \quad r(s, a) = \text{sim}(u, v_a) + \eta \frac{1}{1 + |\Delta_s(a)|}. \quad (8)$$

The first term, $\text{sim}(u, v_a)$, is the relevance of item a under the current state, where sim is a similarity between the user and item embeddings. We consider two instantiations, the raw inner product $\text{dot}(u, v_a) = u^\top v_a$ and the cosine $\text{cos}(u, v_a) = u^\top v_a / (\|u\| \|v_a\|)$, and we compare them empirically (Section 4, Table 2). The second term is a dynamic-based alignment score: it is large when folding in the item does not sharply change its own score, i.e., when the current posterior is already geometrically consistent with that item. This is not meant to be a direct model of user satisfaction; it is a planning value defined over fixed MF embeddings.

3 Planning for Top- K Retrieval

3.1 From a static slate to a trajectory

A retrieval system normally returns a set or ordered list of K candidates. Static matrix-factorization retrieval scores all candidates from the root state s_0 and takes the top K . In the MDP view, the same output can be treated as a trajectory:

$$\tau_K^* = \arg \max_{a_0, \dots, a_{K-1}} \sum_{k=0}^{K-1} \gamma^k r(s_k, a_k), \quad s_{k+1} = T(s_k, a_k). \quad (9)$$

This objective distinguishes a set of individually good items from a sequence whose early choices move the posterior in a useful direction.

We compare three depths. `STATIC` is depth zero: all candidates are scored at s_0 . `PLAN-1` (see Fig. 1a) evaluates each candidate after a single fold-in and re-ranks by the one-step relevance/alignment value. `PLAN-K` (see Fig. 1b) runs tree search against the discounted trajectory objective over a longer horizon.

3.2 MCTS in the optimistic environment

The branching factor is the catalog size, so exact search over (9) is infeasible. We use MCTS with two retrieval-specific choices. First, expansion is limited to the l nearest items to the current user vector according to an ANN index; this is the same idea as Wolpertinger-style action reduction in large discrete spaces [1]. Second, the leaf value is computed in closed form using the fold-in equations rather than by a learned simulator.

At a visited node s , selection uses a UCT-like score [8]

$$\pi(s, a) = Q(s, a) + c_{\text{uct}} \sqrt{\frac{\log N(s) [2 + \text{cos}(u_s, v_a)]}{N(s, a) + 1}}. \quad (10)$$

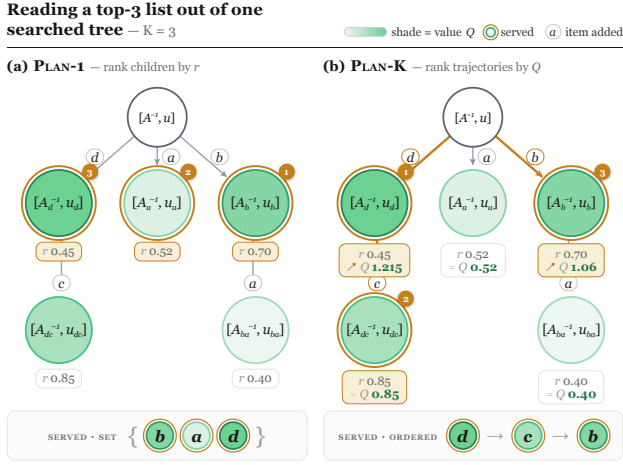


Figure 1: Two read-outs of the same searched tree ($K = 3$). Both panels use the same iALS posterior tree: edges are folded-in items and node shade denotes backed-up value Q . PLAN-1 ranks root children by immediate score and returns the best items independently, while PLAN-K ranks trajectories by discounted return.

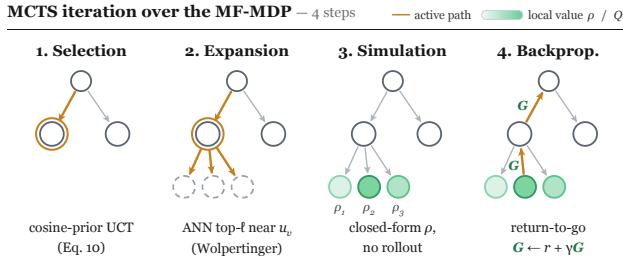


Figure 2: One MCTS iteration over the MF-MDP: selection by cosine-prior UCT, ANN-based expansion, closed-form leaf evaluation, and discounted return-to-go backpropagation.

The exploration prior uses cosine because it is bounded ($2 + \cos \in [1, 3]$), independently of the relevance similarity sim chosen in (8); the corresponding term stays positive and keeps the usual exploration behavior (Appendix B). Backpropagation uses discounted return-to-go, $G \leftarrow r(s_j, a_j) + \gamma G$, so the tree estimates the trajectory reward rather than a frontier re-ranking score (see Fig. 2).

4 Validation

4.1 Datasets and protocols

We evaluate the planner on five domains. MovieLens-1M uses movie ratings thresholded at 4 stars [3]. KuaiRec is a short-video dataset with positive feedback defined by high watch ratio [2]. VK-LSVD is a large industrial short-video dataset; we use popular-item and popular-user subsamples, VK_IP and VK_UP [13]. YAMBDA is a music-domain benchmark; in our experiments, a positive event is a

listen with played ratio at least 80% [12]. Large VK/YAMBDA catalogs are restricted to a top-5000 popular candidate pool; MovieLens and KuaiRec use their native catalogs.

All methods use the same item factors trained once on the training split of the corresponding protocol. The compared variants differ only in how they construct the top- K list: STATIC scores from the root state, PLAN-1 applies the proposed one-step relevance/alignment value after a hypothetical fold-in, and PLAN-K is the MCTS planner with the same reward. This design keeps representation learning fixed and makes the reported comparison about the evidence added by a planning layer. Because inner-product scores over collaborative-filtering embeddings are entangled with item popularity [18], the choice of relevance similarity matters; unless stated otherwise the planners use the cosine instantiation of sim , and we isolate the effect of the dot/cos choice on the strongest planner as an ablation (Table 2).

We report two protocols. *Leave-last- n* (LLN) holds out the last interactions of each user and uses the earlier prefix to build the initial posterior. It tests whether the planner can continue a user’s observed trajectory. *Global time split* (GTS) separates train, validation, and test by global timestamp cutoffs, so evaluation interactions occur strictly in the future of the training window. GTS is closer to deployment, but it is also harsher: user activity, item popularity, and catalog composition may drift across the cutoffs.

For both protocols, planner hyperparameters, including c_{uct} , γ , expansion width, and root readout, are selected on validation only. We report Recall@10 and nDCG@10 on the test split, aggregated by user and seed. Significance is tested against STATIC using paired Wilcoxon tests.

4.2 Results

Table 1 gives the main comparison under cosine relevance. The LLN panel is where the MDP formulation shows the clearest signal: PLAN-1 improves Recall@10 over STATIC on all five datasets, significantly so on both VK-LSVD slices, while PLAN-K attains the best recall on MovieLens-1M, KuaiRec and YAMBDA and is significant on KuaiRec (Recall and nDCG) and YAMBDA (Recall). The two VK-LSVD slices behave the same way: one-step planning is already the best variant and deeper search adds nothing useful on top of it.

Under the GTS protocol, the one-step value remains significant on both VK-LSVD subsamples and on MovieLens-1M nDCG, but STATIC takes the best recall on KuaiRec and YAMBDA, where planning loses outright. We read this as temporal drift the optimistic fold-in does not model: when item popularity and catalog composition move between the training window and the test window, an accepted-and-folded-in item is a worse description of the next state than it is under LLN.

The relevance similarity is what makes any of this work, so we isolate it on the most consistent planner, PLAN-1 (Table 2). The dot-product instantiation amplifies popular items along the trajectory; the cosine one drops the norm and keeps the relevance term popularity-robust, and it is cosine that produces every gain reported above. The only cells where dot is not the worse choice are the two GTS feed domains (KuaiRec, YAMBDA), and there neither similarity beats static and popularity itself has already drifted.

Table 1: Final test results under shared MF embeddings, mean \pm std over 3 seeds. STATIC is the conventional inner-product (dot) static retrieval; PLAN-1 and PLAN-K use the cosine relevance similarity. Stars mark significant gains versus STATIC under paired Wilcoxon tests ($*p < 0.05$, $p < 0.01$, $***p < 0.001$). Boldface marks the best point estimate in each protocol-dataset row for each metric; ties are bolded jointly. The dot/cos similarity choice is isolated in Table 2.**

Dataset	Recall@10			nDCG@10		
	STATIC	PLAN-1	PLAN-K	STATIC	PLAN-1	PLAN-K
Protocol 1: leave-last-n (LLN)						
ML-1M	.0694 \pm .0032	.0762 \pm .0016	.0764 \pm .0015	.0567 \pm .0018	.0612 \pm .0017	.0611 \pm .0020
KuaiRec	.0993 \pm .0105	.1082 \pm .0109	.1107 ** \pm .0096	.0712 \pm .0087	.0784* \pm .0084	.0800 ** \pm .0078
VK_IP	.0201 \pm .0033	.0294 *** \pm .0053	.0269* \pm .0025	.0152 \pm .0023	.0229 *** \pm .0033	.0215 *** \pm .0020
VK_UP	.0161 \pm .0018	.0260 *** \pm .0007	.0248*** \pm .0024	.0123 \pm .0014	.0192 *** \pm .0013	.0187*** \pm .0024
YAMBDA	.0138 \pm .0015	.0177 \pm .0035	.0179 * \pm .0036	.0112 \pm .0008	.0147 \pm .0033	.0148 \pm .0035
Protocol 2: global time split (GTS)						
ML-1M	.0429 \pm .0028	.0453 \pm .0038	.0429 \pm .0037	.1446 \pm .0126	.1552 * \pm .0083	.1484 \pm .0106
KuaiRec	.0321 \pm .0054	.0286 \pm .0079	.0288 \pm .0084	.0324 \pm .0069	.0322 \pm .0079	.0328 \pm .0086
VK_IP	.0093 \pm .0027	.0108 \pm .0031	.0108 \pm .0031	.0080 \pm .0014	.0106 \pm .0019	.0106 \pm .0019
VK_UP	.0115 \pm .0024	.0162 ** \pm .0048	.0162 ** \pm .0048	.0115 \pm .0024	.0160 *** \pm .0024	.0160 *** \pm .0024
YAMBDA	.0306 \pm .0018	.0256 \pm .0017	.0256 \pm .0017	.0623 \pm .0020	.0628 \pm .0016	.0628 \pm .0015

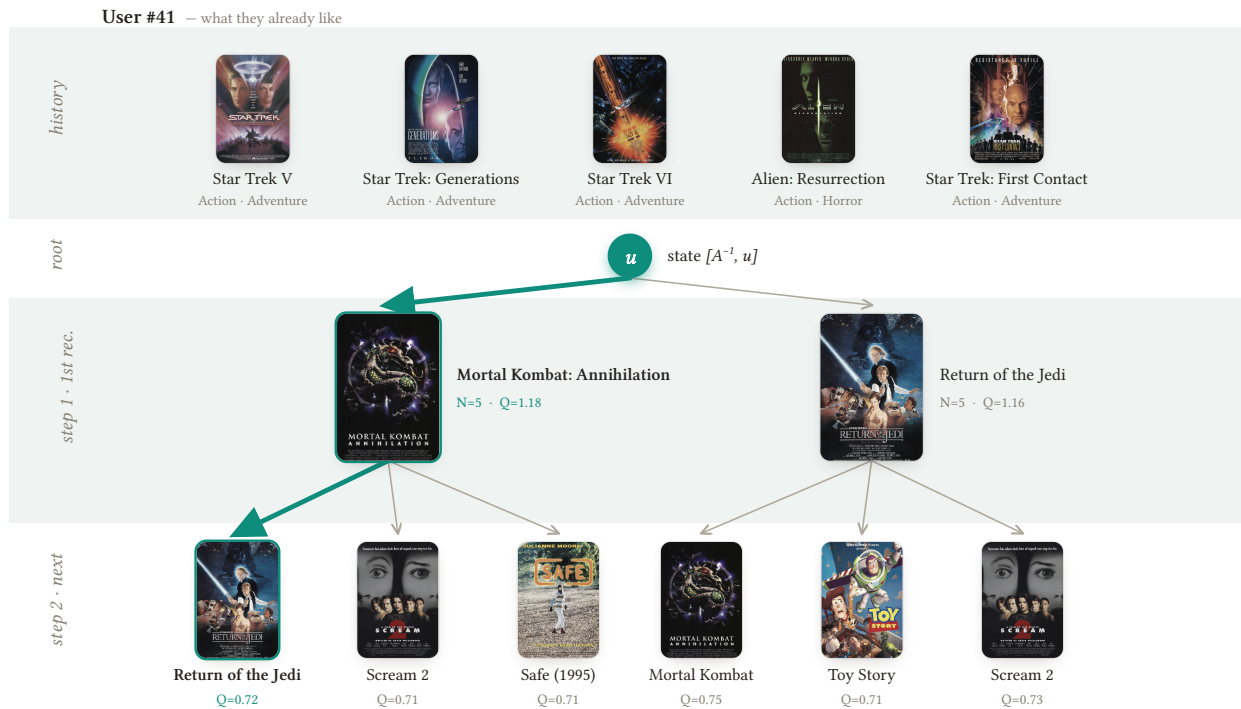


Figure 3: A MovieLens example of the tree-search planner. The top row shows a user’s consumed history; the root is the posterior state (A^{-1}, u) ; the first expanded level contains candidate first recommendations with visit/value annotations; the second level shows the planned continuation. The highlighted path is the selected trajectory.

Deep MCTS earns its cost only sometimes. PLAN-K beats PLAN-1 under LLN on KuaiRec and gives marginal recall gains on MovieLens-1M and YAMBDA, but it does not move the GTS numbers and trails

the one-step method on the VK slices. So the order we would actually deploy is: PLAN-1 under cosine relevance first, and PLAN-K

Table 2: Ablation on the relevance similarity in the most consistent planner PLAN-1: inner product (dot) vs cosine (cos), mean \pm std over 3 seeds. Boldface marks the better variant per row and metric.

Dataset	Recall@10		nDCG@10	
	PLAN-1(dot)	PLAN-1(cos)	PLAN-1(dot)	PLAN-1(cos)
Protocol 1: leave-last-n (LLN)				
ML-1M	.0630 \pm .0013	.0762\pm.0016	.0513 \pm .0019	.0612\pm.0017
KuaiRec	.0910 \pm .0117	.1082\pm.0109	.0650 \pm .0090	.0784\pm.0084
VK_IP	.0146 \pm .0022	.0294\pm.0053	.0104 \pm .0016	.0229\pm.0033
VK_UP	.0127 \pm .0010	.0260\pm.0007	.0095 \pm .0006	.0192\pm.0013
YAMBDA	.0132 \pm .0011	.0177\pm.0035	.0106 \pm .0003	.0147\pm.0033
Protocol 2: global time split (GTS)				
ML-1M	.0436 \pm .0045	.0453\pm.0038	.1345 \pm .0109	.1552\pm.0083
KuaiRec	.0300\pm.0046	.0286 \pm .0079	.0300 \pm .0063	.0322\pm.0079
VK_IP	.0089 \pm .0014	.0108\pm.0031	.0081 \pm .0010	.0106\pm.0019
VK_UP	.0096 \pm .0014	.0162\pm.0048	.0105 \pm .0016	.0160\pm.0024
YAMBDA	.0301\pm.0022	.0256 \pm .0017	.0609 \pm .0013	.0628\pm.0016

only where validation shows sequential structure worth searching for.

5 Conclusion and Future Work

We introduced a simple MDP on top of implicit-ALS embeddings. The user state is the posterior pair $[A^{-1}, u]$, the transition is defined by a rank-one update in a closed form, and the reward combines current relevance with posterior alignment. Because the item representation is kept fixed, the experiments provide evidence about the incremental value of adding a planning layer to the same MF retrieval geometry, rather than about a new representation model.

Under leave-last- n , dynamics-aware planning outperforms static retrieval on all five datasets. Under the global time split the gain remains on MovieLens-1M and the VK-LSVD slices but disappears on KuaiRec and YAMBDA. So the conclusion is not that MCTS should replace retrieval everywhere. A single dynamics-aware fold-in is often a cheap and useful improvement over a static top- K list; deeper search pays off only where validation justifies it, and a temporal split is what tells you whether the gain survives future-period drift in the first place.

A second finding is about the relevance term. The gain depends on cosine similarity: with the raw inner product, planning typically matches or significantly underperforms static retrieval, because inner-product scores amplify item popularity. Cosine is a prerequisite for the effect, not a tuning detail.

The present environment is deliberately optimistic and deterministic: the planner assumes that a selected item is accepted and folded into the positive history. A natural next step is to learn stochastic dynamics and values from logs, including rejection, session termination, and delayed satisfaction. Another direction is to distill the planner into a fast retrieval policy [15] or to use a sequence model as a value function inside the MF-MDP, connecting this lightweight construction to broader model-based RL for recommendation.

References

- [1] Gabriel Dulac-Arnold, Richard Evans, Hado van Hasselt, Peter Sunehag, Timothy Lillicrap, Jonathan Hunt, Timothy Mann, Theophane Weber, Thomas Degris, and Ben Coppin. 2015. Deep Reinforcement Learning in Large Discrete Action Spaces. *arXiv preprint arXiv:1512.07679* (2015).
- [2] Chongming Gao, Shijun Li, Wenqiang Lei, Jiawei Chen, Biao Li, Peng Jiang, Xiangnan He, Jiaxin Mao, and Tat-Seng Chua. 2022. KuaiRec: A Fully-observed Dataset and Insights for Evaluating Recommender Systems. In *Proceedings of the 31st ACM International Conference on Information & Knowledge Management*. 540–550.
- [3] F Maxwell Harper and Joseph A Konstan. 2015. The MovieLens Datasets: History and Context. *Acm transactions on interactive intelligent systems (tiis)* 5, 4 (2015), 1–19.
- [4] Balázs Hidasi, Alexandros Karatzoglou, Linas Baltrunas, and Domonkos Tikk. 2015. Session-based Recommendations with Recurrent Neural Networks. *arXiv preprint arXiv:1511.06939*.
- [5] Yifan Hu, Yehuda Koren, and Chris Volinsky. 2008. Collaborative Filtering for Implicit Feedback Datasets. In *2008 Eighth IEEE international conference on data mining*. Ieee, 263–272.
- [6] Eugene Ie, Vihan Jain, Jing Wang, Sanmit Narvekar, Ritesh Agarwal, Rui Wu, Heng-Tze Cheng, Morgane Lustman, Vince Gatto, Paul Covington, et al. 2019. Reinforcement Learning for Slate-based Recommender Systems: A Tractable Decomposition and Practical Methodology. *arXiv preprint arXiv:1905.12767* (2019).
- [7] Wang-Cheng Kang and Julian McAuley. 2018. Self-Attentive Sequential Recommendation. In *2018 IEEE international conference on data mining (ICDM)*. IEEE, 197–206.
- [8] Levente Kocsis and Csaba Szepesvári. 2006. Bandit Based Monte-Carlo Planning. In *European conference on machine learning*. Springer, 282–293.
- [9] Yehuda Koren, Robert Bell, and Chris Volinsky. 2009. Matrix Factorization Techniques for Recommender Systems. *Computer* 42, 8 (2009), 30–37.
- [10] Tze Leung Lai and Herbert Robbins. 1985. Asymptotically efficient adaptive allocation rules. *Advances in applied mathematics* 6, 1 (1985), 4–22.
- [11] Lihong Li, Wei Chu, John Langford, and Robert E Schapire. 2010. A Contextual-Bandit Approach to Personalized News Article Recommendation. In *Proceedings of the 19th international conference on World wide web*. 661–670.
- [12] Alexander Ploshkin, Vladislav Tytskiy, Alexey Pismenny, Vladimir Baikolov, Evgeny Taychinov, Artem Permiakov, Daniil Burlakov, and Eugene Krofto. 2025. Yambda-5B—A Large-Scale Multi-Modal Dataset for Ranking and Retrieval. In *Proceedings of the Nineteenth ACM Conference on Recommender Systems*. 894–901.
- [13] Aleksandr Poslavsky, Alexander D'yakov, Yuriy Dorn, and Andrey Zimovnov. 2026. VK-LSVD: A Large-Scale Industrial Dataset for Short-Video Recommendation. 8657–8660 pages.
- [14] Steffen Rendle, Walid Krichene, Li Zhang, and Yehuda Koren. 2022. Revisiting the Performance of iALS on Item Recommendation Benchmarks. In *Proceedings of the 16th ACM Conference on Recommender Systems*. 427–435.
- [15] Julian Schrittwieser, Ioannis Antonoglou, Thomas Hubert, Karen Simonyan, Laurent Sifre, Simon Schmitt, Arthur Guez, Edward Lockhart, Demis Hassabis, Thore Graepel, et al. 2020. Mastering Atari, Go, Chess and Shogi by Planning with a Learned Model. *Nature* 588, 7839 (2020), 604–609.
- [16] Guy Shani, David Heckerman, and Ronen I Brafman. 2005. An MDP-based Recommender System. *Journal of machine Learning research* 6, Sep (2005), 1265–1295.
- [17] Jack Sherman and Winifred J Morrison. 1950. Adjustment of an Inverse Matrix Corresponding to a Change in One Element of a Given Matrix. *The Annals of Mathematical Statistics* 21, 1 (1950), 124–127.
- [18] Harald Steck. 2011. Item Popularity and Recommendation Accuracy. In *Proceedings of the fifth ACM conference on Recommender systems*. 125–132.
- [19] Fei Sun, Jun Liu, Jian Wu, Changhua Pei, Xiao Lin, Wenwu Ou, and Peng Jiang. 2019. BERT4Rec: Sequential Recommendation with Bidirectional Encoder Representations from Transformer. In *Proceedings of the 28th ACM international conference on information and knowledge management*. 1441–1450.

A ALS Fold-in Update

This appendix spells out the rank-one algebra used by the optimistic ALS transition. All vectors are column vectors.

PROPOSITION A.1 (SHERMAN-MORRISON IDENTITY [17]). *Let $A \in \mathbb{R}^{d \times d}$ be invertible and let $x, y \in \mathbb{R}^d$ satisfy $1 + y^\top A^{-1} x \neq 0$. Then*

$$(A + xy^\top)^{-1} = A^{-1} - \frac{A^{-1}xy^\top A^{-1}}{1 + y^\top A^{-1}x}. \quad (11)$$

Following eqs. (1) to (6), consider a current ALS fold-in state

$$A = \lambda I + \sum_{i \in \mathcal{I}} c_i v_i v_i^\top, \quad b = \sum_{i \in \mathcal{H}} c_i v_i, \quad P = A^{-1}, \quad u = Pb. \quad (12)$$

Suppose the planner chooses item a with embedding $v = v_a$ and, in the optimistic planning model, adds it to the positive history. We fold it in as a unit-confidence positive interaction ($p = 1, c_a = 1$), so the rank-one update keeps its simple form:

$$A^+ = A + vv^\top, \quad b^+ = b + v, \quad P^+ = (A^+)^{-1}, \quad u^+ = P^+ b^+. \quad (13)$$

Let

$$z = Pv, \quad \ell = v^\top Pv = v^\top z. \quad (14)$$

PROPOSITION A.2 (CLOSED-FORM ALS PLANNING UPDATE). *The inverse precision and user vector after the hypothetical interaction are*

$$P^+ = P - \frac{zz^\top}{1 + \ell}, \quad (15)$$

$$u^+ = u + \frac{z(1 - u^\top v)}{1 + \ell}. \quad (16)$$

Consequently, the self-score shift of the selected item is

$$\Delta_s(a) = (u^+)^{\top} v - u^{\top} v = \frac{\ell}{1 + \ell} (1 - u^{\top} v). \quad (17)$$

PROOF. Since $\lambda > 0$, the matrix A is positive definite and therefore invertible. The optimistic fold-in adds one positive interaction with item vector v , so the precision matrix receives a rank-one update, $A^+ = A + vv^\top$. Applying Proposition A.1 with $x = y = v$ gives

$$P^+ = (A + vv^\top)^{-1} = P - \frac{Pv v^\top P}{1 + v^\top P v}. \quad (18)$$

Because $z = Pv$ and $z^\top = v^\top P^\top = v^\top P$, this is exactly eq. (15).

For the user vector, expand $u^+ = P^+ b^+ = P^+ (b + v)$ and use $u = Pb, z = Pv, \ell = v^\top Pv$, together with $v^\top P b = v^\top u = u^\top v$:

$$u^+ = Pb + Pv - \frac{Pv v^\top P b}{1 + v^\top P v} - \frac{Pv v^\top P v}{1 + v^\top P v} \quad (19)$$

$$= u + z - \frac{z v^\top u}{1 + \ell} - \frac{z \ell}{1 + \ell} = u + z - \frac{z u^\top v}{1 + \ell} - \frac{z \ell}{1 + \ell} \quad (20)$$

$$= u + z \left(1 - \frac{u^\top v + \ell}{1 + \ell} \right) = u + z \frac{1 - u^\top v}{1 + \ell}, \quad (21)$$

which is eq. (16). Finally, multiplying $u^+ - u$ by v^\top and using $v^\top z = \ell$,

$$(u^+)^{\top} v - u^{\top} v = v^{\top} (u^+ - u) = v^{\top} z \frac{1 - u^{\top} v}{1 + \ell} = \frac{\ell}{1 + \ell} (1 - u^{\top} v), \quad (22)$$

which proves eq. (17). The computation requires one matrix-vector product Pv and one rank-one matrix update, so a hypothetical transition costs $O(d^2)$ and avoids a fresh $O(d^3)$ inversion. \square

B Cosine-Prior UCT and Node-wise Regret

The argument below is local to one expanded MCTS node. It should be read as the standard finite-armed UCB abstraction of the tree-policy step, not as a regret theorem for the full recommender system or for real user feedback.

PROPOSITION B.1 (COSINE-PRIOR UCT KEEPS LOGARITHMIC NODE-WISE REGRET). *Fix a node s with a finite expanded child set \mathcal{A}_s . Assume the normalized return samples observed after choosing child $a \in \mathcal{A}_s$ are independent, lie in $[0, 1]$, and have mean μ_a . Let $\widehat{\mu}_a(t)$ be the empirical mean after $N_a(t)$ visits, let $a^* \in \arg \max_a \mu_a$, and*

define $\Delta_a = \mu_{a^} - \mu_a$ for each suboptimal child. Consider the tree policy*

$$a_t \in \arg \max_{a \in \mathcal{A}_s} \widehat{\mu}_a(t) + c_{\text{uct}} \sqrt{\frac{\alpha_a \log t}{N_a(t)}}, \quad \alpha_a = 2 + \cos(u_s, v_a), \quad (23)$$

with $c_{\text{uct}} \geq 1$, after each child has been visited once. Then the node-wise regret retains its logarithmic order.

PROOF. First we bound the cosine multiplier. For nonzero vectors u_s, v_a ,

$$\cos(u_s, v_a) = \frac{u_s^\top v_a}{\|u_s\|_2 \|v_a\|_2}, \quad (24)$$

and by Cauchy-Schwarz $|u_s^\top v_a| \leq \|u_s\|_2 \|v_a\|_2$, hence $-1 \leq \cos(u_s, v_a) \leq 1$ and

$$1 \leq \alpha_a = 2 + \cos(u_s, v_a) \leq 3. \quad (25)$$

This is the only property of the cosine prior used: it is deterministic at node s , positive, and uniformly bounded. If an implementation encounters a zero vector and sets the cosine to 0, the bound still holds.

Define the exploration radius $b_a(t, n) = c_{\text{uct}} \sqrt{\alpha_a \log t / n}$. The Chernoff-Hoeffding inequality for variables in $[0, 1]$ gives, for $n = N_a(t)$,

$$\begin{aligned} \Pr\{\mu_a \geq \widehat{\mu}_a(t) + b_a(t, n)\} &\leq \exp\{-2n b_a(t, n)^2\} \\ &= \exp\{-2c_{\text{uct}}^2 \alpha_a \log t\} = t^{-2c_{\text{uct}}^2 \alpha_a} \leq t^{-2}, \end{aligned} \quad (26)$$

the last step by $c_{\text{uct}} \geq 1$ and $\alpha_a \geq 1$. The symmetric upper-deviation event obeys the same bound,

$$\Pr\{\widehat{\mu}_a(t) \geq \mu_a + b_a(t, n)\} \leq t^{-2c_{\text{uct}}^2 \alpha_a} \leq t^{-2}. \quad (28)$$

Thus the cosine-prior bonus preserves the summable confidence-failure probabilities of the standard UCB argument [10], so node-wise regret keeps its logarithmic order. \square