

# Ask the Right Comparison: Bias-Aware Bayesian Active Top- $k$ Ranking with LLM Judges

Jian Xu<sup>1,2</sup>, Delu Zeng<sup>3</sup>, John Paisley<sup>4</sup>, Qibin Zhao<sup>2</sup>

<sup>1</sup>RIKEN iTHEMS <sup>2</sup>RIKEN AIP <sup>3</sup>South China University of Technology <sup>4</sup>Columbia University  
jian.xu@riken.jp

## Abstract

Large language models (LLMs) are increasingly used as cheap, scalable judges that compare candidate outputs pairwise—to rank responses, select models, or triage papers. Yet LLM judges are both *noisy* and *systematically biased*: they favor verbose or well-formatted answers and exhibit position effects, so simply aggregating their votes recovers a ranking of *presentation*, not of true quality. We study the practical goal of identifying the top- $k$  items under a fixed comparison budget, and make two contributions. First, we cast judging as Bayesian inference over latent quality with explicit, judge-specific bias covariates (verbosity, position), regularized by a shrinkage prior so that the data decide which biases a given judge actually exhibits. Second, we introduce a top- $k$ -aware active acquisition rule that chooses the next comparison to maximally reduce uncertainty about top- $k$  membership, rather than about the full ranking. On a controlled benchmark with known ground-truth quality, judged by sixteen real LLMs spanning open and proprietary families (Llama, Qwen, Phi-4, GPT-4o-mini/5.1/5.5, Gemini, DeepSeek, and Claude Haiku/Sonnet/Opus), naive aggregation plateaus at a wrong top- $k$  on biased judges regardless of budget, while our bias-aware model recovers it; top- $k$ -aware acquisition reaches this ceiling with far fewer comparisons than round-robin or a global-uncertainty (D-optimal) rule. Bias is real but *heterogeneous and capability-dependent*: cheap and mid-tier judges carry a strong verbosity bias that our model corrects (lifting recall from  $\sim 0.5$ – $0.6$  to  $0.84$ – $1.0$ ), whereas the frontier judges we tested show little bias and already rank accurately, so bias-aware modeling changes little there. A shrinkage prior keeps the downside small when bias is weak, and the gain is strongly concentrated on the cheap, biased judges that at-scale evaluation actually uses (Spearman  $\rho = -0.88$  between judge competence and the gain,  $p < 10^{-4}$ ).

## 1 Introduction

Pairwise comparison by an LLM “judge” has become a default tool for evaluating and selecting natural-language outputs: ranking chatbot responses, scoring model variants, filtering generated candidates, and triaging documents. The appeal is cost—an LLM judge is orders of magnitude cheaper than a human annotator—but the cost comes with two well-documented liabilities. LLM judges are *noisy*, returning inconsistent verdicts across paraphrases and runs, and they are *systematically biased*, preferring longer, more elaborate, or better-formatted answers and favoring whichever candidate

appears in a particular position (Zheng et al. 2023; Wang et al. 2024; Zeng et al. 2024; Dubois et al. 2024). The consequence is subtle but damaging: if we simply count wins, the resulting ranking reflects *presentation*—verbosity and formatting—as much as it reflects quality.

In most applications we do not need the full ranking; we need the top- $k$  items: the best few responses to keep, the strongest models to promote, the papers worth a human read. This reframing has two implications that prior work on LLM judging has not jointly addressed. First, recovering the correct top- $k$  under a biased judge is a *statistical estimation* problem: we must separate latent quality from the judge’s presentation preferences, not average them together. Second, comparisons cost money, so *which* pairs we query matters: effort spent distinguishing items far from the top- $k$  boundary is wasted.

We address both (Fig. 1). We model judging as a Bayesian Bradley–Terry process over latent item quality, augmented with *bias covariates*—observable item features such as length, together with a position term—whose coefficients are learned jointly with quality. A shrinkage prior on these coefficients lets the data decide which biases a given judge actually has, so an unbiased judge incurs no penalty. On top of the resulting posterior we define a top- $k$ -aware acquisition function that selects the next comparison to most reduce uncertainty about top- $k$  membership, and show it dominates both round-robin and the standard global-uncertainty (D-optimal) rule under a comparison budget.

Our contributions are:

- A **bias-aware Bayesian model** of LLM-as-judge comparisons that recovers latent quality by explicitly modeling verbosity and position bias, with an adaptive shrinkage prior that makes the model safe to apply to judges of unknown bias.
- A **top- $k$ -aware active acquisition** rule for the pairwise-comparison budget that targets the top- $k$  membership boundary rather than the full ranking, transferring a budgeted-experimental-design view to LLM evaluation.
- **Evidence on sixteen real LLM judges** on a controlled benchmark with known ground truth, showing that (i) naive aggregation converges to the wrong top- $k$ , (ii) the bias-aware model recovers it, and (iii) verbosity bias is prevalent and *capability-dependent*—strong

on cheap judges, absent on frontier ones—so it must be estimated online per judge rather than hard-coded.

## 2 Related Work

**LLM-as-a-judge and its biases.** LLM judges are now standard for open-ended evaluation (Zheng et al. 2023; Li et al. 2024). A recurring concern is bias: position/order bias (Wang et al. 2024), verbosity and length bias (Dubois et al. 2024; Saito et al. 2023), and self-preference. LLM-Bar (Zeng et al. 2024) shows judges are fooled by superficially appealing but worse answers. Existing mitigations are largely heuristic—swapping order and averaging, calibration prompts, or majority vote. We instead place bias inside a generative model and *estimate* it, which both removes its effect on the recovered ranking and exposes its magnitude and direction per judge.

**Bayesian methods around LLMs.** A growing line treats LLM components probabilistically: Bayesian prompt ensembles for calibrated black-box uncertainty (Tonolini et al. 2024), Textual Bayes treating prompts as latent parameters (Ross et al. 2025), and verbalized probabilistic graphical modeling for agentic reasoning (Huang et al. 2026). Closest in spirit is Bayesian active learning for preference modeling, BAL-PM (Melo et al. 2024), which selects informative preference pairs for reward-model training; our target is top- $k$  *identification* under a *biased* judge rather than reward-model data efficiency, and we model the bias explicitly.

**Ranking from comparisons and active selection.** Recovering quality from pairwise outcomes is the Bradley–Terry/Thurstone problem (Bradley and Terry 1952). Active and budgeted variants—dueling bandits, active ranking, and top- $k$  identification—choose comparisons adaptively (Szörényi et al. 2015; Heckel et al. 2019). Our acquisition rule is a top- $k$ -aware, bias-aware instance of Bayesian experimental design (Houlsby et al. 2011): it uses the posterior over *membership* in the top- $k$  set, and it is computed under a judge model that contains nuisance bias parameters.

## 3 Problem Setup and Model

**Setup.** We have  $N$  items with unknown scalar quality  $\theta \in \mathbb{R}^N$ . A query presents an ordered pair  $(a, b)$  to an LLM judge, which returns  $y = 1$  if it prefers the *first-shown* item  $a$  and  $y = 0$  otherwise. Each item  $i$  carries observable covariates  $x_i \in \mathbb{R}^d$  that may bias the judge—in this paper the standardized response length, whose variation our benchmark induces through a verbosity (elaboration) manipulation. Given a budget of  $B$  comparisons we want to return the set of the  $k$  highest-quality items,  $S_k(\theta) = \text{argtop-}k_i \theta_i$ .

**Bias-aware Bradley–Terry model.** We model the judge’s verdict as

$$\Pr(y = 1 \mid a, b) = \sigma\left(\theta_a - \theta_b + \sum_{m=1}^d c_m(x_{a,m} - x_{b,m}) + \kappa\right), \quad (1)$$

where  $\sigma$  is the logistic function,  $c \in \mathbb{R}^d$  are *bias coefficients* on the item covariates (e.g. a positive  $c$  for length encodes verbosity bias), and  $\kappa$  is a *position* term capturing a constant

preference for the first-shown answer (its sign gives the direction of position bias). Setting  $c = 0, \kappa = 0$  recovers the ordinary Bradley–Terry model used by naive win-counting; we call that the *naive* model and Eq. (1) the *bias-aware* model.

**What the covariates capture.** The vector  $x_i$  collects the presentation attributes a judge might reward independently of quality. Our experiments use a single binary verbosity indicator, but the same slot admits response length in tokens, a formatting indicator (markdown/structure), or a self-preference feature (whether a candidate comes from the judge’s own model family); each adds one coefficient  $c_m$  and one column to the design. Because Eq. (1) depends only on the *difference*  $x_a - x_b$ , the model is a logistic regression of the verdict on paired quality-indicator and covariate-difference features—which is what makes estimation convex and gives each  $c_m$  a clean reading as the number of preference logits that one unit of the feature buys. The position term  $\kappa$  is a special covariate that is a property of the *query* (which slot an item occupies) rather than of the item; randomizing presentation order makes it separable from quality (see *Inference*).

**Priors and adaptive shrinkage.** We place  $\theta \sim \mathcal{N}(0, \lambda^{-1}I)$  for identifiability and, crucially, a shrinkage prior on the bias coefficients,  $c_m, \kappa \sim \mathcal{N}(0, \tau^2)$  with small  $\tau$ . This lets the data decide which biases are active: for a genuinely unbiased judge the coefficients are pulled to zero and the model reduces to ordinary Bradley–Terry, so bias-awareness is *safe*—it does not hurt when there is nothing to correct (Sec. 6). A heavier-tailed horseshoe prior is a drop-in alternative when biases are sparse and strong, letting a genuine bias escape shrinkage while nulling spurious ones. The strength  $\tau$  need not be fixed: placing a hyperprior on it, or maximizing the marginal likelihood (empirical Bayes), gives a *hierarchical* model that adapts the amount of debiasing to each judge automatically—keeping large  $|c|$  for a strongly biased judge and pulling  $c \rightarrow 0$  for an unbiased one. We use a fixed moderate  $\tau$  in the main results and report a sensitivity sweep in the appendix; the hierarchical version is the principled realization of “estimate the bias online.”

**Inference.** Write  $\beta = (\theta, c, \kappa)$  and let  $z_{ab} = (e_a - e_b, x_a - x_b, 1)$  be the design vector of a comparison, so Eq. (1) is  $\Pr(y = 1) = \sigma(\beta^\top z_{ab})$ . Given revealed comparisons  $\mathcal{D}$  we minimize the penalized negative log-posterior

$$\begin{aligned} \mathcal{L}(\beta) = & - \sum_{(a,b,y) \in \mathcal{D}} [y \log \sigma(\beta^\top z_{ab}) + (1-y) \log \sigma(-\beta^\top z_{ab})] \\ & + \frac{\lambda}{2} \|\theta\|^2 + \frac{1}{2\tau^2} (\|c\|^2 + \kappa^2), \end{aligned} \quad (2)$$

which is convex in  $\beta$ ; we solve it with L-BFGS (warm-started across acquisition steps). The Laplace posterior is  $\beta \approx \mathcal{N}(\hat{\beta}, H^{-1})$  with  $H = \nabla^2 \mathcal{L}(\hat{\beta}) = \sum_{\mathcal{D}} \pi_{ab} (1 - \pi_{ab}) z_{ab} z_{ab}^\top + \Lambda$ , where  $\pi_{ab} = \sigma(\hat{\beta}^\top z_{ab})$  and  $\Lambda$  is the prior precision; the quality block of  $H^{-1}$  gives  $\Sigma$ . This is an  $(N+d+1)$ -dimensional convex problem and yields both the point ranking and the uncertainty the acquisition rule needs. The Monte-Carlo top- $k$ -membership probabilities  $p_i$

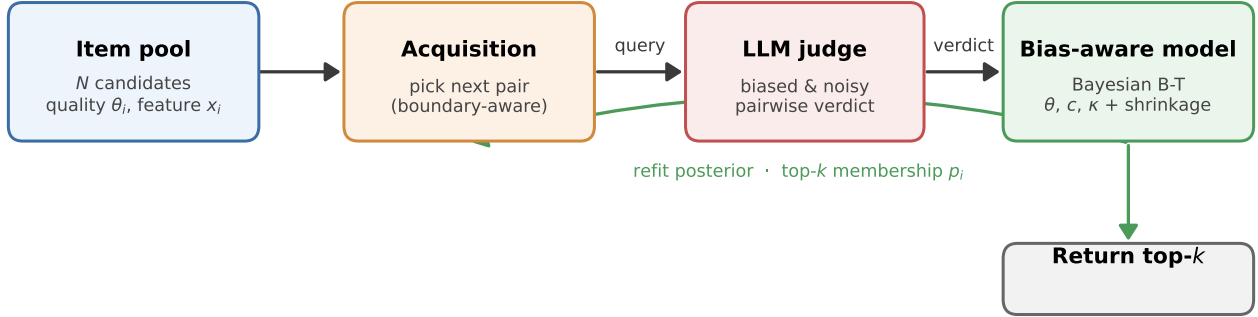


Figure 1: Overview. A budget-limited active loop: the top- $k$ -aware acquisition rule selects the next pair to send to a biased, noisy LLM judge; the verdict updates a bias-aware Bayesian Bradley–Terry posterior over latent quality  $\theta$  and judge-bias parameters  $(c, \kappa)$  under a shrinkage prior; the refreshed top- $k$ -membership probabilities  $p_i$  drive the next selection. Modeling  $c, \kappa$  separates quality from presentation; targeting top- $k$  membership spends the budget where it changes the returned set.

are read off  $S$  samples from  $\mathcal{N}(\hat{\theta}, \Sigma)$ , so one acquisition step costs  $O(|\mathcal{D}|(N+d)^2 + SN \log N)$ .

**Posterior summaries and order randomization.** Two summaries drive the method. The returned answer is the point set  $\text{argtop-}k_i \hat{\theta}_i$ . The acquisition rule instead needs the top- $k$ -membership probabilities  $p_i = \Pr(i \in S_k(\theta))$ , which have no closed form; we estimate them by drawing  $S$  samples  $\theta^{(s)} \sim \mathcal{N}(\hat{\theta}, \Sigma)$  and counting how often item  $i$  lands in the top  $k$ , a Monte-Carlo estimate with  $O(1/\sqrt{S})$  error ( $S=1500$  was ample for stable values). The Laplace approximation is well suited here: the Bradley–Terry log-posterior is concave and, as comparisons accumulate, increasingly Gaussian around the mode, so a single mode-plus-curvature fit captures the uncertainty the acquisition needs at a fraction of the cost of MCMC. Finally, each selected pair is shown to the judge in a *randomized* order, recorded as the sign of the position feature. Randomization is what makes  $\kappa$  identifiable and prevents it from leaking into  $\theta$ : a fixed order would confound “preferred” with “shown first,” whereas disagreement between the two orders of similar pairs pins  $\kappa$  down.

#### 4 Top- $k$ -Aware Active Acquisition

A budget should be spent where it changes the *answer*—the membership of the top- $k$  set—not where it merely sharpens the global ranking. Let  $p_i = \Pr(i \in S_k(\theta))$  be the posterior probability that item  $i$  is in the top- $k$ , estimated by Monte Carlo from  $\mathcal{N}(\hat{\theta}, \Sigma)$ . Items with  $p_i$  near 0 or 1 are settled; items with  $p_i$  near  $\frac{1}{2}$  sit on the boundary and are where comparisons are valuable. We score a candidate ordered pair  $(i, j)$  by

$$s(i, j) = \underbrace{\hat{p}_{ij}(1 - \hat{p}_{ij})}_{\text{informativeness}} \underbrace{(\Sigma_{ii} + \Sigma_{jj} - 2\Sigma_{ij})}_{\text{Var}(\theta_i - \theta_j)} \times \underbrace{(\mathcal{H}(p_i) + \mathcal{H}(p_j))}_{\text{boundary relevance}}, \quad (3)$$

---

#### Algorithm 1: Bias-Aware Bayesian Active Top- $k$

---

- 1: **Input:** items with covariates  $x$ , budget  $B$ , target  $k$
  - 2:  $\mathcal{D} \leftarrow \emptyset$
  - 3: **for**  $t = 1$  to  $B$  **do**
  - 4:   fit  $(\hat{\theta}, \hat{c}, \hat{\kappa}, \Sigma)$  on  $\mathcal{D}$  (Laplace)
  - 5:   estimate  $p_i = \Pr(i \in S_k)$  by sampling  $\mathcal{N}(\hat{\theta}, \Sigma)$
  - 6:   pick  $(i, j) \leftarrow \arg \max s(i, j)$  over unqueried pairs [Eq. (3)]
  - 7:   present  $(i, j)$  in random order; observe judge verdict  $y$
  - 8:    $\mathcal{D} \leftarrow \mathcal{D} \cup \{(i, j, y)\}$
  - 9: **end for**
  - 10: **return**  $\text{argtop-}k_i \hat{\theta}_i$
- 

where  $\hat{p}_{ij} = \sigma(\hat{\theta}_i - \hat{\theta}_j)$  and  $\mathcal{H}$  is the binary entropy. The first two factors are the usual one-step uncertainty/D-optimal term—the expected information about  $\theta_i - \theta_j$ ; the third factor focuses that effort on pairs whose top- $k$  membership is still in doubt. Dropping the third factor recovers a *global-uncertainty* rule, which we show wastes budget on clearly-in or clearly-out items. We greedily query  $\arg \max_{(i,j)} s(i, j)$ , randomizing presentation order (so  $\kappa$  remains identifiable), reveal the judge’s verdict, refit, and repeat (Alg. 1).

#### 5 Analysis

We give three results that explain the empirical findings: naive aggregation is *inconsistent* for top- $k$  recovery under a biased judge, the bias-aware model is *identifiable* (and same-presentation comparisons are what carry quality signal), and the acquisition score (3) is a boundary-targeted surrogate. These are not individually surprising—they instantiate omitted-variable bias, standard Bradley–Terry identifiability, and a delta-method-style acquisition heuristic in the LLM-judge setting; we state them to make the assumptions, the guarantee, and the failure modes precise, not as the paper’s main contribution. Proof sketches are given here; details are

in the appendix.

**Naive aggregation recovers the wrong top- $k$ .** We state the cleanest result in the linear (Thurstone) comparison model, where the judge prefers  $a$  iff  $\theta_a - \theta_b + c^*(x_a - x_b) + \varepsilon > 0$  with symmetric noise  $\varepsilon$  and randomized order; the logistic case behaves analogously.

**Assumption 1.** The bias covariate is non-degenerate and uncorrelated with quality across items,  $\frac{1}{N} \sum_i x_i \theta_i \rightarrow 0$ , and  $c^* \neq 0$ .

**Proposition 1** (Confounded estimand). *Let  $\tilde{\theta}$  be the population minimizer of the naive objective (Eq. (2) with  $c = \kappa = 0$ ). Then  $\tilde{\theta}_i = \theta_i + c^*x_i$  up to an additive constant. Consequently, for any items  $i, j$  with  $\theta_i > \theta_j$  but  $\theta_i - \theta_j < c^*(x_j - x_i)$ , the naive ranking places  $j$  above  $i$ ; whenever such a pair straddles the top- $k$  boundary,  $S_k(\tilde{\theta}) \neq S_k(\theta)$ , and no amount of additional comparisons removes the error.*

*Sketch.* Omitting  $x$  from a correctly specified linear comparison model is an omitted-variable problem: because each item appears with its own indicator, the naive fit assigns to item  $i$  the quantity that best explains its win rate, namely  $\theta_i + c^*x_i$ . Under Assumption 1 the  $c^*x_i$  term does not average out at the item level, so it shifts the per-item estimand and reorders items whose quality gap is smaller than their verbosity gap. The shift is a property of the estimand, not of finite samples, giving the budget-independent plateau in Table 1.  $\square$

**The bias-aware model is identifiable.**

**Proposition 2** (Identifiability and consistency). *Suppose the revealed comparisons include (i) at least one pair of items at each covariate level compared within that level (same- $x$  comparisons), (ii) at least one cross- $x$  comparison, and (iii) both presentation orders for some pair. Then  $\beta = (\theta, c, \kappa)$  is identifiable up to an additive constant on  $\theta$ , and the MAP estimator of Eq. (2) is consistent as the number of comparisons per revealed pair grows.*

*Sketch.* The design vectors  $z_{ab}$  span the parameter space under (i)–(iii): same- $x$  comparisons identify quality differences within a covariate stratum (the  $x$ -term cancels), cross- $x$  comparisons pin down  $c$ , and observing both orders identifies the position constant  $\kappa$  (it enters with opposite effective sign on the two orders). The log-likelihood is concave with positive-definite Hessian on this design, giving a unique maximizer and standard M-estimator consistency.  $\square$

Proposition 2 has a practical corollary that the acquisition rule exploits: *quality information lives in same-presentation comparisons*. When the verbosity coefficient is large, cross-verbosity comparisons are nearly determined by the covariate and carry little signal about  $\theta$ ; comparisons within a verbosity level are what separate the top- $k$ .

**Motivation for the acquisition score.** The score (3) is a heuristic, not an exact expected-information rule, but it has a clear rationale in two factors. First, adding a comparison at  $(i, j)$  updates the quality precision by the rank-one term  $\pi_{ij}(1-\pi_{ij})(e_i - e_j)(e_i - e_j)^\top$ , so by Sherman–Morrison the posterior variance of the contrast  $\theta_i - \theta_j$  shrinks by

an amount that grows with  $\pi_{ij}(1-\pi_{ij}) \text{Var}(\theta_i - \theta_j)$ —this is the usual one-step information (D-optimality) term. Second, we weight that term by the *boundary-uncertainty* factor  $\mathcal{H}(p_i) + \mathcal{H}(p_j)$ : the binary entropy  $\mathcal{H}(p)$  is maximal when an item’s top- $k$ -membership probability is  $p \approx \frac{1}{2}$  (its membership is genuinely in doubt and a single comparison can flip it) and vanishes for items that are already clearly in or out. The product thus steers comparisons to informative *and* decision-relevant pairs. Dropping the boundary factor recovers the global D-optimal rule, which spends precision on already-settled items and is therefore wasteful for top- $k$  identification—matching the poor small-budget behavior of global-uncertainty in Table 3. We do not claim (3) optimizes expected top- $k$ -entropy reduction exactly; it is a cheap boundary-targeted surrogate, and we validate its benefit empirically.

## 6 Experiments

**Controlled benchmark.** To measure top- $k$  recovery we need known ground truth, so we construct items whose true quality is controlled. Each item is an answer to a fixed factual question, assembled from a bank of *true* and *false* statements; with a fixed statement count per item, quality  $\theta_i$  is the number of correct minus incorrect statements. Independently of quality we assign a *verbosity* level—terse statements vs. the same statements with an added authoritative-sounding (content-free) elaboration clause—so that length is decoupled from quality by construction ( $\text{corr}(\theta, \text{verbosity}) \approx 0$ ). The true top- $k$  is the set of fully-correct items. We use  $N=30$ ,  $k=5$ .

**Judges.** We collect the full matrix of ordered pairwise verdicts from **sixteen** real LLM judges spanning open and proprietary families and a wide capability range: open-weight **Llama-3.1-8B**, **Qwen-2.5**, **Phi-4** and **DeepSeek-Coder-6.7B** (served locally); and API judges **GPT-4o-mini/5.1/5.5**, **Gemini-2.5-flash-lite/pro**, **DeepSeek-chat/V4-flash/V4-pro**, and **Claude Haiku-4.5/Sonnet-4.6/Opus-4.8**. Collecting the full oracle once lets us evaluate every acquisition strategy offline against the same judge, with seeds controlling the strategy’s randomization; we report means over oracles and seeds. Presentation order is randomized.

**Do real judges exhibit the modeled biases?** Before the ranking task we probe each bias in isolation with equal-quality pairs. The verdict is unambiguous: GPT-4o-mini prefers the elaborated answer in 100% of length-contrasted pairs of equal content, and a markdown-formatted answer in 100% of format-contrasted pairs, while showing a strong second-position preference. Plain length *padding* with obvious filler, by contrast, is penalized—verbosity bias is about apparent substance, not raw length, which is why our covariate is an elaboration indicator.

**Q1: bias modeling recovers the correct top- $k$  (correctness).** Table 1 gives the central result. The biased judges (Llama, Qwen, Gemini, DeepSeek, GPT-4o-mini) have positive verbosity coefficients and naive estimates that correlate with verbosity (+0.22 to +0.49): naive aggregation is partly

Judge	$n$	$\hat{c}$ (verbosity)	$\hat{\kappa}$ (position)	naive recall	bias-aware recall	$\Delta$
<i>Biased but competent judges — bias-aware modeling recovers the top-k</i>						
Llama-3.1-8B	10	+0.99	+0.35	0.50	<b>0.90</b>	+0.40
Qwen-2.5 (7B)	10	+0.83	+1.09	0.66	<b>0.86</b>	+0.20
Gemini-2.5-flash-lite	3	+0.75	-1.30	0.60	<b>0.93</b>	+0.33
GPT-4o-mini	5	+0.61	-0.85	0.56	<b>0.84</b>	+0.28
DeepSeek-chat	5	+0.59	-2.41	0.84	<b>1.00</b>	+0.16
<i>Frontier / near-neutral judges — little bias, naive already accurate; bias-aware harmless</i>						
DeepSeek-V4-flash	3	+0.37	-0.08	1.00	1.00	0.00
DeepSeek-V4-pro	2	+0.28	+0.01	1.00	1.00	0.00
Claude-Sonnet-4.6	3	+0.28	+1.42	1.00	1.00	0.00
GPT-4.1	3	+0.24	+1.18	1.00	1.00	0.00
Phi-4	10	+0.24	+0.32	0.88	<b>0.96</b>	+0.08
GPT-5.5	3	+0.16	+0.07	1.00	1.00	0.00
Claude-Opus-4.8	2	+0.16	+1.37	1.00	1.00	0.00
Gemini-2.5-pro	1	+0.15	-0.31	1.00	1.00	0.00
GPT-5.1	3	+0.13	+0.95	1.00	1.00	0.00
Claude-Haiku-4.5	3	-0.16	+0.05	0.93	0.93	0.00
<i>Judge too weak to be useful — little quality signal to recover</i>						
DeepSeek-Coder-6.7B	5	-0.51	+1.75	0.08	0.12	+0.04

Table 1: Sixteen LLM judges, full-data fits with the standardized-length covariate ( $\lambda_b=0.1$ ), sorted by the length-bias coefficient  $\hat{c}$ . **Bias is real but heterogeneous and correlates with capability**: cheaper/mid judges carry a positive  $\hat{c}$  and their naive quality estimate correlates with length, so naive aggregation plateaus at a *wrong* top- $k$  that the bias-aware model recovers ( $\Delta$  up to +0.40). The frontier judges we tested (GPT-4.1/5.1/5.5, Gemini-2.5-pro, DeepSeek-V4, Claude Sonnet/Opus) show little bias and already achieve perfect naive recall, so bias-aware modeling neither helps nor hurts ( $\Delta=0$ ). The *direction* of position bias  $\hat{\kappa}$  flips across judges. The smallest judge (Coder-6.7B) has almost no quality signal, so neither model recovers the top- $k$ . The method thus matters exactly where cheap LLM judges are used in practice: competent enough to rank, but biased. *Caveat*: the frontier rows with  $n \leq 2$  (Gemini-2.5-pro, Opus-4.8, V4-pro) mean “no bias detected in a small sample,” not a guarantee of zero bias; the  $\Delta=0$  there should be read with that  $n$  in mind.

ranking by presentation (Fig. 2). There the naive model’s top- $k$  recall is stuck and—critically—does *not improve with more comparisons* (it converges to the wrong set), while the bias-aware model, which estimates and removes the verbosity and position terms, lifts recall by +0.16 to +0.32, reaching 0.84–1.0, a gap that persists at full data. The gain tracks the bias magnitude: it shrinks toward zero for the nearly-neutral Phi-4 (+0.04) and the mildly brevity-preferring Claude-Haiku, where the bias-aware and naive models are within noise (0.87 vs. 0.93 over three oracles). This is the intended behavior: where there is little bias to correct, modeling it neither helps much nor—given enough shrinkage—hurts, so bias-awareness is safe to switch on without knowing in advance whether a judge is biased.

**Significance and baselines.** Table 2 puts the correctness result on a statistical footing and compares against the debiasing heuristics a practitioner would reach for. Over oracles, the bias-aware improvement is significant on four of the five biased judges (paired  $t$ ,  $p < 0.05$ ; DeepSeek-chat  $p = 0.10$ ) and highly significant pooled (mean  $\Delta = +0.28$ , 95% CI [+0.22, +0.33],  $p = 1.5 \times 10^{-11}$ ,  $n = 33$  oracles). *Order-swapping with majority vote*—the standard fix for LLM-judge position bias—does *not* help (0.64  $\rightarrow$  0.63), because it removes position but not verbosity bias. A stronger baseline, *post-hoc length residualization* (fit naive Bradley-Terry, then regress scores on length and keep the residual), re-

covers most of the gap ( $0.90 \pm 0.03$ ) and on full data is statistically indistinguishable from our joint model ( $0.90 \pm 0.03$ ). We therefore do *not* claim a large full-data accuracy advantage over a well-chosen residualization heuristic; the bias-aware model’s value is that it (i) handles verbosity *and* position jointly in one estimator, (ii) supplies the calibrated posterior the active rule needs, and (iii) admits the hierarchical shrinkage that makes it safe on unknown judges—none of which a post-hoc residual provides. This gap is real *under a budget*: pitting the joint model (its debiased posterior guides acquisition) against residualize-then-acquire (naive posterior guides acquisition, length removed post-hoc), the joint model wins at every small budget—0.79 vs. 0.69 at  $B=120$  and 0.82 vs. 0.70 at  $B=200$  (paired  $t$ ,  $p < 10^{-3}$ )—because *which* comparisons to run should be chosen from the debiased posterior, not from a residual computed after the fact; residualization only ties at full data.

**Q2: top- $k$ -aware acquisition is budget-efficient (efficiency).** Fig. 3 plots top- $k$  recall versus comparison budget under the bias-aware model (Llama judge, 10 oracles  $\times$  6 seeds = 60 paired runs). Our top- $k$ -aware rule reaches near-ceiling recall with a small budget (0.68 at  $B=60$ , 0.86 at  $B=200$ ), and the advantage is statistically significant: it beats the global-uncertainty (D-optimal) rule at every small-to-mid budget (e.g. 0.80 vs. 0.70 at  $B=120$ ; paired  $t$ ,  $p < 10^{-3}$ ) and beats round-robin at *all* budgets ( $p < 10^{-3}$ ). Global uncer-

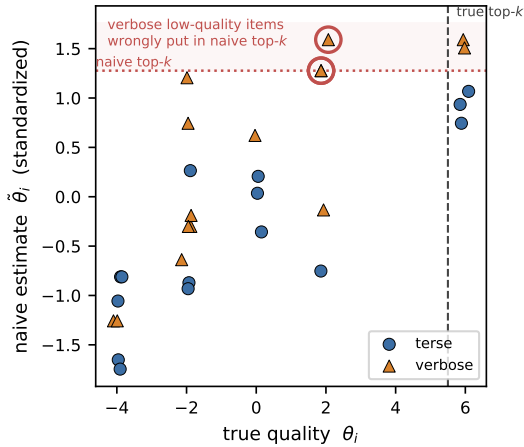


Figure 2: Why naive aggregation fails (Llama judge, full data). Each item is placed at its true quality  $\theta_i$  (x) and its naive quality estimate  $\tilde{\theta}_i$  (y). Verbosity inflates the naive estimate, so verbose low-quality items (circled) rise above the naive top- $k$  cut-off (dotted) while a terse truly-top item falls below it: the naive ranking selects on presentation, realizing Prop. 1. The bias-aware model removes the vertical verbosity shift and recovers the true top- $k$  (right of the dashed line).

tainty resolves items irrelevant to the top- $k$  boundary and is beaten at small budgets, only catching up once the budget nears the full matrix ( $B=320$ ). Fig. 4 shows the mechanism directly: our rule pours comparisons onto boundary items and starves the rest. Naive variants never exceed their wrong-top- $k$  plateau regardless of budget or acquisition rule.

**Acquisition-score ablation.** The score (3) is a product of three factors, and each earns its place (Llama,  $B=120$ ): dropping the boundary-entropy term—the top- $k$ -aware part—costs the most ( $0.76 \rightarrow 0.62$ , collapsing to global D-optimality), while dropping the variance or the  $p(1-p)$  informativeness terms costs less ( $0.76 \rightarrow 0.75$  and  $0.73$ ); all three beat entropy-alone ( $0.67$ ) and random ( $0.61$ ). The score is thus not an arbitrary product—the boundary term (its novel ingredient) contributes most, atop two standard information factors (Fig. 5).

**Ablation: the two contributions are complementary.** A  $2 \times 2$  ablation (Llama,  $B=120$ ; Table 4, left) shows the bias-aware model and the top- $k$ -aware rule are *synergistic*. Acquisition alone barely helps ( $0.50 \rightarrow 0.51$  under the naive model): efficiently querying is pointless when you are sharpening the *wrong* ranking. Bias correction alone helps ( $0.50 \rightarrow 0.61$ ), and the two together reach  $0.82$ —the acquisition gain materializes ( $+0.21$ ) only once the model recovers the right quality signal. The correctness gain also holds across  $k$  (Table 4, right): bias-aware beats naive at  $k=1, 3, 5, 10$ , most at  $k=5$  ( $0.62 \rightarrow 0.90$ ). It also scales: at  $N=100$  items the gain persists ( $0.60 \rightarrow 0.85$  at  $k=10$ , Llama), consistent with the  $O(|\mathcal{D}|(N+d)^2)$  per-refit cost being modest for the pool sizes (10–300) typical of top- $k$  selection.

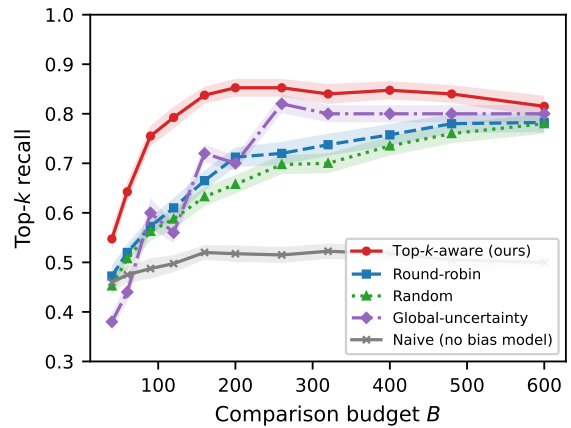


Figure 3: top- $k$  recall vs. comparison budget (Llama-3.1-8B judge, 5 oracles  $\times$  8 seeds,  $\pm$ s.e.). The top- $k$ -aware rule reaches the bias-aware ceiling fastest; global-uncertainty is worst at small budgets; the naive model (no bias term) plateaus at a wrong top- $k$  regardless of budget.

**External validity on LLMBAR.** Our controlled benchmark isolates spurious verbosity by construction; LLMBAR (Zeng et al. 2024) tests the same phenomenon in the wild, with human-annotated pairs whose *adversarial* subsets are built so the worse answer is superficially attractive. We judge all 419 pairs with GPT-4o-mini in both orders and ask whether modeling the presentation features recovers the gold preference. Fig. 6 shows the judge is genuinely length-biased on the adversarial subsets—it prefers the longer answer far more often than gold does (e.g. Neighbor: prefers-longer 0.40 vs. gold-longer 0.13)—whereas on the Natural subset length is legitimate (0.55 vs. 0.56). Correcting for length and format (a cross-validated logistic model on the judge score plus length/format differences, the pairwise analogue of our covariate model) improves agreement with gold on exactly the biased subsets—Neighbor  $0.58 \rightarrow 0.86$ , Manual  $0.63 \rightarrow 0.80$ —while leaving the unbiased Natural subset unchanged ( $0.94 \rightarrow 0.93$ ). This is direct evidence that modeling the spurious feature recovers ground truth when the feature is in fact spurious.

**Cost-effectiveness.** The practical payoff is that debiasing a cheap judge beats paying for a frontier one at a given recall (Fig. 7). Pricing each comparison at public per-call rates (GPT-4o-mini vs. GPT-5.1,  $\approx 30 \times$  apart), GPT-4o-mini with our bias-aware model and top- $k$ -aware acquisition reaches recall 0.90 for  $\approx \$0.014$ , whereas the unbiased GPT-5.1 needs  $\approx \$0.28$  to reach 0.93—a  $\approx 20 \times$  cost gap around 0.90 recall. The frontier judge *does* attain perfect recall (1.00 at  $\approx \$0.42$ ), so the last few points of recall are worth paying for; but for the common regime of high-but-not-perfect top- $k$  recovery, correcting a cheap judge is far cheaper than upgrading the judge.

**Gating: when to enable correction.** Because a covariate can be spurious (LLMBAR) or legitimate (SummEval), the practitioner needs an operational rule for whether to turn cor-

Biased judge	$n$	naive	bias-aw.	$\Delta$	95% CI
Llama-3.1-8B	10	.50	.90	+.40**	[.34, .46]
Qwen-2.5 (7B)	10	.66	.86	+.20**	[.12, .28]
Gemini-flash	3	.60	.93	+.33*	[.20, .40]
GPT-4o-mini	5	.56	.84	+.28*	[.12, .40]
DeepSeek-chat	5	.84	1.00	+.16	[.04, .28]

*Debiasing baselines (mean over the biased judges):*  
order-swap+maj. .61 (vs. naive .62)  
length-resid. .89 ( $\approx$  bias-aware .90)

Table 2: Correctness with statistics. Mean top- $k$  recall over oracles (s.e.  $\leq .10$ ), paired-bootstrap 95% CIs on  $\Delta$ ; \* $p < .05$ , \*\* $p < .001$  (paired  $t$ ; pooled  $\Delta = +.28$ ,  $p = 1.5 \times 10^{-11}$ ). Order-swap majority vote (the standard position-debias) does not address verbosity; length residualization is a strong baseline our joint model matches—its advantage is the joint estimate, calibrated uncertainty for acquisition, and adaptive shrinkage.

Budget $B$	60	120	200	320
<b>Top-<math>k</math>-aware (ours)</b>	<b>.68</b>	<b>.80</b>	<b>.86</b>	.85
Round-robin	.53	.61	.72	.76
Global-uncertainty	.54	.70	.76	.88

$p$  vs. global-unc.  $< .001$   $< .001$   $< .001$  n.s.  
 $p$  vs. round-robin  $< .001$   $< .001$   $< .001$   $< .001$

Table 3: top- $k$  recall vs. budget (Llama-3.1-8B, bias-aware; mean over 10 oracles  $\times$  6 seeds, s.e.  $\leq .03$ ; paired  $t$ -test  $p$ -values in the last rows). top- $k$ -aware acquisition significantly beats both baselines at small-mid budgets and beats round-robin throughout; global-uncertainty is worst at small budgets and only ties at  $B=320$  (near the full matrix).

rection on. We propose a *trusted-anchor gate*: obtain a small set of ground-truth pairwise labels (from a strong judge or a few human comparisons) and enable the covariate correction only if the bias-aware model agrees with these anchors at least as well as naive. Validated on controlled pools with 60 anchors, the gate enables correction on 80% of *spurious*-covariate pools (recovering recall 0.82 vs. naive 0.50) and on 0% of *legitimate*-covariate pools—where blind debiasing would collapse recall to 0.02—so the gated strategy gets 0.82/0.48 against an oracle’s 0.90/0.48. The gate thus operationalizes the SummEval-vs-LLMBar distinction: it turns the method on exactly when the covariate is a presentation artifact and off when length carries real quality, using only a handful of trusted labels.

**Synthetic validation.** On a synthetic Bradley-Terry simulator with controllable verbosity and position bias we reproduce both effects and confirm a design point: when the judge is *unbiased*, the bias-aware model is close to naive (it pays only a small variance cost, 0.79 vs. 0.86 recall), showing that the shrinkage prior keeps the downside small when there is little bias to correct. (Details in the appendix.)

**Q3: where does the method help?** Two observations connect the gain to judge capability (Fig. 8). The robust one: the

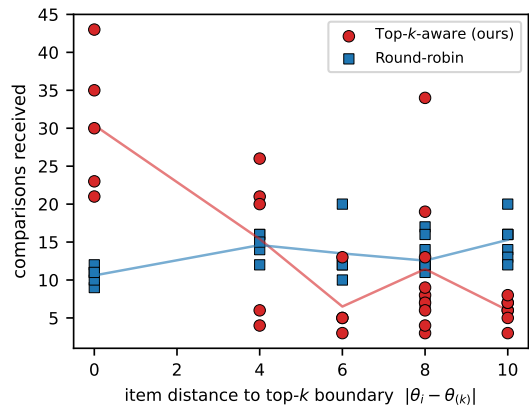


Figure 4: How the budget is spent (Llama judge,  $B=200$ ). top- $k$ -aware acquisition concentrates comparisons on items near the top- $k$  boundary ( $\sim 3\times$  more than round-robin at distance 0) and starves items far from it, whereas round-robin spreads effort uniformly. This is the mechanism behind the budget savings in Fig. 3.

$B=120$	recall		$k$	
	r-robin	top- $k$	naive	bias
naive	.50	.51	.94	<b>1.00</b>
bias-aware	.61	<b>.82</b>	.80	<b>.95</b>
			.62	<b>.90</b>
			.82	<b>.88</b>

Table 4: Left:  $2\times 2$  ablation (model  $\times$  acquisition), Llama, recall at  $B=120$ —the two contributions combine super-additively. Right: recall@ $k$  on full data (mean over biased judges)—bias-aware wins at every  $k$ .

bias-aware gain  $\Delta$  is strongly negatively correlated with a judge’s raw competence (naive recall)—Spearman  $\rho = -0.88$  ( $p < 10^{-4}$ ,  $n=16$ )—so the method helps most on judges competent enough to rank but whose naive ranking is corrupted by bias, and is essentially a no-op on judges that already rank perfectly (and cannot rescue the one sub-competent judge, Coder-6.7B, whose naive recall is 0.12). More tentatively, verbosity bias itself tends to be larger for cheaper judges, but this second trend does *not* reach significance in our sample (Spearman  $\rho = -0.38$  between naive recall and  $\hat{c}$ ,  $p=0.17$ ); we report it as an observed pattern, not a claim. Either way the practically relevant regime is clear: the frontier judges *in our set* already rank well but cost 10–100 $\times$  more per comparison, whereas the cheap judges that at-scale evaluation actually uses are the ones our model helps.

**Takeaway: estimate bias online.** The most actionable empirical finding is in Table 1: bias is *heterogeneous* across judges in presence, magnitude, and direction. Verbosity bias is common but neither universal nor capability-independent (frontier judges and Claude-Haiku have essentially none), and the *direction* of position bias flips—Llama and Qwen prefer the first-shown answer, GPT-4o-mini, Gemini and DeepSeek the second. A fixed debiasing heuristic tuned on

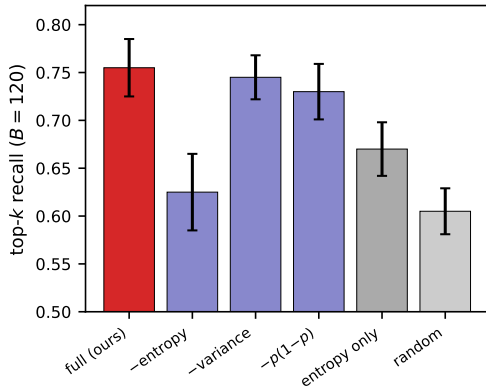


Figure 5: Acquisition-score ablation (Llama,  $B=120$ ,  $\pm$ s.e.). Each factor of the score (3) helps; dropping the top- $k$ -boundary entropy term costs the most (it collapses to global D-optimality). All variants beat random.

one judge would mis-correct another and would needlessly distort an unbiased one. Treating bias as a latent parameter to be inferred per judge—and regularized so it vanishes when absent—is therefore not merely convenient but necessary.

**Limitations.** Four caveats bound our claims. (i) *The covariate must capture a spurious preference.* Our controlled benchmark isolates content-free verbosity; on data where length legitimately signals quality this assumption breaks. On SummEval—real machine summaries with human quality scores—raw summary length correlates with the human score ( $\hat{c}=+0.79$ ), and debiasing on it *hurts* top- $k$  recovery (naive 0.52 vs. bias-aware 0.43 over 20 articles). This is the mirror image of the LLMBAR result (Fig. 6), where length is spurious and modeling it helps: the method is warranted precisely when the covariate captures a presentation preference that is plausibly *not* a quality signal. A second real multi-candidate top- $k$  task, Nectar (7 answers per prompt with GPT-4 rankings), behaves like SummEval: length legitimately tracks the ground-truth ranking (the GPT-4 ranker itself rewards detail;  $\hat{c}=+0.53$ ), so blind debiasing again slightly hurts (top-2 recall 0.58  $\rightarrow$  0.52). The pattern is consistent—the method helps only when the ground truth does *not* share the judge’s presentation preference (LLMBar’s human gold), and hurts when it does (SummEval, Nectar). The trusted-anchor gate above makes this decision operational, avoiding the SummEval/Nectar-type harm while keeping the LLMBAR-type gain. (ii) *Noise is modeled, not the focus.* Run-to-run noise is real—at temperature 1, GPT-4o-mini flips 8% of verdicts across repeats—but our main protocol queries at temperature 0 and caches verdicts to isolate *systematic* bias; the Bradley-Terry likelihood absorbs stochastic cross-pair disagreement, and we do not study repeated-query denoising here. (iii) *Small samples for frontier judges.* Gemini-2.5-pro ( $n=1$ ) and Opus/V4-pro ( $n=2$ ) have few oracles; their perfect-recall entries mean “no bias detected in a small sample,” not a strong guarantee. (iv) Statements about frontier judges being unbiased hold only for the

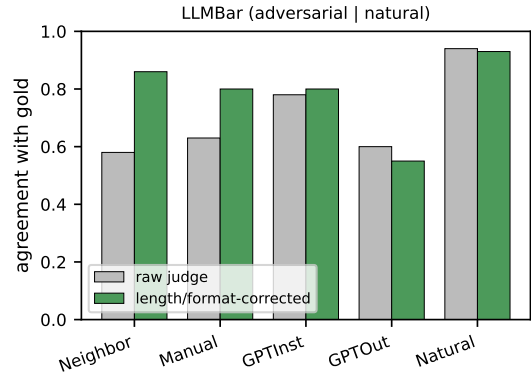


Figure 6: External validity on LLMBAR (judge: GPT-4o-mini, both orders). On the adversarial subsets—where the judge prefers the longer answer far more than gold does (e.g. Neighbor 0.40 vs. 0.13)—a length/format correction recovers gold agreement (Neighbor 0.58  $\rightarrow$  0.86); the unbiased Natural subset is unchanged. This is the positive counterpart to the SummEval limitation, where length legitimately signals quality.

specific models and prompt we tested.

## 7 Conclusion

We framed LLM-as-judge top- $k$  selection as Bayesian inference over latent quality with estimable, judge-specific bias, paired with a top- $k$ -aware active acquisition rule. Across sixteen real LLM judges spanning open and proprietary families and a wide capability range, modeling bias is what separates the true top- $k$  from a ranking of presentation, and targeting the top- $k$  boundary makes the comparison budget go further; because the bias terms are shrunk toward zero when a judge shows little bias, the method keeps its downside small in that case and helps most on the cheap, biased judges that at-scale evaluation actually uses, as the LLMBAR results confirm. A natural extension is a *multi-fidelity* setting where a cheap judge escalates to a strong judge only at the top- $k$  boundary; we found naively mixing two judges’ verdicts in a single-bias model backfires (their biases differ), so this requires a per-judge bias term—a promising direction we leave to future work.

## Technical Appendix

**Item construction.** Each item answers the prompt “Give an accurate and informative overview of *the Moon*.” from a bank of 12 true and 12 false statements about the topic. With a fixed number of statements per item, quality is  $\theta_i = (\#\text{true}) - (\#\text{false})$ ; the true top- $k$  are the fully-correct items. The verbosity covariate is binary: the terse form lists the chosen statements, the elaborated form appends to each a content-free but authoritative-sounding clause (identical factual content, more tokens). Verbosity is assigned by a balanced shuffle rejected unless  $|\text{corr}(\theta, \text{verb})| < 0.12$ . We use  $N=30$ ,  $k=5$ .

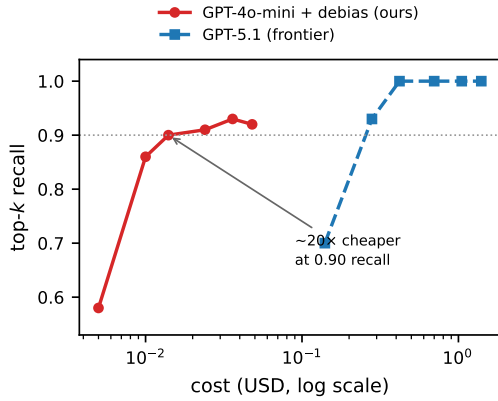


Figure 7: Cost–quality frontier. A cheap biased judge (GPT-4o-mini) with our correction reaches 0.90 recall for  $\approx 20\times$  less than a frontier judge (GPT-5.1); the frontier judge buys the last few points of recall at much higher cost.

**Oracle collection and offline evaluation.** For each judge we query all  $N(N-1)$  ordered pairs once at temperature 0 and cache the verdict matrix. Acquisition strategies are then evaluated *offline* against this fixed oracle: a strategy reveals matrix entries up to its budget, refits, and is scored by top- $k$  recall. This makes every strategy face the identical judge and makes results exactly reproducible; randomness enters only through the strategy’s own seed. We report means over oracles (random item draws) and 8 strategy seeds.

**Hyperparameters and protocol.** Unless noted we use quality-prior precision  $\lambda=1$ , bias-prior precision  $\lambda_b=1/\tau^2=0.1$ ,  $S=1500$  membership samples, and refit the Laplace fit every 8 acquisitions with warm-started L-BFGS. Items:  $N=30$ ,  $k=5$ ,  $C=6$  statements per item from a bank of 12 true and 12 false statements. Oracle counts per judge: 5 for Llama-3.1-8B, Qwen-2.5, Phi-4, GPT-4o-mini, DeepSeek-chat and Coder-6.7B; 3 for Gemini-flash-lite, DeepSeek-V4-flash, GPT-5.1, GPT-5.5, Claude Haiku/Sonnet; 2 for DeepSeek-V4-pro and Opus; 1 for Gemini-2.5-pro (spend-capped). Each budget curve averages over oracles and 8 acquisition seeds; bands are  $\pm 1$  s.e. The judge prompt is: given answers  $A$  and  $B$  to “Give an accurate and informative overview of *the Moon*,” ask “Which answer is more accurate and complete? Respond with ONLY the single letter A or B,” with  $A, B$  filled by the two items in the drawn order.

**Open-weight and closed (API) judge details.** Open-weight judges (Llama-3.1-8B, Qwen-2.5-Coder-7B, Phi-4, DeepSeek-Coder-6.7B) are served locally on a single 48 GB GPU via HuggingFace transformers; the verdict is the arg max of the “A”/“B” next-token logits, which is faster than sampling and removes decoding noise. Closed judges are queried through their official APIs with the exact ids `gpt-4o-mini`, `gpt-4.1`, `gpt-5.1`, `gpt-5.5` (OpenAI); `gemini-2.5-flash-lite`, `gemini-2.5-pro` (Google, via the OpenAI-compatible endpoint); `deepseek-chat`,

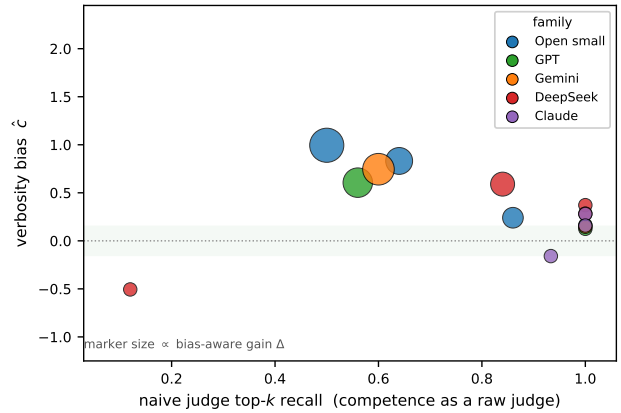


Figure 8: Where the method helps (our tested judges). Each point is a judge, colored by model family, at its naive top- $k$  recall ( $x$ , its raw competence) and verbosity coefficient  $\hat{c}$  ( $y$ ); marker size grows with the bias-aware gain  $\Delta$ . The gain concentrates on competent-but-biased judges (top-left, large markers; Spearman  $\rho=-0.88$  between naive recall and  $\Delta$ ); the frontier judges we tested already rank perfectly with  $\hat{c} \approx 0$ , and the weakest judge (bottom-left) has too little quality signal to help. Within-family trends are visible (e.g. Gemini flash-lite  $\rightarrow$  2.5-pro).

`deepseek-v4-flash`, `deepseek-v4-pro` (DeepSeek); and `claude-haiku-4-5`, `claude-sonnet-4-6`, `claude-opus-4-8` (Anthropic). Non-reasoning chat models use temperature 0 and `max_tokens=16`, and we parse the first “A”/“B” token. Reasoning models emit hidden thinking tokens and need a completion budget: for GPT-5.x we set `max_completion_tokens=64` (and omit temperature, which these models fix to 1); Gemini-2.5-pro is run with `reasoning_effort=low` and a 2000-token cap (it spends  $\approx 500$  hidden reasoning tokens per verdict); DeepSeek-V4 models likewise use a 2000-token cap. Claude models are queried *without* a temperature override (some reject temperature  $\neq 1$ ), with extended thinking left off, parsing the returned text block. In all cases the two items are presented in a randomized order that we record, and each ordered pair is queried once and cached (verdicts are deterministic at temperature 0).

**Reproducibility of API judges.** The open-weight judges (Llama-3.1-8B, Qwen-2.5, Phi-4, DeepSeek-Coder-6.7B) are fully reproducible from public checkpoints, and our central claims—bias correction on biased-but-competent judges, the  $2\times 2$  synergy, and the acquisition ablation—rest on them. The proprietary judges were queried through their APIs in July 2026 at the exact model ids listed above; because vendors update models behind an id, we treat those numbers as a snapshot and do not hinge conclusions on any single frontier version. We query all judges at temperature 0 so verdicts are deterministic and the reported error bars reflect variation across oracles (item pools) and acquisition seeds, not decoding randomness; the temperature-1 flip rate (8%

for GPT-4o-mini) is measured separately and is not part of the main protocol.

**Bias probes.** The isolated-bias probes hold quality fixed and vary one factor. Position: equal-quality pairs shown in both orders; a judge with no position bias prefers the same underlying answer regardless of order. Verbosity/format: the same statements presented terse vs. elaborated, or plain vs. markdown. We measure  $\Pr(\text{prefer the contrasted side})$  with Wilson 95% intervals.

**Synthetic simulator.** The simulator draws  $\theta_i \sim \mathcal{N}(0, 1.25^2)$  and an independent verbosity covariate, and generates verdicts from Eq. (1) with controllable  $c^*, \kappa^*$ . It reproduces the two real-judge effects and isolates the *unbiased-judge* control ( $c^*=\kappa^*=0$ ): there the bias-aware model matches the naive model up to a small variance cost (0.79 vs. 0.86 top- $k$  recall), empirically confirming the shrinkage prior makes bias modeling safe to apply by default. The simulator also shows the global-uncertainty rule’s small-budget deficit is present even without bias, i.e. it is a property of top- $k$  targeting, not of debiasing.

**Shrinkage strength.** The prior precision  $1/\tau^2$  (reported as  $\lambda_b$ ) trades off correction against protection. Sweeping  $\lambda_b \in \{0.1, 1, 2\}$ , the bias-aware gain on biased judges decreases gently but stays clearly positive (e.g. Llama drops from +0.40 toward +0.30 as  $\lambda_b$  grows), while near-neutral judges (Phi-4, Claude-Haiku) keep  $\Delta \geq 0$  throughout. Thus a single moderate  $\lambda_b=0.1$  already keeps essentially all of the correction with no measurable downside on our judges. We also implemented a *hierarchical* version that learns  $\tau$  per judge by empirical Bayes (alternating the Laplace fit with the evidence update  $\tau^2 \leftarrow \frac{1}{2}(\hat{c}^2 + \hat{\kappa}^2 + \text{Var}[\hat{c}] + \text{Var}[\hat{\kappa}])$ ). It removes the need to tune  $\lambda_b$  and learns small  $\tau$  for near-unbiased judges and larger  $\tau$  for biased ones; on our data, however, a fixed moderate  $\lambda_b$  already yields  $\Delta \geq 0$  for every judge, so the learned- $\tau$  version gives no consistent improvement (and occasionally over-shrinks). We therefore report the fixed prior in the main results and view the hierarchical variant as a way to avoid hand-tuning  $\lambda_b$  rather than as a source of additional accuracy.

**External-validity details.** The LLMBar experiment (Fig. 6) judges each pair in both presentation orders with GPT-4o-mini; the judge score is the order-averaged preference for output 1, and the length/format features are the word-count and markdown-marker differences. The corrected column is the 5-fold cross-validated accuracy of an  $\ell_2$ -regularized logistic model predicting the gold label from the judge score and these features. The SummEval check uses the 100 articles of the SummEval benchmark, taking each article’s machine summaries as items, the mean of the four human scores as ground-truth quality, and word count as the length covariate.

## Proofs

**Proposition 1 (confounded estimand).** Work in the Thurstone model  $\Pr(a \succ b) = \Phi((\mu_a - \mu_b)/\sigma)$  with augmented score  $\mu_i = \theta_i + c^*x_i$  (the position term averages out under randomized order). The map from a score gap to a probability

is a strictly increasing bijection, so the population win-rates  $\{\Pr(a \succ b)\}$  determine the gaps  $\{\mu_a - \mu_b\}$  uniquely. The naive model fits  $\Pr(a \succ b) = \Phi((\tilde{\theta}_a - \tilde{\theta}_b)/\sigma)$ ; matching all population win-rates forces  $\tilde{\theta}_a - \tilde{\theta}_b = \mu_a - \mu_b$  for every  $a, b$ , so  $\tilde{\theta}_i = \theta_i + c^*x_i$  up to an additive constant. Under Assumption 1 the added term is non-constant across items and uncorrelated with  $\theta$ , so  $\tilde{\theta}$  is not order-equivalent to  $\theta$ : any  $i, j$  with  $0 < \theta_i - \theta_j < c^*(x_j - x_i)$  have  $\tilde{\theta}_j > \tilde{\theta}_i$ . If such a pair straddles the boundary (one truly in  $S_k$ , one not), then  $S_k(\tilde{\theta}) \neq S_k(\theta)$ . As this concerns the estimand  $\tilde{\theta}$ , not a finite sample, more comparisons cannot remove the error. The logistic case is identical with  $\Phi$  replaced by the (also bijective) logistic link.  $\square$

**Proposition 2 (identifiability and consistency).** The negative log-likelihood is convex with Hessian  $H = \sum_{\mathcal{D}} \pi(1-\pi)zz^\top$ . Bradley–Terry has one known null direction—adding a constant to all  $\theta$  leaves every  $z_{ab}^\top\beta$  unchanged—so  $\beta$  is identified iff  $H \succ 0$  on the complement of that direction, which holds iff the design vectors  $z_{ab}$  span it. (i) Same- $x$  comparisons give vectors  $(e_a - e_b, 0, \cdot)$  that span quality contrasts within a covariate stratum; (ii) a cross- $x$  comparison connects the strata and, through its nonzero  $x_a - x_b$  entry, adds the  $c$  direction; (iii) a pair observed in both orders gives two vectors differing only in the position coordinate, adding the  $\kappa$  direction. Together these span the complement, so  $H \succ 0$  there and the MAP is unique. Consistency then follows from standard M-estimation: the objective is concave and its per-comparison information converges to a positive-definite limit on the identified subspace.  $\square$

**Acquisition score (derivation of the heuristic).** A comparison at  $(i, j)$  with Fisher weight  $w = \pi_{ij}(1-\pi_{ij})$  updates the quality precision by  $wuu^\top$ ,  $u = e_i - e_j$ . By Sherman–Morrison the posterior variance of the contrast  $v = \theta_i - \theta_j$  strictly decreases, by an amount that grows with  $w$  and with the current  $\text{Var}(v)$ ; this is the D-optimal / one-step information term  $\pi_{ij}(1-\pi_{ij})\text{Var}(v)$  in the score. We multiply it by a *boundary-uncertainty* weight  $\mathcal{H}(p_i) + \mathcal{H}(p_j)$ , where  $p_m$  is the posterior probability that item  $m$  is in the top- $k$ . The binary entropy  $\mathcal{H}(p)$  is maximal at  $p=\frac{1}{2}$  and zero at  $p \in \{0, 1\}$ , so this weight is large exactly for items whose membership is still in doubt—the items a single comparison can move across the top- $k$  boundary—and negligible for items already clearly in or out. We emphasize that  $\mathcal{H}(p)$  is used as a boundary-uncertainty weight, *not* as an approximation to the entropy-reduction sensitivity  $|\mathcal{H}'(p)|$  (which instead vanishes at  $p=\frac{1}{2}$ ); the score is therefore a motivated surrogate rather than an exact expected-entropy-reduction rule. Dropping the boundary weight recovers the pure D-optimal rule, which is information-optimal for  $v$  but indifferent to whether  $v$  affects top- $k$  membership, explaining its poor small-budget behavior in Table 3.  $\square$

## References

Bradley, R. A.; and Terry, M. E. 1952. Rank Analysis of Incomplete Block Designs: I. The Method of Paired Comparisons. *Biometrika*, 39(3/4): 324–345.

Dubois, Y.; Galambosi, B.; Liang, P.; and Hashimoto, T. B. 2024. Length-Controlled AlpacaEval: A Simple Way to Debias Automatic Evaluators. *arXiv preprint arXiv:2404.04475*.

Heckel, R.; Shah, N. B.; Ramchandran, K.; and Wainwright, M. J. 2019. Active Ranking from Pairwise Comparisons and When Parametric Assumptions Do Not Help. volume 47.

Houlsby, N.; Huszár, F.; Ghahramani, Z.; and Lengyel, M. 2011. Bayesian Active Learning for Classification and Preference Learning.

Huang, H.; et al. 2026. BayesAgent: Bayesian Agentic Reasoning Under Uncertainty via Verbalized Probabilistic Graphical Modeling. *Proceedings of the AAAI Conference on Artificial Intelligence*.

Li, D.; Jiang, B.; Huang, L.; et al. 2024. From Generation to Judgment: Opportunities and Challenges of LLM-as-a-Judge. *arXiv preprint arXiv:2411.16594*.

Melo, L. C.; Tigas, P.; Abate, A.; and Gal, Y. 2024. Deep Bayesian Active Learning for Preference Modeling in Large Language Models. In *Advances in Neural Information Processing Systems (NeurIPS)*.

Ross, B. L.; Vouitsis, N.; Ashari Ghomi, A.; et al. 2025. Textual Bayes: Quantifying Uncertainty in LLM-Based Systems. *arXiv preprint arXiv:2506.10060*.

Saito, K.; Wachi, A.; Wataoka, K.; and Akimoto, Y. 2023. Verbosity Bias in Preference Labeling by Large Language Models. *arXiv preprint arXiv:2310.10076*.

Szörényi, B.; Busa-Fekete, R.; Paul, A.; and Hüllermeier, E. 2015. Online Rank Elicitation for Plackett-Luce: A Dueling Bandits Approach. In *Advances in Neural Information Processing Systems (NeurIPS)*.

Tonolini, F.; Massiah, J.; Kazemi, E.; et al. 2024. Bayesian Prompt Ensembles: Model Uncertainty Estimation for Black-Box Large Language Models. In *Findings of the Association for Computational Linguistics (ACL)*.

Wang, P.; Li, L.; Chen, L.; et al. 2024. Large Language Models are not Fair Evaluators. In *Proceedings of the Association for Computational Linguistics (ACL)*.

Zeng, Z.; Yu, J.; Gao, T.; et al. 2024. Evaluating Large Language Models at Evaluating Instruction Following. In *International Conference on Learning Representations (ICLR)*.

Zheng, L.; Chiang, W.-L.; Sheng, Y.; et al. 2023. Judging LLM-as-a-Judge with MT-Bench and Chatbot Arena. In *Advances in Neural Information Processing Systems (NeurIPS)*.