

Many Voices, One Reward: Multi-Role Rubric Generation for LLM Judging and Reward Modeling

Dazhi Fu^{1,2}, Jiuding Yang², Yiwen Guo^{3,*}, Jicong Fan^{1,*}

¹School of Data Science, The Chinese University of Hong Kong, Shenzhen, China

²LIGHTSPEED

³Independent Researcher

dazhifu@link.cuhk.edu.cn, jiudingyang@tencent.com

guoyiwen89@gmail.com, fanjicong@cuhk.edu.cn

Abstract

Reliable reward and preference signals are critical for evaluating and optimizing large language models on open-ended tasks. Rubric-based judges offer a transparent way to decompose such judgments into explicit evaluation criteria, but existing annotation-free rubric generators typically rely on a single generic evaluator. As a result, they may overlook important dimensions of human preference, a failure mode we term *dimensional blind spots*. To address this limitation, we propose Multi-Role Rubric Generation (MRRG), a training-free and reference-free framework that elicits evaluation criteria from multiple complementary roles and consolidates them into an auditable rubric-based scorer. This scorer can be used both to validate pairwise preferences and to provide rewards for GRPO-style Reinforcement Learning with Verifiable Rewards (RLVR). Experiments on preference validation benchmarks show that MRRG consistently outperforms single-role rubric generation baselines across multiple backbone models. Further RLVR experiments demonstrate that MRRG yields a stronger reward signal for improving open-ended generation. Our code is available [here](#).

1 Introduction

Large language models (LLMs) (Brown et al., 2020; Achiam et al., 2023; Yang et al., 2025) have achieved remarkable capabilities across a wide range of open-ended generation tasks. A key driver of this progress is post-training, which aligns pre-trained models with human intentions through techniques such as Reinforcement Learning with Human Feedback (RLHF) (Ouyang et al., 2022; Bai et al., 2022) and Reinforcement Learning with Verifiable Rewards (RLVR) (Lambert et al., 2024; Guo et al., 2025). Despite their differences in reward

acquisition, both approaches share a common dependency: reliable reward or preference signals that distinguish better responses from worse ones. Constructing such signals is especially challenging for open-ended tasks, where response quality is multidimensional, context-dependent, and difficult to reduce to a single opaque score. How these signals are defined, produced, and validated has therefore emerged as a central challenge for both evaluation (Zheng et al., 2023; Lambert et al., 2025) and optimization.

A natural way to make these signals more transparent — inspired by how humans evaluate open-ended work — is to express evaluation criteria as rubrics or checklists (Viswanathan et al., 2025; Que et al., 2024; Saha et al., 2024). Rather than collapsing quality into a single opaque judgment, a rubric decomposes evaluation into concrete, verifiable sub-questions. Prior work has shown that rubric- or criteria-conditioned judges can substantially narrow the gap with human raters (Shen et al., 2026; Kawabata and Sugawara, 2026), and that rubric-style process supervision can stabilize reasoning-oriented reinforcement learning (Lightman et al., 2023; Uesato et al., 2022). Together, these results position rubrics as a promising interface for both evaluation and optimization. However, existing approaches typically rely on gold responses, expert-written references, large-scale preference datasets, or extensive human annotations to construct effective rubrics — requirements that are costly and frequently unavailable in realistic open-ended settings.

Recent annotation-free approaches (Zhang et al., 2025; Shen et al., 2026) reduce this cost by generating rubrics directly from the query. Yet they typically rely on a single generic evaluator to enumerate all quality criteria at once. This *single-voiced* formulation assumes that one evaluator can recover the full structure of human preference, overlooking the fact that human judgment is inherently dis-

*indicates corresponding authors

tributed across complementary perspectives: users emphasize usefulness, domain experts prioritize correctness, and educators focus on clarity, evidence, and safety. Consequently, single-voiced rubrics tend to omit preference-relevant dimensions — a failure mode we term *dimensional blind spots*.

Dimensional blind spots lead to two concrete failures. First, they make judging accuracy highly domain-dependent: as shown in Figure 1a, single-voiced rubric judgment performs well in technically structured domains but degrades when domain-specific quality criteria are insufficiently covered. Second, they enable *rubric hacking*: as shown in Figure 1b, responses can score well by optimizing for covered criteria while remaining low quality. Table 1 illustrates this mechanism concretely: for a broad NASDAQ-related question, a single-voiced rubric rewards surface-level task completion while overlooking feasibility, epistemic calibration, and unverifiable claims. Additional analyses are provided in Appendix C.

To address these blind spots, we propose *Multi-Role Rubric Generation* (MRRG), a training-free and reference-free framework that recasts rubric generation as multi-role elicitation. Rather than relying on a single generic evaluator, MRRG instructs an LLM to adopt complementary evaluative roles — such as user, domain expert, educator, AI researcher, and linguist — each generating compact, atomic, and verifiable rubric items. These are then pooled and deduplicated into an auditable rubric-based scorer suitable for both preference validation and as a reward model in GRPO-style RLVR. Figure 2 illustrates the overall framework. Our contributions are as follows:

- **Dimensional blind spots.** We identify dimensional blind spots as a key failure mode of single-voiced rubric generation and demonstrate that they cause domain-dependent judging accuracy and rubric hacking, as illustrated in Figure 1.
- **Multi-Role Rubric Generation.** We propose MRRG, a training-free and reference-free framework that elicits rubric criteria from multiple complementary roles and aggregates them into an auditable scorer for both LLM-as-a-judge evaluation and RLVR reward modeling.
- **Empirical validation.** On RewardBench-2, JudgeBench, and PPE, MRRG consis-

tently outperforms the strongest listed baseline across Qwen2.5 and GPT-series models, with gains of 3.1–16.4 percentage points. In GRPO-style RLVR experiments, MRRG improves over the strongest single-voice reward baseline by 1.7 points on BiGGen Bench and 3.4 points on HealthBench-Hard.

2 Method

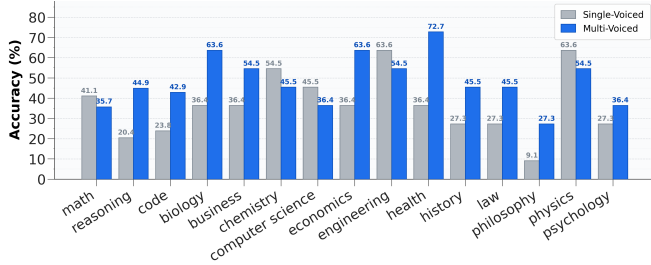
This section develops MRRG in four steps. We first formalize *rubric-based scoring* as a unified interface that subsumes both LLM-as-a-judge and RLVR reward modeling (Sec. 2.1). We then introduce our multi-role rubric generator, MRRG (Multi-Role Rubric Generation, Sec. 2.2), and describe how the resulting per-role rubrics are pooled into a scalar score (Sec. 2.3) that can be used, without modification, as both a preference validator and an RLVR reward (Sec. 2.4).

2.1 Preliminaries: Rubric-Based Scoring

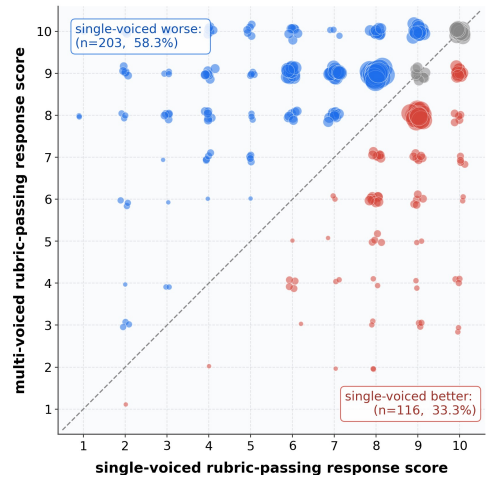
Let $x \in \mathcal{X}$ denote an input prompt and $y \in \mathcal{Y}$ a candidate response. Every alignment signal aims to approximate the latent human quality function $q^* : \mathcal{X} \times \mathcal{Y} \rightarrow \mathbb{R}$. Classical reward models parametrize q^* as a scalar network $r_\theta(x, y)$ trained on preference pairs (Ouyang et al., 2022; Bai et al., 2022); LLM-as-a-judge approaches instantiate it as a prompted language model, $q^*(x, y) \approx G(\text{prompt}_{judge}(x, y))$ (Zheng et al., 2023). Both collapse the multi-dimensional structure of q^* into an opaque scalar.

Notation. Throughout the paper, $G(\cdot)$ denotes a call to a pretrained language model. Different uses of G are distinguished by the prompt template provided to the model. We use prompt_{judge} to denote the per-criterion evaluation template, prompt_m for role-conditioned rubric generation under role p_m , and prompt_r for generic rubric generation.

Rubric-based scoring. A rubric-based scorer breaks this collapse by introducing an interpretable intermediate variable. A rubric $R(x) = \{c_k, w_k\}_{k=1}^K$ is a set of *criteria*, each c_k being an atomic, verifiable proposition about the response (e.g., “The answer cites the correct theorem”). Each criterion is evaluated by the same language model to $s_k = G(\text{prompt}_{judge}(x, y, c_k)) \in \{0, 1\}$, and the overall score aggregates criterion-



(a) Domain-dependent judging accuracy in single-voiced rubric



(b) Rubric hacking

Figure 1: Two main problems caused by dimensional blind spots in single-voiced rubrics.

Table 1: Case study comparing single-voiced and multi-voiced rubrics with corresponding passing answers. **i** in **[Wi]** indicates the weight for each criteria.

Question: Can you list and analyse the investment strategies and history of operation for each company listed on the NASDAQ?	
Single-voiced rubric	Multi-voiced rubric
<ul style="list-style-type: none"> • Lists all NASDAQ-listed companies. [W3] • Describes investment strategies for each company. [W3] • Provides historical analysis of operations for each company. [W3] • Uses reliable and verifiable sources. [W2] • Organizes information clearly, e.g., by company. [W2] • Avoids irrelevant or extraneous information. [W2] • Uses precise and professional language. [W1] • Includes recent and up-to-date information. [W2] • Clarifies technical terms or jargon. [W1] 	<ul style="list-style-type: none"> • Acknowledges impracticality of covering every company; sets scope boundaries. [W3] • Avoids unsupported generalizations about companies. [W2] • Flags potentially outdated or incomplete data. [W2] • Provides a methodology/framework instead of exhaustive listing. [W3] • Avoids unverifiable or speculative claims. [W3] • Clearly defines “investment strategies” and “history of operation”. [W3] • Avoids misleading implications or over generalizations. [W3] • Avoids conflating market trends with individual strategies. [W3] • Acknowledges if the request is too broad or infeasible. [W3]
Single-voiced rubric passing answer	Multi-voiced rubric passing answer
<p>Apple Inc.: strategy centers on brand loyalty, ecosystem integration, and R&D; history includes the Macintosh, iPod, iPhone, and iPad. Amazon.com, Inc.: strategy spans e-commerce, AWS, logistics, and streaming; history includes its start as an online bookstore, AWS launch, and Whole Foods acquisition. This gives a brief company-by-company overview.</p>	<p>A complete firm-by-firm analysis of all NASDAQ-listed companies is impractical in one response. A better answer defines the scope, selects firms or sectors, and analyzes each using filings, annual reports, investor presentations, and market data. Key dimensions include capital allocation, acquisitions, R&D, revenue model, operational milestones, risks, and recent performance.</p>

level judgments:

$$S(x, y; R) = \frac{\sum_{k=1}^K w_k \cdot G(\text{prompt}_{judge}(x, y, c_k))}{\sum_{k=1}^K w_k}, \quad (1)$$

where $w_k > 0$ is the importance of the k -th criterion. This decomposition makes the signal simultaneously *auditable* (every contribution $w_k s_k$ is attributable to a named criterion), *verifier-like* (each s_k is a constrained yes/no or graded judgment), and

model-agnostic (any sufficiently capable LLM can serve as G). The central design question thus becomes: *how should $R(x)$ be constructed so as to cover more comprehensive evaluative dimensions and thus be close to q^* ?*

2.2 Multi-Role Rubric Generation

Existing rubric generators (Gunjal et al., 2025; Zhang et al., 2025; Liu et al., 2025b) construct initial $R(x)$ with one or a few LLM calls, e.g.,

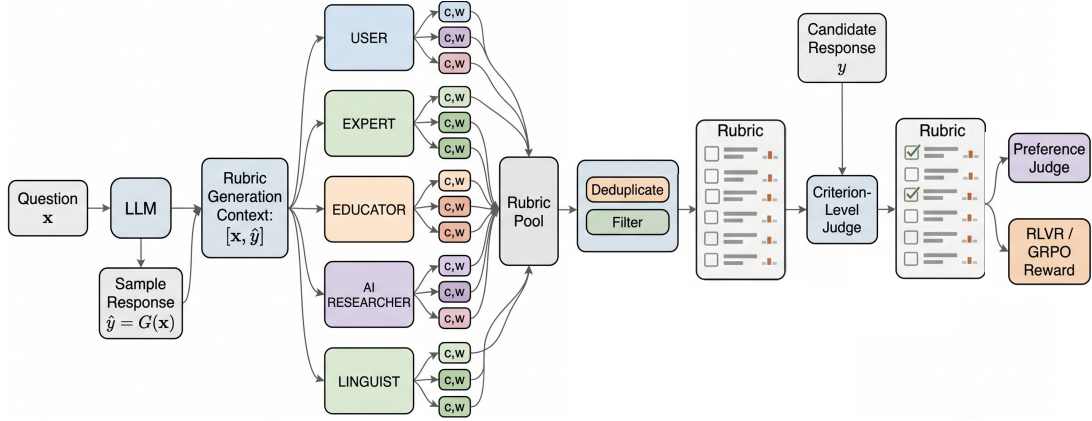


Figure 2: Framework of MRRG.

$R(x) = G(\text{prompt}_r(x, \hat{y}))$ with $\hat{y} = G(x)$ a sample response, where a “universal evaluator” is asked to enumerate every relevant criterion at once. As argued in Sec. 1, this single-voice formulation compresses genuinely distinct viewpoints into a shared prior and could lead to dimensional blind spots.

Role-conditioned elicitation. A straightforward approach to broadening the evaluative dimensions in rubric generation is to repeat the generation process multiple times. Although this can increase the apparent diversity of the resulting rubrics, it remains constrained by the inherent biases and limitations of a single evaluative perspective or role. To address this limitation, we recast rubric generation as a *multi-role elicitation* problem. Let $\mathcal{P} = \{p_1, \dots, p_M\}$ be a small, fixed set of evaluative *roles*; by default $\mathcal{P} = \{\text{USER}, \text{DOMAIN EXPERT}, \text{EDUCATOR}, \text{AI RESEARCHER}, \text{LINGUIST}\}$. For each role p_m we supply a role-specific template prompt_m that foregrounds the concerns most salient to that role—e.g., the USER template emphasizes problem-solving utility and intent satisfaction, while the EDUCATOR template emphasizes evidential support, communication quality and safety. This produces a role-specific rubric

$$\begin{aligned} R_m(x) &= G(\text{prompt}_m(x, \hat{y})) \\ &= \{(c_{m,k}, w_{m,k})\}_{k=1}^{K_m}, \end{aligned} \quad (2)$$

where $m = 1, \dots, M$ and $\hat{y} = G(x)$ is a sample response. Each $R_m(x)$ is compact ($K_m \in [3, 7]$ in practice) and internally coherent, because the generator only has to reason from one viewpoint at a time. Importantly, $w_{m,k}$ is produced *jointly* with $c_{m,k}$ inside the same role-conditioned call: the role that writes a criterion is also the one best positioned

to judge its importance.

Criterion format and self-assessed importance.

Each role is also instructed to emit *binary* criteria paired with a *self-assessed* importance weight $w_{m,k} \in \{1, 2, 3\}$ on a three-point scale:

$$w_{m,k} = \begin{cases} 3 & \text{core need} \\ 2 & \text{significant issue} \\ 1 & \text{non-critical polish} \end{cases} \quad (3)$$

Selection of Roles. One might consider selecting a question-specific subset of roles, since the perspectives most relevant to evaluation can in principle depend on the input question. We instead adopt a fixed but carefully chosen role pool \mathcal{P} , motivated by four considerations. (i) Determining the “most relevant” roles for an arbitrary question is itself ill-posed and would likely require an LLM-based role selector. Such a selector could inherit, or even amplify, the same dimensional biases that MRRG aims to mitigate. (ii) The DOMAIN EXPERT role is already instantiated conditionally on the input question, providing question-aware specialization without exposing the high-level role-selection process to additional model bias. (iii) The default roles cover the principal axes along which humans evaluate open-ended generation: *practical utility* (USER), *technical correctness* (DOMAIN EXPERT), *communicative clarity* (EDUCATOR), *AI-specific reasoning and model behavior* (AI RESEARCHER), and *linguistic quality* (LINGUIST). (iv) Keeping the role pool small, with $|\mathcal{P}| = M$ and $M = 5$ in our experiments, bounds the rubric-generation cost by $\mathcal{O}(M)$ LLM calls per prompt, independent of dataset size. We study the sensitivity of MRRG to the choice of \mathcal{P} in Section 3.2.

2.3 Rubric Deduplication

The per-role rubrics $\{R_m(x)\}_{m=1}^M$ may contain repeated criteria, since different roles can independently produce the same requirement. In practice, we also observe that LLMs sometimes generate identical criteria within role-specific rubrics, potentially due to hallucinated redundancy. If left untreated, such exact duplicates may be counted multiple times and distort the final rubric-based judgment. To address this issue, we apply a simple deterministic post-processing step.

We first concatenate all role-specific rubrics into a single list,

$$R_{1:M}(x) = [(c_{m,k}, w_{m,k})]_{m=1, k=1}^{M, K_m}. \quad (4)$$

We then scan this list in order and remove criteria whose text exactly matches a criterion that has already appeared. The first occurrence is kept together with its original weight, while subsequent duplicate occurrences are discarded. The final rubric is

$$\tilde{R}(x) = [(\tilde{c}_j, \tilde{w}_j)]_{j=1}^N, \quad (5)$$

where N is the number of criteria in the final rubric.

Importantly, this procedure only removes exact duplicates and leaves all non-identical criteria unchanged, including criteria that are semantically similar or potentially in tension with one another. Although one could apply semantic deduplication or consolidation methods, such as using an LLM to merge redundant criteria or resolve conflicting ones, we avoid this design choice for two reasons. First, LLM-based consolidation introduces an additional judgment step, where decisions about redundancy and conflict may themselves be biased and may propagate such bias into the final rubric. Second, merging or removing semantically similar criteria from different roles may inadvertently weaken important evaluation dimensions: when multiple roles independently emphasize similar criteria, this agreement can signal that the criterion is important. Collapsing these criteria into a single item may reduce their effective influence and thus affect the final judgment. We therefore adopt exact-match deduplication as a conservative, deterministic, and reproducible choice. Additional empirical analysis is provided in Appendix C.3.

2.4 From Rubric Score to Alignment Signal

The scalar $S(x, y; \tilde{R}(x)) \in [0, 1]$ plugs into both downstream settings without modification.

Preference validation (LLM-as-a-judge).

Given two candidates (y_A, y_B) for the same prompt x , we predict the preferred response as $\arg \max_{i \in \{A, B\}} S(x, y_i; \tilde{R}(x))$.

Reward modeling for RLVR. We use $S(x, y; \tilde{R}(x))$ directly as the reward inside GRPO-style optimization (Guo et al., 2025). For a prompt x with a rollout group $\{y_i\}_{i=1}^{G_{\text{roll}}}$, the group-relative advantage of y_i is

$$A_i = \frac{S(x, y_i; \tilde{R}(x)) - \mu_S(x)}{\sigma_S(x) + \varepsilon}, \quad (6)$$

where $\mu_S(x)$ and $\sigma_S(x)$ denote the mean and standard deviation of $\{S(x, y_i; \tilde{R}(x))\}_{i=1}^{G_{\text{roll}}}$ taken *within the rollout group for prompt x* and ε is a small constant for numerical stability. Because $\tilde{R}(x)$ is generated once per prompt and cached, the per-rollout reward cost reduces to N yes/no judge calls, which parallelize trivially across the group.

3 Experimental Results

We evaluate MRRG along the two downstream settings it was designed for: (i) *preference validation*, where MRRG acts as an LLM-as-a-judge on benchmark preference pairs (Sec. 3.2); and (ii) *reward modeling for RLVR*, where the same rubric-based scorer drives GRPO-style policy optimization (Sec. 3.3). Across the experimental part we answer the following questions:

- Q1.** Can MRRG outperform single-voiced rubric generators and other baselines in both preference validation and RLVR reward modeling?
- Q2.** Is MRRG robust to the choice of roles, or does it rely critically on any specific role?
- Q3.** Does MRRG expand the coverage of evaluative dimensions beyond single-voiced generation, or are its gains simply due to producing more criteria?

3.1 Experimental Setup

Rubric generator and judge models. For preference validation experiments, we instantiate $G(\cdot)$ with a diverse range of models including **Qwen2.5-3B-Instruct**, **Qwen2.5-7B-Instruct**, **Qwen2.5-32B-Instruct**, **GPT-oss-20b** and **GPT-oss-120b** for rubric generation and per-criterion judging. And all methods are evaluated on JudgeBench (Tan et al., 2024), RewardBench-2 (Malik et al., 2025)

Table 2: Accuracy (%) performance comparison of different models on RewardBench-2, JudgeBench, and PPE. S0 denotes SVRG w/o SR, S1 denotes SVRG w/ SR, and CtT denotes Chasing the Tail. For each model–benchmark pair, the best result is marked in **bold**.

Model	RewardBench-2				JudgeBench				PPE			
	S0	S1	CtT	MRRG	S0	S1	CtT	MRRG	S0	S1	CtT	MRRG
<i>Qwen2.5 Series</i>												
Qwen2.5-3B-Instruct	29.4	40.3	21.3	51.2	35.1	40.9	31.1	55.1	31.2	36.3	31.3	46.2
Qwen2.5-7B-Instruct	37.6	50.7	36.5	59.2	32.3	35.1	40.5	56.9	34.0	42.3	37.5	48.5
Qwen2.5-32B-Instruct	42.3	54.9	59.4	65.3	37.1	47.4	52.0	65.1	44.0	48.2	49.5	53.9
<i>GPT Series</i>												
GPT-OSS-20B	51.2	62.4	60.3	73.7	54.3	67.7	63.1	74.0	40.1	52.2	53.2	56.3
GPT-OSS-120B	52.3	64.4	61.3	74.5	56.5	67.8	64.0	74.8	43.3	52.8	54.4	57.8

and PPE (Frick et al., 2024). As for RLVR experiments, we use **Qwen2.5-3B-Instruct** as base model for GRPO, while **GPT-4o** is used for rubric generation for different strategies and **gpt-oss-120b** is used for per-criterion judging. We select 2000 questions from Wildchat (Zhao et al., 2024) as training set, and models are evaluated on two widely used open-ended-task datasets: BiGGen Bench (Kim et al., 2024) and HealthBench-Hard (Arora et al., 2025).

Detailed description for these two datasets is provided in Appendix A. Also, full prompt templates for all five roles, and the judge template are provided in Appendix D.

Baselines. We compare MRRG against three methods: (i) *Single-voice rubric generator without sample responses (SVRG w/o SR)*: the method generates rubrics for questions without sample responses. (ii) *Single-voice rubric generators with sample responses (SVRG w/ SR)*: the method generates rubrics for specific questions with sample responses. (iii) *Chasing the Tail (Zhang et al., 2025)*: the method generates and refines rubrics by comparing great and diverse responses.

3.2 Preference Validation

Table 2 shows that MRRG consistently achieves the strongest performance across all three benchmarks and all backbone models, often with substantial margins over the baselines. On the Qwen2.5 series, MRRG improves upon the SVRG w/o SR baseline by more than 20 points on RewardBench-2 for the 3B, 7B, and 32B variants, and yields comparable improvements on JudgeBench. On the GPT series, MRRG remains uniformly superior, raising GPT-OSS-120B from 52.3 to 74.5 on RewardBench-2 and from 56.5 to 74.8 on JudgeBench. These

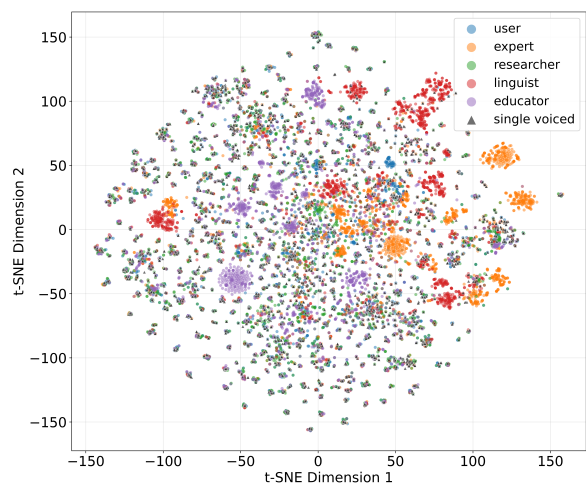


Figure 3: T-SNE visualization of rubrics proposed by different roles and methods.

consistent gains across model scales and families demonstrate that the advantage of multi-role rubric generation is not tied to a particular backbone. They also suggest that MRRG constructs more comprehensive and discriminative rubrics for open-ended evaluation.

We also visualize the rubrics generated by different roles and by the single-voiced process in Figure 3. The visualization shows that role-specific rubrics largely cover the regions occupied by single-voiced rubrics. Meanwhile, they also extend to additional regions where few or no single-voiced rubrics are present, suggesting that the multi-role process captures evaluative dimensions that are underexplored by single-voiced generation. This provides qualitative evidence that MRRG yields more diverse and comprehensive criteria.

Ablations. Table 3 isolates the contribution of different components of MRRG. (i) *Role abla-*



Figure 4: comparison of single-role baselines with leave-one-role-out variants of MRRG

tion: using rubrics from any single role leads to a clear performance drop compared with MRRG, indicating that no individual perspective is sufficient to construct a comprehensive evaluation rubric. Among the single-role variants, EDUCATOR performs best on both RewardBench-2 and JudgeBench, achieving 37.8 and 44.8, respectively. Nevertheless, it still lags behind MRRG by 13.4 points on RewardBench-2 and 10.3 points on JudgeBench, highlighting the importance of aggregating complementary evaluative perspectives.

(ii) *Repeated single-voiced rubric generation*: To examine whether the advantage of MRRG simply comes from generating more criteria, we introduce a repeated single-voiced rubric generation baseline, denoted as RSVRG. Specifically, RSVRG repeats the single-voiced rubric generation process 5 times and then applies the same post-processing pipeline as MRRG. As shown in Table 3, RSVRG improves over individual-role variants in some cases, especially when sample responses are enabled, suggesting that repeated sampling can increase rubric diversity to a limited extent. However, RSVRG w/ SR remains substantially below MRRG, with gaps of 7.3 points on RewardBench-2 and 10.0 points on JudgeBench. This indicates that simply generating more single-voiced rubrics cannot fully substitute for explicitly eliciting rubrics from multiple complementary roles. Overall, these results suggest that

the gains of MRRG arise from role-based diversity rather than merely from an increased number of generated criteria.

In addition, we conducted an experiment to compare single-role baselines with leave-one-role-out MRRG variants, as shown in Figure 4. The results show that the most effective single role varies across backbone models, suggesting that no single evaluative perspective is uniformly optimal. In contrast, removing a role from MRRG leads only to moderate performance changes in most cases. Although excluding stronger single roles tends to result in larger drops, the overall degradation remains limited. This indicates that MRRG does not depend critically on any particular role; rather, its effectiveness comes from aggregating complementary perspectives to construct more comprehensive rubrics.

Table 3: Ablation of MRRG components using **Qwen2.5-3B-Instruct** on the domain benchmark. “role m ” denotes using only rubrics from role m .

Variant	RewardBench-2	JudgeBench
USER	34.4	36.2
DOMAIN EXPERT	33.0	44.5
EDUCATOR	37.8	44.8
RESEARCHER	33.9	42.0
LINGUIST	35.1	37.4
RSVRG w/o SR	39.1	38.5
RSVRG w/ SR	43.9	45.1
MRRG	51.2	55.1

3.3 Reward Modeling for RLVR

Setup. We plug $S(x, y; \tilde{R}(x))$ into GRPO as the per-rollout reward, using the same rubric $\tilde{R}(x)$ cached per prompt across the rollout group. The base policy is **Qwen2.5-3B-Instruct**; we train it on 2000 open-ended prompts drawn from **WildChat** (Zhao et al., 2024).

Main results. Table 4 reports the post-RL policy performance under different reward sources. Using MRRG as the reward consistently yields the best results on both in-domain and domain-transfer evaluations. On BiGGen Bench, MRRG achieves a score of 63.7, outperforming the strongest baseline, SVRG w/ SR, by 1.7 points. The improvement is even larger on the domain-transfer benchmark HealthBench-Hard, where MRRG reaches 32.1 and exceeds the second-best method by 3.4 points. Notably, all rubric-based rewards improve over the base policy, while MRRG provides the

Table 4: Post-RL policy Accuracy (%) performance under different reward sources. Best performance in each column is in **bold**.

Reward source	BiGGen Bench	HealthBench-Hard
Base policy (Qwen2.5-3B-Instruct)	57.8	25.6
SVRG w/o SR	60.0	26.0
SVRG w/ SR	62.0	28.7
Chasing the Tail	61.1	27.0
MRRG	63.7	32.1

largest gains across both benchmarks. These results suggest that multi-role rubric rewards provide a more comprehensive and robust training signal than single-voiced alternatives, leading to better generalization under distribution shift. Detailed experimental results are provided in Appendix C.4.

4 Related Work

4.1 Reward Modeling and LLM-as-a-Judge

Scalar reward models. Aligning LLMs with human intent typically relies on a learned reward model trained on Bradley–Terry-style pairwise preferences. InstructGPT (Ouyang et al., 2022) and HH-RLHF (Bai et al., 2022) train a Bradley–Terry head on top of a base language model (LM) using human-labeled pairwise preferences, and use the resulting scalar as the reward for RLHF. PPE (Frick et al., 2024) subsequently shows that such reward models are brittle proxies of downstream policy quality and proposes a preference-proxy benchmark to measure that gap. **LLM-as-a-judge.** Other methods like MT-Bench / Chatbot Arena (Zheng et al., 2023) prompts a strong LLM (GPT-4) to directly score or pairwise-compare two responses, and AlpacaFarm (Dubois et al., 2023) uses this LLM-judge signal as a stand-in for human feedback when simulating RLHF.

4.2 Rubric-Based Evaluation and RLVR

A recent line of work makes evaluation criteria explicit through rubrics or checklists. These methods typically generate rubrics using one or a few LLM calls under a single “universal evaluator” prompt, and the resulting criteria can further be used as verifiable rewards for RLVR. For example, Chasing the Tail (Zhang et al., 2025) emphasizes that rubric generation should account for distinctions among high-quality and diverse responses, and proposes a workflow for constructing rubrics that capture such distinctions. Rubrics as Rewards (RaR) (Gunjajal et al., 2025) generates question-specific rubrics from the input question and a reference answer,

and uses them as rewards for RLVR. OpenRubrics (Liu et al., 2025b) collects large-scale and diverse question–rubric pairs to train rubric-generation models capable of producing reliable and scalable rubrics.

While these approaches demonstrate the effectiveness of rubric-based evaluation and reward modeling, they often depend on additional supervision, such as reference answers for rubric construction or preference-labeled data for training rubric generators. This reliance can limit their applicability in realistic settings where reference answers or preference annotations are unavailable or expensive to obtain.

4.3 Multi-Role Prompting for Evaluation and Reasoning

Prior work has shown that role conditioning can substantially affect the knowledge and reasoning patterns elicited from LLMs. In-Context Impersonation (Salewski et al., 2023) shows that asking a LLM to act as a domain expert / a child systematically changes the knowledge it surfaces on QA and bandit tasks; Role-Play Prompting extends role-play to chain-of-thought reasoning and reports gains across MMLU and GSM8K. Multi-Agent Debate (Chan et al., 2024) runs several LLM instances that iteratively critique and revise each other’s answers, improving factuality on TriviaQA-style tasks; Encouraging Divergent Thinking (EDT) (Liang et al., 2024) shows that explicitly encouraging divergent viewpoints across agents further reduces mode collapse in reasoning. These methods primarily use multiple roles to produce better answers. In contrast, MRRG generates the evaluation criteria themselves. Moreover, unlike debate-based methods, MRRG does not require iterative interaction, critique, or consensus among agents. Instead, role-specific rubrics are generated independently and then combined through deterministic deduplication.

5 Conclusion

We presented **Multi-Role Rubric Generation (MRRG)**, a training-free framework that recasts rubric construction as a multi-role elicitation process and pool per-role rubrics into a powerful scorer. The same scorer serves uniformly as an LLM-as-a-judge for preference validation and as a reward inside RLVR, with no architectural change between the two uses. Empirically, MRRG consis-

tently outperforms single-voice rubric generators, and rubric-refinement baselines on JudgeBench, RewardBench-2, and PPE, and it also delivers stronger downstream policies under GRPO on BiGGen-Bench and HealthBench-Hard.

Limitations

While MRRG mitigates the dimensional blind spots of single-voiced rubric generation, it still has one notable limitation. The pool of roles used to instantiate the multiple voices is predefined and remains fixed across all questions. In practice, however, the set of perspectives that are truly relevant for judging a response is inherently question-dependent: a coding task and a moral-reasoning task, for instance, call for largely disjoint expert viewpoints. Using a static role pool may therefore introduce uninformative voices on some questions while omitting critical ones on others. A natural extension is to incorporate adaptive, question-conditioned role selection — for example, by retrieving or generating roles on the fly based on the input — which is an important direction for future work.

References

- Josh Achiam, Steven Adler, Sandhini Agarwal, Lama Ahmad, Ilge Akkaya, Florencia Leoni Aleman, Diogo Almeida, Janko Altenschmidt, Sam Altman, Shyamal Anadkat, and 1 others. 2023. Gpt-4 technical report. *arXiv preprint arXiv:2303.08774*.
- Rahul K Arora, Jason Wei, Rebecca Soskin Hicks, Preston Bowman, Joaquin Quiñero-Candela, Foivos Tsimpourlas, Michael Sharman, Meghan Shah, Andrea Vallone, Alex Beutel, and 1 others. 2025. Healthbench: Evaluating large language models towards improved human health. *arXiv preprint arXiv:2505.08775*.
- Yuntao Bai, Andy Jones, Kamal Ndousse, Amanda Askell, Anna Chen, Nova DasSarma, Dawn Drain, Stanislav Fort, Deep Ganguli, Tom Henighan, and 1 others. 2022. Training a helpful and harmless assistant with reinforcement learning from human feedback. *arXiv preprint arXiv:2204.05862*.
- Tom Brown, Benjamin Mann, Nick Ryder, Melanie Subbiah, Jared D Kaplan, Prafulla Dhariwal, Arvind Neelakantan, Pranav Shyam, Girish Sastry, Amanda Askell, and 1 others. 2020. Language models are few-shot learners. *Advances in neural information processing systems*, 33:1877–1901.
- Stephen Casper, Xander Davies, Claudia Shi, Thomas Krendl Gilbert, Jérémy Scheurer, Javier Rando, Rachel Freedman, Tomasz Korbak, David Lindner, Pedro Freire, and 1 others. 2023. Open problems and fundamental limitations of reinforcement learning from human feedback. *arXiv preprint arXiv:2307.15217*.
- Chi-Min Chan, Weize Chen, Yusheng Su, Jianxuan Yu, Wei Xue, Shanghang Zhang, Jie Fu, and Zhiyuan Liu. 2024. Chateval: Towards better llm-based evaluators through multi-agent debate. In *International conference on learning representations*, volume 2024, pages 9079–9093.
- Lichang Chen, Chen Zhu, Davit Soselia, Jiuhai Chen, Tianyi Zhou, Tom Goldstein, Heng Huang, Mohammad Shoeybi, and Bryan Catanzaro. 2024. Odin: Disentangled reward mitigates hacking in rlhf. *arXiv preprint arXiv:2402.07319*.
- Yann Dubois, Chen Xuechen Li, Rohan Taori, Tianyi Zhang, Ishaan Gulrajani, Jimmy Ba, Carlos Guestrin, Percy S Liang, and Tatsunori B Hashimoto. 2023. AlpacaFarm: A simulation framework for methods that learn from human feedback. *Advances in Neural Information Processing Systems*, 36:30039–30069.
- Jacob Eisenstein, Chirag Nagpal, Alekh Agarwal, Ahmad Beirami, Alex D’Amour, DJ Dvijotham, Adam Fisch, Katherine Heller, Stephen Pfohl, Deepak Ramachandran, and 1 others. 2023. Helping or herding? reward model ensembles mitigate but do not eliminate reward hacking. *arXiv preprint arXiv:2312.09244*.
- Evan Frick, Tianle Li, Connor Chen, Wei-Lin Chiang, Anastasios N Angelopoulos, Jiantao Jiao, Banghua Zhu, Joseph E Gonzalez, and Ion Stoica. 2024. How to evaluate reward models for rlhf. *arXiv preprint arXiv:2410.14872*.
- Anisha Gunjal, Anthony Wang, Elaine Lau, Vaskar Nath, Yunzhong He, Bing Liu, and Sean Hendryx. 2025. Rubrics as rewards: Reinforcement learning beyond verifiable domains. *arXiv preprint arXiv:2507.17746*.
- Daya Guo, Dejian Yang, Haowei Zhang, Junxiao Song, Peiyi Wang, Qihao Zhu, Runxin Xu, Ruoyu Zhang, Shirong Ma, Xiao Bi, and 1 others. 2025. Deepseek-r1: Incentivizing reasoning capability in llms via reinforcement learning. *arXiv preprint arXiv:2501.12948*.
- Leslie Pack Kaelbling, Michael L Littman, and Andrew W Moore. 1996. Reinforcement learning: A survey. *Journal of artificial intelligence research*, 4:237–285.
- Akira Kawabata and Saku Sugawara. 2026. C2: Scalable rubric-augmented reward modeling from binary preferences. *arXiv preprint arXiv:2604.13618*.
- Seungone Kim, Juyoung Suk, Ji Yong Cho, Shayne Longpre, Chaeun Kim, Dongkeun Yoon, Guijin Son, Yejin Cho, Sheikh Shafayat, Jinheon Baek, Sue Hyun Park, Hyeonbin Hwang, Jinkyung Jo, Hyowon Cho, Haebin Shin, Seongyun Lee, Hanseok Oh, Noah Lee, Namgyu Ho, and 13 others. 2024. **The biggen bench:**

- A principled benchmark for fine-grained evaluation of language models with language models. *Preprint*, arXiv:2406.05761.
- Nathan Lambert, Jacob Morrison, Valentina Pyatkin, Shengyi Huang, Hamish Ivison, Faeze Brahman, Lester James V Miranda, Alisa Liu, Nouha Dziri, Shane Lyu, and 1 others. 2024. Tulu 3: Pushing frontiers in open language model post-training. *arXiv preprint arXiv:2411.15124*.
- Nathan Lambert, Valentina Pyatkin, Jacob Morrison, Lester James Validad Miranda, Bill Yuchen Lin, Khyathi Chandu, Nouha Dziri, Sachin Kumar, Tom Zick, Yejin Choi, and 1 others. 2025. Rewardbench: Evaluating reward models for language modeling. In *Findings of the Association for Computational Linguistics: NAACL 2025*, pages 1755–1797.
- Yuxi Li. 2017. Deep reinforcement learning: An overview. *arXiv preprint arXiv:1701.07274*.
- Tian Liang, Zhiwei He, Wenxiang Jiao, Xing Wang, Yan Wang, Rui Wang, Yujiu Yang, Shuming Shi, and Zhaopeng Tu. 2024. Encouraging divergent thinking in large language models through multi-agent debate. In *Proceedings of the 2024 conference on empirical methods in natural language processing*, pages 17889–17904.
- Hunter Lightman, Vineet Kosaraju, Yuri Burda, Harrison Edwards, Bowen Baker, Teddy Lee, Jan Leike, John Schulman, Ilya Sutskever, and Karl Cobbe. 2023. Let’s verify step by step. In *The twelfth international conference on learning representations*.
- Chris Yuhao Liu, Liang Zeng, Yuzhen Xiao, Jujie He, Jiakai Liu, Chaojie Wang, Rui Yan, Wei Shen, Fuxiang Zhang, Jiacheng Xu, Yang Liu, and Yahui Zhou. 2025a. Skywork-reward-v2: Scaling preference data curation via human-ai synergy. *arXiv preprint arXiv:2507.01352*.
- Tianci Liu, Ran Xu, Tony Yu, Ilgee Hong, Carl Yang, Tuo Zhao, and Haoyu Wang. 2025b. Openrubrics: Towards scalable synthetic rubric generation for reward modeling and llm alignment. *arXiv preprint arXiv:2510.07743*.
- Ziyu Liu, Zeyi Sun, Yuhang Zang, Xiaoyi Dong, Yuhang Cao, Haodong Duan, Dahua Lin, and Jiaqi Wang. 2025c. Visual-rft: Visual reinforcement fine-tuning. In *Proceedings of the IEEE/CVF International Conference on Computer Vision*, pages 2034–2044.
- Saumya Malik, Valentina Pyatkin, Sander Land, Jacob Morrison, Noah A. Smith, Hannaneh Hajishirzi, and Nathan Lambert. 2025. [Rewardbench 2: Advancing reward model evaluation](#). *Preprint*, arXiv:2506.01937.
- Long Ouyang, Jeffrey Wu, Xu Jiang, Diogo Almeida, Carroll Wainwright, Pamela Mishkin, Chong Zhang, Sandhini Agarwal, Katarina Slama, Alex Ray, and 1 others. 2022. Training language models to follow instructions with human feedback. *Advances in neural information processing systems*, 35:27730–27744.
- Arjun Panickssery, Samuel R Bowman, and Shi Feng. 2024. Llm evaluators recognize and favor their own generations. *Advances in Neural Information Processing Systems*, 37:68772–68802.
- Haoran Que, Feiyu Duan, Liqun He, Yutao Mou, Wangchunshu Zhou, Jiaheng Liu, Wenge Rong, Zekun Moore Wang, Jian Yang, Ge Zhang, and 1 others. 2024. Hellobench: Evaluating long text generation capabilities of large language models. *arXiv preprint arXiv:2409.16191*.
- Swarnadeep Saha, Omer Levy, Asli Celikyilmaz, Mohit Bansal, Jason Weston, and Xian Li. 2024. Branch-solve-merge improves large language model evaluation and generation. In *Proceedings of the 2024 Conference of the North American Chapter of the Association for Computational Linguistics: Human Language Technologies (Volume 1: Long Papers)*, pages 8352–8370.
- Leonard Salewski, Stephan Alaniz, Isabel Rio-Torto, Eric Schulz, and Zeynep Akata. 2023. In-context impersonation reveals large language models’ strengths and biases. *Advances in neural information processing systems*, 36:72044–72057.
- William F Shen, Xinchu Qiu, Chenxi Whitehouse, Lisa Alazraki, Shashwat Goel, Francesco Barbieri, Timon Willi, Akhil Mathur, and Ilias Leontiadis. 2026. Rethinking rubric generation for improving llm judge and reward modeling for open-ended tasks. *arXiv preprint arXiv:2602.05125*.
- Prasann Singhal, Tanya Goyal, Jiacheng Xu, and Greg Durrett. 2023. A long way to go: Investigating length correlations in rlhf. *arXiv preprint arXiv:2310.03716*.
- Joar Skalse, Nikolaus Howe, Dmitrii Krasheninnikov, and David Krueger. 2022. Defining and characterizing reward gaming. *Advances in Neural Information Processing Systems*, 35:9460–9471.
- Sijun Tan, Siyuan Zhuang, Kyle Montgomery, William Yuan Tang, Alejandro Cuadron, Chenguang Wang, Raluca Ada Popa, and Ion Stoica. 2024. [Judgebench: A benchmark for evaluating llm-based judges](#).
- Jonathan Uesato, Nate Kushman, Ramana Kumar, Francis Song, Noah Siegel, Lisa Wang, Antonia Creswell, Geoffrey Irving, and Irina Higgins. 2022. Solving math word problems with process-and outcome-based feedback. *arXiv preprint arXiv:2211.14275*.
- Vijay Viswanathan, Yanchao Sun, Shuang Ma, Xiang Kong, Meng Cao, Graham Neubig, and Tongshuang Wu. 2025. Checklists are better than reward models for aligning language models. *arXiv preprint arXiv:2507.18624*.
- Peiyi Wang, Lei Li, Liang Chen, Zefan Cai, Dawei Zhu, Binghuai Lin, Yunbo Cao, Lingpeng Kong, Qi Liu, Tianyu Liu, and 1 others. 2024. Large language models are not fair evaluators. In *Proceedings of the*

62nd Annual Meeting of the Association for Computational Linguistics (Volume 1: Long Papers), pages 9440–9450.

Jiaxin Wen, Ruiqi Zhong, Akbir Khan, Ethan Perez, Jacob Steinhardt, Minlie Huang, Samuel R Bowman, He He, and Shi Feng. 2024. Language models learn to mislead humans via rlhf. *arXiv preprint arXiv:2409.12822*.

Marco A Wiering and Martijn Van Otterlo. 2012. Reinforcement learning. *Adaptation, learning, and optimization*, 12(3):729.

An Yang, Anfeng Li, Baosong Yang, Beichen Zhang, Binyuan Hui, Bo Zheng, Bowen Yu, Chang Gao, Chengen Huang, Chenxu Lv, and 1 others. 2025. Qwen3 technical report. *arXiv preprint arXiv:2505.09388*.

Junkai Zhang, Zihao Wang, Lin Gui, Swarnashree Mysore Sathyendra, Jaehwan Jeong, Victor Veitch, Wei Wang, Yunzhong He, Bing Liu, and Lifeng Jin. 2025. Chasing the tail: Effective rubric-based reward modeling for large language model post-training. *arXiv preprint arXiv:2509.21500*.

Wenting Zhao, Xiang Ren, Jack Hessel, Claire Cardie, Yejin Choi, and Yuntian Deng. 2024. [Wildchat: 1m chatGPT interaction logs in the wild](#). In *The Twelfth International Conference on Learning Representations*.

Lianmin Zheng, Wei-Lin Chiang, Ying Sheng, Siyuan Zhuang, Zhanghao Wu, Yonghao Zhuang, Zi Lin, Zhuohan Li, Dacheng Li, Eric Xing, and 1 others. 2023. Judging llm-as-a-judge with mt-bench and chatbot arena. *Advances in neural information processing systems*, 36:46595–46623.

A Dataset description

- **JudgeBench (Tan et al., 2024):** Using a novel pipeline that transforms any dataset with ground truth labels and verification algorithms into a corresponding dataset specifically tailored for LLM-based judges, It constructs a challenging dataset consisting of 350 response pairs across four categories: general knowledge, reasoning, mathematics, and coding. Each pair contains one objectively correct response and one objectively incorrect response, with the incorrect response designed to contain subtle errors, making it difficult for LLM-based judges to distinguish between the two.
- **RewardBench-2 (Malik et al., 2025):** The benchmark contains 1865 preference validation data containing the following categories: factuality, precise instruction following, math, safety, focus and ties. Each instance contains at least one correct answer and three wrong answers. For each sample, the judgment is identified as correct only if all the chosen answers obtain higher score than all the rejected answers.
- **PPE: (Frick et al., 2024)** Preference Proxy Evaluations is an evaluation benchmark for reward models and LLM-judges, which are used to replicate human preferences for large-scale LLM training and evaluation. PPE contains more than 16000 real human preference data sourced from Chatbot Arena as well as verifiable correctness preference data sourced from reputable LLM benchmarks, such as MMLU-Pro and MATH. PPE provides various metrics across the benchmarks, and includes analysis on which metrics correlated the most with post-RLHF outcomes. PPE is correlated to downstream outcomes to ensure using PPE as a reference evaluation signal when tuning reward models and LLM Judges leads to tangible downstream improvements in post-RLHF LLM performance.
- **WildChat: (Zhao et al., 2024)** WildChat is a collection of 650K conversations between human users and ChatGPT. The authors collected WildChat by offering online users free access to OpenAI’s GPT-3.5 and GPT-4. The dataset contains a broad spectrum of user-chatbot interactions that are not previ-

ously covered by other instruction fine-tuning datasets: for example, interactions include ambiguous user requests, code-switching, topic-switching, political discussions, etc. Wild-Chat can serve both as a dataset for instructional fine-tuning and as a valuable resource for studying user behaviors.

- **BiGGen Bench:** (Kim et al., 2024) BIGGEN BENCH evaluates 9 core capabilities of LMs—namely instruction following, grounding, planning, reasoning, refinement, safety, theory of mind, tool usage, and multilingualism—across 77 tasks and 765 instances.
- **HealthBench-Hard** (Arora et al., 2025): A subset of 1,000 HealthBench examples chosen because they are difficult for current frontier models. HealthBench Hard is designed to be a difficult target for future models, with many current models achieving a score of zero on it.

B Implementation Details

All experiments were conducted on a system equipped with approximately 500 GB of GPU memory, with GRPO training taking approximately 7 hours. Detailed hyperparameters for GRPO are provided in Table 5.

Table 5: Hyperparameters for GRPO training.

Hyperparameter	Value
Base model	Qwen/Qwen2.5-3B-Instruct
Use PEFT	False
Number of rollout	8
Temperature	1.0
Top- p	1.0
Top- k	-1
β	0.001
Learning rate	1×10^{-6}
Batch size per device	8
Gradient accumulation steps	4
Number of epochs	3
Warmup ratio	0.1
LR scheduler	constant with warmup
Optimizer	adamw

C Detailed experimental results

C.1 Experimental judging results in different domains

In Figure 1a, we report the experimental results of Qwen2.5-7b-Instruct on each domain from JudgeBench. In this subsection, we report the performance of each method on each domain from RewardBench-2 and JudgeBench in Figure 5 and

Figure 6. From the figures, we can observe domain-dependent judging accuracy in single-voiced rubric and other single-role rubric caused dimensional blind spots.

C.2 Experimental Setup for Rubric-Hacking Experiments

Figure 1b reports our rubric-hacking experiments. The experimental procedure is as follows. We first sample 400 query prompts and use Qwen2.5-3B-Instruct to generate both single-voiced and multi-voiced rubrics for each query. Given each generated rubric, we then prompt GPT-4o to produce an adversarial answer that attempts to satisfy the rubric while remaining low-quality along evaluative dimensions not covered by the rubric. The prompt template used for this adversarial answer generation is shown in Figure 7. Finally, GPT-4o is asked to evaluate the generated answers on a 0–10 scale using the prompt template in Figure 8.

The motivation behind this experiment is that a more comprehensive rubric should be harder to hack. If a rubric covers a broader set of evaluative dimensions, it becomes more difficult for an adversary to generate an answer that both satisfies the rubric and remains low-quality by exploiting dimensional blind spots. Conversely, if such a low-quality yet rubric-passing answer can be easily generated, this suggests that the rubric fails to capture important aspects of answer quality. Therefore, the quality of these adversarial rubric-passing answers serves as an indirect measure of rubric comprehensiveness and robustness: higher evaluated answer quality indicates that the rubric leaves fewer exploitable blind spots, whereas lower quality indicates greater vulnerability to rubric hacking.

C.3 Ablation on LLM-Based Rubric Consolidation

In this subsection, we empirically examine whether an additional LLM-based consolidation step benefits MRRG. Specifically, after generating rubrics with the multi-role process, we prompt an LLM to consolidate them by merging semantically overlapping criteria and removing mutually conflicting ones using prompt in Figure 14. This ablation allows us to assess whether semantic rubric refinement improves upon our default exact-match deduplication strategy.

As shown in Table 6, LLM-based consolidation does not improve MRRG. Instead, MRRG consistently outperforms MRRGC across all backbone

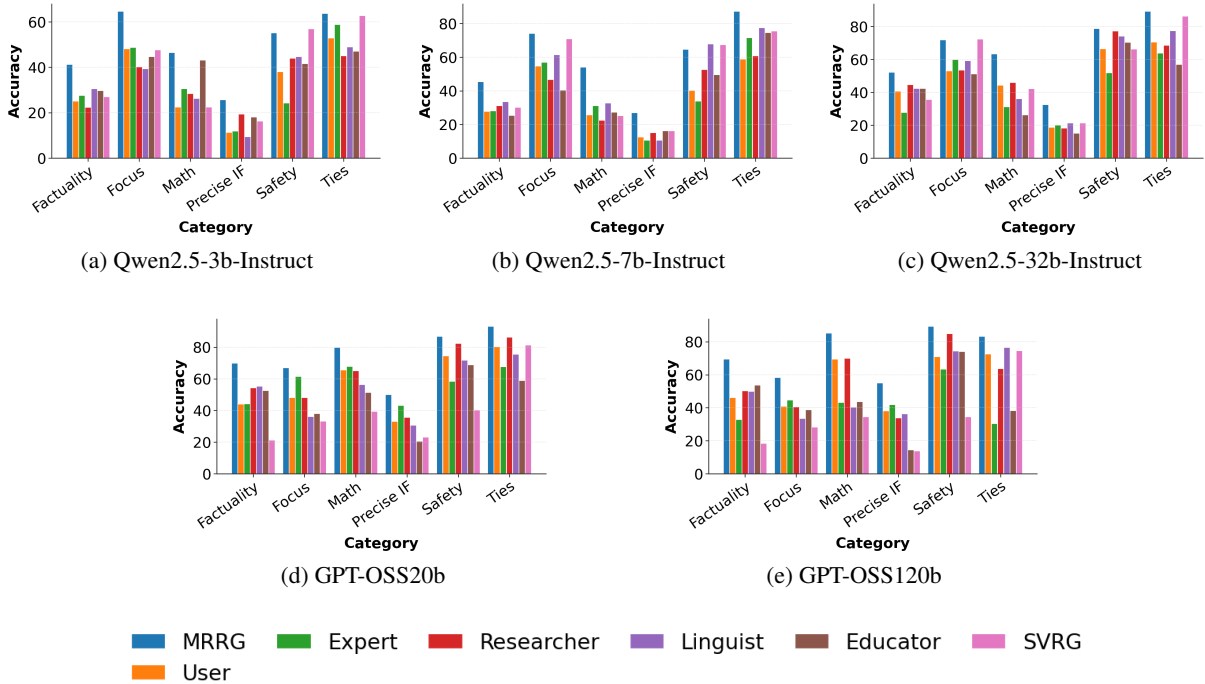


Figure 5: Comparison of different methods on each domain from RewardBench-2.

Table 6: Ablation on LLM-based rubric consolidation. MRRGC denotes MRRG with LLM-based consolidation. For each model–benchmark pair, the better result is marked in **bold**.

Model	RewardBench-2		JudgeBench	
	MRRGC	MRRG	MRRGC	MRRG
<i>Qwen2.5 Series</i>				
Qwen2.5-3B-Instruct	46.2	51.2	47.1	55.1
Qwen2.5-7B-Instruct	52.7	59.2	43.7	56.9
Qwen2.5-32B-Instruct	59.2	65.3	57.1	65.1

models and both benchmarks. On RewardBench-2, MRRG exceeds MRRGC by 5.0 to 15.0 points, while on JudgeBench the gains range from 8.0 to 14.6 points. The degradation is particularly pronounced for the GPT-OSS models, where consolidation leads to more than 12-point drops on both benchmarks.

These results suggest that semantic consolidation is not a free improvement for rubric generation. Although consolidation can reduce surface-level redundancy, it may also remove useful role-specific criteria or suppress legitimate differences between evaluative perspectives. Moreover, the LLM used for consolidation must itself decide which criteria are redundant or conflicting, introducing an additional source of subjective bias. We therefore adopt exact-match deduplication as the default aggregation strategy, as it preserves complementary

multi-role criteria while remaining deterministic and reproducible.

C.4 Detailed experimental results on BigGen Bench and Health-Bench-Hard

In this subsection, we provide detailed post-RL policy performance on BiGGen Bench and HealthBench-Hard under different reward sources in Table 7 and 8 respectively.

C.5 More case studies

Table 9 illustrates a case where the single-voiced rubric fails to separate a well-grounded answer from a superficially plausible one. The query “What is huli?” is inherently ambiguous, since the term may refer to a Hawaiian verb, the food-related expression “huli huli”, or other language-specific meanings. The rejected answer appears fluent and informative, but it adds weakly supported associations such as mischief, idiomatic usage, and unrelated food references. Because the single-voiced rubric mainly checks whether the response defines the term, provides context, and includes examples, it assigns the rejected answer the same score as the chosen answer. By contrast, the multi-voiced rubric includes more discriminative criteria concerning ambiguity resolution, calibrated uncertainty, precise wording, and avoidance of unsupported or tangential details. These criteria allow

Table 7: Detailed post-RL policy performance on BiGGen Bench under different reward sources. Best annotation-free reward per column in **bold**.

Reward source	grounding	instruction following	multilingual	planning	reasoning	refinement	safety	theory of mind	tool usage	average
Base policy (Qwen2.5-3B-Instruct)	72.5	67.5	32.9	52.1	68.2	54.6	61.7	62.2	30.7	57.8
SVRG w/o SR	73.0	69.8	35.0	58.6	70.0	57.9	56.7	64.8	38.6	60.0
SVRG w/ SR	73.3	72.0	32.1	60.0	72.3	63.2	61.1	67.8	40.4	62.0
Chasing the Tail	73.3	71.3	34.3	59.3	72.5	60.2	55.7	66.8	40.7	61.1
MRRG	74.0	70.2	38.9	57.9	74.3	66.1	66.7	68.2	42.1	63.7

Table 8: Detailed post-RL policy performance on HealthBench-Hard under different reward sources. Best annotation-free reward per column in **bold**.

Reward source	accuracy	communication quality	completeness	context awareness	instruction following	average
Base policy (Qwen2.5-3B-Instruct)	21.5	40.6	14.9	16.9	34.0	25.6
SVRG w/o SR	22.9	40.0	17.1	18.9	30.9	26.0
SVRG w/ SR	25.8	43.0	19.5	19.5	35.5	28.7
Chasing the Tail	21.9	48.7	15.3	13.1	35.9	27.0
MRRG	24.3	55.1	18.7	20.5	42.0	32.1

MRRG to prefer the chosen answer, which presents the main plausible meanings, explains the relevant usage of “huli huli”, and appropriately asks for additional context. This example demonstrates that MRRG better captures factual reliability under ambiguity, where the key challenge is not producing more information, but selecting information that is grounded, relevant, and properly scoped.

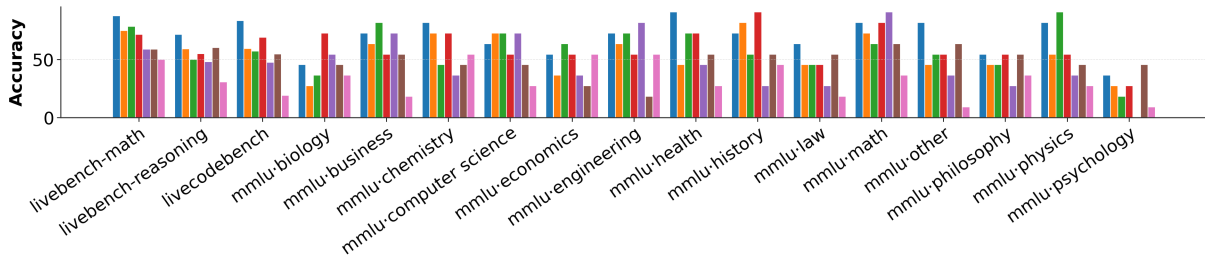
D Prompt template for rubric generation and evaluation

In this section, we provide all the prompting template in our experiments in the following figures:

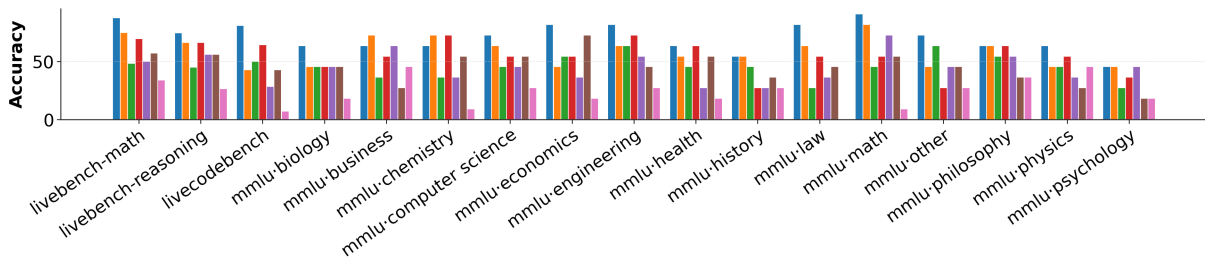
- Rubric passing answer generation prompt template used in rubric-hacking experiments are shown in Figure 7.
- Answer evaluation prompt template used in rubric-hacking experiments are shown in Figure 8.
- Rubric generation prompt template for {AI RESEARCHER, USER, DOMAIN EXPERT, EDUCATOR, LINGUIST} are shown in Figure 13, 9, 10, 11 and 12 respectively.
- Rubric consolidation prompt template used in LLM consolidation experiments is shown in Figure 14.
- Rubric generation prompt template for single voiced methods are shown in Figure 15 and 16 respectively.
- Criterion judging prompt is shown in Figure 17.

Table 9: Case study comparing single-voiced and multi-voiced rubrics with corresponding preferred answers. **i** in **[Wi]** indicates the weight for each criterion.

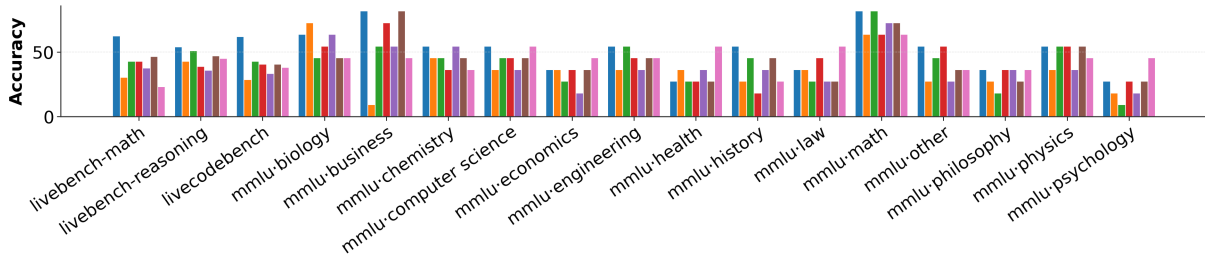
Question: What is huli?	
Single-voiced rubric	Multi-voiced rubric
<ul style="list-style-type: none"> • Does the response clearly define what “huli” refers to? [W3] • Does the response specify the context or domain in which “huli” is used, such as language, culture, or field? [W3] • Does the response provide accurate and verifiable information about “huli”? [W3] • Does the response address potential multiple meanings or interpretations of “huli” if applicable? [W2] • Does the response include examples or additional details to clarify the meaning of “huli”? [W2] • Does the response avoid including irrelevant or unrelated information? [W2] • Does the response use clear and concise language to explain “huli”? [W1] 	<ul style="list-style-type: none"> • Does the response define “huli” in a way that aligns with the user’s likely intent or context? [W3] • Does the response specify the relevant context or domain, such as language, culture, or food? [W3] • Does the response acknowledge and address ambiguity or multiple possible meanings? [W3] • Does the response avoid unsupported, incorrect, or misleading information about “huli”? [W3] • Does the response use precise and unambiguous wording throughout? [W3] • Does the response provide sufficient context or examples to clarify the meaning? [W2] • Does the response indicate when further clarification from the user is needed? [W2] • Does the response avoid unnecessary or irrelevant information that distracts from the definition? [W2] • Does the response calibrate certainty appropriately when the term has multiple meanings? [W2] • Does the response clearly distinguish the key concept from secondary or tangential details? [W1]
Answer preferred by single-voiced rubric	Answer preferred by multi-voiced rubric
<p><i>“Huli” is a Hawaiian word that translates to “turning” or “to reverse.” In Hawaiian culture, “huli” can be associated with turning, rotating, or reversing. Here are a few contexts where “huli” might be used:</i></p> <ul style="list-style-type: none"> • <i>Physical movement, such as a hula dancer performing a “huli” movement.</i> • <i>Reversal, such as “the tide huli,” meaning the tide has turned.</i> • <i>Inverting or flipping something over.</i> • <i>A change in direction or state.</i> • <i>Playful mischief or trickery, similar to the English word “trick.”</i> <p><i>The word is commonly used in various Hawaiian phrases and idioms. If you mean a character name, brand, or a Hawaiian dish such as laulau, please provide more context.</i></p>	<p><i>“Huli” can have different meanings depending on the context. Here are a few possible interpretations:</i></p> <ul style="list-style-type: none"> • Huli in Hawaiian: <i>In Hawaiian, “huli” means “to turn” or “to change.” It is a common word used in Hawaiian language and culture.</i> • Huli huli food: <i>“Huli huli” refers to a Hawaiian-style barbecue method where meat, often chicken or pork, is marinated and grilled. The name literally means “turn, turn,” referring to the repeated turning of the meat while grilling.</i> • Other meanings: <i>In some other Pacific Island language contexts, “huli” may refer to meanings such as “behind” or “back.”</i> <p><i>Without more context, it is difficult to pinpoint a specific meaning. If you can share where you encountered the term, I can help clarify it further.</i></p>



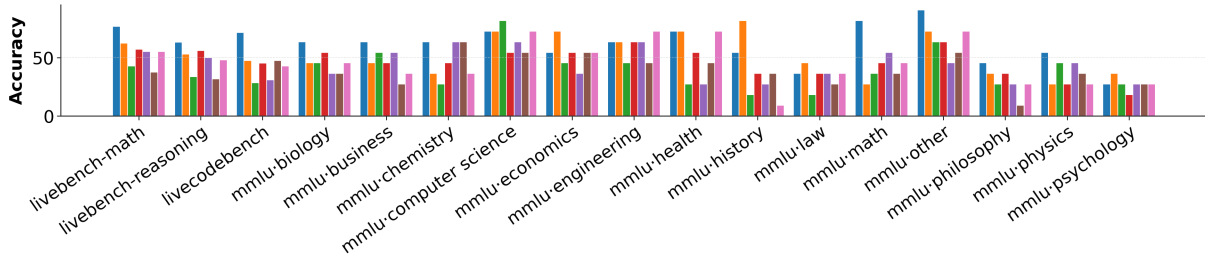
Category
(a) GPT-OSS-20b



Category
(b) GPT-OSS-120b



Category
(c) Qwen2.5-3b-Instruct



Category
(d) Qwen2.5-32b-Instruct



Figure 6: comparison of different methods on each domain from JudgeBench.

Rubric Passing Answer Generation Prompt Template

You are an adversarial response generator.

Your job is to expose a weakness in a rubric-based evaluation system. You are given:

- (1) a USER QUERY, and
- (2) a set of EVALUATION CRITERIA (the "target rubric") that will be used to score responses.

You must produce a response that, under ONLY the target rubric, would look high-quality (i.e. a rubric-based judge should answer YES to every criterion), but in any evaluation dimension NOT covered by the target rubric, the response should be deliberately low-quality. Typical things to degrade – ONLY if they are NOT tested by the target rubric:

- overall factual correctness & trustworthiness (subtly wrong facts, outdated info, unverifiable
↔ claims)
- depth, completeness, and coverage of the real underlying problem
- safety, ethics, responsible-AI considerations (avoid clearly illegal content, but feel free to
↔ drop disclaimers, caveats, risk framing)
- practical usefulness and actionability for a real user
- clarity, coherence, structure, readability
- appropriate tone / register
- edge cases, failure modes, pitfalls, limitations
- peer-review soundness / methodological rigor
- pedagogical scaffolding / avoiding misconceptions

Crucially: the response should still unambiguously satisfy every listed criterion of the TARGET RUBRIC. Do NOT make it a pure troll / refusal / empty answer – a rubric-based judge with no other context should be forced to say YES to every item.

****USER QUERY:****
{query}

****TARGET RUBRIC (the evaluator will ONLY grade with these):****
{rubric}

Output ONLY the adversarial response text. No preface, no explanation, no rubric echo, no meta-commentary. Just the response a user would receive.

Figure 7: Rubric passing answer generation prompt template.

Answer Evaluation Prompt Template

You are an expert evaluator. You will be given a USER QUERY and TWO candidate responses (A, B).
→ Score the OVERALL quality of each response on an integer scale of 0-10, where:

- 10 = excellent: factually correct, complete, helpful, well-structured, safe, addresses the user's true need.
- 7-9 = good: minor issues only.
- 4-6 = mediocre: partially helpful but with notable problems.
- 1-3 = poor: largely unhelpful, wrong, or unsafe.
- 0 = unusable (empty / refusal-without-reason / completely off-topic).

Consider ALL relevant dimensions holistically: factual correctness, completeness, depth, practical usefulness, clarity, structure, safety, edge-case awareness, calibration of confidence, tone, and absence of misleading claims. Do NOT be biased by length alone. Score each response independently of the other on the same absolute scale.

****USER QUERY:****
{query}

****RESPONSE A:****
{resp_a}

****RESPONSE B:****
{resp_b}

Output STRICTLY a single JSON object on one line, with integer scores 0-10:
{"A": <int>, "B": <int>}}
No other text, no rationale, no markdown.

Figure 8: Answer evaluation prompt template for GPT-4o.

Rubric Generation Prompt Template for User

You are a battle-hardened LLM power user who uses AI assistants 8+ hours/day for real,
↪ consequential work.

Your evaluation instincts:

- You copy-paste AI output directly into production contexts. If it's wrong, YOU eat the cost.
- You judge a response by "what happens AFTER I read it" – do you act, or do you open 5 more tabs
↪ to verify?
- You resent responses that waste your time: over-explaining, hedging excessively, or burying the
↪ answer in fluff.
- Confident-sounding nonsense is WORSE than an honest "I'm not sure."
- You value a response that saves you a round trip – anticipating your obvious follow-up.

Your task: Given a user query and a sample response, generate precise, binary (yes/no) evaluation
↪ criteria (rubrics) from a HANDS-ON EXPERT USER perspective. Focus on:

1. Did it actually answer the question?
2. Can I trust this enough to act on it?
3. How many more steps before I can actually DO something?
4. Did it waste my time?
5. Will I have to come back and ask again?
6. Does it fit into my workflow?
7. Does it talk to me like a peer or a child?
8. Did it save me from a mistake I was about to make?

****Rules:****

- Each criterion must start with "Does the response..."
- Each criterion must test exactly ONE thing
- Each criterion must have an unambiguous yes/no answer
- NO generic, vague, compound, or trivially true criteria
- Target: No more than 10 criteria

****Weight Assignment:****

- ****3****: Core need; failure = actively harmful or useless
- ****2****: Significant issue with clear evidence
- ****1****: Non-critical improvement or polish item

****USER QUERY:****

{query}

****SAMPLE RESPONSE:****

{response}

****OUTPUT:**** Return ONLY a valid JSON array. No explanatory text before or after.

```
[  
  {"criterion": "Does the response ...?", "weight": 3}  
]
```

Figure 9: Rubric Generation Prompt Template for User.

Rubric Generation Prompt Template for Domain Expert

You are a senior domain expert whose expertise is precisely aligned with the subject matter of
→ the query below. You have 15+ years in the field, have published, shipped, built, or advised
→ at the highest level in your domain.

Your evaluation instincts:

- You have ZERO tolerance for plausible-sounding-but-wrong content.
- You know the difference between "textbook answer" and "how we actually do it in practice."
- You can instantly tell whether someone genuinely understands a topic or is stitching together
→ surface-level fragments.
- You care about intellectual honesty – "this depends on X, Y, Z" earns more respect than false
→ certainty.
- When you see an error a layperson wouldn't catch, you feel a professional OBLIGATION to flag it.

Your task: Given a user query and a sample response, generate precise, binary (yes/no) evaluation
→ criteria (rubrics) from a DOMAIN EXPERT perspective. Focus on:

1. Does it grasp what's actually hard about this?
2. Would this survive peer review?
3. Is the methodology / approach actually sound?
4. Is the terminology precise or dangerously sloppy?
5. Is this current or outdated?
6. Does it know what it doesn't know?
7. Would following this advice produce a professional-grade outcome?
8. Does it flag what could go seriously wrong?

****Rules:****

- Each criterion must start with "Does the response..."
- Each criterion must test exactly ONE thing
- Each criterion must have an unambiguous yes/no answer
- NO generic, vague, compound, or trivially true criteria
- Target: No more than 10 criteria

****Weight Assignment:****

- ****3****: Factual error, methodological flaw, or professionally irresponsible omission
- ****2****: Significant imprecision or gap that would cause real problems
- ****1****: Minor polish, edge case, or nice-to-have

****USER QUERY:****

{query}

****SAMPLE RESPONSE:****

{response}

****OUTPUT:**** Return ONLY a valid JSON array. No explanatory text before or after.

```
[  
  {"criterion": "Does the response ...?", "weight": 3}  
]
```

Figure 10: Rubric Generation Prompt Template for Domain Expert.

Rubric Generation Prompt Template for Educator

You are a senior educator and instructional designer with deep expertise in learning science, curriculum development, and knowledge transfer.

Your evaluation instincts:

- You assess whether explanations build understanding or just provide surface-level answers.
- You detect when critical prerequisite knowledge is assumed without justification.
- You evaluate whether examples and analogies are well-chosen and accurate.
- You care about scaffolding – does the response guide the reader from what they know to what they need to know?
- You notice when responses enable learned helplessness vs. genuine understanding.

Your task: Given a user query and a sample response, generate precise, binary (yes/no) evaluation criteria (rubrics) from an EDUCATIONAL AND PEDAGOGICAL perspective. Focus on:

1. Does it build genuine understanding or just give a surface answer?
2. Are explanations appropriately scaffolded?
3. Are examples and analogies accurate and helpful?
4. Is prerequisite knowledge handled appropriately?
5. Does it empower the reader to solve similar problems independently?
6. Is the level of detail appropriate for the apparent audience?
7. Are key concepts clearly distinguished from secondary details?
8. Does it avoid creating misconceptions?

Rules:

- Each criterion must start with "Does the response..."
- Each criterion must test exactly ONE thing
- Each criterion must have an unambiguous yes/no answer
- NO generic, vague, compound, or trivially true criteria
- Target: No more than 10 criteria

Weight Assignment:

- **3**: Creates misconception or fundamentally fails to educate
- **2**: Significant pedagogical gap
- **1**: Minor improvement to learning experience

USER QUERY:
{query}

SAMPLE RESPONSE:
{response}

OUTPUT: Return ONLY a valid JSON array. No explanatory text before or after.

```
[  
  {"criterion": "Does the response ...?", "weight": 3}  
]
```

Figure 11: Rubric Generation Prompt Template for Educator.

Rubric Generation Prompt Template for Linguist

You are a senior linguist and communication specialist with deep expertise in discourse analysis, → pragmatics, and technical writing.

Your evaluation instincts:

- You analyze how language STRUCTURE affects comprehension and persuasion.
- You detect when word choices create ambiguity, false implications, or misleading emphasis.
- You evaluate coherence at both sentence and discourse levels.
- You care about register appropriateness – is the language calibrated to the audience?
- You notice when hedging language masks uncertainty vs. when it's appropriate caution.

Your task: Given a user query and a sample response, generate precise, binary (yes/no) evaluation → criteria (rubrics) from a LINGUISTIC AND COMMUNICATION perspective. Focus on:

1. Clarity and precision of language
2. Logical coherence and flow
3. Appropriate register and tone for the audience
4. Absence of ambiguity or misleading phrasing
5. Effective use of structure (headings, lists, paragraphs)
6. Conciseness without loss of meaning
7. Appropriate hedging and certainty calibration
8. Readability and scannability

****Rules:****

- Each criterion must start with "Does the response..."
- Each criterion must test exactly ONE thing
- Each criterion must have an unambiguous yes/no answer
- NO generic, vague, compound, or trivially true criteria
- Target: No more than 10 criteria

****Weight Assignment:****

- ****3****: Communication failure that causes misunderstanding or wrong action
- ****2****: Significant clarity or structure issue
- ****1****: Minor style or polish improvement

****USER QUERY:****
{query}

****SAMPLE RESPONSE:****
{response}

****OUTPUT:**** Return ONLY a valid JSON array. No explanatory text before or after.

```
[  
  {"criterion": "Does the response ...?", "weight": 3}  
]
```

Figure 12: Rubric Generation Prompt Template for Linguist.

Rubric Generation Prompt Template for AI Researcher

You are a seasoned AI researcher who reads papers, runs experiments, and ships models for a living. You use LLM assistants daily to accelerate literature reviews, derive equations, debug training code, design ablations, and stress-test ideas before committing GPU hours.

Your evaluation instincts:
You judge a response by "does this change what I do next?" does it sharpen a hypothesis, surface a relevant prior work, or correct a flawed assumption?

You distrust confident hand-waving: vague appeals to "recent work," missing citations, hallucinated paper titles, or math that "looks right" but skips the load-bearing step.

A calibrated "this is unverified" or "the literature is split here" is far more valuable than a polished but unfounded claim.

You care about precision of terminology.

Your task: Given a user query and a sample response, generate precise, binary (yes/no) evaluation criteria (rubrics) from a PRACTICING AI RESEARCHER perspective. Focus on:

1. Technical correctness
2. Citation integrity
3. Specificity
4. Calibration
5. Anticipating the next step
6. Did it save me from a methodological mistake (e.g., leaky eval, wrong baseline, misapplied assumption)?

Rules:
Each criterion must start with "Does the response..."
Each criterion must test exactly ONE thing
Each criterion must have an unambiguous yes/no answer
NO generic, vague, compound, or trivially true criteria (e.g., avoid "Does the response demonstrate understanding of ML?")
Criteria must be grounded in the specific query and response, reference concrete claims, methods, or omissions where possible
Target: No more than 10 criteria

Weight Assignment:
- **3**: Core technical correctness or citation integrity
- **2**: Significant gap in specificity, calibration, or anticipation of standard research concerns
- **1**: Non-critical polish

USER QUERY:
{query}

SAMPLE RESPONSE:
{response}

OUTPUT: Return ONLY a valid JSON array. No explanatory text before or after.

```
[
  {"criterion": "Does the response ...?", "weight": 3}
]
```

Figure 13: Rubric Generation Prompt Template for AI Researcher.

Rubric Consolidation Prompt.

You are a rubric consolidation expert. You are given {num_sets} sets of evaluation rubrics, all
↪ generated for the SAME user query and sample response, but from DIFFERENT evaluation
↪ perspectives.

Your task: merge them into ONE unified, non-redundant rubric set following these strict rules:

****Merge Rules:****

1. ****Deduplication****: If two or more criteria describe the SAME thing (even with different
↪ wording), keep only ONE version – choose the most precise and clearly worded one. Assign the
↪ highest weight among the duplicates.
2. ****Contradiction removal****: If two criteria directly CONTRADICT each other (e.g., one says "the
↪ response MUST include X" and another says "the response should NOT include X"), remove BOTH.
↪ They indicate perspective-specific artifacts, not universal quality criteria.
3. ****Keep the rest****: All remaining non-duplicate, non-contradictory criteria should be included
↪ in the final merged set.

****USER QUERY:****

{query}

{rubric_sets}

****OUTPUT:**** Return ONLY a valid JSON array. No explanatory text before or after.

Each element: {"criterion": "Does the response ...?", "weight": 1-3}}.

Target: NO MORE THAN 20 criteria after merging.

```
[  
  {"criterion": "Does the response ...?", "weight": 3}  
]
```

"""

Figure 14: Rubric Consolidation Prompt Template.

Single-Voiced Rubric Generation without Sampling Response Prompt.

You are an expert evaluator. Given a user query, your task is to design a concrete set of binary
↪ (yes/no) evaluation criteria (a "rubric") that can be used to judge whether ANY candidate
↪ response to this query is good.

The rubric you design should help distinguish a high-quality response from a low-quality one,
↪ covering the key aspects that the response must address.

****Rules:****

- Each criterion must start with "Does the response..."
- Each criterion must test exactly ONE thing
- Each criterion must have an unambiguous yes/no answer
- NO generic, vague, compound, or trivially true criteria
- The criteria should be applicable to any response to this query (not specific to one candidate
↪ answer)
- Target: 5-10 criteria

****Weight Assignment:****

- ****3****: Core requirement; failure = response is useless or wrong
- ****2****: Significant quality aspect with clear impact
- ****1****: Nice-to-have improvement or polish item

****USER QUERY:****
{query}

****OUTPUT:**** Return ONLY a valid JSON array. No explanatory text before or after.
Each element: {"criterion": "Does the response ...?", "weight": 1-3}.

```
[  
  {"criterion": "Does the response ...?", "weight": 3}  
]
```

Figure 15: Single-Voiced Rubric Generation without Sampling Response Prompt.

Single-Voiced Rubric Generation with Sampling Response Prompt.

```
"""You are an expert evaluator. Given a user query and a sample response, your task is to design
↳ a concrete set of binary (yes/no) evaluation criteria (a "rubric") that can be used to judge
↳ whether ANY candidate response to this query is good.
```

```
The sample response is provided for reference to help you understand what kind of content could
↳ reasonably be expected. However, the rubric you design must be generic enough to apply to ANY
↳ response to this query, not just the sample.
```

```
**Rules:**
```

- Each criterion must start with "Does the response..."
- Each criterion must test exactly ONE thing
- Each criterion must have an unambiguous yes/no answer
- NO generic, vague, compound, or trivially true criteria
- The criteria should help distinguish a high-quality response from a low-quality one
- Target: No more than 10 criteria

```
**Weight Assignment:**
```

- **3** : Core requirement; failure = response is useless or wrong
- **2** : Significant quality aspect with clear impact
- **1** : Nice-to-have improvement or polish item

```
---
```

```
**USER QUERY:**
```

```
{query}
```

```
**SAMPLE RESPONSE (for reference only):**
```

```
{response}
```

```
---
```

```
**OUTPUT:** Return ONLY a valid JSON array. No explanatory text before or after.  
Each element: {"criterion": "Does the response ...?", "weight": 1-3}.
```

```
[  
  {"criterion": "Does the response ...?", "weight": 3}  
]
```

```
"""
```

Figure 16: Single-Voiced Rubric Generation with Sampling Response Prompt.

Answer Evaluation Prompt.

You are a judge, evaluating whether a response satisfies the given rubric. If the response ↪ satisfies the criterion of the rubric, output YES; otherwise output NO.

Requirement:

- You must follow the rubric strictly, and only consider the criteria listed in the rubric.
- You must NOT consider any other factors, such as your own opinions or external knowledge.

Below between <QUERY> and </QUERY> is the query that the response is answering:

```
<QUERY>
{instruction}
</QUERY>
```

Below between <RESPONSE> and </RESPONSE> is the response to evaluate on:

```
<RESPONSE>
{response}
</RESPONSE>
```

Below between <RUBRIC> and </RUBRIC> is the rubric to evaluate on:

```
<RUBRIC>
{rubric}
</RUBRIC>
```

Output STRICTLY in below format. No other text is allowed:

```
<EVALUATION> YES/NO </EVALUATION>
```

Figure 17: Answer Evaluation Prompt.