

MedStreamBench: A Time-Aware Benchmark for Streaming and Proactive Medical Video Understanding

Yuan Wang^{1,4}, Shujian Gao^{2,4}, Songtao Jiang¹, Zhengyu Hu³, Zuozhu Liu¹

¹ College of Computer Science and Technology, Zhejiang University, Zhejiang, China

² Institute of Trustworthy Embodied AI, Fudan University, Shanghai, China

³ Department of Electrical and Computer Engineering, Carnegie Mellon University, Pennsylvania, USA

⁴ Equal Contribution.

Abstract

Existing medical video benchmarks primarily evaluate whether a model produces the correct answer, but rarely assess whether it answers at the **right time**. In real clinical settings, AI systems must decide not only what to predict, but also when to answer, defer judgment, or proactively raise alerts. This creates a critical gap between benchmark evaluation and deployment requirements. We present **MedStreamBench**, a benchmark for **time-aware medical video understanding**. MedStreamBench integrates **22 medical datasets** and **5,419 QA instances** across four temporal settings: retrospective, present, future, and proactive. Unlike conventional benchmarks that assume full-video access, MedStreamBench restricts models to temporally bounded evidence windows and supports both single-turn and streaming evaluation. We further introduce a **proactive monitoring** setting that requires models to determine whether and when clinically relevant alerts should be triggered. Beyond answer correctness, MedStreamBench evaluates temporal behavior through responsiveness and post-evidence stability. Experiments on leading general-purpose and medical vision-language models reveal a substantial gap between offline recognition and temporally grounded decision-making, with performance dropping markedly in streaming and proactive settings. Our benchmark is available at Venn2024/MedStreamBench.

Keywords

Medical Video Benchmark, Streaming Video Understanding, Temporal Question Answering, Proactive Monitoring

Article informations

©2026 Yuan and Shujian. License: CC-BY 4.0

Corresponding author: zuozhuliu@intl.zju.edu.cn

1. Background

Medical video understanding is becoming increasingly important for surgical intelligence, endoscopic screening, procedural education, and real-time clinical decision support. Unlike static medical images, medical videos encode evolving procedural context: instruments enter and leave the field, anatomical exposure changes over time, lesions may appear only transiently, and safety-relevant events often depend on the temporal order of visual evidence. Consequently, a clinically useful medical vision-language model should not only recognize what is visible, but also determine *when* sufficient evidence becomes available, *when* to abstain, and *when* to alert. This temporal discipline is essential in scenarios such as polyp screening, surgical workflow monitoring, view-quality assessment, and skill coaching, where premature conclusions can be misleading and delayed responses can reduce clinical utility.

Recent video-language benchmarks have substantially

advanced the evaluation of multimodal large language models on video understanding, including long-video reasoning and online video analysis (Fu et al., 2025; Wu et al., 2024; Li et al., 2025; Lin et al., 2024). However, most existing benchmarks assume either access to a complete video or a fixed clip, and primarily measure whether the final answer is semantically correct. Such offline evaluation is insufficient for medical streaming video analysis, where models must respect the information actually available at a specified time point. In parallel, medical and surgical datasets have enabled progress in phase recognition, instrument detection, action triplet recognition, polyp detection, capsule-endoscopy abnormality recognition, and surgical visual question answering (Stauder et al., 2016; Nwoye et al., 2023; Smedsrud et al., 2021; Seenivasan et al., 2022; He et al., 2024; Jiang et al., 2025a; Wang et al., 2025, 2026; Jiang et al., 2025b). Yet these resources typically evaluate recognition or question answering in an offline setting, and do not explicitly test whether a model can answer, defer, or alert at the correct moment under a strict evidence window.

Table 1: Comparison of MedStreamBench with representative surgical and medical video resources. We compare each resource by source breadth (#DS), evaluation protocol, and coverage of the four temporal task modes.

Benchmark	#DS	Protocol			Temporal Tasks			
		Eval Unit	Prefix-Only	Streaming	Retrospective	Present	Future	Proactive
Classical Surgical Datasets								
Cholec80	1	frame / video	×	×	✓	✓	×	×
M2CAI16-Workflow	1	frame / video	×	×	✓	✓	×	×
JIGSAWS	1	gesture / video	×	×	✓	✓	×	×
Recent Surgical / Medical Video Resources								
LLaVA-Surg	1	clip / video	×	×	✓	✓	×	×
SurgPub-Video	1	clip / video	×	×	✓	✓	×	×
SurgOnAir	1	streaming video	✓	✓	×	✓	×	×
MedHorizon	1	long video	×	×	✓	✓	×	×
MedStreamBench (Ours)	22	long video / stream	✓	✓	✓	✓	✓	✓

We introduce **MedStreamBench**, a diverse temporal benchmark for medical video question answering. To the best of our knowledge, MedStreamBench is the first benchmark designed to evaluate *streaming* medical video understanding, and the first to formulate a *proactive* medical video question-answering paradigm. In the streaming paradigm, the same question is asked over progressively growing visual prefixes, and a model must output *unanswerable* until the evidence becomes sufficient. In the proactive paradigm, the model continuously monitors a medical video stream and must respond with one of `no_alert`, `uncertain`, or `alert`: `<reason>`, triggering an alert only when sufficient visual evidence appears. These two paradigms directly reflect clinically meaningful requirements: a model should avoid leaking future information, avoid unsupported early alarms, detect time-sensitive findings or workflow events promptly, and maintain stable behavior once evidence is available.

As summarized in Table 1, recent medical video resources such as LLaVA-Surg (Li et al., 2024), SurgPub-Video (Li et al., 2026), SurgOnAir (He et al., 2026), and MedHorizon (Du et al., 2026) extend evaluation beyond classical phase- or clip-level recognition; however, they still provide limited coverage of prefix-only answering, streaming evaluation, or future and proactive temporal reasoning. MedStreamBench is designed to be broad and comprehensive. It integrates 22 medical video and image-sequence datasets spanning laparoscopic surgery, open surgery, robotic skill assessment, hysterectomy, pituitary surgery, bariatric bypass surgery, colonoscopy, gastrointestinal endoscopy, and capsule endoscopy. The benchmark contains 5,419 question-answering records, including 4,663 single-turn items and 756 streaming items, which expand to 3,369 per-round streaming inference jobs. Its temporal taxonomy covers four complementary modes: *retrospective* questions about past evidence, *present* questions about the

current visual state, *future* questions that require prediction or deferred answerability from partial evidence, and *proactive* monitoring questions that require timely alerts. The benchmark also contains both closed and open-ended questions, and combines original annotations, category labels, hybrid label-grounded generation, and conservative model-assisted mining to cover both high-confidence label-based tasks and visually grounded open-ended reasoning.

A central design principle of MedStreamBench is that every question is tied to an explicit visual evidence window. For single-turn tasks, the input is restricted to $[t_q - w, t_q]$, where t_q is the query time and w is the context window. For streaming future and proactive tasks, each round is evaluated only on $[t_q, t_c]$, where t_c is the current time for that round. This design prevents temporal leakage and converts medical video question answering from an offline recognition problem into a time-aware decision problem. For open-ended questions, MedStreamBench further uses fine-grained judge rubrics that separately assess semantic correctness, evidence grounding, and safety, improving fairness and reducing ambiguity compared with a single coarse match criterion. In particular, the benchmark asks: given only the frames available so far, should the model answer, abstain, remain uncertain, or raise an alert?

To support scalable construction and reproducible evaluation, we develop two accompanying systems. First, the **MedStreamBench data engine** harmonizes heterogeneous medical datasets into a unified temporal QA schema. It converts heterogeneous medical data, including structured annotations, directory labels, and weakly labeled videos, into unified temporal QA items, and then validates and materializes the final dataset-scoped benchmark files. Second, the **MedStreamBench inference engine** expands benchmark records into per-window or per-round jobs, samples visual inputs under a fixed temporal protocol, supports local and API-based multimodal inference, and evaluates predic-

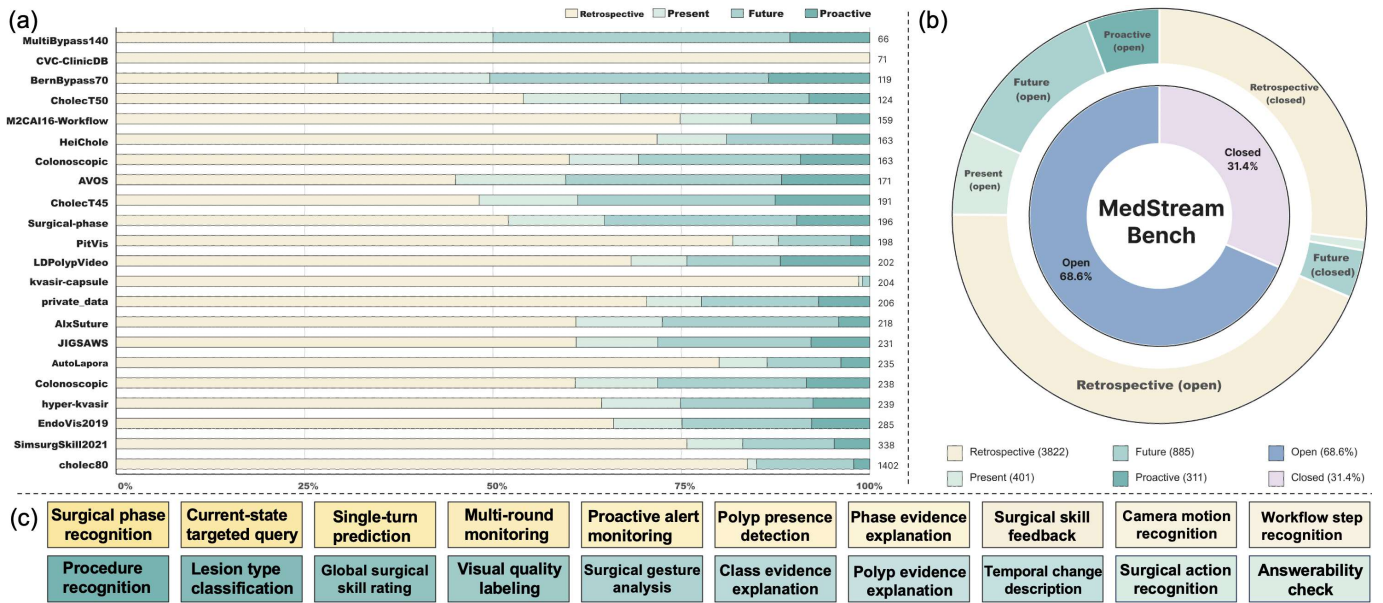


Figure 1: Overview of MedStreamBench as a resource. The benchmark integrates heterogeneous medical video and image-sequence datasets into a unified time-aware QA format with explicit evidence windows, multiple temporal modes, and both single-turn and streaming evaluation settings.

tions using content correctness, streaming responsiveness, and post-evidence stability. This separation between data construction and inference makes the benchmark extensible to new datasets, models, and temporal protocols.

Our contributions are threefold.

- **Time-aware formulation.** We propose a time-aware medical video QA formulation that unifies retrospective, present, future, streaming, and proactive evaluation under explicit evidence-window constraints.
- **Diverse benchmark.** We release a diverse benchmark built from 22 medical datasets, covering a wide range of procedures, anatomies, visual findings, task types, label sources, and temporal reasoning modes.
- **Reproducible engines.** We provide data and inference engines that enable reproducible benchmark generation, per-round streaming evaluation, and metrics for both answer correctness and temporal behavior.

2. Summary

MedStreamBench is a time-aware benchmark for medical video question answering with explicit evidence windows, four temporal modes, and both single-turn and streaming evaluation. As illustrated in Figure 1 and Figure 2, it integrates 22 source datasets into a unified JSONL schema that records the question, answer, temporal specification, task mode, response protocol, and label provenance. The current release contains 5,419 QA records, including 4,663 single-turn items and 756 streaming items, which expand

to 3,369 round-level inference jobs during evaluation. The benchmark combines annotation-derived, directory-derived, hybrid, and conservatively model-assisted items to broaden coverage while retaining provenance information for downstream analysis.

2.1 AI-Readiness

The benchmark is organized in a unified machine-readable schema with explicit temporal metadata, including query time, input range, and round-level streaming structure where applicable. For open-ended questions, MedStreamBench additionally provides fine-grained judge rubrics that separately assess semantic correctness, evidence grounding, and safety, enabling more consistent LLM-as-judge evaluation than a single coarse matching criterion. In addition to benchmark files, MedStreamBench is paired with a standardized inference and evaluation workflow that fixes frame sampling, prompt construction, and temporal scoring, making it suitable for controlled comparison of model behavior under evidence-constrained medical video understanding.

3. Discussion

3.1 Strengths

MedStreamBench introduces a temporal evaluation setting that is largely absent from existing medical video resources. Its main strengths are explicit evidence-window control, broad multi-source coverage, and evaluation of both semantic correctness and temporally appropriate response behavior.

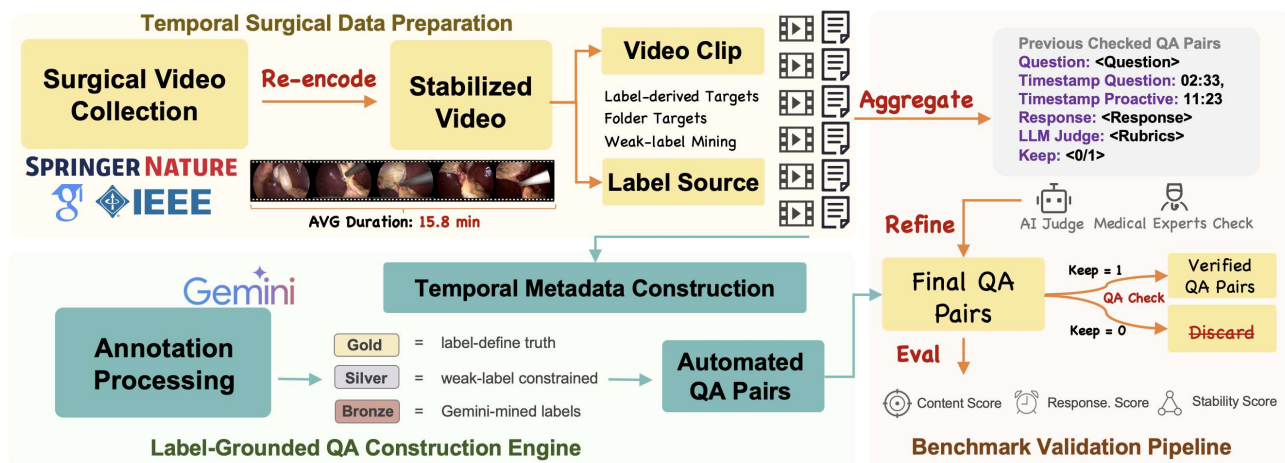


Figure 2: Overview of the MedStreamBench pipeline. The pipeline consists of three stages: temporal surgical data preparation, label-grounded QA construction, and benchmark validation. Source videos are standardized and paired with label-derived, folder-derived, or weakly mined supervision signals, which are converted into temporally aligned QA pairs with different quality levels. Candidate items are then aggregated, refined, and verified through AI-assisted judging and expert checking before final benchmark evaluation.

3.2 Limitations

The underlying source datasets differ substantially in annotation granularity, label quality, visual scope, and temporal density, and some benchmark items are derived from directory labels, hybrid generation, or weak supervision rather than fully expert-authored QA annotation. In addition, not all weakly supervised or model-assisted samples received exhaustive manual visual review, and the fixed frame-sampling protocol may underrepresent brief events.

3.3 Bias and Representativeness

As a multi-source benchmark, MedStreamBench inherits distributional biases from its constituent datasets, including differences in procedure types, devices, recording styles, annotation practices, and case distributions. Aggregate scores should therefore be interpreted together with dataset-level or domain-level analyses, especially when comparing behavior across surgical, endoscopic, and skill-assessment settings.

3.4 Responsible Use

MedStreamBench is intended as a research benchmark for evaluating time-aware medical video understanding systems. It should not be interpreted as a clinical decision-support system or as a substitute for expert judgment. Weakly supervised and model-assisted items are included to broaden evaluation coverage, but they should not be treated as expert-certified clinical labels. Any deployment-oriented use would require additional task-specific validation, prospective testing, and appropriate human oversight.

4. Resource Availability

4.1 Data Release

The benchmark is released as dataset-scoped JSONL files following a unified temporal QA schema and is hosted at Venn2024/MedStreamBench. The release provides derived QA annotations and metadata under the Apache License 2.0, while the underlying image and video assets remain governed by the corresponding upstream sources.

4.2 Code Release and Access Policy

MedStreamBench is accompanied by a data construction pipeline and an inference/evaluation pipeline supporting benchmark generation, schema validation, frame sampling, prompt construction, streaming round expansion, and metric computation. Access to original videos or images remains subject to the terms, licenses, and availability conditions of the corresponding upstream datasets. The benchmark release therefore distributes derived QA JSONL files and associated metadata, but does not redistribute the original media unless permitted by the upstream source. When explicitly allowed by the corresponding upstream licenses or access terms, selected source media may also be redistributed or linked as part of the benchmark release, subject to those upstream conditions. Table 2 summarizes the current access status and license terms for the 22 source datasets covered by MedStreamBench.

4.3 Intended Use

The intended use of MedStreamBench is the evaluation of medical vision-language models under temporally restricted

Table 2: Upstream access or license terms for the source datasets covered by MedStreamBench. The MedStreamBench release is intended to contain derived JSONL annotations and metadata only; original images and videos are obtained separately from the upstream sources. When a precise formal license could not be verified reliably from the source paper or project materials, we conservatively report ‘upstream terms’ or ‘challenge terms’ rather than infer a specific license.

Dataset	Access	Dataset	Access	Dataset	Access
cholec80	upstream terms	M2CAI16-Workflow	challenge terms	EndoVis2019	challenge terms
AutoLapora	public release	LDPolypVideo	upstream terms	PitVis	public release
simsurgskill_2021	public release	kvasir-capsule	public release	hyper-kvasir	public release
Colonoscopic-web	upstream terms	CVC-ClinicDB	public release	AlxSuture	upstream terms
AVOS	public release	Surgical-phase	will release	JIGSAWS	public release
CholecT45	public release	CholecT50	public release	HeiChole	challenge terms
BernBypass70	upstream terms	MultiBypass140	upstream terms	private_data	will release
Colonoscopic-addi	upstream terms				

visual evidence. Representative use cases include benchmark comparison, study of answerability under partial observation, evaluation of streaming response behavior, and research on proactive monitoring in medical video analysis. The resource is not intended to serve as a stand-alone clinical system.

5. Methods

5.1 Benchmark Overview

MedStreamBench is a time-aware medical video question-answering benchmark in which each item is associated with a visual source, an explicit temporal evidence window, a question, a reference answer, and metadata describing task type and label provenance. The release is stored as dataset-scoped JSONL files and covers both closed-choice and open-ended questions across retrospective, present, future, and proactive settings.

Each item follows a compact unified schema:

$$x = (v, q, a, \tau, m, r, s), \quad (1)$$

where v denotes the visual source, q is the question, a is the answer or reference answer, τ denotes the temporal specification, m denotes the task mode, r contains evaluation rubrics or response protocols, and s stores source and quality metadata. The temporal specification includes the query time t_q , the context window length w , and the input range $[t_s, t_e]$. For streaming tasks, each item additionally contains a sequence of rounds with current time t_c , round-specific input range, expected output, and answerability flag.

5.2 Data Construction Pipeline

The MedStreamBench data engine converts heterogeneous medical datasets into a unified temporal QA format. As illustrated in Figure 2, the pipeline is organized into three aligned stages: temporal surgical data preparation, label-grounded QA construction, and benchmark validation.

Temporal surgical data preparation. We first standardize the source videos or image sequences and align them with available supervision signals. For structured datasets, these signals come from original annotations such as phases, tool labels, actions, masks, bounding boxes, or skill metrics; for other sources, they may also come from directory-defined categories or weak-label mining. Each target contains a visual source, a task specification, an answer signal, and an initial temporal window. For video datasets, timestamps are converted into seconds using dataset-specific metadata, whereas image-only datasets use the temporal range $[0, 0]$.

Label-grounded QA construction. The aligned supervision signals are then converted into temporally grounded QA items. For label-grounded tasks, deterministic targets are rewritten as natural-language closed or open-ended questions while preserving the answer. For weakly labeled or unlabeled videos, the engine conservatively mines candidate QA items from visible findings, procedural states, tool interactions, or screening alerts. To broaden temporal coverage, this stage also produces present, future, streaming, and proactive items rather than only retrospective recognition examples.

Benchmark validation and materialization. The resulting candidate items are aggregated, refined, and validated before release. The validator checks schema completeness, question and answer fields, formatting, media paths, temporal fields, and streaming rounds, and it enforces the temporal contract that single-turn items end at t_q while streaming items use round-specific windows of the form $[t_q, t_c]$. Proactive items are additionally constrained to the response space `no_alert`, `uncertain`, or `alert`: `<reason>`. Accepted items are then materialized into final dataset-scoped benchmark files for downstream inference and evaluation.

5.3 Temporal Task Formulation

MedStreamBench defines four temporal modes and two task modes. Single-turn items produce one model call per item, whereas streaming items produce one model call per

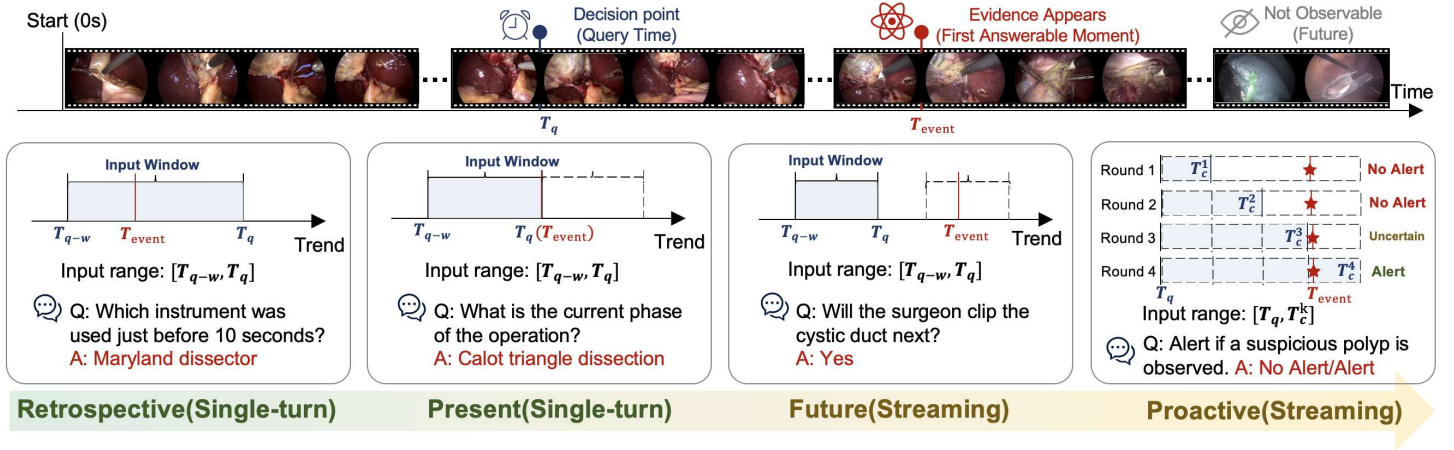


Figure 3: Illustration of the four temporal reasoning settings in MedStreamBench. Given a surgical video timeline, a decision point T_q defines the latest observable evidence available to the model. Retrospective questions require understanding past events within the observation window $[T_{q-w}, T_q]$, while present questions focus on the current surgical state near T_q . Future questions evaluate whether models can predict upcoming events before the first answerable moment T_{event} using only historical observations. Proactive streaming tasks further require the model to continuously monitor an evolving video prefix $[T_q, T_c^k]$ and trigger alerts only when sufficient evidence becomes visible.

Table 3: Evaluation metrics used in MedStreamBench.

Metric	Interpretation
Content correctness (C)	Semantic correctness under the evidence-constrained input. For closed questions, it is based on normalized exact match with optional semantic fallback; for open questions, it combines correctness, evidence grounding, and safety.
Responsiveness (R)	Temporal accuracy of the first positive answer or alert relative to the expected answerable or critical time. Early, delayed, and missed responses are penalized.
Stability (S)	Post-evidence consistency after the item becomes answerable, measuring whether the model remains positive in later rounds rather than reverting to abstention or omission.
Overall score (O)	Task-level summary score. For single-turn items, $O = C$; for streaming future and proactive items, $O = 0.7C + 0.3R$, prioritizing correctness while rewarding timely response.

round.

Retrospective and present single-turn QA. For retrospective and present questions, the model receives a context window ending at the query time:

$$I = [\max(0, t_q - w), t_q]. \quad (2)$$

Retrospective questions ask about events or states within the window, whereas present questions focus on the visual state near t_q . If the available evidence is insufficient, the expected behavior is `unanswerable`.

Future single-turn QA. Future single-turn questions use the same input window:

$$I = [\max(0, t_q - w), t_q], \quad (3)$$

but ask about an event or state after t_q . The model must reason from the available context only and return `unanswerable` when the future event is not yet predictable.

Future streaming QA. For future streaming questions, the item is evaluated over a sequence of rounds. At round k , the model receives only the prefix:

$$I_k = [t_q, t_c^{(k)}], \quad (4)$$

where $t_c^{(k)}$ is the current time for that round. Before the evidence becomes sufficient, the expected output is `unanswerable`; once the target event becomes answerable, the model should answer and remain stable in subsequent rounds.

Proactive streaming QA. Proactive questions also use round-specific prefixes $[t_q, t_c^{(k)}]$, but the response space is constrained to:

$$y_k \in \{\text{no_alert}, \text{uncertain}, \text{alert: } \langle \text{reason} \rangle\}. \quad (5)$$

The model should alert only when sufficient evidence appears, while using `no_alert` or `uncertain` beforehand.

5.4 Inference Protocol

The MedStreamBench inference engine expands each benchmark item into one or more inference jobs. Single-turn items

Table 4: Main benchmark results on MedStreamBench across the four temporal modes. For retrospective and present settings, we report content accuracy only. For future and proactive settings, we report responsiveness and stability.

Baseline	Retrospective	Present	Future		Proactive		Overall		
	Content	Content	Content	Resp.	Stab.	Content	Resp.	Stab.	Score
Closed-source									
Gemini-2.5-Pro	0.3428	0.4140	0.4384	0.3636	0.6927	0.6158	0.4494	0.4742	0.3728
Open-source									
Qwen3-VL-4B	0.2255	0.3491	0.4046	0.1870	0.3415	0.6428	0.2301	0.2114	0.2701
Qwen3-VL-8B	0.2008	0.2898	0.3260	0.0912	0.3293	0.6229	0.1499	0.1337	0.2324
Qwen2.5-VL-7B	0.2413	0.3446	0.3656	0.0533	0.4635	0.6255	0.0547	0.0525	0.2662
InternVL3.5-8B	0.2536	0.3461	0.3847	0.0710	0.3934	0.4441	0.0899	0.0813	0.2713
LLaVA-OneVision-7B	0.2498	0.2888	0.2890	0.0746	0.8142	0.5470	0.0579	0.0595	0.2572
Medical-domain									
HuluMed-4B	0.2231	0.2868	0.4327	0.1456	0.2399	0.4742	0.2088	0.2248	0.2578
HuluMed-7B	0.2298	0.2798	0.3851	0.1425	0.1961	0.6258	0.0677	0.0723	0.2601
Lingshu-7B	0.2329	0.3302	0.3417	0.0953	0.7180	0.6302	0.0514	0.0514	0.2586

Content: content accuracy. **Resp.:** responsiveness score. **Stab.:** stability score.

yield one job, whereas future and proactive streaming items yield one job per round.

For video inputs, the engine samples frames uniformly at one frame every 2 seconds within the job-specific input range, including the endpoint when needed so that evidence at t_q or t_c remains visible. For image-sequence datasets, the input range is interpreted analogously as a frame-index interval. The textual prompt specifies the task mode, temporal mode, query time, input range, and the constraint that no evidence beyond the designated endpoint may be used. Future streaming prompts require `unanswerable` before sufficient evidence appears, while proactive prompts restrict the response space to `no_alert`, `uncertain`, or `alert`: `<reason>`.

5.5 Evaluation Metrics

MedStreamBench evaluates both answer correctness and temporal behavior. Table 3 summarizes the interpretation of the reported metrics; below we specify the corresponding scoring rules.

Content correctness. For closed questions, predictions are evaluated by normalized exact match, with optional judge fallback for semantically equivalent mismatches. For open-ended questions, a rubric-based judge scores correctness, evidence grounding, and safety. The resulting score is normalized to $[0, 1]$:

$$C = \frac{s_{\text{correct}} + s_{\text{ground}} + s_{\text{safety}}}{5}, \quad (6)$$

where $s_{\text{correct}} \in \{0, 1, 2\}$, $s_{\text{ground}} \in \{0, 1, 2\}$, and $s_{\text{safety}} \in \{0, 1\}$. For streaming items, content correctness is averaged over rounds.

Responsiveness. For future and proactive streaming items, responsiveness measures whether the first positive response occurs near the expected response time. For future streaming tasks, a positive response is any answer other than `unanswerable`; for proactive tasks, it is an `alert`. Let t^* be the expected response time, \hat{t} the first predicted positive time, and δ the tolerance. A prediction receives the maximum responsiveness score if

$$|\hat{t} - t^*| \leq \delta. \quad (7)$$

Missed responses receive zero responsiveness, and premature or delayed responses are penalized according to their temporal distance from t^* .

Stability. For streaming tasks, stability measures whether the model remains positive after the item becomes answerable:

$$S = \frac{1}{|\mathcal{K}_{\geq t^*}|} \sum_{k \in \mathcal{K}_{\geq t^*}} \mathbb{1}[y_k \text{ is positive}], \quad (8)$$

where $\mathcal{K}_{\geq t^*}$ denotes rounds at or after the expected response time.

Overall score. For single-turn items, the overall score is the content score:

$$O = C. \quad (9)$$

For streaming future and proactive items, the overall score combines correctness and responsiveness:

$$O = 0.7C + 0.3R, \quad (10)$$

where R is the responsiveness score.

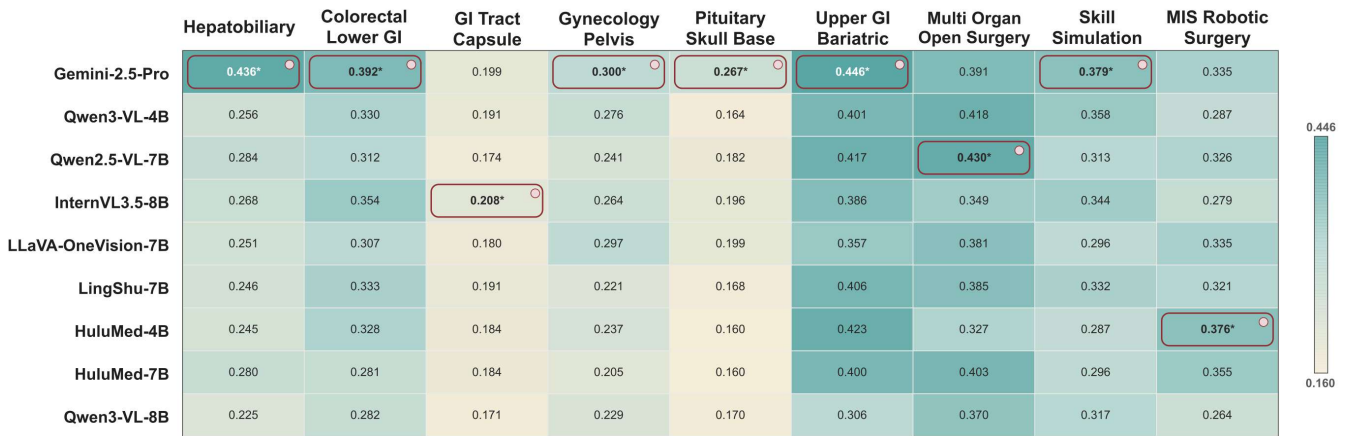


Figure 4: Organ-level aggregated content performance across baseline models. Each cell reports the sample-count-weighted average content score over datasets belonging to the same organ or procedural group. Darker teal indicates better performance. The best model in each column is marked with a star and highlighted by a thin outline.

6. Validation

6.1 Baseline description

Table 4 reports representative baselines from three groups: a closed-source model (Team et al., 2023), five general-domain open-source models (Bai et al., 2025; Zhu et al., 2025), and three medical-domain models (Xu et al., 2025; Jiang et al., 2025a). All experiments were conducted on NVIDIA H100 GPUs under the same benchmark protocol.

6.2 Main Results

Table 4 summarizes initial baseline results on MedStream-Bench. Together with the metric definitions in Table 3, it separates semantic accuracy from temporal responsiveness and stability across retrospective, present, future, and proactive settings. This separation makes it possible to distinguish models that perform well in offline recognition from models that are also temporally disciplined under prefix-only evidence. The overall score provides a compact benchmark-level summary by aggregating item scores under the task-specific evaluation rule defined in Section 4.2. Across the evaluated models, Gemini-2.5-Pro achieves the strongest overall performance, while InternVL3.5-8B is the best-performing open-source model and Lingshu-7B yields the strongest overall score among the medical-domain models. These aggregate results are useful for high-level comparison, but they should be interpreted together with the mode-specific columns because temporal strengths are not uniformly distributed across 4 task modes.

6.3 Organ-level analysis

Figure 4 aggregates dataset-level content performance by organ or procedural domain using sample-count-weighted averaging. Gemini-2.5-Pro achieves the strongest perfor-

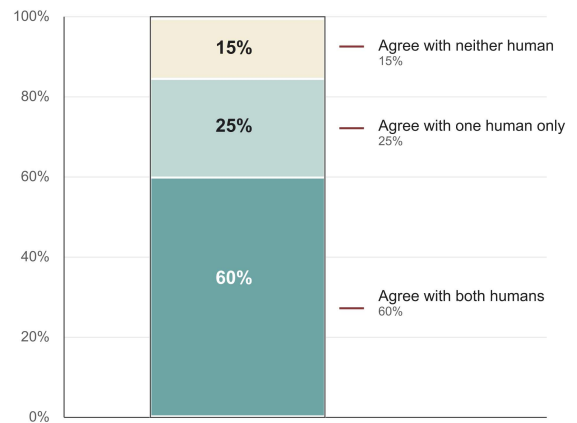


Figure 5: Manual spot-check agreement between the AI-generated answer and two human annotators.

mance across most organ groups, whereas the best open or medical-domain models emerge in more specialized regions, including InternVL3.5-8B on the GI tract and capsule group, Qwen2.5-VL-7B on multi-organ open surgery, and HuluMed-4B on MIS robotic surgery. This heterogeneous pattern shows that benchmark performance is not uniform across clinical domains and motivates organ-level analysis beyond a single global average. Figure 1 and Figure 3 provide the corresponding resource-level and temporal-task context for interpreting these benchmark-level quantitative results.

6.4 Human Check

As a preliminary quality check for model-assisted items, we compared AI-generated answers with judgments from two independent human annotators on a random sample. Figure 5 shows agreement with both annotators in 60% of cases, with one annotator in 25%, and with neither annotator in 15%.

Acknowledgments

This work is supported by the "Pioneer" and "Leading Goose" R&D Program of Zhejiang (Grant no. 2025C01128), and the ZJU-Angelalign R&D Center for Intelligence Healthcare.

Conflicts of Interest

We declare we don't have conflicts of interest.

References

- Shuai Bai, Yuxuan Cai, Ruizhe Chen, Keqin Chen, Xionghui Chen, Zesen Cheng, Lianghao Deng, Wei Ding, Chang Gao, Chunjiang Ge, et al. Qwen3-vl technical report. *arXiv preprint arXiv:2511.21631*, 2025.
- Bodong Du, Bowen Liu, Yang Yu, Xinpeng Ding, Zhiheng Wu, Shuning Wang, Shuo Nie, Naiming Liu, Qifeng Chen, Yangqiu Song, et al. Medhorizon: Towards long-context medical video understanding in the wild. *arXiv preprint arXiv:2605.06537*, 2026.
- Chaoyou Fu, Yuhan Dai, Yongdong Luo, Lei Li, Shuhuai Ren, Renrui Zhang, Zihan Wang, Chenyu Zhou, Yunhang Shen, Mengdan Zhang, Peixian Chen, Yanwei Li, Shaohui Lin, Sirui Zhao, Ke Li, Tong Xu, Xiwu Zheng, Enhong Chen, Caifeng Shan, Ran He, and Xing Sun. Video-MME: The first-ever comprehensive evaluation benchmark of multi-modal LLMs in video analysis. In *Proceedings of the IEEE/CVF Conference on Computer Vision and Pattern Recognition (CVPR)*, 2025. [arXiv:2405.21075](#).
- Jingyi He, Yue Zhou, Long Bai, Kun Yuan, Nassir Navab, and Yuan Bi. Surgonair: Hierarchy-aware real-time surgical video commentary. *arXiv preprint arXiv:2605.21132*, 2026.
- Runlong He, Mengya Xu, Adrito Das, Danyal Z. Khan, Sophia Bano, Hani J. Marcus, Danail Stoyanov, Matthew J. Clarkson, and Mobarakol Islam. PitVQA: Image-grounded text embedding LLM for visual question answering in pituitary surgery. In *Medical Image Computing and Computer Assisted Intervention (MICCAI)*, pages 488–498. Springer Nature Switzerland, 2024. .
- Songtao Jiang, Yuan Wang, Sibao Song, Tianxiang Hu, Chenyi Zhou, Bin Pu, Yan Zhang, Zhibo Yang, Yang Feng, Joey Tianyi Zhou, et al. Hulu-med: A transparent generalist model towards holistic medical vision-language understanding. *arXiv preprint arXiv:2510.08668*, 2025a.
- Songtao Jiang, Yuan Wang, Sibao Song, Yan Zhang, Zijie Meng, Bohan Lei, Jian Wu, Jimeng Sun, and Zuozhu Liu. Omniv-med: Scaling medical vision-language model for universal visual understanding. *arXiv preprint arXiv:2504.14692*, 2025b.
- Jiajie Li, Garrett Skinner, Gene Yang, Brian R Quaranto, Steven D Schwaartzberg, Peter CW Kim, and Jinjun Xiong. Llava-surg: towards multimodal surgical assistant via structured surgical video learning. *arXiv preprint arXiv:2408.07981*, 2024.
- Yaoqian Li, Xikai Yang, Dunyuan Xu, Yang Yu, Litao Zhao, Xiaowei Hu, Jinpeng Li, and Pheng-Ann Heng. Surgpub-video: A comprehensive surgical video framework for enhanced surgical intelligence in vision-language model. In *Proceedings of the AAAI Conference on Artificial Intelligence*, volume 40, pages 6628–6635, 2026.
- Yifei Li, Junbo Niu, Ziyang Miao, Chunjiang Ge, Yuanhang Zhou, Qihao He, Xiaoyi Dong, Haodong Duan, Shuangrui Ding, Rui Qian, Pan Zhang, Yuhang Zang, Yuhang Cao, Jiaqi Wang, and Dahua Lin. OVO-bench: How far is your video-LLMs from real-world online video understanding? In *Proceedings of the IEEE/CVF Conference on Computer Vision and Pattern Recognition (CVPR)*, 2025. [arXiv:2501.05510](#).
- Junming Lin, Zheng Fang, Chi Chen, Zihao Wan, Fuwen Luo, Peng Li, Yang Liu, and Maosong Sun. Streaming-Bench: Assessing the gap for MLLMs to achieve streaming video understanding. *arXiv preprint arXiv:2411.03628*, 2024.
- Chinedu Innocent Nwoye, Tong Yu, Saurav Sharma, Aditya Murali, Deepak Alapatt, Armine Vardazaryan, et al. CholecTriplet2021: A benchmark challenge for surgical action triplet recognition. *Medical Image Analysis*, 86: 102803, 2023. .
- Lalithkumar Seenivasan, Mobarakol Islam, Adithya K. Krishna, and Hongliang Ren. Surgical-VQA: Visual question answering in surgical scenes using transformer. In *Medical Image Computing and Computer Assisted Intervention (MICCAI)*, pages 33–43. Springer Nature Switzerland, 2022. .
- Pia H. Smedsrud, Vajira Thambawita, Steven A. Hicks, Henrik Gjestang, Oda Olsen Nedrejord, Espen Næss, Hanna Borgli, Debesh Jha, Tor Jan Derek Berstad, Sigrun L. Eskeland, Mathias Lux, Håvard Espeland, Andreas Petlund, Duc Tien Dang Nguyen, Enrique Garcia-Ceja, Dag Johansen, Peter T. Schmidt, Ervin Toth, Hugo L. Hammer, Thomas de Lange, Michael A. Riegler, and Pål Halvorsen. Kvasir-Capsule, a video capsule endoscopy dataset. *Scientific Data*, 8(1):142, 2021. .

Ralf Stauder, Daniel Ostler, Michael Kranzfelder, Sebastian Koller, Hubertus Feußner, and Nassir Navab. The TUM LapChole dataset for the M2CAI 2016 workflow challenge. Technical report, Technical University of Munich, 2016. arXiv:1610.09278.

Gemini Team, Rohan Anil, Sebastian Borgeaud, Jean-Baptiste Alayrac, Jiahui Yu, Radu Soricut, Johan Schalkwyk, Andrew M Dai, Anja Hauth, Katie Millican, et al. Gemini: a family of highly capable multimodal models. *arXiv preprint arXiv:2312.11805*, 2023.

Yuan Wang, Jiayang Liu, Shujian Gao, Bin Feng, Zhihang Tang, Xiaotang Gai, Jian Wu, and Zuozhu Liu. V2t-cot: From vision to text chain-of-thought for medical reasoning and diagnosis. In *International Conference on Medical Image Computing and Computer-Assisted Intervention*, pages 658–668. Springer, 2025.

Yuan Wang, Shujian Gao, Jiayang Liu, Songtao Jiang, Xia Haoxiang, Xiaotian Zhang, Zhaolu Kang, Yemin Wang, and Zuozhu Liu. Beyond n-grams: A hierarchical reward learning framework for clinically-aware medical report generation. In *Proceedings of the AAAI Conference on Artificial Intelligence*, volume 40, pages 33719–33727, 2026.

Haoning Wu, Dongxu Li, Bei Chen, and Junnan Li. LongVideoBench: A benchmark for long-context interleaved video-language understanding. In *Advances in Neural Information Processing Systems (NeurIPS), Datasets and Benchmarks Track*, 2024. arXiv:2407.15754.

Weiwen Xu, Hou Pong Chan, Long Li, Mahani Aljunied, Ruifeng Yuan, Jianyu Wang, Chenghao Xiao, Guizhen Chen, Chaoqun Liu, Zhaodonghui Li, et al. Lingshu: A generalist foundation model for unified multimodal medical understanding and reasoning. *arXiv preprint arXiv:2506.07044*, 2025.

Jinguo Zhu, Weiyun Wang, Zhe Chen, Zhaoyang Liu, Shenglong Ye, Lixin Gu, Hao Tian, Yuchen Duan, Weijie Su, Jie Shao, et al. Internvl3: Exploring advanced training and test-time recipes for open-source multimodal models. *arXiv preprint arXiv:2504.10479*, 2025.