

Meta-Benchmarks for Financial-Services LLM Evaluation

Blair Hudson

Commonwealth Bank of Australia

blair@cba.com.au

July 2026

Abstract: Public LLM leaderboards optimise for global average performance and do not capture the specific cognitive demands of financial-services work: a model that leads on MMLU-Pro may underperform on document-grounded compliance reasoning, and a coding leader may handle multi-turn customer interactions poorly. We present a meta-benchmarking framework that organises 452 publicly reported benchmarks into 41 O*NET Generalized Work Activities and aggregates those into 38 BIAN banking business domains spanning sales, operations, risk, and support work. A multiplicative weighting scheme (discrimination \times coverage \times recency), computed over a rolling model window, rewards benchmarks that still separate the best models, are widely reported, and remain in active use, suppressing saturated legacy tests automatically. These weights scale the K-factor in a pairwise Elo tournament, producing cross-benchmark-comparable work-activity scores without raw score normalisation; business-domain scores are weighted averages of the constituent work-activity Elos. We demonstrate the framework on a point-in-time public snapshot covering 288 models across 25 organisations as of June 2026, and describe the methodology, full taxonomy, design decisions, and limitations with the aim of making the approach reproducible for institutions facing similar selection and governance challenges.

Keywords: LLM evaluation, benchmark aggregation, financial services, work-activity taxonomy, capability scoring, meta-benchmarking

1 Introduction

Public LLM leaderboards present aggregate scores that blend performance across tasks ranging from undergraduate trivia to competitive programming. For an organisation selecting and governing models for specific operational purposes, these aggregates are insufficient: a model that leads on MMLU-Pro may underperform on document-grounded compliance reasoning; a coding leader may score poorly on multi-turn customer interaction tasks. Selecting and governing AI models for regulated industries requires a more precise tool.

We describe a meta-benchmarking framework developed in a financial-services research context to address this gap. It introduces no new benchmarks. Instead, it aggregates 452 existing publicly reported benchmarks into 41 work activities drawn from the O*NET Generalized Work Activities taxonomy (National Center for O*NET Development 2024), and further aggregates those into 38 banking business domains drawn from the BIAN Service Landscape 14.0.0 (Banking Industry Architecture Network 2024). A dynamic weighting scheme rewards benchmarks that are actively contested at the frontier and suppresses those that have been saturated or are rarely attempted by recent models.

The contribution is fourfold. First, we articulate a principled taxonomy mapping benchmarks to standardised work activities and banking business domains, grounded in established external standards (O*NET and BIAN). Second, we describe a weighting and normalisation methodology that handles the heterogeneous and rapidly evolving landscape of public benchmarks without requiring manual score curation. Third, we




Figure 1: The evaluation pyramid. Reading bottom-up, 288+ models are scored on 452 public benchmarks, which are mapped to 41 ONET Generalized Work Activities, aggregated into 38 BIAN business domains, and grouped under five BIAN Business Areas.

describe practical applications of the resulting capability profiles in preliminary model comparison, risk-informed screening, and governance research. Fourth, we provide sufficient methodological detail to make the taxonomy and aggregation approach reproducible for institutions facing similar model-selection and governance challenges.

The analysis in this paper uses publicly reported benchmark data only. Rankings, capability assessments and all applications described are based on this public evidence base and are not necessarily representative of Commonwealth Bank of Australia’s deployed AI systems, operational processes, procurement decisions, or provider relationships. Any model considered for operational use would require separate privacy, security, legal, risk, compliance and governance review.

1.1 Why not evaluate on internal benchmarks?

An alternative approach is to build organisation-specific benchmarks drawn from internal data and operational workflows. This is conceptually attractive: domain-specific evaluation should, in principle, be more relevant than general-purpose tests. In practice, however, several challenges make this approach hard to sustain at the current pace of model releases.

Velocity and coverage. The rate of model releases has accelerated sharply from 2024 onward (Section 3). Running internal benchmarks against each new release across every relevant capability area can place sustained pressure on evaluation capacity in regulated institutions.

Execution cost. Running even a modest benchmark suite across hundreds of model-capability combinations requires significant API spend or dedicated GPU allocation, a recurring cost that must be justified against the marginal information gain relative to public benchmarks.

Cyber and risk management overhead per model. Internal benchmarking requires that a model first pass supplier and cyber onboarding, security assessment, provider due diligence, data handling agreements, and access controls. Completing this for every candidate before evaluation is a sequencing challenge that is hard to sustain as the candidate pool grows, and many models are only accessible through providers with whom the institution has no existing commercial relationship.

Benchmark curation and discrimination. Constructing examples that genuinely discriminate between frontier models, rather than being memorised or trivially solved, requires domain expertise and iterative refinement; a poorly designed benchmark may rank models identically and provide no actionable signal.

Maintenance overhead. Financial-services task distributions shift with new products, regulatory changes, and organisational restructuring. Internal benchmarks require periodic re-curation to remain valid, an ongoing cost frequently underestimated at inception.

The framework described in this paper addresses these challenges by aggregating from the large and continuously refreshed body of public benchmarks, applying a weighting scheme that automatically tracks which benchmarks carry discriminating power at the current frontier, and mapping them to a taxonomy grounded in the structure of financial-services work. This reduces the need to use sensitive internal data during preliminary screening, while not replacing internal evaluation or governance.

1.2 Methodology overview

The pipeline has four stages: benchmark collection and normalisation (Section 3), composite weight computa-

tion (Section 4), pairwise Elo scoring (Section 5), and capability aggregation (Section 6).

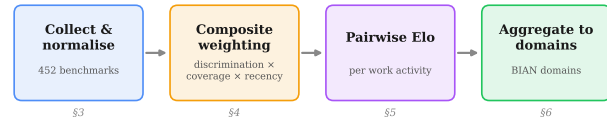


Figure 2: The four-stage pipeline: benchmarks are collected and normalised, assigned composite weights from discrimination, coverage and recency, scored into a per-work-activity Elo rating through pairwise comparison, and aggregated into BIAN business-domain profiles.

Pairwise Elo treats each benchmark as a series of head-to-head model comparisons: for every pair of models sharing a benchmark score, the higher-scoring model is credited with a win and the lower with a loss, and each comparison updates their ratings by an amount proportional to the benchmark’s composite weight. Running these comparisons across all benchmarks in a task produces a single rating scale comparable across benchmarks regardless of their absolute score ranges or difficulty. The mechanics are detailed in Section 5.

2 Related Work

2.1 General Evaluation and Benchmark Aggregation

Aggregating LLM performance into composite scores has been approached from several angles. The Holistic Evaluation of Language Models (HELM) framework (Liang et al. 2023) evaluates models on a curated suite of scenarios and metrics, emphasising coverage and transparent metric construction; BIG-Bench and its harder variant (Srivastava et al. 2023; Suzgun et al. 2023) aggregate over 200 contributed tasks; and the Open LLM Leaderboard (Fourrier et al. 2024) maintains continuous community rankings with periodic refreshes to counteract saturation. The lm-evaluation-harness (Gao et al. 2024) standardises execution for reproducing published results. Our work is complementary: we aggregate scores from public reports rather than rerunning evaluations, focusing on the meta-level question of which benchmarks carry evidential weight for a given domain.

Chatbot Arena (Chiang et al. 2024) applies pairwise Elo over human preference judgements, providing a conversational-quality measure orthogonal to task-based benchmarks. We use a similar pairwise comparison procedure, but over reported benchmark scores, normalised to a 50-centred scale for interpretability (Section 5).

2.2 Benchmark Saturation, Contamination, and Dynamic Evaluation

A key challenge in benchmark aggregation is saturation: once a critical mass of models exceeds 90% accuracy on a benchmark, it ceases to discriminate among frontier systems (Kiela et al. 2021). MMLU (Hendrycks et al. 2021), for example, was the dominant general benchmark through 2023 but saturated as frontier models consistently exceeded 90% accuracy. MMLU-Pro (Y. Wang et al. 2024) was designed as a harder successor with more reasoning-intensive questions and greater resistance to prompting artefacts. GPQA (Rein et al. 2024) targets expert-level science questions, and the Humanity’s Last Exam (HLE) (Phan et al. 2025) comprises questions that evaded solution by all tested models at release. LiveBench (White et al. 2025) was designed explicitly around contamination concerns: it is updated monthly with new problems drawn from recent competitive programming, mathematics, and reasoning challenges, making it difficult to include in pre-training data.

Contamination risks, where benchmark examples appear in pre-training corpora, compound the saturation problem (Xu et al. 2024; Chen et al. 2025). Our weighting scheme addresses both concerns by measuring discrimination among top scorers within a rolling time window, automatically suppressing saturated or contaminated benchmarks as their frontier-separation falls without requiring manual benchmark lifecycle management.

2.3 Task Taxonomies and Capability Ontologies

Grouping NLP tasks into higher-level categories has a long history. Earlier task-suite benchmarks such as GLUE (A. Wang, Singh, et al. 2019) and SuperGLUE (A. Wang, Pruksachatkun, et al. 2019) established the practice of grouped evaluation for natural language understanding, subsequently superseded by larger aggregate benchmarks as model capability grew. In contrast to these supply-side groupings, we define the evaluation taxonomy from the demand side, grounded in two established external standards: the O*NET Generalized Work Activities catalogue of the cognitive work commonly performed across occupations, and the BIAN Service Landscape of banking business domains, rather than the set of available benchmarks.

2.4 Finance and Enterprise LLM Evaluation

General leaderboards do not reliably predict performance on domain-specific tasks. Wu et al. (2023) show that a finance-adapted model outperforms larger general models on financial NLP tasks, establishing that domain specificity matters for evaluation as well

as training. FinBen (Q. Xie et al. 2024) evaluates 42 financial tasks across 24 dimensions, and FinanceBench (Islam et al. 2023) reports that even state-of-the-art models with retrieval incorrectly answer or refuse a large share of questions over real company filings, a finding that directly motivates domain-specific evaluation. HELM Finance (Stanford CRFM 2024) adapts HELM to financial tasks including FinQA, FinanceBench, and BANKING77. Collectively these works establish that domain-specific evaluation matters and that general leaderboards are insufficient for regulated-industry deployment decisions.

2.5 Agentic and Workflow Evaluation

Financial-services use cases increasingly involve agentic workflows: multi-turn interactions with tools, structured data sources, and external systems. τ -bench (Yao et al. 2025) evaluates agents interacting with tools and simulated users in realistic domains while following domain-specific rules, reporting that even strong models struggle with reliable task completion in customer-service settings. SWE-bench Verified (OpenAI 2024) is a human-validated subset of software engineering tasks providing reliable coding-agent evaluation directly relevant to software-engineering work activities. The Berkeley Function Calling Leaderboard (Patil et al. 2023) evaluates function and tool-calling reliability on real-world APIs and is periodically updated, making it a key discriminator in our Tool Use task. OS-World (T. Xie et al. 2024) provides execution-based evaluation of multimodal computer-use agents on real desktop environments, directly relevant to autonomous operational tasks in the Vision & GUI dimension. These agentic benchmarks complement knowledge-based tests by evaluating reliable execution rather than accuracy on isolated questions.

3 Benchmark Collection

3.1 Data Source

Benchmark scores are sourced from the LLM Stats API (“LLM Stats: Aggregated LLM Benchmark Results” 2024) (<https://llm-stats.com>), which aggregates publicly reported evaluation results from provider technical reports, third-party evaluation organisations, and community-maintained leaderboards.

Scores are aggregated into a single versioned snapshot: one record per model, holding its raw benchmark scores, benchmark metadata (label, date range, score distribution), and the benchmark-to-activity and activity-to-domain mappings described in subsequent sections. Raw upstream scores are not modified; work-activity and business-domain scores are derived from them using

the methodology that follows.

Data snapshot. All scores in this paper are drawn from a fetch performed in June 2026. The snapshot is pinned at this date; scores for subsequent model releases or retroactive benchmark additions are not reflected, and results may differ if regenerated against a later snapshot.

3.2 Model Coverage

As of June 2026, the dataset covers 288 models from 25 organisations spanning the period January 2022 to June 2026. Organisations represented include Anthropic, Google DeepMind, OpenAI, Meta AI, Mistral, xAI, Alibaba (Qwen), Cohere, and others. Models range from sub-7B parameter open-weight instruction models to proprietary frontier systems. The dataset includes both open-weight models (released under Apache 2.0, MIT, Llama Community, and similar licences) and proprietary API-access models.

3.3 Model Releases

The count of models released per quarter, broken down by open-weight and proprietary type, is shown in Figure 3. Release pace accelerated markedly from 2024 onward within the indexed model population.

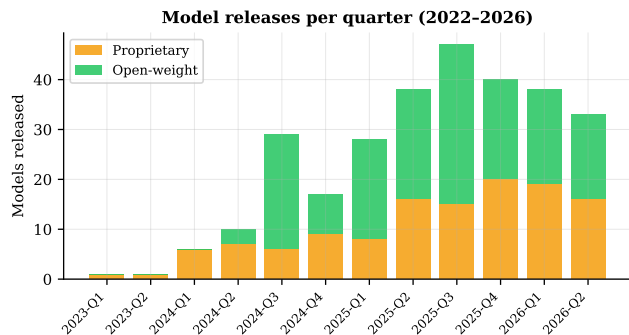


Figure 3: Model releases per quarter (2022–2026), split by open-weight (green) and proprietary (amber). Release pace accelerated markedly from 2024-Q2 onward.

3.4 Benchmark Catalogue

The current catalogue contains 452 unique benchmark identifiers mapped across 41 work activities (Section 6.6). The mapping is many-to-many: a benchmark may appear in multiple work activities (for example, MMLU maps to Analyzing Data or Information, Judging the Qualities of Objects, Services, or People, and Updating and Using Relevant Knowledge), and each work activity contains multiple benchmarks. The total number of benchmark–work-activity assignments is $1,750$.

Benchmarks with fewer than three scored models in the current rolling window receive weight zero and do not contribute to work-activity scores for that period; they remain in the catalogue for historical periods. The pipeline does not impute missing scores, a model without a score on a benchmark is not included in scoring for that benchmark.

The number of benchmark identifiers per work activity is shown in Figure 4; the full list is provided in Appendix A.

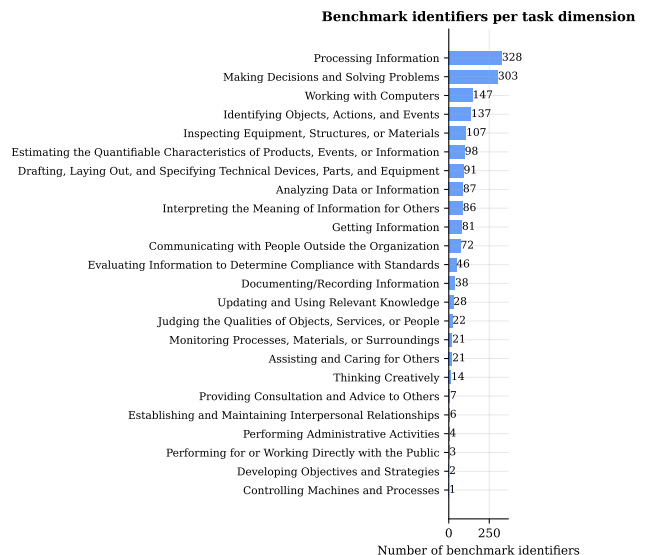


Figure 4: Number of benchmark identifiers assigned to each work activity. Information-processing activities such as Processing Information and Making Decisions and Solving Problems are the most heavily covered; physical and managerial activities have no public benchmark coverage.

4 Task Groupings and Composite Benchmark Weights

4.1 Benchmark-to-Task Mapping

Each benchmark is assigned to one or more task dimensions via a structured configuration file. The mapping is managed independently of the pipeline code so new benchmarks can be categorised without code changes. Task assignments are made on the basis of what the benchmark primarily measures, not the domain of its questions: for example, MMLU appears in both General Reasoning and Finance & Business because its questions span both domains; SWE-Bench appears only in Coding because it tests software engineering task completion.

When a benchmark appears in multiple tasks, its score contributes to the computation of each assigned task independently. There is no normalisation across tasks

to prevent double-counting, a benchmark like MMLU appearing in three tasks will influence all three task scores separately.

4.2 Composite Benchmark Weights

Not all benchmarks contribute equally to a task score. A benchmark on which all evaluated models score above 90% carries no information about relative capability. Conversely, a benchmark that only 5% of recent models have attempted may reflect specialisation bias rather than broad model quality. The framework addresses both concerns with a multiplicative weight:

$$w_b = \text{disc}_b \times \text{coverage}_b \times \text{recency}_b$$

In plain terms, a benchmark earns weight only if it still separates the top models (discrimination), is widely reported (coverage), and is still being attempted by recently released models (recency); failing any one of the three heavily discounts it. Each factor is independently normalised to $[0, 1]$ across all active benchmarks in the current period, so that the best benchmark on each dimension scores 1.0. Normalising across all benchmarks rather than within each task means a benchmark’s weight reflects its absolute discriminative power relative to the full population: a benchmark in a task with strong frontier competition receives a higher weight than one in a task with uniformly weak separation, even if both rank first within their own task group. The three factors are:

Discrimination (disc_b): a benchmark is only useful for ranking if the best models still score differently on it. We measure this as the spread of scores among the top 10 scorers on benchmark b from models released within the rolling window (default: 12 months): a wide spread means the benchmark still separates the leaders, while a narrow spread means they have all approached the ceiling. Restricting to the top 10 ensures that discrimination reflects separation at the frontier rather than variance introduced by weaker models that have no bearing on which leading model is best. Benchmarks with fewer than 3 recent models receive $\text{disc}_b = 0$.

Coverage (coverage_b): the fraction of all models released within the rolling window that have a score on benchmark b . A benchmark that only 5% of recent models have attempted carries weaker evidence than one that is near-universal. Coverage is best interpreted as a confidence weight rather than a validity weight: a widely-reported benchmark is not necessarily better, but there is stronger evidence that the score is representative. A niche benchmark highly relevant to financial services (e.g. a compliance-specific test with few reported results) will receive lower coverage weight; this is a known limitation addressed in Section 9.

Recency (recency_b): the mean normalised age of recent

model scores on benchmark b , where 0 represents the oldest model in the window and 1 represents the newest. Benchmarks where the most recently released models have scores are preferred over those that only older models in the window have attempted.

4.3 Weight Formula, Properties, and Benchmark Lifecycle

The multiplicative form ensures a benchmark must perform well on all three dimensions to receive significant weight. A highly discriminating benchmark that is rarely attempted (low coverage) or only by old models (low recency) is down-weighted accordingly. For example, a benchmark with $\text{disc} = 0.9$, $\text{coverage} = 0.2$, $\text{recency} = 0.3$ receives weight $0.9 \times 0.2 \times 0.3 = 0.054$, nearly irrelevant despite high discrimination.

The weight w_b scales the influence of benchmark b on task scores; its role in the scoring algorithm is described in Section 5.

Weights are computed **per period**: at each point in the timeline, only models available up to that month are used to compute discrimination, coverage, and recency. Early periods (2022–2023) are therefore governed by the benchmarks that were discriminating then (e.g. MMLU, HellaSwag), while recent periods up-weight newer harder tests (e.g. GPQA, HLE, ARC-AGI-v2). This also handles the benchmark lifecycle without manual intervention: as frontier models converge on a benchmark and its discrimination falls toward zero, its composite weight approaches zero regardless of coverage or recency. The benchmark stops contributing to scores even though its historical results remain. This pattern, active discrimination, saturation, supersession, is well documented in the evaluation literature (Liang et al. 2023; Kiela et al. 2021).

This lifecycle pattern is illustrated for a curated set of coding benchmarks from 2022 to 2026 in Figure 5. HumanEval and MBPP, introduced as foundational code generation tests, show strong initial discrimination that erodes progressively as models achieve near-perfect pass rates. LiveCodeBench variants maintain higher discrimination as the benchmark is designed for continuous refresh with new competitive programming problems. SWE-Bench Verified and Aider Polyglot introduce agentic coding evaluation from 2024 onward, opening a new discrimination frontier as models begin to differ substantially in their ability to complete real-world software tasks rather than isolated function generation.

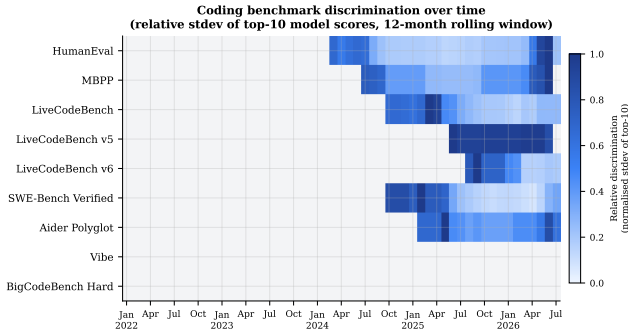


Figure 5: Discrimination heat map for selected coding benchmarks, 2022–2026. Cell intensity represents the normalised standard deviation of top-10 model scores within the 12-month rolling window ending at each month (grey = no data; dark blue = maximum discrimination). HumanEval and MBPP saturate early; LiveCodeBench variants and agentic benchmarks (SWE-Bench, Aider) sustain frontier separation through 2026.

5 Aggregate Task Score

5.1 Pairwise Elo

Raw benchmark scores are not directly comparable across benchmarks. GPQA scores cluster in the range 0.5–0.8 for frontier models while HumanEval scores span 0.4–0.99; AIME 2025 scores for leading models span 0.6–0.95 while HellaSwag scores approach a ceiling near 0.95 for the same models. A weighted average of raw scores would mix benchmark difficulty, scale, and spread into a single number that means little.

We address this using **pairwise Elo**: for each task T , models are compared head-to-head on every benchmark assigned to that task. The composite benchmark weight w_b from Section 4 scales the K-factor for that benchmark’s pairwise comparisons. Benchmarks with high discrimination, coverage, and recency exert proportionally more influence over the final rating; saturated or low-coverage benchmarks exert proportionally less.

For a pair of models (i, j) compared on benchmark b :

$$K_b = K_{\text{base}} \cdot w_b \quad \Delta R_i = K_b (S_i - E_i)$$

where $K_{\text{base}} = 32$, $S_i \in \{0, 0.5, 1\}$ is the match outcome (win/draw/loss determined by raw benchmark score), and $E_i = 1/(1 + 10^{(R_j - R_i)/400})$ is the expected score under the current ratings, that is, the win probability implied by the rating gap. A model gains rating when it wins more than expected and loses rating when it wins less. The K-factor controls how much a single comparison can move a rating, so scaling it by the benchmark weight w_b lets stronger benchmarks pull ratings harder than saturated or rarely-attempted ones. Ratings are initialised at 1500 (equal for all models).

The tournament runs for 20 passes over all model-pairs on all benchmarks in the task. Multiple passes are needed because early comparisons in a pass shift the ratings used by later comparisons, so information must propagate over several iterations; by 20 passes the per-pass changes are negligible and ratings are treated as converged.

Models absent from a benchmark contribute no comparisons for that benchmark: they are neither rewarded for absence nor penalised. Their Elo is determined entirely by the benchmarks they did attempt. Section 7 examines evidence density per capability explicitly.

5.2 Normalisation and Scale

After convergence, per-task ratings are normalised across all participating models to a fixed mean of 50 and standard deviation of 10:

$$\text{Elo}_m^{(T)} = 50 + 10 \cdot \frac{R_m - \bar{R}}{\sigma_R}$$

where R_m is model m ’s converged pairwise rating for task T , and \bar{R}, σ_R are the mean and standard deviation across all participating models. In effect this restates each model’s rating as a distance from the population average in standard-deviation units, then rescales so that 50 is the mean and each 10 points is one standard deviation. This makes Elo scores comparable across tasks: 50 always represents the population mean, and a model two standard deviations above average scores Elo 70 regardless of the number of benchmarks in the task or their absolute score ranges.

To read a score concretely: Elo 50 is exactly the average model on that task; Elo 60 is one standard deviation above average (roughly the top sixth of the field); Elo 70 is two standard deviations above (roughly the top few per cent); and Elo 40 is one standard deviation below average. A 10-point gap between two models therefore always means the same thing, a full standard deviation of separation, whether the task has three benchmarks or thirty.

Scores are precomputed by the data pipeline and stored in the model records. Because Elo is recomputed from scratch on each run, scores may shift as new benchmarks and models are added, so the score always reflects current comparative evidence rather than a frozen historical snapshot (the cross-run stability implications are discussed in Section 9).

For timeline charts, each period t selects the best proprietary model and best open-weight model from all models released up to that month. There is no monotonic carry-forward of scores, if a newer model surpasses a previous leader, the old leader is simply no longer the period’s representative.

Figures 6 and 7 illustrate the best-observed Elo score trajectory for the Making Decisions and Solving Problems and Working with Computers work activities respectively, from January 2023 to June 2026. The gap between proprietary (amber) and open-weight (green) best-observed scores narrows substantially over this period across both task dimensions.

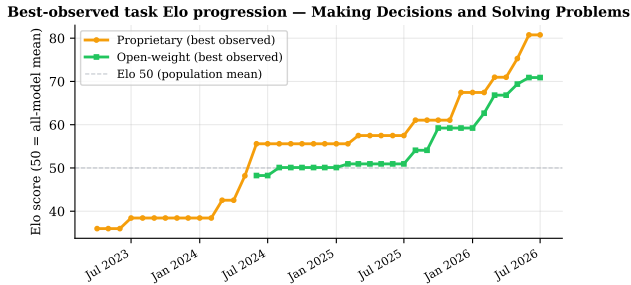


Figure 6: Best-observed Elo score progression for the Making Decisions and Solving Problems work activity in this dataset, January 2023 – June 2026. Amber: best proprietary model in each period. Green: best open-weight model. The gap narrows as open-weight models approach frontier performance.

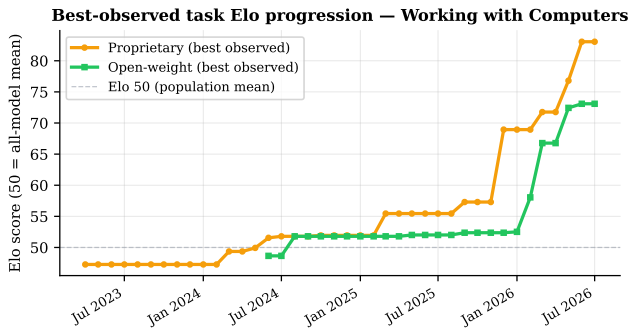


Figure 7: Best-observed Elo score progression for the Working with Computers work activity. The open-weight trajectory shows step-change improvements corresponding to major model releases in this benchmark snapshot.

The distribution of Elo scores across all 288 models for the 12 most-covered work activities is shown in Figure 8. Wide interquartile ranges confirm that current benchmarks continue to meaningfully differentiate models within the dataset.

6 Capability Scores

The capability taxonomy is a research abstraction for organising public benchmark evidence; it is not a statement of deployed systems, approved use cases, or production readiness (see Section 6.4).

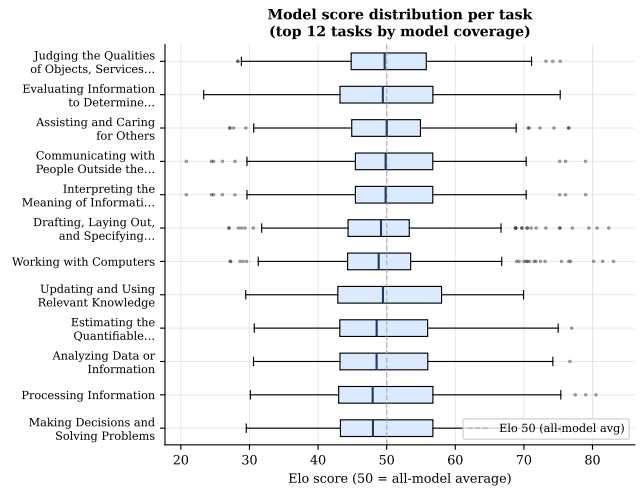


Figure 8: Distribution of model Elo scores per task (top 12 tasks by model coverage). The vertical dashed line marks Elo 50 (all-model average). Wide interquartile ranges confirm that benchmarks continue to discriminate across the full 288-model population.

6.1 Two-Layer Taxonomy

The framework grounds both of its abstraction layers in established external standards. The task layer uses the **O*NET Generalized Work Activities (GWAs)**: 41 broad categories of human work activity maintained by the U.S. Department of Labor, each defined by a set of Intermediate Work Activities that describe the activity in detail. The capability layer uses the **BIAN Service Landscape 14.0.0** business domains: 38 standardised banking business domains grouped into five Business Areas. Both standards are versioned, externally maintained, and independent of any single institution, which makes the taxonomy reproducible and resistant to the selection bias of custom taxonomies.

Public benchmarks are mapped to GWAs (the task layer), and GWAs are mapped to BIAN business domains (the capability layer). The mapping is many-to-many at both layers: a single benchmark may exercise several work activities, and a single work activity contributes evidence to several business domains.

6.2 BIAN Business Domains

The 38 business domains are organised into the five BIAN Business Areas:

- **Sales and Service:** Channel Specific, Cross Channel, Marketing, Sales, Customer Management, Servicing.
- **Reference Data:** Party, External Agency, Market Data, Product Management.
- **Operations and Execution:** Product Specific Ful-

fillment, Loans and Deposits, Investment Management, Trade Banking, Wholesale Trading, Cards, Market Operations, Corporate Financing and Advisory Services, Consumer Services, Cross Product Operations, Payments, Account Management, Operational Services, Collateral Administration.

- **Risk and Compliance:** Bank Portfolio and Treasury, Business Analysis, Regulations and Compliance, Models.
- **Business Support:** IT Management, Non-IT and Non-HR Enterprise Services, Buildings Equipment and Facilities, Business Command and Control, Finance, Human Resource Management, Knowledge and Intellectual Property Management, Corporate Relations, Business Direction, Document Management and Archive.

6.3 Taxonomy Derivation

Each public benchmark is first mapped to one or more O*NET GWAs based on the cognitive work it actually exercises, read against the GWA definitions and their Intermediate Work Activities. A coding benchmark, for example, maps to *Working with Computers* and *Drafting, Laying Out, and Specifying Technical Devices*; a factual-recall benchmark maps to *Getting Information* and *Evaluating Information to Determine Compliance with Standards*. Each GWA is then mapped to the BIAN business domains whose work it informs, so that benchmark evidence flows upward from benchmarks to work activities to business domains.

All 41 GWAs are mapped to at least one business domain, so every domain is defined in the taxonomy. Benchmark coverage, however, is uneven: only 24 of the 41 GWAs are exercised by any public benchmark. The remaining 17 are physical and managerial activities (e.g. Performing General Physical Activities, Operating Vehicles, Coaching and Developing Others, Resolving Conflicts and Negotiating, Staffing) for which no public language-model benchmark provides evidence. We retain them in the taxonomy rather than dropping them, because their absence is itself a finding: the public benchmark ecosystem concentrates on information-processing work and is largely silent on the physical and interpersonal activities that make up much of real-world banking work.

The configuration files that define both mapping layers are versioned alongside the data snapshot (Section 3), and are updated as new benchmarks emerge for underserved activities. The mappings presented here are a candidate set rather than a definitive one; their status and the rationale for aligning to external standards rather than inventing a bespoke taxonomy are discussed in Section 10.

6.4 Score Semantics

A business-domain Elo score reflects the weight of publicly available benchmark evidence, filtered through the GWA and business-domain mapping, but does not substitute for:

- internal evaluation against production task distributions;
- privacy, data governance, and security review;
- model risk assessment and explainability review;
- human-factors and accessibility evaluation;
- legal review of model licence and terms of use; or
- regulatory compliance assessment against applicable obligations.

The framework is designed to support the *model selection and screening* phase of the model assessment process, providing a structured, reproducible basis for comparing a large population of models before committing to deeper evaluation, not to replace the validation that follows selection.

Business domains whose only contributing GWAs are uncovered by public benchmarks inherit no benchmark evidence and therefore carry no score. They remain in the taxonomy so that coverage gaps are visible rather than hidden.

6.5 Capability Aggregation Formula

A business-domain score is the weighted average of the Elo scores of its constituent work activities:

$$\text{Elo}_{\text{cap}} = \frac{\sum_{t \in C} w_t \cdot \text{Elo}_{m,t}}{\sum_{t \in C} w_t}$$

where C is the set of work activities contributing to the business domain and w_t is the weight assigned to work activity t within that domain. By default, all work activities within a domain contribute equally ($w_t = 1$ for all $t \in C$), making the default formula a simple unweighted average of work-activity Elo scores. Weights are normalised internally (they do not need to sum to a specific value) so that the meaningful quantity is the relative weight of one work activity against another.

Because the constituent work-activity scores use dynamically computed benchmark weights (Section 4), business-domain scores are self-updating: as the model population evolves, newly discriminating benchmarks gain weight and saturated ones lose it automatically (Section 4.3).

6.6 Work-Activity-to-Domain Mapping

The full 41-GWA \times 38-domain mapping is shown as a binary heatmap in Figure 9. Each row is a work activity; each column is a business domain; a blue cell indicates that the work activity contributes evidence to that domain. The complete benchmark-to-activity and activity-to-domain tables are provided in Appendix A.

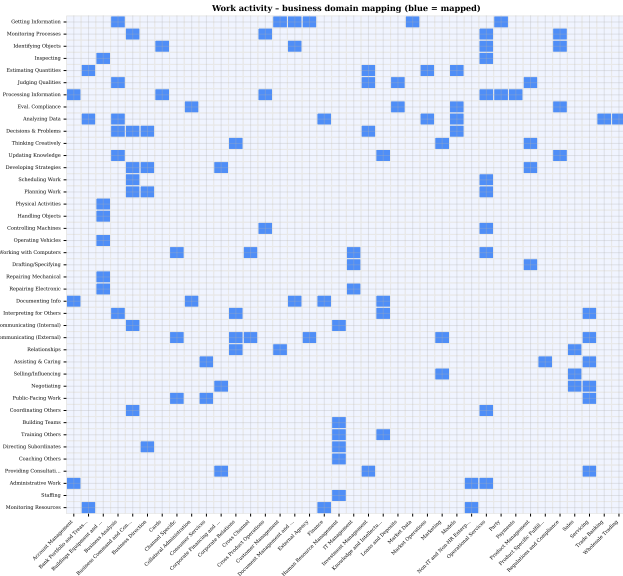


Figure 9: Work-activity to business-domain mapping. Blue cells indicate that benchmark evidence from the work activity is used when computing the business-domain score.

Several structural observations follow from the mapping:

- **Analyzing Data or Information** is the most broadly mapped work activity, contributing to seven business domains, reflecting that analytical reasoning over data underpins risk, treasury, markets, and finance work alike.
- **Getting Information, Processing Information, and Communicating with People Outside the Organization** each contribute to six domains, spanning the full spectrum from reference-data management to customer-facing service.
- The information-processing GWAs that public benchmarks exercise most heavily — **Processing Information** (over 300 mapped benchmarks) and **Making Decisions and Solving Problems** (over 300) — concentrate their evidence in the Operations and Execution and Risk and Compliance areas, while the physical and interpersonal GWAs remain unmeasured.

7 Validation

The framework makes several design choices (the multiplicative K-factor weighting formula, the pairwise Elo tournament, the work-activity-to-domain mapping) that could individually or jointly affect model rankings in ways that are not apparent from the score itself. This section presents four empirical checks: sensitivity of rankings to the K-factor weighting formula, a factor ablation study, rank divergence from global composite rankings, and evidence density across business domains.

7.1 Sensitivity to K-Factor Weighting Scheme

To assess whether the K-factor weighting formula produces rankings that are stable across alternative formulations, we compare four K-scaling schemes for the pairwise Elo tournament:

1. **Uniform K**: each benchmark receives the same base K-factor ($K = 32$).
2. **Discrimination K**: $K \propto \text{disc}_b$ (stdev of top-10).
3. **Disc. \times Coverage K**: $K \propto \text{disc}_b \times \text{coverage}_b$, omitting the recency factor.
4. **Full K ($D \times C \times R$)**: the production formula described in Section 4.

For each scheme, we run the 20-pass pairwise Elo tournament and compute model rankings across four BIAN business domains (IT Management, Regulations and Compliance, Customer Management, and Market Operations), each drawn from a distinct Business Area. Spearman rank correlation ρ is computed between all pairs, averaged across the four domains. Spearman ρ measures how closely two rankings agree, ranging from 1.0 (identical order) through 0 (no relationship) to -1.0 (reversed order); a value near 0.90 means two methods place models in almost the same order.

The resulting 4×4 correlation matrix (Figure 10, left) shows that rankings are highly stable across K-factor schemes ($\rho > 0.90$ in all pairs), with the smallest correlation between uniform and full K weights ($\rho \approx 0.91$). This suggests that the multiplicative K-factor formula does not introduce large-scale rank inversions relative to simpler alternatives; it refines rather than reorders the broad distribution.

The top-12 IT Management rankings under the uniform, Disc. \times Cov., and full K-factor schemes (Figure 10, right) confirm that models at the very top of the frontier are consistent across schemes; the main effect of adding recency weighting is to modestly adjust models whose recent evaluation coverage differs substantially across schemes.

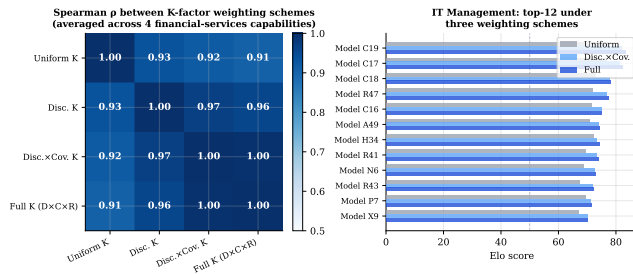


Figure 10: Left: Spearman ρ between four K-factor weighting schemes, averaged across four BIAN business domains. All pairs exceed $\rho = 0.90$. Right: IT Management Elo scores for the top-12 models under three representative schemes. Rankings are broadly consistent; the full formula makes modest adjustments for recent evaluation coverage.

7.2 Factor Ablation

To examine the contribution of individual weight factors, Table 1 shows the top-10 IT Management rankings under discrimination-only, discrimination \times coverage, and the full formula. Ranks are shown as Δ from the full-formula ordering.

Table 1: IT Management ranking stability under weighting ablations (top-10 models by full-formula rank). Δ = rank position change relative to full-formula ordering. The top three positions are stable across all schemes; mid-tier models in the top-10 shift by up to 5 positions, suggesting that discrimination is the dominant factor but that coverage and recency provide meaningful refinement for models with uneven benchmark participation.

Model	Disc. only Δ	Disc. \times Cov. Δ	Full rank
Model C19	+1	0	1
Model C17	-1	0	2
Model C18	0	0	3
Model R47	0	0	4
Model C16	+1	0	5
Model A49	-1	0	6
Model H34	+2	+1	7
Model R41	+4	-1	8
Model N6	-1	0	9
Model R43	+1	0	10

The ablation confirms that discrimination is the dominant factor: removing coverage and recency does not materially change the top-3 ordering. Adding coverage penalises benchmarks that are rarely attempted, narrowing the effective evaluation set for specialised work activities where fewer models are systematically tested. Adding recency further down-weights benchmarks whose most recent results are from models released 18–24 months ago, which primarily affects saturated general-knowledge tests and models that last reported coding results on older suites.

7.3 Rank Divergence from Global Composite Rankings

A key motivation for domain-specific aggregation is that broad composite rankings do not necessarily predict relative capability for specific financial-services use cases. We deliberately do not compare each business domain against a broad financial-services-average score: that average is itself built largely from the general reasoning, coding, and factuality activities that drive the global ranking, so the two would agree almost by construction and tell us nothing. Instead, the global composite rank (the unweighted mean of all work-activity Elos) is plotted against four individual business-domain ranks in Figure 11: IT Management, Customer Management, Regulations and Compliance, and Market Operations, each computed from the single-domain Elo.

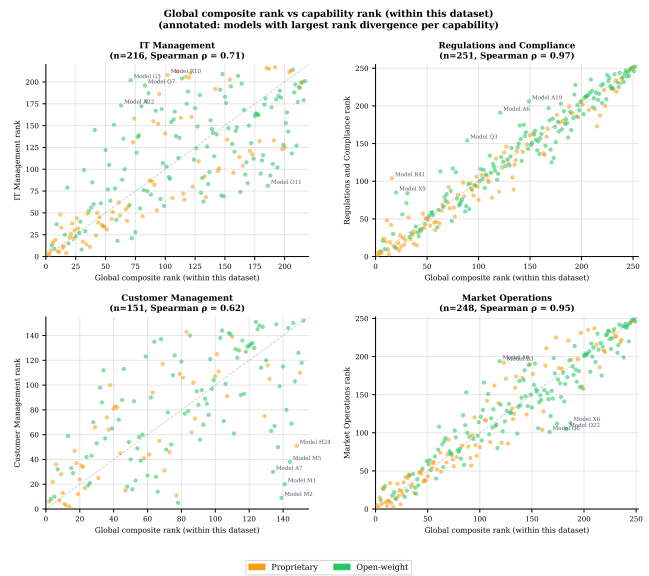


Figure 11: Global composite rank vs per-domain rank for four key BIAN business domains, computed within this dataset (n = models with both global and domain Elo scores). Amber = proprietary, green = open-weight. Diagonal line indicates no divergence; annotated models have the five largest rank differences per panel.

Per-domain Spearman ρ values are shown in each panel of Figure 11. The annotated outliers in each panel illustrate the practical decision value of the framework: models whose global composite rank diverges from their ranking on a specific business domain. The magnitude of divergence varies across domains and across the pool of models reporting scores in each.

7.4 Evidence Density by Business Domain

Business-domain scores are not equally well-evidenced across all 38 domains. It is important to distinguish two separate concepts: *catalogue breadth* (the number

of benchmark identifiers feeding a domain, via Figure 4) and *model evidence density* (the fraction of models in the dataset that have actually reported scores on those benchmarks). A domain with many benchmarks may still have low model evidence density if the relevant benchmarks are rarely run. For example, a domain whose contributing benchmarks almost no model has actually run has high catalogue breadth but low evidence density: many rulers, few measurements.

Model evidence density per business domain, the fraction of models with strong (≥ 3 relevant benchmark scores), sparse (1–2 benchmarks), or no evidence, is shown in Figure 12.

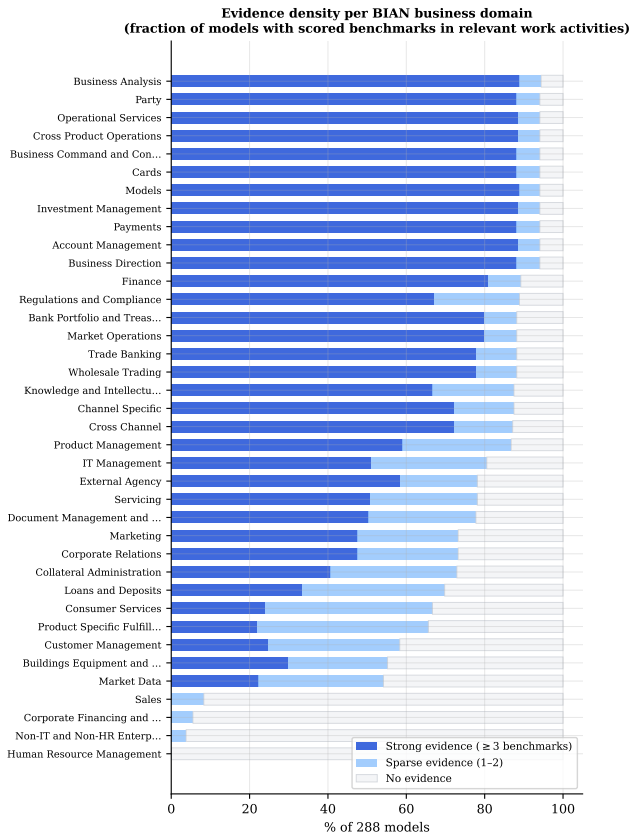


Figure 12: Model evidence density per BIAN business domain. Dark blue = strong evidence (≥ 3 relevant benchmark scores); light blue = sparse (1–2); grey = no evidence. Domains drawing on coding and general-reasoning work activities have the densest model evidence, while domains reliant on specialist regulatory or financial benchmarks have notably sparse evidence, reflecting gaps in public benchmark availability for regulated domain tasks.

Domains dependent on specialist benchmarks — those drawing on Regulations and Compliance, Models, and Finance work — have notably lower model evidence density, reflecting a genuine gap in the public evaluation landscape for regulated domain tasks: few widely-

adopted benchmarks exist for compliance-specific reasoning, financial-crime investigation, or Australian regulatory knowledge. For these domains, the Elo should be treated as a weak proxy signal, and internal evaluation against institution-specific task distributions is particularly important.

8 Applications in Model Selection and Governance

The capability profiles produced by the meta-benchmarking framework are intended as practical inputs to model-screening and governance support in a regulated institution, not solely research artefacts. This section describes four categories of application, each targeting a distinct risk or governance need.

8.1 Model selection

The first application is identifying strong candidate models for a use case before any use-case-specific evaluation is built. Public leaderboards rank models by global aggregate score; a model that leads overall may rank poorly on the specific business domains a use case requires. A use case is mapped to one or more business domains from the taxonomy (Section 6), and the domain scores produce a shortlist of plausible candidates with a principled, traceable basis grounded in the relevant benchmark evidence. For example, a contract review use case maps primarily to the Regulations and Compliance and Document Management and Archive domains; a model that leads on general reasoning but lacks specialised legal and document handling performance can be correctly de-prioritised as a candidate despite its global ranking. The framework narrows the field of models worth evaluating; the selection decision itself rests on a purpose-built evaluation written for that use case, able to test the shortlisted candidates against representative task data. The reasoning behind a candidate shortlist can be traced through business-domain scores to the underlying benchmark evidence, making the screening step auditable. Rankings vary substantially across business domains (Figure 13), reinforcing that candidates should be screened against the capabilities a use case actually requires rather than a global aggregate.

8.2 Procurement and provider onboarding

Procuring a new foundation model or onboarding a new model provider requires an evidence base that goes beyond provider-supplied benchmark results, which may be selective or not directly comparable across providers. The business-domain profiles provide a provider-agnostic, cross-model evidence base for procurement evaluation. Candidate models can be assessed against

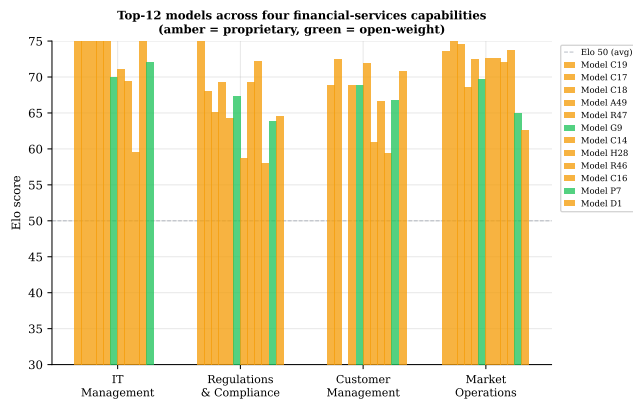


Figure 13: Top-12 models ranked by business-domain Elo across four BIAN business domains. Amber bars indicate proprietary models; green bars indicate open-weight models. Rankings vary substantially across domains, and open-weight models are competitive or leading on several domains, motivating domain-specific rather than global candidate screening.

the same taxonomy regardless of provider, making like-for-like comparisons tractable. Domain score gaps flag specific areas that require additional targeted evaluation before onboarding, for example, if a candidate model scores strongly on IT Management but poorly on Regulations and Compliance, the procurement team can commission targeted testing in that gap rather than running a full bespoke evaluation suite.

This is particularly valuable given the challenges of internal benchmarking described in Section 1.1: the framework provides a credible first-pass filter that substantially narrows the scope of any subsequent internal evaluation.

8.3 Concentration risk and fallback resilience

Deploying a small number of foundation models across many use cases creates concentration risk: dependence on a single provider’s availability, pricing decisions, acceptable-use policies, or model deprecation timelines. For a regulated financial institution, this risk is material and must be actively monitored.

Capability profiles make concentration risk quantifiable. If several high-priority use cases all require a specific capability for which only one provider’s model scores above the acceptable threshold, that dependency is visible and can be surfaced in risk reporting. The same profiles support systematic fallback specification: for each deployed model, candidate substitutes are the next-highest-scoring models on the relevant capability from a *different* provider, within an acceptable Elo delta. The delta quantifies the performance cost of failover: a -2 Elo fallback is materially different from a -10 Elo fallback, and this cost can be factored into operational

risk tolerances. This matters most during availability incidents (an API outage, rate limit breach, or sudden policy change that interrupts access to a deployed model). Any fallback arrangement would require separate operational, security, legal and risk review before implementation.

8.4 Ongoing governance and frontier tracking

Model performance is not static. As new models are released, the relative capability standing of currently deployed models changes. A model that ranked highly in the capability profiles twelve months ago may now be surpassed by a margin that warrants re-evaluation.

The framework produces updated capability profiles as new benchmark data becomes available, enabling institutions to track capability drift over time. Governance policies can be expressed in quantitative terms, for instance by defining a threshold delta above which new public evidence warrants re-evaluation of a currently deployed model. This converts ongoing model governance from an ad-hoc activity into a measurable, threshold-driven process, in which committees review structured capability drift reports rather than interpreting raw benchmark outputs.

9 Assumptions and Limitations

We describe the key assumptions underlying the framework and the limitations that follow from them.

Rolling window definition. The rolling window (default: 12 months) defines “recent” for both discrimination and coverage calculations. A shorter window is more responsive to newly released models but is noisier: a benchmark with only 3 recent models receives the minimum qualifying score. A longer window is more stable but may include models that are no longer competitive at the frontier. The window is configurable; the default of 12 months represents a judgement that models released more than a year ago are unlikely to represent current frontier capability.

Missing scores treated as neutral. Models absent from a benchmark contribute no pairwise comparisons for that benchmark. Their Elo is determined entirely by benchmarks they did attempt. This avoids the distortion of imputing $z = 0$ (benchmark mean) but introduces a cold-start effect: a model with very few benchmark results participates in few comparisons and its rating is determined by a small sample. Such models are flagged as low-evidence in the capability evidence density analysis (Section 7).

Pairwise Elo scores shift with new data. Because Elo is recomputed from scratch on every pipeline run, scores are not stable across snapshots. Adding a new

frontier model compresses the ratings of existing models; adding new benchmarks dilutes the impact of existing ones. Score-shift is bounded by the K-factor and typical changes between runs are small (< 2 Elo points for established models), but users should not compare absolute scores across runs that span major data additions. The reference point of 50 is likewise relative: it is the mean rating of all models in the tournament for a given task after normalisation, not a fixed reference model, and its meaning shifts as the model population changes. Convergence is also approximate rather than guaranteed: twenty passes are sufficient for stable ranks at the model and benchmark counts in this dataset (rank changes between pass 15 and pass 20 are $< 1\%$ of model-task pairs, and sensitivity to K-factor variants is low; Section 7), but the procedure is not formally proven to reach a fixed point. The Elo display scale is an interpretability aid and does not claim a formal relationship with the rating system used in competitive games.

Equal-weight, independent capability averaging.

The default equal-weight aggregation means a consistently mediocre model can score similarly to one that excels on one task and fails on others (both near Elo 50). It also treats task scores as independent inputs, whereas model capabilities are in practice correlated: a model that reasons well generally also tends to perform well on domain-specific reasoning. The aggregation does not model this correlation structure and may therefore over- or under-represent the benefit of task specialisation. This is deliberate: the use-case evaluator is expected to examine individual task scores, and an implementation may allow task weights to be adjusted for specific priorities.

Self-reported scores. All benchmark scores are sourced from publicly reported results. Self-reported scores (published by model providers in technical reports) and independently reproduced scores are mixed in the dataset. No independent verification of reported scores is performed. Scores on benchmarks known to be present in pre-training corpora may be overstated, a risk that applies especially to older, widely known benchmarks (Xu et al. 2024). The dynamic weighting partially mitigates this: if all frontier models score near-perfectly on a contaminated benchmark, its discrimination score falls to near zero and it is effectively excluded from recent task score computation.

LLM Stats coverage gaps. The upstream data source may not index all recently released models; some organisations publish technical reports substantially after model release, causing score availability to lag model availability. The pipeline skips models with no scores rather than imputing values. Models released less than approximately two weeks before the last data refresh may not appear in the dataset.

Manual taxonomy. The benchmark-to-activity and

activity-to-domain mappings are maintained manually in structured configuration files. The taxonomy grounds the activity layer in the O*NET Generalized Work Activities catalogue and the domain layer in the BIAN Service Landscape, but the assignment of benchmarks to activities and activities to domains is subject to the judgement of the maintainer. As new use-case patterns emerge, particularly in multimodal, agentic, and voice-based interaction, the mappings require review and extension. Of the 41 work activities, 17 (predominantly physical and managerial activities such as operating vehicles, staffing, and resolving conflicts) have no public benchmark coverage and therefore contribute no evidence to the domains they map to.

Non-random missingness. Models that are heavily evaluated tend to be frontier proprietary systems from organisations with large evaluation budgets or active research communities. Smaller open-weight models and non-English models are underrepresented in public benchmark coverage. This structural bias means capability scores are most reliable for the most-evaluated models and carry greater uncertainty for less-reported models, a distinction not surfaced by the score alone.

Thin finance and compliance coverage; regulatory obligations not benchmarked. Public benchmarks for general reasoning and coding are abundant and frequently updated, whereas those targeting financial question answering, compliance reasoning, and AML/KYC tasks are relatively sparse (Islam et al. 2023; Q. Xie et al. 2024). Business domains such as Regulations and Compliance, Models, and Finance therefore rely more heavily on proxy work activities (e.g. general reasoning, getting and evaluating information) and carry higher uncertainty than technology-focused domains. Crucially, the scoring does not directly test compliance with jurisdiction-specific obligations: a model that scores well on regulatory and compliance benchmarks may still fail institution-specific policy controls or respond incorrectly to local regulatory definitions. APRA’s 2026 guidance (Australian Prudential Regulation Authority 2026) identifies accountability, auditability, and human oversight as governance requirements that benchmark scores do not assess.

Composite scores can mask critical failures. A high average domain score can coexist with an unacceptable score on a risk-critical work activity (e.g. a high Customer Management Elo that masks poor performance on activities requiring factual grounding). Composite scores should always be examined alongside individual work-activity scores for safety-sensitive domains, and threshold or red-flag checks should be applied before deployment (National Institute of Standards and Technology 2024; Guldemann et al. 2024). More broadly, as described in Section 6, a business-domain score is a screening tool, not a deployment certification: production use in a regulated institution requires additional

technical, legal, and governance review outside the scope of this framework (Bank for International Settlements Financial Stability Institute 2024; Australian Securities and Investments Commission 2024).

Ordinal-only pairwise comparisons. The pairwise Elo tournament uses win/draw/loss outcomes rather than score margins. A model that wins a benchmark by 0.1 percentage points and one that wins by 20 percentage points both receive a win. This discards margin information and may be sensitive to benchmark noise or rounding near boundary score values. A draw threshold, treating near-ties as draws when scores are within a small epsilon of one another, would partially address this, but the appropriate threshold is benchmark-specific and is not currently implemented.

10 Discussion and Future Work

We have described a meta-benchmarking framework that maps 452 publicly reported benchmarks into 41 O*NET work activities and 38 BIAN banking business domains, covering 288 models from 25 organisations. Its central contribution is a dynamic weighting scheme (discrimination \times coverage \times recency) that automatically promotes benchmarks actively contesting frontier performance and suppresses saturated legacy tests, without manual score curation or benchmark lifecycle management. Sensitivity analysis, factor ablation, and rank-divergence checks indicate the resulting rankings are stable and consistent with independent evidence.

The framework addresses a practical gap: public leaderboards optimise for breadth and global average performance, while regulated institutions need evidence about specific business domains. By grounding the taxonomy in established external standards (O*NET work activities and the BIAN Service Landscape) rather than academic convention, the business-domain scores give institutions an auditable, provider-agnostic basis for identifying candidate models, scoping procurement evaluations, quantifying concentration risk, and tracking capability drift over time, narrowing the field before any use-case-specific evaluation is built rather than replacing it.

Rather than introduce yet another bespoke capability framework, we aligned the two abstraction layers to standards that already exist, O*NET Generalized Work Activities for the task layer and the BIAN Service Landscape for the domain layer. This enables future validation because the layers are defined by external authorities, the mappings can be checked against a reference outside the paper, and independent parties can re-map the same benchmarks and compare. Second, it enables extensibility, extends into O*NET’s other task, skill and occupation dimensions (including Intermediate and Detailed Work Activities, and the underlying skills

and abilities), while the domain layer can be refined into the full BIAN service-domain hierarchy.

The benchmark-to-activity and activity-to-domain mappings are a candidate mapping but not a validated ground truth. The alignment to external standards allows further scrutiny and validation based on ground truth data, and improved as the benchmark ecosystem evolves.

Finally, the framework does not yet account for the cost of task completion. A model that reaches a given domain score at a fraction of the inference cost may be the better choice in practice, and future work could fold price and latency into the weighting so that scores reflect not just capability but the efficiency with which it is delivered.

A Taxonomy Tables

This appendix provides the complete benchmark-to-work-activity and work-activity-to-domain mappings in tabular form. All data reflects the state of the taxonomy configuration files as of June 2026.

A.1 Work-Activity-to-Domain Mapping

Table 2 shows the 38 BIAN business domains and the O*NET work activities that contribute evidence to each.

Table 2: BIAN business-domain to work-activity mapping. Each domain lists the O*NET Generalized Work Activities mapped to it.

Business Domain	Contributing Work Activities
Account Management	Processing Information, Documenting/Recording Information, Performing Administrative Activities
Bank Portfolio and Treasury	Estimating the Quantifiable Characteristics of Products, Events, or Information, Analyzing Data or Information, Monitoring and Controlling Resources
Buildings Equipment and Facilities	Inspecting Equipment, Structures, or Materials, Performing General Physical Activities, Handling and Moving Objects, Operating Vehicles, Mechanized Devices, or Equipment, Repairing and Maintaining Mechanical Equipment, Repairing and Maintaining Electronic Equipment
Business Analysis	Getting Information, Judging the Qualities of Objects, Services, or People, Analyzing Data or Information, Making Decisions and Solving Problems, Updating and Using Relevant Knowledge, Interpreting the Meaning of Information for Others
Business Command and Control	Monitoring Processes, Materials, or Surroundings, Making Decisions and Solving Problems, Developing Objectives and Strategies, Scheduling Work and Activities, Organizing, Planning, and Prioritizing Work, Communicating with Supervisors, Peers, or Subordinates, Coordinating the Work and Activities of Others
Business Direction	Making Decisions and Solving Problems, Developing Objectives and Strategies, Organizing, Planning, and Prioritizing Work, Guiding, Directing, and Motivating Subordinates
Cards	Identifying Objects, Actions, and Events, Processing Information
Channel Specific	Working with Computers, Communicating with People Outside the Organization, Performing for or Working Directly with the Public
Collateral Administration	Evaluating Information to Determine Compliance with Standards, Documenting/Recording Information
Consumer Services	Assisting and Caring for Others, Performing for or Working Directly with the Public
Corporate Financing and Advisory Services	Developing Objectives and Strategies, Resolving Conflicts and Negotiating with Others, Providing Consultation and Advice to Others
Corporate Relations	Thinking Creatively, Interpreting the Meaning of Information for Others, Communicating with People Outside the Organization, Establishing and Maintaining Interpersonal Relationships
Cross Channel	Working with Computers, Communicating with People Outside the Organization
Cross Product Operations	Monitoring Processes, Materials, or Surroundings, Processing Information, Controlling Machines and Processes
Customer Management	Getting Information, Establishing and Maintaining Interpersonal Relationships
Document Management and Archive	Getting Information, Identifying Objects, Actions, and Events, Documenting/Recording Information
External Agency	Getting Information, Communicating with People Outside the Organization
Finance	Analyzing Data or Information, Documenting/Recording Information, Monitoring and Controlling Resources

Business Domain	Contributing Work Activities
Human Resource Management	Communicating with Supervisors, Peers, or Subordinates, Developing and Building Teams, Training and Teaching Others, Guiding, Directing, and Motivating Subordinates, Coaching and Developing Others, Staffing Organizational Units
IT Management	Working with Computers, Drafting, Laying Out, and Specifying Technical Devices, Parts, and Equipment, Repairing and Maintaining Electronic Equipment
Investment Management	Estimating the Quantifiable Characteristics of Products, Events, or Information, Judging the Qualities of Objects, Services, or People, Making Decisions and Solving Problems, Providing Consultation and Advice to Others
Knowledge and Intellectual Property Management	Updating and Using Relevant Knowledge, Documenting/Recording Information, Interpreting the Meaning of Information for Others, Training and Teaching Others
Loans and Deposits	Judging the Qualities of Objects, Services, or People, Evaluating Information to Determine Compliance with Standards
Market Data	Getting Information
Market Operations	Estimating the Quantifiable Characteristics of Products, Events, or Information, Analyzing Data or Information
Marketing	Thinking Creatively, Communicating with People Outside the Organization, Selling or Influencing Others
Models	Estimating the Quantifiable Characteristics of Products, Events, or Information, Evaluating Information to Determine Compliance with Standards, Analyzing Data or Information, Making Decisions and Solving Problems
Non-IT and Non-HR Enterprise Services	Performing Administrative Activities, Monitoring and Controlling Resources
Operational Services	Monitoring Processes, Materials, or Surroundings, Identifying Objects, Actions, and Events, Inspecting Equipment, Structures, or Materials, Processing Information, Scheduling Work and Activities, Organizing, Planning, and Prioritizing Work, Controlling Machines and Processes, Working with Computers, Coordinating the Work and Activities of Others, Performing Administrative Activities
Party	Getting Information, Processing Information
Payments	Processing Information
Product Management	Judging the Qualities of Objects, Services, or People, Thinking Creatively, Developing Objectives and Strategies, Drafting, Laying Out, and Specifying Technical Devices, Parts, and Equipment
Product Specific Fulfillment	Assisting and Caring for Others
Regulations and Compliance	Monitoring Processes, Materials, or Surroundings, Identifying Objects, Actions, and Events, Evaluating Information to Determine Compliance with Standards, Updating and Using Relevant Knowledge
Sales	Establishing and Maintaining Interpersonal Relationships, Selling or Influencing Others, Resolving Conflicts and Negotiating with Others

Business Domain	Contributing Work Activities
Servicing	Interpreting the Meaning of Information for Others, Communicating with People Outside the Organization, Assisting and Caring for Others, Resolving Conflicts and Negotiating with Others, Performing for or Working Directly with the Public, Providing Consultation and Advice to Others
Trade Banking	Analyzing Data or Information
Wholesale Trading	Analyzing Data or Information

A.2 Full Benchmark-to-Work-Activity Mapping

Table 3 lists each O*NET work activity with public benchmark coverage, the count of benchmarks assigned to each, and the full set of benchmark identifiers. Benchmark identifiers correspond to the LLM Stats API slug format (lowercase, hyphenated). Many benchmarks appear in multiple work activities; the total count of benchmark-work-activity assignments is 1,750 across 452 unique benchmark identifiers, spanning 24 of the 41 work activities (the remaining 17 are physical and managerial activities with no public benchmark coverage).

Table 3: Full benchmark-to-work-activity mapping (as of June 2026). Each task is an O*NET Generalized Work Activity; benchmark counts reflect unique identifiers assigned to each work activity; a benchmark appearing in multiple activities is counted once per activity.

Work Activity	N	Benchmarks
Analyzing Data or Information	87	acebench, agieval, aime, aime-2024, aime-2025, aime-2026, alignbench, amc-2022-23, bbh, beyond-aime, bfcl-v3, big-bench, big-bench-hard, bixbench, cbnsl, cnmo-2024, codeforces, crag, drop, dynamath, finance-agent, finqa, finsearchcomp-t2-t3, finsearchcomp-t3, french-mmlu, frontiermath, frontierscience-research, functionalmath, gdpval-aa, gdpval-mm, genebench, global-piqa, gpqa, gsm-8k-(cot), gsm8k, gsm8k-chat, hiddenmath, hmmt-2025, hmmt-feb-26, hmmt25, humanity’s-last-exam, imo-answerbench, intergps, ipho-2025, livebench, livebench-20241125, math, math-(cot), math-500, matharena-apex, mathverse-mini, mathvision, mathvista, mathvista-mini, mgsm, mmlu, mmlu-(cot), mmlu-base, mmlu-chat, mmlu-french, mmlu-pro, mmlu-prox, mmlu-redux, mmlu-stem, mmmlu, mmvet, mmvetgpt4turbo, multilingual-mgsm-(cot), olympiadbench, omnimath, openai-mmlu, perceptiointest, phibench, physicsfinals, piqa, polymath, polymath-en, sat-math, scienceqa, stem, supergpqa, theoremqa, truthfulqa, usamo25, we-math, wmdp, writingbench
Assisting and Caring for Others	21	acebench, french-mmlu, healthbench, healthbench-hard, mmlu, mmlu-(cot), mmlu-base, mmlu-chat, mmlu-french, mmlu-pro, mmlu-prox, mmmu, mmmu-(val), mmmu-(validation), mmmuval, openai-mmlu, supergpqa, truthfulqa, videommmu, wmdp, wmt23

(continued on next page)

(continued)

Work Activity	N	Benchmarks
Communicating with People Outside the Organization	72	alignbench, bbh, big-bench, big-bench-extra-hard, big-bench-hard, boolq, c-eval, charadessta, cluewsc, cmmlu, collie, common-voice-15, commonsenseqa, covost2, covost2-en-zh, csimpleqa, eclectic, fleurs, french-mmlu, global-mmlu, global-mmlu-lite, include, lingoqa, maxife, mega-mlqa, mega-tydi-qa, mega-udpos, mega-xcopa, mega-xstorycloze, mm-mt-bench, mmlu, mmlu-(cot), mmlu-base, mmlu-chat, mmlu-french, mmlu-pro, mmlu-prox, mmlu-redux, mmmlu, mt-bench, multi-if, multichallenge, multilf, multilingual-mmlu, multipl-e, multipl-e-humaneval, nova-63, open-rewrite, spider, squality, superglue, tau-bench-airline, tau-bench-retail, tau2-airline, tau2-retail, tau2-telecom, tau3-telecom, tldr9+-(test), translation-en+set1-comet22, translation-en+set1-spbleu, translation-set1-en-comet22, translation-set1-en-spbleu, tydiqa, vatex, voicebench-avg, vqav2-(val), wild-bench, winogrande, wmt23, wmt24+, writingbench, xlsun-english
Controlling Machines and Processes	1	robospacialhome
Developing Objectives and Strategies	2	gdpval-aa, uniform-bar-exam
Documenting/Recording Information	38	alignbench, alpacaeval-2.0, arena-hard, arena-hard-v2, bfcl-v3, cc-ocr, charxiv-d, collie, complexfuncbench, creative-writing-v3, docvqa, eq-bench, govreport, if, ifeval, internal-api-instruction-following-(hard), longbench-v2, mm-if-eval, multi-if, ocrbench, ocrbench-v2, ocrbench-v2-(en), ocrbench-v2-(zh), omnidocbench-1.5, open-rewrite, qmsun, sifo, sifo-multiturn, simplevqa, squality, summscreenfd, textvqa, tldr9+-(test), vqav2, vqav2-(test), vqav2-(val), writingbench, xlsun-english
Drafting, Laying Out, and Specifying Technical Devices, Parts, and Equipment	91	aider, aider-polyglot, aider-polyglot-edit, bigcodebench, bigcodebench-full, bigcodebench-hard, bird-sql-(dev), cc-bench-v2-backend, cc-bench-v2-frontend, cc-bench-v2-repo, cfeval, claw-eval, codegolf-v2.2, crux-o, cruxeval-input-cot, cruxeval-o, cruxeval-output-cot, cybench, cybergym, design2code, evalplus, flame-vlm-code, fullstackbench-en, fullstackbench-zh, gorilla-benchmark-api-bench, humaneval, humaneval+, humaneval-average, humaneval-er, humaneval-mul, humaneval-plus, humanevalfim-average, instruct-humaneval, lbpp-(v2), livecodebench, livecodebench-pro, livecodebench-v5, livecodebench-v5-24.12-25.2, livecodebench-v6, mbpp, mbpp+, mbpp+++base-version, mbpp-evalplus, mbpp-evalplus-(base), mbpp-pass@1, mbpp-plus, mcp-atlas, mle-bench-lite, mm-clawbench, mm-mind2web, mobileminiweb+++sr, multi-swe-bench, multipl-e-mbpp, natural2code, nl2repo, octocodingbench, ojbench, ojbench-cpp, openrca, paperbench, pinchbench, qwenwebbench, repobench, repoqa, seccodebench, skillsbench, swe-bench-multilingual, swe-bench-multimodal, swe-bench-pro, swe-bench-verified, swe-bench-verified-(agentic-coding), swe-bench-verified-(agentless), swe-bench-verified-(multiple-attempts), swe-lancer, swe-lancer-(ic-diamond-subset), swe-perf, swe-review, swt-bench, terminal-bench, terminal-bench-2, terminus, vibe, vibe-android, vibe-backend, vibe-ios, vibe-pro, vibe-simulation, vibe-web, vision2web, visualwebbench, zclawbench
Establishing and Maintaining Interpersonal Relationships	6	alignbench, eq-bench, meld, mt-bench, openai-mmlu, social-iqa

(continued on next page)

(continued)

Work Activity	N	Benchmarks
Estimating the Quantifiable Characteristics of Products, Events, or Information	98	agieval, aime, aime-2024, aime-2025, aime-2026, alignbench, amc-2022-23, arc-agi, arc-agi-v2, arkitscenes, bbh, beyond-aime, big-bench, big-bench-hard, blink, cbns1, cmno-2024, codeforces, countbench, crag, drop, dynamath, embspatialbench, erqa, finqa, finsearchcomp-t2-t3, finsearchcomp-t3, frontiermath, functionalmath, global-piqa, gpqa, graphwalks-bfs-<128k, graphwalks-bfs->128k, graphwalks-parents-<128k, graphwalks-parents->128k, gsm-8k-(cot), gsm8k, gsm8k-chat, hiddenmath, hmmt-2025, hmmt-feb-26, hmmt25, humanity's-last-exam, hypersim, imo-answerbench, intergps, ipho-2025, livebench, livebench-20241125, math, math-(cot), math-500, matharena-apex, mathverse-mini, mathvision, mathvista, mathvista-mini, mgsm, mmlu, mmlu-(cot), mmlu-base, mmlu-chat, mmlu-french, mmlu-pro, mmlu-prox, mmlu-redux, mmlu-stem, mmlu, mmvet, mmvetgpt4turbo, multilingual-mgsm-(cot), mvbench, nuscene, objectron, olympiadbench, omnimath, openai-mmlu, perceptiointest, phibench, physicsfinals, piqa, pointgrounding, polymath, polymath-en, realworldqa, refcoco-avg, refspatialbench, robospialhome, sat-math, scienceqa, screenspot, screenspot-pro, stem, sunrgbd, supergpqa, theoremqa, usamo25, we-math
Evaluating Information to Determine Compliance with Standards	46	agieval, attaq, cybench, cybergym, cybersecurity-ctfs, facts-grounding, factscore, french-mmlu, gdpval-aa, groundui-1k, ifbench, ifeval, longfact-concepts, longfact-objects, lsat, mask, miabench, mmlu, mmlu-(cot), mmlu-base, mmlu-chat, mmlu-french, mmlu-pro, mmlu-prox, multi-if, openai-mmlu, openbookqa, osworld-g, osworld-screenshot-only, pointgrounding, pope, popqa, refcoco-avg, refspatialbench, screenspot, screenspot-pro, sifo, simpleqa, supergpqa, triviaqa, truthfulqa, uniform-bar-exam, voicebench-avg, wmdp, writingbench, xstest
Getting Information	81	aa-1cr, bixbench, browsecomp, browsecomp-long-128k, browsecomp-long-256k, browsecomp-v1, browsecomp-zh, complexfuncbench, corpusqa-1m, crag, deepsearchqa, egoschema, facts-grounding, factscore, finsearchcomp-t2-t3, finsearchcomp-t3, flenqa, frames, frontierscience-research, genebench, govreport, graphwalks-bfs->128k, graphwalks-parents->128k, groundui-1k, infinitebench-en.mc, infinitebench-en.qa, longbench-v2, longfact-concepts, longfact-objects, longvideobench, lvbench, mlvu, mm-browsercomp, mmlongbench-doc, mmsearch, mmsearch-plus, mrcr, mrcr-128k-(2-needle), mrcr-128k-(4-needle), mrcr-128k-(8-needle), mrcr-1m, mrcr-1m-(pointwise), mrcr-64k-(2-needle), mrcr-64k-(4-needle), mrcr-64k-(8-needle), mrcr-v2, mrcr-v2-(8-needle), natural-questions, nih-multi-needle, nolima, nolima-128k, nolima-32k, nolima-64k, nq, openai-mrcr:-2-needle-128k, openai-mrcr:-2-needle-1m, openai-mrcr:-2-needle-256k, openbookqa, osworld-g, osworld-screenshot-only, pointgrounding, popqa, qasper, qmsum, refcoco-avg, refspatialbench, repoqa, ruler, ruler-1000k, ruler-128k, ruler-2048k, ruler-512k, ruler-64k, screenspot, screenspot-pro, seal-0, simpleqa, squality, summscreenfd, triviaqa, widesearch

(continued on next page)

(continued)

Work Activity	N	Benchmarks
Identifying Objects, Actions, and Events	137	activitynet, ai2d, aitz-em, android-control-high-em, android-control-low-em, androidworld, androidworld-sr, arc-agi, arc-agi-v2, arkitscenes, babyvision, blink, blueprint-bench-2, browsecomp-v1, cc-ocr, charadessta, chartqa, charxiv-d, charxiv-r, countbench, design2code, docvqa, docvqatest, dynamath, egoschema, embspatialbench, erqa, flame-vlm-code, gdpval-mm, graphwalks-bfs-<128k, graphwalks-bfs->128k, graphwalks-parents-<128k, graphwalks-parents->128k, groundui-1k, hallucion-bench, humanity’s-last-exam, hypersim, imagemining, infographicsqa, infovqa, infovqatest, intergps, lingoqa, longvideobench, lvbench, mathverse-mini, mathvision, mathvista, mathvista-mini, meld, miabench, mlvu, mlvu-m, mm-browsercomp, mm-if-eval, mm-mind2web, mm-mt-bench, mmau, mmau-music, mmau-sound, mmau-speech, mmbench, mmbench-v1.1, mmbench-video, mme-realworld, mmlongbench-doc, mmmu, mmmu-(val), mmmu-(validation), mmmu-pro, mmmuval, mmsearch, mmsearch-plus, mmstar, mmt-bench, mmvet, mmvetgpt4turbo, mmvu, mobileminiweb+-sr, motionbench, mtvqa, muirbench, musiccaps, mvbench, nuscene, objectron, ocrbench, ocrbench-v2, ocrbench-v2-(en), ocrbench-v2-(zh), olympiadbench, omnibench, omnibench-music, omnidocbench-1.5, omnigaia, osworld, osworld-extended, osworld-g, osworld-screenshot-only, osworld-verified, perceptiontest, pointgrounding, polymath, pope, qwenwebbench, realworldqa, refcoco-avg, refspatialbench, robospialhome, scienceqa, scienceqa-visual, screenspot, screenspot-pro, simplevqa, stem, sunrgbd, swe-bench-multimodal, textvqa, tir-bench, v-star, vatex, vcr-en-easy, vibe-eval, video-mme, videommmu, vision2web, visualwebbench, visulogic, vlmsareblind, vqav2, vqav2-(test), vqav2-(val), we-math, webvoyager, worldvqa, zerobench, zerobench-sub
Inspecting Equipment, Structures, or Materials	107	activitynet, ai2d, androidworld, arc-agi, arc-agi-v2, arkitscenes, babyvision, blink, browsecomp-v1, cc-ocr, charadessta, chartqa, charxiv-d, charxiv-r, countbench, design2code, docvqa, docvqatest, dynamath, egoschema, embspatialbench, erqa, flame-vlm-code, groundui-1k, hallucion-bench, humanity’s-last-exam, hypersim, imagemining, infographicsqa, infovqa, infovqatest, lingoqa, longvideobench, lvbench, mathverse-mini, mathvision, mathvista, mathvista-mini, miabench, mlvu, mmbench, mmbench-v1.1, mmbench-video, mme-realworld, mmlongbench-doc, mmmu, mmmu-(val), mmmu-(validation), mmmu-pro, mmmuval, mmstar, mmt-bench, mmvet, mmvetgpt4turbo, mmvu, motionbench, mtvqa, muirbench, mvbench, nuscene, objectron, ocrbench, ocrbench-v2, ocrbench-v2-(en), ocrbench-v2-(zh), olympiadbench, omnibench, omnidocbench-1.5, osworld, osworld-g, osworld-screenshot-only, osworld-verified, perceptiontest, pointgrounding, polymath, pope, realworldqa, refcoco-avg, refspatialbench, robospialhome, scienceqa, scienceqa-visual, screenspot, screenspot-pro, simplevqa, stem, sunrgbd, swe-bench-multimodal, textvqa, v-star, vatex, vcr-en-easy, vibe-eval, video-mme, videommmu, vision2web, visualwebbench, visulogic, vlmsareblind, vqav2, vqav2-(test), vqav2-(val), we-math, webvoyager, worldvqa, zerobench, zerobench-sub

(continued on next page)

(continued)

Work Activity	N	Benchmarks
Interpreting the Meaning of Information for Others	86	alignbench, bbh, big-bench, big-bench-extra-hard, big-bench-hard, boolq, c-eval, charadessta, cluewsc, cmmlu, collie, common-voice-15, commonsenseqa, covost2, covost2-en-zh, csimpleqa, eclectic, fleurs, french-mmlu, giantsteps-tempo, global-mmlu, global-mmlu-lite, govreport, include, lingoqa, maxife, mega-mlqa, mega-tydi-qa, mega-udpos, mega-xcopa, mega-xstorycloze, meld, mm-mt-bench, mmau, mmau-music, mmau-sound, mmau-speech, mmlu, mmlu-(cot), mmlu-base, mmlu-chat, mmlu-french, mmlu-pro, mmlu-prox, mmlu-redux, mmmlu, mt-bench, multi-if, multichallenge, multilf, multilingual-mmlu, multipl-e, multipl-e-humaneval, musiccaps, nova-63, omnibench-music, open-rewrite, openai-mmlu, qmsum, social-iqa, spider, squality, summscreenfd, superglue, tau-bench-airline, tau-bench-retail, tau2-airline, tau2-retail, tau2-telecom, tau3-telecom, tldr9+(test), translation-en→set1-comet22, translation-en→set1-spleu, translation-set1-en-comet22, translation-set1-en-spleu, tydiqa, vatex, vocalsound, voicebench-avg, vqav2-(val), wild-bench, winogrande, wmt23, wmt24++, writingbench, xlsu-english
Judging the Qualities of Objects, Services, or People	22	acebench, bfcl-v3, crag, finance-agent, finqa, finsearchcomp-t2-t3, finsearchcomp-t3, french-mmlu, gdpval-aa, gdpval-mm, mmlu, mmlu-(cot), mmlu-base, mmlu-chat, mmlu-french, mmlu-pro, mmlu-prox, openai-mmlu, supergpqa, theoremqa, truthfulqa, writingbench

(continued on next page)

(continued)

Work Activity	N	Benchmarks
Making Decisions and Solving Problems	303	aa-index, aa-lcr, acebench, agieval, ai2-reasoning-challenge-(arc), ai2d, aider, aime, aime-2024, aime-2025, aime-2026, aitz-em, alignbench, alpacaeval-2.0, amc-2022-23, android-control-high-em, android-control-low-em, androidworld, androidworld-sr, apex-agents, api-bank, arc, arc-agi, arc-agi-v2, arc-c, arc-e, arena-hard, arena-hard-v2, artificial-analysis, autologi, babyvision, bbh, beyond-aime, bfcl, bfcl-v2, bfcl-v3, bfcl-v3-multiturn, bfcl-v4, big-bench, big-bench-extra-hard, big-bench-hard, bixbench, blink, blueprint-bench-2, boolq, browsecomp, browsecomp-long-128k, browsecomp-long-256k, browsecomp-v1, browsecomp-zh, cbns1, cc-bench-v2-repo, chartqa, charxiv-d, charxiv-r, claw-eval, cluewsc, cmmlu, codeforces, collie, commonsenseqa, complexfuncbench, corpusqa-1m, countbench, crag, cybench, cybergym, deep-planning, deepsearchqa, drop, dynamath, eclectic, egoschema, eq-bench, erqa, evalplus, facts-grounding, finance-agent, finqa, finsearchcomp-t2-t3, finsearchcomp-t3, flenqa, frames, french-mmlu, frontiermath, frontierscience-research, fullstackbench-en, fullstackbench-zh, functionalmath, gdpval-aa, gdpval-mm, genebench, global-mmlu, global-mmlu-lite, global-piqa, gorilla-benchmark-api-bench, gpqa, graphwalks-bfs-<128k, graphwalks-bfs->128k, graphwalks-parents-<128k, graphwalks-parents->128k, gsm-8k-(cot), gsm8k, gsm8k-chat, hallucation-bench, hellaswag, hiddenmath, hmmt-feb-26, humaneval, humaneval-plus, humanity's-last-exam, imagemining, imo-answerbench, ipho-2025, lingoqa, livebench, livebench-20241125, livecodebench, livecodebench-pro, lmarena-text, longbench-v2, lsat, mask, math, math-(cot), math-500, matharena-apex, mbpp-plus, mcp-atlas, mcp-mark, mcp-universe, mega-mlqa, mega-tydi-qa, mega-xcopa, mega-xstorycloze, mewc, mgsm, mle-bench-lite, mm-browsercomp, mm-clawbench, mm-if-eval, mm-mind2web, mmau, mmau-music, mmau-sound, mmau-speech, mmbench, mmbench-v1.1, mmbench-video, mmlu, mmlu-(cot), mmlu-base, mmlu-chat, mmlu-french, mmlu-pro, mmlu-prox, mmlu-redux, mmlu-stem, mmmlu, mmmu, mmmu-(val), mmmu-(validation), mmmu-pro, mmmuval, mmsearch, mmsearch-plus, mmstar, mmt-bench, mmvet, mmvetgpt4turbo, mmvu, mobileminiwob++-sr, motionbench, mrcr, mrcr-128k-(2-needle), mrcr-128k-(4-needle), mrcr-128k-(8-needle), mrcr-1m, mrcr-1m-(pointwise), mrcr-64k-(2-needle), mrcr-64k-(4-needle), mrcr-64k-(8-needle), mrcr-v2, mrcr-v2-(8-needle), mt-bench, muirbench, multi-if, multi-swe-bench, multichallenge, multilingual-mgsm-(cot), multilingual-mmlu, musr, mvbench, natural-questions, nexus, nl2repo, nmos, nolima, nolima-128k, nolima-32k, nolima-64k, nq, nuscene, officeqa-pro, ojbench-cpp, olympiadbench, omnibench, omnidocbench-1.5, omnigaia, omnimath, openai-mmlu, openai-mrcr:-2-needle-128k, openai-mrcr:-2-needle-1m, openai-mrcr:-2-needle-256k, openca, osworld, osworld-extended, osworld-g, osworld-screenshot-only, osworld-verified, paperbench, perceptiontest, phibench, physicsfinals, pinchbench, piqa, polymath, polymath-en, qasper, qwenwebbench, repobench, repoqa, ruler, ruler-1000k, ruler-128k, ruler-2048k, ruler-512k, ruler-64k, sat-math, scienceqa, scienceqa-visual, seal-0, sifo, sifo-multiturn, simpleqa, skillsbench, social-qa, spider, stem, superglue, supergpqa, swe-bench-multilingual, swe-bench-multimodal, swe-bench-pro, swe-bench-verified, swe-bench-verified-(agentic-coding), swe-lancer, swe-lancer-(ic-diamond-subset), t2-bench, tau-bench, tau-bench-airline, tau-bench-retail, tau2-airline, tau2-retail, tau2-telecom, tau3-airline, tau3-banking, tau3-bench, tau3-retail, tau3-telecom, terminal-bench, terminal-bench-2, terminus, theoremqa, tir-bench, toolathlon, truthfulqa, tydiqa, uniform-bar-exam, usamo25, v-star, vcr-en-easy, vending-bench-2, vibe-pro, video-mme, videommmu, visulogic, vita-bench, vlmsareblind, voicebench-avg, vqav2, vqav2-(test), vqav2-(val), we-math, webvoyager, widesearch, wild-bench, winogrande, worldvqa, zclawbench, zebraLogic, zerobench, zerobench-sub

(continued on next page)

(continued)

Work Activity	N	Benchmarks
Monitoring Processes, Materials, or Surroundings	21	activitynet, attaq, charadessta, cybench, cybergym, cybersecurity-ctfs, embspatialbench, mask, mlvu, mlvu-m, mmbench-video, mmvu, motionbench, mvbench, perceptiontest, pope, robospacialhome, vatex, voicebench-avg, wmdp, xstest
Performing Administrative Activities	4	finance-agent, gdpval-aa, gdpval-mm, uniform-bar-exam
Performing for or Working Directly with the Public	3	alignbench, eq-bench, mt-bench

(continued on next page)

(continued)

Work Activity	N	Benchmarks
Processing Information	328	aa-1cr, acebench, agieval, ai2-reasoning-challenge-(arc), ai2d, aider, aime, aime-2024, aime-2025, aime-2026, aitz-em, alignbench, alpacaeval-2.0, amc-2022-23, android-control-high-em, android-control-low-em, androidworld-sr, apex-agents, api-bank, arc, arc-agi, arc-agi-v2, arc-c, arc-e, arena-hard, arena-hard-v2, autologi, babyvision, bbh, beyond-aime, bfcl, bfcl-v2, bfcl-v3, bfcl-v3-multiturn, big-bench, big-bench-extra-hard, big-bench-hard, bixbench, blink, blueprint-bench-2, boolq, browsecomp, browsecomp-long-128k, browsecomp-long-256k, browsecomp-v1, browsecomp-zh, cbnsl, cc-ocr, charadessta, chartqa, charxiv-d, charxiv-r, cluewsc, cmmlu, codeforces, collie, commonsenseqa, complexfuncbench, corpusqa-1m, countbench, crag, deep-planning, deepsearchqa, design2code, docvqa, docvqatest, drop, dynamath, eclectic, egoschema, eq-bench, erqa, evalplus, facts-grounding, finance-agent, finqa, finsearchcomp-t2-t3, finsearchcomp-t3, flame-vlm-code, flenqa, frames, french-mmlu, frontiermath, frontierscience-research, fullstackbench-en, fullstackbench-zh, functionalmath, gdpval-aa, gdpval-mm, genebench, global-mmlu, global-mmlu-lite, global-piqa, gorilla-benchmark-api-bench, govreport, gpqa, graphwalks-bfs-<128k, graphwalks-bfs->128k, graphwalks-parents-<128k, graphwalks-parents->128k, groundui-1k, gsm-8k-(cot), gsm8k, gsm8k-chat, hallucion-bench, hellaswag, hiddenmath, hmt-feb-26, humaneval, humaneval-plus, humanity’s-last-exam, if, ifbench, ifeval, imagemining, imo-answerbench, infinitebench-en.mc, infinitebench-en.qa, infographicsqa, infovqa, infovqatest, internal-api-instruction-following-(hard), ipho-2025, lingoqa, livebench, livebench-20241125, livecodebench, livecodebench-pro, longbench-v2, longvideobench, lsat, lvbench, mask, math, math-(cot), math-500, matharena-apex, mathverse-mini, mathvision, mathvista, mathvista-mini, mbpp-plus, mcp-atlas, mega-mlqa, mega-tydi-qa, mega-xcopa, mega-xstorycloze, meld, mewc, mgsm, miabench, mlvu, mm-browsercomp, mm-if-eval, mm-mind2web, mm-mt-bench, mm-au, mm-au-music, mm-au-sound, mm-au-speech, mmbench, mmbench-v1.1, mmbench-video, mme-realworld, mmlongbench-doc, mmlu, mmlu-(cot), mmlu-base, mmlu-chat, mmlu-french, mmlu-pro, mmlu-prox, mmlu-redux, mmlu-stem, mmlu, mmmu, mmmu-(val), mmmu-(validation), mmmu-pro, mmmuval, mmsearch, mmsearch-plus, mmstar, mmt-bench, mmvet, mmvetgpt4turbo, mmvu, mobileminiwob+++sr, motionbench, mrcr, mrcr-128k-(2-needle), mrcr-128k-(4-needle), mrcr-128k-(8-needle), mrcr-1m, mrcr-1m-(pointwise), mrcr-64k-(2-needle), mrcr-64k-(4-needle), mrcr-64k-(8-needle), mrcr-v2, mrcr-v2-(8-needle), mt-bench, mtvqa, muirbench, multi-if, multi-swe-bench, multichallenge, multilingual-mgsm-(cot), multilingual-mmlu, musiccaps, musr, mvbench, natural-questions, nih-multi-needle, nolima, nolima-128k, nolima-32k, nolima-64k, nq, nuscene, officeqa-pro, objbench-cpp, olympiadbench, omnibench, omnibench-music, omnidocbench-1.5, omnigaia, omnimath, openai-mmlu, openai-mrcr:-2-needle-128k, openai-mrcr:-2-needle-1m, openai-mrcr:-2-needle-256k, openrca, osworld, osworld-extended, osworld-g, osworld-screenshot-only, osworld-verified, paperbench, perceptiontest, phibench, physicsfinals, piqa, pointgrounding, polymath, polymath-en, pope, qasper, qsum, qwenwebbench, repobench, repoqa, ruler, ruler-1000k, ruler-128k, ruler-2048k, ruler-512k, ruler-64k, sat-math, scienceqa, scienceqa-visual, screenspot, screenspot-pro, seal-0, sifo, sifo-multiturn, simpleqa, simplevqa, social-iqa, spider, squality, stem, summscreenfd, superglue, supergpqa, swe-bench-multilingual, swe-bench-multimodal, swe-bench-pro, swe-bench-verified, swe-bench-verified-(agentic-coding), swe-lancer, swe-lancer-(ic-diamond-subset), t2-bench, tau-bench, tau-bench-airline, tau-bench-retail, tau2-airline, tau2-retail, tau2-telecom, tau3-airline, tau3-banking, tau3-bench, tau3-retail, tau3-telecom, terminal-bench, terminal-bench-2, terminus, textvqa, theoremqa, tir-bench, toolathlon, truthfulqa, tydiqa, uniform-bar-exam, usamo25, v-star, vatex, vcr-en-easy, vending-bench-2, vibe-eval, video-mme, videommmu, vision2web, visualwebbench, visulogic, vita-bench, vlmsareblind, voicebench-avg, vqav2, vqav2-(test), vqav2-(val), we-math,

(continued)

Work Activity	N	Benchmarks
Providing Consultation and Advice to Others	7	finance-agent, finqa, finsearchcomp-t2-t3, finsearchcomp-t3, gdpval-aa, gdpval-mm, uniform-bar-exam
Thinking Creatively	14	alignbench, alpacaeval-2.0, arena-hard, arena-hard-v2, cc-ocr, collie, creative-writing-v3, eq-bench, meld, mt-bench, mtvqa, open-rewrite, social-iqa, writingbench
Updating and Using Relevant Knowledge	28	acebench, agieval, french-mmlu, gdpval-aa, gpqa, healthbench, healthbench-hard, lsat, mmlu, mmlu-(cot), mmlu-base, mmlu-chat, mmlu-french, mmlu-pro, mmlu-prox, mmlu-stem, mmmu, mmmu-(val), mmmu-(validation), mmmuval, openai-mmlu, supergpqa, truthfulqa, uniform-bar-exam, videommmu, wmdp, wmt23, writingbench
Working with Computers	147	acebench, aider, aider-polyglot, aider-polyglot-edit, aitz-em, androidworld, androidworld-sr, apex-agents, api-bank, bfcl, bfcl-v2, bfcl-v3, bfcl-v3-multiturn, bfcl-v4, bigcodebench, bigcodebench-full, bigcodebench-hard, bird-sql-(dev), bixbench, blueprint-bench-2, browsecomp, browsecomp-v1, cc-bench-v2-backend, cc-bench-v2-frontend, cc-bench-v2-repo, cfeval, claw-eval, codegolf-v2.2, complexfuncbench, crux-o, cruxeval-input-cot, cruxeval-o, cruxeval-output-cot, cybench, cybergym, deep-planning, deepsearchqa, design2code, evalplus, finance-agent, flame-vlm-code, fullstackbench-en, fullstackbench-zh, gdpval-aa, genebench, gorilla-benchmark-api-bench, humaneval, humaneval+, humaneval-average, humaneval-er, humaneval-mul, humaneval-plus, humanevalfim-average, imagemining, instruct-humaneval, lbpp-(v2), livecodebench, livecodebench-pro, livecodebench-v5, livecodebench-v5-24.12-25.2, livecodebench-v6, mbpp, mbpp+, mbpp-++-base-version, mbpp-evalplus, mbpp-evalplus-(base), mbpp-pass@1, mbpp-plus, mcp-atlas, mcp-mark, mcp-universe, mewc, mle-bench-lite, mm-browsercomp, mm-clawbench, mm-mind2web, mmsearch, mmsearch-plus, mobileminiwob+-sr, multi-swe-bench, multipl-e-mbpp, natural2code, nexus, nl2repo, octocodingbench, officeqa-pro, ojbench, ojbench-cpp, omnigaia, openrca, osworld, osworld-extended, osworld-g, osworld-screenshot-only, osworld-verified, paperbench, pinchbench, qwenwebbench, repobench, repoqa, seccodebench, sifo, sifo-multiturn, skillsbench, swe-bench-multilingual, swe-bench-multimodal, swe-bench-pro, swe-bench-verified, swe-bench-verified-(agentic-coding), swe-bench-verified-(agentless), swe-bench-verified-(multiple-attempts), swe-lancer, swe-lancer-(ic-diamond-subset), swe-perf, swe-review, swt-bench, t2-bench, tau-bench, tau-bench-airline, tau-bench-retail, tau2-airline, tau2-retail, tau2-telecom, tau3-airline, tau3-banking, tau3-bench, tau3-retail, tau3-telecom, terminal-bench, terminal-bench-2, terminus, tir-bench, toolathlon, vending-bench-2, vibe, vibe-android, vibe-backend, vibe-ios, vibe-pro, vibe-simulation, vibe-web, vision2web, visualwebbench, vita-bench, webvoyager, wideseach, zclawbench

- Australian Prudential Regulation Authority. 2026. “APRA Letter to Industry on Artificial Intelligence (AI).” APRA. <https://www.apra.gov.au/apra-letter-to-industry-on-artificial-intelligence-ai>.
- Australian Securities and Investments Commission. 2024. “REP 798 Beware the Gap: Governance Arrangements in the Face of AI Innovation.” ASIC. <https://asic.gov.au/regulatory-resources/find-a-document/reports/rep-798-beware-the-gap-governance-arrangements-in-the-face-of-ai-innovation/>.
- Bank for International Settlements Financial Stability Institute. 2024. “Regulating AI in the Financial Sector: Recent Developments and Main Challenges.” FSI Insights on Policy Implementation 63. Bank for International Settlements. <https://www.bis.org/fsi/publ/insights63.htm>.
- Banking Industry Architecture Network. 2024. “BIAN Service Landscape 14.0.0.” <https://bian.org/service-landscape-14-0-0/>.

- Chen, Simin, Yiming Chen, Zexin Li, Yifan Jiang, Zhongwei Wan, Yixin He, Dezhi Ran, et al. 2025. “Recent Advances in Large Language Model Benchmarks Against Data Contamination: From Static to Dynamic Evaluation.” *arXiv Preprint arXiv:2502.17521*. <https://arxiv.org/abs/2502.17521>.
- Chiang, Wei-Lin, Lianmin Zheng, Ying Sheng, Anastasios Nikolas Angelopoulos, Tianle Li, Dacheng Li, Hao Zhang, et al. 2024. “Chatbot Arena: An Open Platform for Evaluating LLMs by Human Preference.” In *Proceedings of the 41st International Conference on Machine Learning*. <https://arxiv.org/abs/2403.04132>.
- Fourrier, Clémentine, Nathan Habib, Alina Lozada, Kuba Szafer, Thomas Wolf, Julien Launay, and Edward Beeching. 2024. “Open LLM Leaderboard V2.” https://huggingface.co/spaces/open-llm-leaderboard/open_llm_leaderboard.
- Gao, Leo, Jonathan Tow, Baber Abbasi, Stella Biderman, Sid Black, Anthony DiPofi, Charles Foster, et al. 2024. “A Framework for Few-Shot Language Model Evaluation.” <https://github.com/EleutherAI/llm-evaluation-harness>.
- Guldimann, Philipp, Alexander Spiridonov, Robin Staab, Nikola Jovanović, Mark Vero, Velko Vechev, Anna-Maria Gueorguieva, et al. 2024. “COMPL-AI Framework: A Technical Interpretation and LLM Benchmarking Suite for the EU Artificial Intelligence Act.” *arXiv Preprint arXiv:2410.07959*. <https://arxiv.org/abs/2410.07959>.
- Hendrycks, Dan, Collin Burns, Steven Basart, Andy Zou, Mantas Mazeika, Dawn Song, and Jacob Steinhardt. 2021. “Measuring Massive Multitask Language Understanding.” <https://arxiv.org/abs/2009.03300>.
- Islam, Pranab, Anand Kannappan, Douwe Kiela, Rebecca Qian, Nino Scherrer, and Bertie Vidgen. 2023. “FinanceBench: A New Benchmark for Financial Question Answering.” *arXiv Preprint arXiv:2311.11944*. <https://arxiv.org/abs/2311.11944>.
- Kiela, Douwe, Max Bartolo, Yixin Nie, Divyansh Kaushik, Atticus Geiger, Zhengxuan Wu, Bertie Vidgen, et al. 2021. “Dynabench: Rethinking Benchmarking in NLP,” 4110–24. <https://arxiv.org/abs/2104.14337>.
- Liang, Percy, Rishi Bommasani, Tony Lee, Dimitris Tsipras, Dilara Soylu, Michihiro Yasunaga, Yian Zhang, et al. 2023. “Holistic Evaluation of Language Models.” *Transactions on Machine Learning Research*. <https://arxiv.org/abs/2211.09110>.
- “LLM Stats: Aggregated LLM Benchmark Results.” 2024. <https://llm-stats.com>.
- National Center for O*NET Development. 2024. “O*NET Database: Generalized Work Activities.” U.S. Department of Labor, Employment and Training Administration. <https://www.onetcenter.org/database.html>.
- National Institute of Standards and Technology. 2024. “Artificial Intelligence Risk Management Framework: Generative Artificial Intelligence Profile (NIST AI 600-1).” NIST. <https://www.nist.gov/publications/artificial-intelligence-risk-management-framework-generative-artificial-intelligence>.
- OpenAI. 2024. “Introducing SWE-Bench Verified.” <https://openai.com/index/introducing-swe-bench-verified/>.
- Patil, Shishir G, Tianjun Zhang, Xingyao Wang, and Joseph E Gonzalez. 2023. “Berkeley Function Calling Leaderboard (BFCL).” https://gorilla.cs.berkeley.edu/blogs/8_berkeley_function_calling_leaderboard.html.
- Phan, Long, Alice Gatti, Ziwen Han, Fan Li, Tianyu Hu, Jeffrey Zhang, Aliaksei Doroshenko, et al. 2025. “Humanity’s Last Exam.” *arXiv Preprint arXiv:2501.14249*. <https://arxiv.org/abs/2501.14249>.
- Rein, David, Betty Li Hou, Asa Cooper Stickland, Jackson Petty, Richard Yuanzhe Pang, Julien Dirani, Julian Michael, and Samuel R Bowman. 2024. “GPQA: A Graduate-Level Google-Proof q&a Benchmark.” <https://arxiv.org/abs/2311.12022>.
- Srivastava, Aarohi, Abhinav Rastogi, Abhishek Rao, Abu Awal Md Shoeb, Abubakar Abid, Adam Fisch, Adam R Brown, et al. 2023. “Beyond the Imitation Game: Quantifying and Extrapolating the Capabilities of Language Models.” *Transactions on Machine Learning Research*. <https://arxiv.org/abs/2206.04615>.
- Stanford CRFM. 2024. “HELM Finance: Holistic Evaluation of Language Models on Financial Tasks.” <https://crfm.stanford.edu/helm/finance/latest/>.
- Suzgun, Mirac, Nathan Scales, Nathanael Schärli, Sebastian Gehrmann, Yi Tay, Hyung Won Chung, Aakanksha Chowdhery, et al. 2023. “Challenging BIG-Bench Tasks and Whether Chain-of-Thought Can Solve Them.” <https://arxiv.org/abs/2210.09261>.
- Wang, Alex, Yada Pruksachatkun, Nikita Nangia, Amanpreet Singh, Julian Michael, Felix Hill, Omer Levy, and Samuel R Bowman. 2019. “SuperGLUE: A Stickier Benchmark for General-Purpose Language Understanding Systems” 32. <https://arxiv.org/abs/1905.00537>.
- Wang, Alex, Amanpreet Singh, Julian Michael, Felix Hill, Omer Levy, and Samuel R Bowman. 2019. “GLUE: A Multi-Task Benchmark and Analysis Platform for Natural Language Understanding.” <https://arxiv.org/abs/1804.07461>.
- Wang, Yubo, Xueguang Ma, Ge Zhang, Yuansheng Ni, Abhranil Chandra, Shiguang Guo, Weiming Ren, et al. 2024. “MMLU-Pro: A More Robust and Challenging Multi-Task Language Understanding Benchmark.” In *Advances in Neural Information Processing Systems*. Vol. 37. <https://arxiv.org/abs/2406.01574>.

- White, Colin, Samuel Dooley, Manley Roberts, Arka Pal, Ben Feuer, Siddhartha Jain, Ravid Shwartz-Ziv, et al. 2025. “LiveBench: A Challenging, Contamination-Limited LLM Benchmark.” In *Proceedings of the Thirteenth International Conference on Learning Representations*. <https://arxiv.org/abs/2406.19314>.
- Wu, Shijie, Ozan Irsoy, Steven Lu, Vadim Dabravolski, Mark Dredze, Sebastian Gehrmann, Prabhanjan Kambadur, David Rosenberg, and Gideon Mann. 2023. “BloombergGPT: A Large Language Model for Finance.” *arXiv Preprint arXiv:2303.17564*. <https://arxiv.org/abs/2303.17564>.
- Xie, Qianqian, Weiguang Han, Zhengyu Chen, Ruoyu Xiang, Xiao Zhang, Yueru He, Mengxi Xiao, et al. 2024. “FinBen: A Holistic Financial Benchmark for Large Language Models.” In *Advances in Neural Information Processing Systems*. Vol. 37. <https://arxiv.org/abs/2402.12659>.
- Xie, Tianbao, Danyang Zhang, Jixuan Chen, Xiaochuan Li, Siheng Zhao, Ruisheng Cao, Toh Jing Hua, Zhoujun Cheng, Dongchan Shi, et al. 2024. “OSWorld: Benchmarking Multimodal Agents for Open-Ended Tasks in Real Computer Environments.” *arXiv Preprint arXiv:2404.07972*. <https://arxiv.org/abs/2404.07972>.
- Xu, Ruijie, Zengzhi Wang, Run-Ze Fan, and Pengfei Liu. 2024. “Benchmarking Benchmark Leakage in Large Language Models.” *arXiv Preprint arXiv:2404.18824*. <https://arxiv.org/abs/2404.18824>.
- Yao, Shunyu, Noah Shinn, Pedram Razavi, and Karthik Narasimhan. 2025. “ τ -Bench: A Benchmark for Tool-Agent-User Interaction in Real-World Domains.” In *Proceedings of the Thirteenth International Conference on Learning Representations*. <https://arxiv.org/abs/2406.12045>.