

A Cost-Aware, Paired Protocol for Auditing Dynamic Tool Synthesis in Agentic Video Question Answering

Aseel Mohamed^{1*} Rama AlHamidi^{1*} Mohamed Rayan Barhdadi¹
 Rasul Khanbayov² Erchin Serpedin¹ Hasan Kurban^{2†}

¹ Electrical and Computer Engineering, Texas A&M University, TX, United States

² College of Science and Engineering, Hamad Bin Khalifa University, Doha, Qatar

Abstract

Agentic Video Question Answering (VideoQA) systems invoke tools during inference, but their tool libraries are fixed, so recurring procedures are rebuilt from primitives on every question. Synthesizing composite tools could remove this overhead, but whether such expansion helps is hard to assess: final-answer accuracy, the standard metric, ignores inference effort, so it cannot reveal how a system shifts cost. We propose a cost-aware, paired protocol for auditing tool-augmented video agents. The protocol pairs two complete systems on the same input for each question and reports their net difference across accuracy and cost jointly. For each question, it sorts the paired outcome into one of six groups defined by joint correctness and by the change in visible tool calls, separating accuracy-preserving efficiency gains from harmful regressions. Significance is reported with McNemar’s test and paired bootstrap confidence intervals. We instantiate the protocol on Dynamic-SAGE, an agentic VideoQA framework that synthesizes, validates, and persistently registers executable composite tools for reuse on unseen questions, and evaluate it against the SAGE baseline on SAGE-Bench. The audit reveals a multi-axis profile that a scalar accuracy comparison would miss: Dynamic-SAGE improves accuracy by 7.5 points ($p < 0.001$) and reduces reasoning turns and visible tool calls by roughly 28%, while shifting rather than reducing inference cost, as token usage rises 34% and cost 26%. Gains are largest on visual and open-ended questions and neutral on verbal and multimodal ones, and residual failures concentrate on hard, open-ended questions where the pipeline does the most work. By measuring accuracy and cost jointly, the protocol shows where the pipeline-level difference is reliable and where it is not. The code is available at <https://github.com/>

*Denotes equal contribution. Preprint. †Corresponding author: hkurban@hbku.edu.qa.

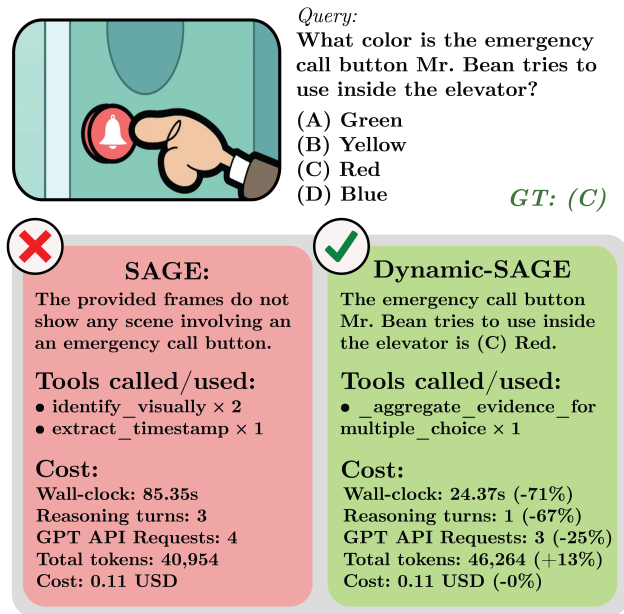


Figure 1. **SAGE vs. Dynamic-SAGE.** We introduce **Dynamic-SAGE**, an agentic VideoQA framework that synthesizes reusable composite tools, restructuring how inference cost is spent.

[KurbanIntelligenceLab/Dynamic-SAGE](https://github.com/KurbanIntelligenceLab/Dynamic-SAGE).

1. Introduction

Video Question Answering (VideoQA) tests whether a model can locate and reason over the question-relevant evidence in a video [8, 19, 20]. A core challenge is that the evidence needed to answer a question is often sparse and question-dependent [9, 19]. A short clip, a spoken phrase, a visible object, or a brief event may determine the correct answer, while most of the video may be irrelevant. Processing videos uniformly is therefore inefficient, especially for long-form content, yet aggressive sampling can miss the evidence required for accurate reasoning [19]. An effective

VideoQA system must decide which parts of the video are relevant, which modality to inspect, and which reasoning operations are needed to answer the question.

Early VideoQA systems committed to these decisions up front, encoding sampled frames with a vision-language model and answering in a single pass [10, 11, 21]. This leverages the broad visual and linguistic knowledge of modern multimodal models, but places the entire burden on one static video representation. When the relevant evidence is brief or appears far from the sampled frames, uniform or heuristic sampling can omit information needed to answer [10, 19].

To recover selectivity, recent modular VideoQA methods decompose answering into intermediate stages [2, 14]. A composite tool could instead expose that recurring sequence as a single reusable action, amortizing repeated planning and tool-selection overhead while preserving the same underlying primitive capabilities.

More recent agentic VideoQA systems push this further, letting an LLM or multimodal controller *iteratively* invoke tools during inference [4, 7, 15]. SAGE, for example, introduces an any-horizon video reasoning agent that answers simple questions directly and escalates to multi-turn reasoning for more complex long-video questions [7]. The set of available tools is still specified before inference and remains fixed during evaluation. This distinction is central to our work: existing agentic VideoQA systems are dynamic in *how* they use tools, but static in *what* tools are available.

Motivated by this gap, we propose **Dynamic-SAGE**, a framework that equips an agentic VideoQA system with a dynamically expandable tool library. Starting from a held-out set of VideoQA questions and an existing primitive tool set, an offline pipeline identifies recurring tool-use trajectories and compiles them into executable composite tools: a signature agent proposes candidate tool interfaces, an implementation agent composes existing primitive operations into executable functions, and a verification agent removes duplicate, malformed, or unsafe candidates before the rest are registered. Dynamic-SAGE thus extends agentic VideoQA from dynamically selecting among predefined tools to dynamically expanding the reusable action space itself. Figure 1 illustrates the key difference between Static-SAGE and Dynamic-SAGE, highlighting how synthesized composite tools restructure inference cost.

Final-answer accuracy, the standard VideoQA metric, reports only whether the system is correct, not how much inference effort the answer cost. It therefore cannot reveal whether enlarging the action space saves effort, shifts it, or trades accuracy for efficiency. To study this question rather than assume it, we pair Dynamic-SAGE against its static baseline on the same questions and audit the two systems jointly across accuracy and cost. The audit shows that the change is not a single number: Dynamic-SAGE improves

accuracy and reduces reasoning turns and visible tool calls, yet shifts cost toward per-call token consumption rather than reducing every axis. This is the multi-axis profile a scalar accuracy comparison would miss, and motivating the protocol is as central to our contribution as the system it evaluates.

The main contributions of this paper are summarized as follows:

- **A cost-aware, paired evaluation protocol.** Our primary contribution is a protocol for auditing tool-augmented video agents that pairs two complete systems on every question and reports their net difference across accuracy and cost jointly, rather than collapsing performance to a single accuracy number. It sorts each paired outcome into one of six groups defined jointly by correctness and by the change in visible tool calls, and reports significance with McNemar’s test and bootstrap confidence intervals. This separates accuracy-preserving efficiency gains from harmful regressions and provides a reusable practice for studying tool synthesis rather than a single comparison.
- **Dynamic-SAGE, a testbed for tool synthesis.** We build an agentic VideoQA framework that synthesizes, validates, and persistently registers executable composite tools for reuse on unseen questions. An offline pipeline of signature, implementation, and verification agents proposes candidate tool interfaces, composes them from existing primitives, and rejects invalid, duplicate, unsafe, or non-compositional candidates before registration. The system adds no new models, retrieval sources, or primitive capabilities.
- **A multi-axis audit of a synthesized-tool pipeline on SAGE-Bench.** Applying the protocol to Dynamic-SAGE against the SAGE baseline, we find that the redesigned pipeline improves overall accuracy by 7.5 points ($p < 0.001$) and reduces reasoning turns and visible tool calls by roughly 28%, while increasing token usage by 34% and monetary cost by 26%, a multi-axis profile that a scalar accuracy comparison would miss. We localize the effect with the protocol: gains are largest and significant on visual and open-ended questions, while verbal and multimodal questions are neutral, and the residual failures concentrate on hard, open-ended questions where the pipeline does the most work.

2. Related Works

2.1. Video Question Answering

Video Question Answering (VideoQA) has evolved from answering questions about short clips toward evaluating temporal reasoning, causal action understanding, long-context comprehension, and multimodal evidence grounding [8, 12, 19, 20]. Early benchmarks such as TVQA and NExT-QA require models to reason over video events, di-

alogue, object interactions, and temporal relations [8, 20]. Recent benchmarks such as EgoSchema, LongVideoBench, SAGE-Bench, and MINERVA challenge long-form understanding, multi-step reasoning, and failure analysis [7, 12, 16, 19].

2.2. End-to-end MLLMs

Multimodal large language models extend image-language modeling to video by processing sampled frames or compressed visual representations together with text, leveraging pretrained visual encoders and large language models [10, 11, 21]. However, extending these models to long videos introduces a difficult efficiency trade-off. Processing more frames increases visual-token and computation costs, while sparse or uniform sampling can omit short answer-bearing moments [10, 19].

2.3. Agentic Systems

To address sparse and question-dependent evidence, recent work has explored modular and agentic VideoQA systems. Modular methods such as MoReVQA and ProViQ decompose answering or generate programs over a predefined API of visual modules [2, 14], making intermediate reasoning more explicit but specifying their modules before inference. Agentic systems extend this idea by allowing an LLM or multimodal controller to iteratively invoke tools during inference [4, 7, 15]. However, existing VideoQA agents remain dynamic only in tool selection and sequencing; the tool library itself is fixed.

A related line of work lets models *create* their own callable procedures rather than only selecting from a fixed set. Visual-programming methods such as VisProg and ViperGPT compose vision modules into executable programs per question, generating Python that calls a predefined module API [5, 17]. These approaches generate procedures *per query*: the composed program is discarded after the question is answered and must be regenerated for the next one. VADAR moves toward reusable creation, using collaborative LLM agents to generate a Pythonic API for image-based 3D spatial reasoning [13], but targets static images rather than video.

Dynamic-SAGE differs from this literature in three ways. First, its synthesized tools are *persistent*: they are built once, offline, and registered in the agent’s action space for reuse across unseen questions, rather than regenerated per query. Second, they are composed only from a video agent’s own primitives, so they add no new external capability. Third, they are checked offline before use and evaluated under a cost-aware protocol. VideoQA also introduces temporal and multimodal requirements absent from image-based program synthesis, including event localization, frame extraction, speech transcription, and long-context evidence selection. Dynamic-SAGE addresses this

gap by extending SAGE with a dynamic synthesis layer that generates, validates, and persistently registers composite tools for reuse on unseen VideoQA questions.

3. Methods

Dynamic-SAGE is a dynamic tool-synthesis extension of SAGE that combines the original agentic VideoQA inference pipeline with an offline multi-agent tool-generation module. Unlike prior VideoQA agents that dynamically select among fixed tools, Dynamic-SAGE dynamically expands the reusable action space itself while preserving the same underlying primitive capabilities.

3.1. Overview

We formulate the task in three layers: standard VideoQA, agentic VideoQA, and dynamic tool synthesis. Let a VideoQA dataset be denoted as

$$\mathcal{D} = \{(V_i, q_i, a_i)\}_{i=1}^N, \quad (1)$$

where V_i is a video, q_i is a natural-language question, and a_i is the ground-truth answer. Some questions include a candidate answer set $\mathcal{C}_i = \{c_{i,1}, \dots, c_{i,K_i}\}$, while open-ended questions use $\mathcal{C}_i = \emptyset$. The standard VideoQA objective is to produce a prediction $\hat{a}_i = M(V_i, q_i, \mathcal{C}_i)$ that matches a_i .

In agentic VideoQA, the answer is produced through a sequence of reasoning turns and tool calls rather than a single forward pass: given a tool library \mathcal{T} and a reasoning orchestrator \mathcal{O} , the agent predicts $\hat{a}_i = \mathcal{O}(V_i, q_i, \mathcal{C}_i; \mathcal{T})$, where \mathcal{O} may execute a multi-step tool-use trajectory before producing the final answer. Each tool call receives arguments constructed from the question, video context, and previous observations, and returns an intermediate observation used to guide subsequent reasoning.

The dynamic tool-synthesis problem is to construct an expanded tool library before evaluation. Let \mathcal{T}_s denote the original Static-SAGE (GPT-4o orchestrator) tool library and let $\mathcal{D}_h \subset \mathcal{D}$ be a held-out synthesis set excluded from evaluation. Dynamic-SAGE learns no new model weights; instead, it applies a synthesis procedure S to generate a set of composite tools:

$$\mathcal{T}_d = S(\mathcal{D}_h, \mathcal{T}_s). \quad (2)$$

We compare the static and dynamic systems as complete pipelines that share a single, multimodal orchestrator. Each pipeline produces a prediction on the same input:

$$\begin{aligned} \hat{a}_i^s &= \mathcal{O}(V_i, q_i, \mathcal{C}_i; \mathcal{T}_s), \\ \hat{a}_i^d &= \mathcal{O}(V_i, q_i, \mathcal{C}_i; \mathcal{T}_s \cup \mathcal{T}_d). \end{aligned} \quad (3)$$

The two systems differ only in their action space (\mathcal{T}_s versus $\mathcal{T}_s \cup \mathcal{T}_d$). Figure 2 provides an overview of Dynamic-SAGE.

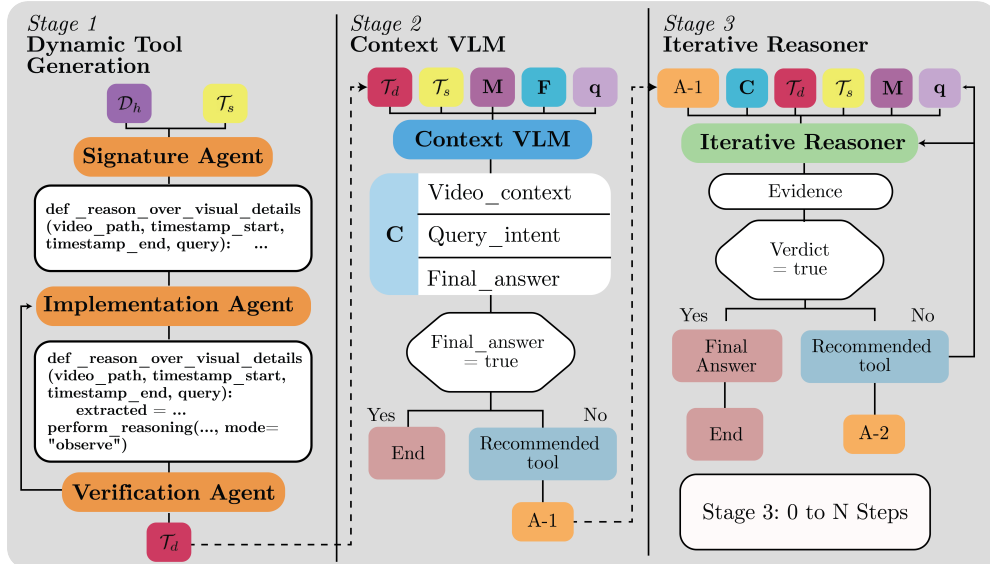


Figure 2. **Overview of Dynamic-SAGE.** Dynamic-SAGE comprises three stages: (1) offline dynamic tool synthesis, (2) Context VLM, and (3) Iterative Reasoner. The offline synthesis stage takes held-out queries \mathcal{D}_h (excluded from evaluation) and the static tool set \mathcal{T}_s as input. The *Signature Agent* proposes tool signatures, which the *Implementation Agent* turns into function bodies by composing static tools. The *Verification Agent* then validates each implementation for safety and contract compliance, returning failures to the Implementation Agent for retry; surviving tools are fingerprinted and deduplicated to form the dynamic tool library \mathcal{T}_d . Stages 2 and 3 reuse SAGE’s orchestration loop but operate over the augmented library: the *Context VLM* receives the dynamic and static tools, video metadata (M), up to 64 sampled frames (F), and the query (q) to build video context and decide, based on the query’s reasoning horizon, whether to answer directly or invoke iterative tool use. When the *Iterative Reasoner* is invoked, context and media from previous steps are injected; tools return observations as evidence, and only the orchestrator commits the final answer.

Table 1. **Static-SAGE tool library \mathcal{T}_s .** Dynamic-SAGE composes these primitives without introducing new tools.

Tool	Primitive operation
web_search	Retrieve web evidence from query
parse_website	Parse content from webpage
transcribe_speech	Transcribe video speech
ground_event	Identify event timestamps
extract_video_parts	Extract frames or clips
analyze	Multimodal reasoning over media

3.2. Dynamic-SAGE

Dynamic-SAGE consists of two stages: (1) offline tool synthesis and (2) inference-time reasoning. Before evaluation, given the held-out synthesis set \mathcal{D}_h and the Static-SAGE tool library \mathcal{T}_s , a multi-agent synthesis module proposes, implements, and verifies candidate composite tools, producing the dynamic library \mathcal{T}_d .

During inference, the SAGE orchestrator receives the expanded library $\mathcal{T}_s \cup \mathcal{T}_d$. For each unseen evaluation question, it follows the same multi-turn reasoning process as the static baseline, but may now invoke either primitive tools or synthesized composite tools. A composite tool appears to the orchestrator as a single action, while internally exe-

cuting a fixed composition of primitive operations. Thus, Dynamic-SAGE does not introduce new external models, retrieval sources, or primitive capabilities. Recurring multi-step procedures can be exposed as reusable high-level actions instead of being reconstructed from primitive tools at every inference run.

3.3. Static and Dynamic Tool Libraries

Let the Static-SAGE tool library be denoted by \mathcal{T}_s , as summarized in Table 1. This library contains the primitive tools available to the original SAGE agent, including web search, website parsing, speech transcription, event grounding, video-part extraction, and multimodal analysis. Static-SAGE performs adaptive inference by selecting and sequencing tools from \mathcal{T}_s , but the tool inventory itself remains fixed.

Dynamic-SAGE augments \mathcal{T}_s with a synthesized library

$$\mathcal{T}_d = \{g_1, g_2, \dots, g_K\}, \quad (4)$$

where each g_k is a persistent composite tool constructed only from primitives in \mathcal{T}_s .

Dynamic-SAGE uses a three-agent synthesis procedure, consisting of signature, implementation, and verification agents, inspired by VADAR [13]. In contrast to VADAR’s dynamic API for 3D spatial reasoning, Dynamic-SAGE

synthesizes composite tools over the SAGE VideoQA tool library and registers them in the agent’s reusable action space for unseen questions.

A composite tool has the same external form as a primitive tool, which includes a name, natural-language description, argument schema, return schema, and executable body. The difference is that its body invokes an ordered sequence of existing primitive tools. We represent this internal composition as

$$\rho(g_k) = (t_{k,1}, t_{k,2}, \dots, t_{k,d_k}), \quad t_{k,j} \in \mathcal{T}_s, \quad (5)$$

where d_k is the *depth* of g_k , defined as the number of primitive operations it encapsulates. For example, a depth-2 composite tool can express a recurring speech-based pattern such as `ground_event` \rightarrow `transcribe_speech`, while a deeper composite tool can express a visual-temporal pattern such as `ground_event` \rightarrow `extract_video_parts` \rightarrow `analyze`.

The terminal operation of a composite tool is constrained by an evidence-return contract: when a composition ends in `analyze`, that step is invoked in observe mode, so it returns intermediate observations rather than a committed answer. Some composites omit a terminal `analyze` step entirely and return raw evidence directly. In both cases, answer commitment is reserved for the orchestrator, and no synthesized tool emits a final verdict to avoid false confident answer verdicts.

Finally, synthesized tools are *persistent*. Once accepted by the verification stage, they are added to the tool registry before evaluation and remain available for all unseen questions. This distinguishes Dynamic-SAGE from per-query program generation. Dynamic-SAGE does not create a temporary program for each input; it expands the reusable tool library itself.

3.4. Offline Dynamic Tool Synthesis

Dynamic-SAGE constructs \mathcal{T}_d before evaluation using an offline synthesis pipeline. The synthesis stage takes as input the Static-SAGE tool descriptions and a held-out set \mathcal{D}_h of 150 stratified questions, excluded from final evaluation and processed in batches of 15.

Algorithm 1 in Appendix S1 summarizes the offline synthesis procedure, completed before evaluation. The orchestrator never writes Python at inference time, and the evaluation runtime differs from Static-SAGE only by the additional registered tools in \mathcal{T}_d .

The pipeline runs three agents. **Signature Agent.** Given a batch of held-out questions and descriptions of the Static-SAGE tools, it identifies recurring multi-step reasoning patterns and proposes between two and five candidate tool interfaces, each specifying a name, a short description, the

required inputs, the expected output, and the intended sequence of primitive operations. **Implementation Agent.** For each signature it generates the tool body, a thin Python function calling existing SAGE tools, constrained to use the existing signatures exactly: it cannot add external dependencies, call new models, or perform new I/O, and must return a dictionary, handle empty upstream outputs, and route evidence correctly. These constraints keep synthesized tools within the same primitive capability set as Static-SAGE while changing the granularity at which those capabilities are exposed. **Verification Agent.** Each implementation is checked by a local verifier combining static checks with a stubbed dry-run that exercises the candidate without invoking the real tools; it enforces the *evidence-return contract*, rejecting tools that take a question-type argument or invoke reasoning in answer (verdict-committing) mode. On failure, the error is returned to the Implementation Agent for up to three retries; candidates that still fail are rejected. After validation, Dynamic-SAGE removes pure wrappers and duplicate compositions, and registers the accepted tools before evaluation. Prompt-assembly and the full check list are given in Appendix S1.

3.5. Inference with the Expanded Action Space

At inference time, Dynamic-SAGE uses the same reasoning loop as Static-SAGE. Given an evaluation sample (V_i, q_i, C_i) , the orchestrator either emits a final answer or selects a tool to obtain additional evidence. The only difference is the action space: Static-SAGE selects from \mathcal{T}_s , while Dynamic-SAGE selects from the expanded library $\mathcal{T}_s \cup \mathcal{T}_d$.

When Dynamic-SAGE selects a primitive tool $t \in \mathcal{T}_s$, execution is identical to Static-SAGE. When it selects a synthesized tool $g_k \in \mathcal{T}_d$, the orchestrator issues a single tool call, while g_k internally executes its primitive composition $\rho(g_k)$ and returns its output in the same format as a primitive tool. This is the efficiency mechanism: a recurring pattern such as transcription followed by reasoning takes multiple visible orchestration steps in the static setting but a single higher-level action in the dynamic setting.

3.6. Cost-Aware Evaluation Metric

Final-answer accuracy alone does not capture the goal of Dynamic-SAGE. A dynamically expanded tool library is useful only if correctness and inference effort are weighed together. We therefore evaluate Static-SAGE and Dynamic-SAGE using paired correctness and paired tool-use reduction on the same question-video pair.

For each sample i and method $m \in \{s, d\}$, where s denotes Static-SAGE and d denotes Dynamic-SAGE, we define correctness $y_i^m = \mathbf{I}[J(\hat{a}_i^m, a_i)]$, where $J(\hat{a}_i^m, a_i)$ is a Boolean semantic judge that returns `True` when the predicted response \hat{a}_i^m is semantically equivalent to the ground-truth answer a_i , and `False` otherwise. In our

experiments, J is implemented using a GPT-4o judge that compares predicted responses against ground-truth answers for semantic equivalence rather than exact string match. Since correctness is determined automatically using an LLM judge, we evaluate the robustness of this protocol by repeating the complete evaluation using judges from three different model families (Claude [1], Qwen [18], and DeepSeek [3]); all evaluators consistently rank Dynamic-SAGE above Static-SAGE by 5–8%, indicating that the reported improvements are not an artifact of using GPT-4o as the evaluator (Table S5, Appendix S6).

We use visible tool calls as the primary formal efficiency variable because they are directly recoverable from the inference trace, independent of API latency and provider pricing, and central to the objective of composite-tool synthesis. For each sample i and method $m \in \{s, d\}$, let $n_{i,\text{tool}}^m$ denote the number of visible tool calls made by method m before producing its final response. We define the paired tool-call reduction as

$$\Delta e_i = n_{i,\text{tool}}^s - n_{i,\text{tool}}^d. \quad (6)$$

Thus, $\Delta e_i > 0$ indicates that Dynamic-SAGE uses fewer visible tool calls than Static-SAGE on sample i , $\Delta e_i < 0$ that it uses more, and $\Delta e_i = 0$ is tool-neutral. We report reasoning turns, latency, token usage, and monetary cost separately as descriptive efficiency measures. Each paired comparison is summarized by the tuple $z_i = (y_i^s, y_i^d, \Delta e_i)$, recording whether Dynamic-SAGE preserved, improved, or lost correctness and whether the outcome used fewer visible tool calls.

We define six outcome groups by joint correctness (y_i^s, y_i^d) and the sign of Δe_i :

$$\begin{aligned} \mathcal{G}_{\text{safe}} &: (1, 1), \Delta e_i > 0; & \mathcal{G}_{\text{neutral}} &: (1, 1), \Delta e_i = 0; \\ \mathcal{G}_{\text{overhead}} &: (1, 1), \Delta e_i < 0; & \mathcal{G}_{\text{ideal}} &: (0, 1), \Delta e_i > 0; \\ \mathcal{G}_{\text{costly-gain}} &: (0, 1), \Delta e_i \leq 0; & \mathcal{G}_{\text{loss}} &: (1, 0). \end{aligned} \quad (7)$$

$\mathcal{G}_{\text{loss}}$ treats any correctness regression as a failure regardless of tool-call count, since we consider accuracy loss unacceptable irrespective of efficiency gains. Within $\mathcal{G}_{\text{loss}}$, we report the distribution of Δe_i separately to distinguish cases where Dynamic-SAGE loses correctness while also increasing tool use from cases where it loses correctness while reducing it.

Both-failure cases, where $y_i^s = 0$ and $y_i^d = 0$, are reported separately and are not treated as positive outcomes even when Dynamic-SAGE uses fewer tool calls.

4. Experimental Setup

4.1. Benchmark and Protocol

We instantiate the cost-aware paired protocol of Section 3.6 on the SAGE-Bench benchmark, comparing Static-SAGE against Dynamic-SAGE under a fixed orchestrator and

primitive tool set so that the comparison isolates the effect of the expanded action space. We evaluate on **SAGE-Bench** [7], a diverse VideoQA benchmark spanning seven duration buckets (0–60 s to 2400+ s), three modalities (visual, verbal, both), four difficulty levels (easy, medium, hard, very hard), and two question formats (MCQ and open-ended). Following Algorithm 1 (Appendix S1), we stratify-sample $H=150$ questions as the synthesis holdout \mathcal{D}_h , which is excluded from evaluation. SAGE-Bench contains **1,744 questions**; after setting aside the 150-question synthesis holdout and removing 290 samples (about 17% of the remainder) whose source videos were unavailable when we collected the data, the evaluation split contains **1,304 samples** (595 MCQ, 709 open-ended). Because the videos are hosted externally, this exact split may be hard to reproduce later. We report in Appendix S8 how the dropped and retained samples compare in duration, difficulty, and modality so that the attrition is not silently selective; we also report the distribution of the held-out set. We report overall accuracy, per-type accuracy (MCQ/open-ended), per-modality accuracy (visual/verbal/both), average visible and primitive tool calls per sample ($n_{i,\text{tool}}$), average reasoning turns, wall-clock latency per sample, and GPT-4o tool cost per sample.

4.2. Models and Implementation Details

Orchestrator. Both Static-SAGE and Dynamic-SAGE use GPT-4o [6] as the reasoning orchestrator, with the same multi-turn reasoning loop, the same iterative reasoning budget, and the iterative reasoner supplied with sampled frames from the most recent tool result. The two pipelines differ only in their action space (\mathcal{T}_s for Static-SAGE versus $\mathcal{T}_s \cup \mathcal{T}_d$ for Dynamic-SAGE), so the comparison isolates the effect of the expanded action space. Decoding temperatures and budgets are listed in Appendix S1, and we report an ablation that disables the reasoner’s direct vision there. **Static-SAGE (GPT-4o orchestrator).** The baseline system uses the six primitive tools in \mathcal{T}_s shown in Table 1, providing a strong agentic baseline with multi-turn reasoning over video evidence. **Dynamic-SAGE.** The offline synthesis stage also uses GPT-4o, with agent-specific sampling temperatures (listed in Appendix S1) that encourage diverse candidate interfaces while keeping generated code stable. The verification stage is deterministic and rejects invalid, duplicate, unsafe, pure-wrapper, or non-compositional candidates before registration. After verification and deduplication, the synthesis stage yields $|\mathcal{T}_d| = 5 \leq K$ composite tools from 48 name-unique signature proposals, which are added to the tool registry as \mathcal{T}_d ; the full filtering breakdown is in Table S1 (Appendix S2). During evaluation, Dynamic-SAGE selects from $\mathcal{T}_s \cup \mathcal{T}_d$. **RL-trained orchestrator.** We also evaluate the RL-trained SAGE-MM-Qwen3-VL-8B-SFT_RL orchestrator as an additional reference. Because this policy

Table 2. **Dynamic tool library \mathcal{T}_d synthesized from 150 held-out queries.** Tool names are shortened aliases for readability. Compositions list abbreviated primitive calls in execution order; comma-separated calls occur at the same stage, and arrows denote data dependencies. d_k denotes composition depth (number of primitive operations).

Tool	Composition	d_k
visual_verbal	extract, transcribe	2
visual_detail	extract \rightarrow reason	2
topic_speech	ground \rightarrow transcribe	2
mcq_evidence	extract, transcribe \rightarrow reason	3
event_detail	ground \rightarrow extract \rightarrow reason	3

was trained on the original SAGE tool library, it produced 0% synthesized-tool adoption in our dynamic-tool setting. We therefore exclude it from the main paired comparison and use GPT-4o for both conditions.

4.3. Synthesized Tool Library

The offline synthesis pipeline (Algorithm 1, Appendix S1) processes the 150 holdout queries and synthesizes $K=5$ composite tools, summarised in Table 2. Depths range 2-3 primitive operations; no tool is a pure wrapper ($d_k=1$), and no two tools share a fingerprint. The synthesis completed offline before evaluation.

5. Results

5.1. Headline Accuracy

Across the 1,304-sample evaluation split, Dynamic-SAGE improves overall accuracy by +7.52 points ($p < 0.001$) over Static-SAGE (GPT-4o orchestrator), from 60.43% to 67.94%. We first establish this headline result and its statistical reliability across subgroups; the following subsections then decompose how the gain is achieved and at what cost.

Table 3 reports subgroup accuracy together with paired statistical tests. Since Static-SAGE and Dynamic-SAGE are evaluated on the same question-video pairs, we test significance with McNemar’s test on the Dynamic-only and Static-only correct counts, and compute confidence intervals by bootstrap resampling over paired samples.

The improvement is broad rather than uniform. By question type, gains are significant for both MCQ (+5.55) and open-ended (+9.17) questions, with the larger gain on open-ended. By modality, the visual subset shows the largest and most significant gain (+9.29, $p < 0.001$), whereas the verbal (+5.26, $p = 0.454$) and mixed-modality (+2.14, $p = 0.497$) subsets show smaller differences whose confidence intervals cross zero, the verbal subset is also small ($N = 76$). The expanded action space, therefore, helps most when evidence can be captured by visual tool-use patterns and is statistically neutral when answers depend on speech or combined evidence.

Table 3. **Subgroup accuracy and paired reliability analysis on SAGE-Bench.** Δ Acc. is Dynamic-SAGE minus Static-SAGE (GPT-4o orchestrator). Confidence intervals are computed by paired bootstrap resampling. McNemar’s test uses paired disagreement counts between Dynamic-only correct and Static-only correct samples.

Subset	N	Static	Dyn.	Δ	95% CI	p
Overall	1304	60.43	67.94	+7.52	[+5.1, +10.1]	<0.001
MCQ	595	73.78	79.33	+5.55	[+2.4, +8.7]	<0.001
Open-ended	709	49.22	58.39	+9.17	[+5.5, +12.8]	<0.001
Visual	947	56.39	65.68	+9.29	[+6.3, +12.3]	<0.001
Verbal	76	71.05	76.32	+5.26	[-5.3, +15.8]	0.454
Both	281	71.17	73.31	+2.14	[-2.9, +7.1]	0.497
Easy	391	76.47	81.59	+5.12	[+1.0, +9.2]	0.021
Medium	327	62.08	67.89	+5.81	[+1.2, +10.4]	0.018
Hard	535	49.53	59.07	+9.53	[+5.2, +13.8]	<0.001
Very hard	51	41.18	56.86	+15.69	[+3.9, +27.5]	0.039
Short videos	692	67.49	72.69	+5.20	[+2.2, +8.2]	0.001
Long videos	612	52.45	62.58	+10.13	[+6.1, +14.2]	<0.001

The gains also increase with question difficulty. Accuracy improves significantly on easy (+5.12), medium (+5.81), and hard (+9.53) questions, with the largest reliable gain on the hard subset. The very-hard subset shows the largest point estimate (+15.69, $p = 0.039$), but this should be read cautiously: it contains only 51 samples and its confidence interval is wide ([+3.92, +27.45]). Gains are likewise significant for both short (+5.20) and long (+10.13) videos, and are larger on long videos, consistent with the larger tool-call savings observed below. The gains concentrate on visual, open-ended, hard, and long-video questions, while verbal and mixed-modality questions show no significant pipeline-level difference.

5.2. Efficiency Decomposition

Having established the accuracy gain, we turn to its cost. Table 4 reports per-question resource usage for Static-SAGE and Dynamic-SAGE. The tool-call row corresponds directly to the paired efficiency variable from Section 3.6. Since Δe_i is defined as the number of visible tool calls saved by Dynamic-SAGE on sample i , the aggregate saving is obtained by averaging Δe_i over the evaluation set. Dynamic-SAGE obtains a positive mean saving, $\overline{\Delta e} = 0.88$, indicating that the dynamically expanded tool library reduces visible tool use by nearly one call per question on average.

Reductions appear consistently in reasoning turns, visible tool calls, and latency, while token usage and cost increase. The visible-call saving, however, does not by itself show what happens to total effort: a composite tool counts as one visible call but executes several primitive operations internally. We therefore also report the number of *primitive operations* per sample, expanding each invoked com-

Table 4. **Efficiency comparison on SAGE-Bench.** All metrics are reported per sample. Absolute change reports Dynamic-SAGE minus Static-SAGE in the original metric units, while relative change reports this difference normalized by the Static-SAGE value. Negative values indicate reduced resource usage. *Visible tool calls* counts orchestrator-issued calls, where a composite tool counts once; *primitive ops* counts each underlying primitive invocation, expanding every composite according to its depth.

Metric	Static	Dynamic	Abs. Δ	Rel. Δ
Reasoning turns	3.34	2.40	-0.94	-28%
Visible calls	3.16	2.28	-0.88	-28%
Primitive ops	3.16	4.14	+0.98	+31%
Latency	57.76s	54.56s	-3.20s	-6%
Tokens	47.8k	64.0k	+16.1k	+34%
Cost	\$0.127	\$0.161	+\$0.034	+26%

posite according to its depth. Once composite tools are expanded, the total number of primitive operations per sample increases by 31%. Dynamic-SAGE therefore shifts cost from orchestration steps toward per-call token consumption rather than reducing every axis of cost: the multi-axis profile the protocol is designed to surface.

5.3. Paired Decomposition

We decompose the paired outcomes from Section 3.6 into six correctness–efficiency categories (full counts in Table S7, Appendix S7), separating cases where Dynamic-SAGE preserves correctness while reducing tool use from cases where compressed reasoning changes the final answer. The decomposition exactly explains the overall accuracy change: Dynamic-SAGE gains correctness on $|G_{\text{ideal}}| + |G_{\text{costly-gain}}| = 188$ samples and loses correctness on $|G_{\text{loss}}| = 90$, so the net change is $\Delta\text{Acc} = (188 - 90)/N = +7.52\%$. The improvement is real but not uniform: some questions regress even as the aggregate rises.

5.4. Where Dynamic Tools Help and Hurt

Breaking the paired outcome groups down by question category (Table S4 in Appendix S5) localizes these effects. By modality, loss is lowest on visual questions (6.3%) and highest on mixed-modality ones (8.5%), with verbal in between (7.9%, $N=76$), so Dynamic-SAGE is most reliable on visual and least on combined evidence. By format, open-ended questions show both higher ideal (12.7% vs. 7.9%) and higher loss rates (8.3% vs. 5.2%) than MCQ, giving the expanded action space more room to both help and hurt when answers are unconstrained by choices. Long videos also show larger mean savings than short ones ($\Delta e = 1.24$ vs. 0.56), where the static agent would otherwise need longer trajectories. Loss rates stay non-negligible across all categories, so while every category improves on net (Section 5.1), the expansion adds per-category reliability risk rather than a uniformly safe improvement.

5.5. Compression Failures and Tool Adoption

Among the 90 G_{loss} samples, most losses (53%) occur when Dynamic-SAGE uses *more* tool calls than Static-SAGE, so the dominant failure mode is not premature over-compression but extended trajectories that still reach the wrong answer. Consistent with this, 51.1% of losses fall on hard-to-very-hard questions and 65.6% are open-ended, locating the bottleneck where the expanded action space does the most work rather than in any single tool. Adoption is also non-uniform: two depth-2 tools account for most invocations, while deeper tools are rarely used and less accurate when they are, so dynamic synthesis mainly helps on frequent, shallow patterns. Full loss-subset and per-tool statistics are in Appendices S3 and S4 (Tables S2 and S3).

6. Conclusion

Inspired by VADAR [13], we introduce Dynamic-SAGE, an offline dynamic tool synthesis extension of the SAGE long-video reasoning framework [7]. Dynamic-SAGE generates reusable composite tools from held-out SAGE-Bench questions and adds them to the agent’s tool library before evaluation. In addition, we formalize cost evaluation, allowing us to study the accuracy and cost jointly for dynamic composite tool synthesis in VideoQA.

The protocol lets us answer the question the gap posed, whether enlarging the action space helps once inference effort is accounted for, rather than assume it. Dynamic-SAGE improves overall accuracy by 7.52 points ($p < 0.001$) on the 1,304-question SAGE-Bench evaluation split while reducing reasoning turns and visible tool calls by around 28%, but increasing token usage and monetary cost by 34% and 26%, respectively. The answer is therefore conditional: the expanded action space helps, but it shifts cost from orchestration steps toward per-call token consumption rather than reducing every axis, a multi-axis profile a scalar accuracy comparison would miss.

Our paired comparison and analysis of pure losses localizes the failures to difficult, open-ended questions that demand more effort from the pipeline. This indicates that synthesized tools’ routing and reliability on these difficult questions remain the main bottlenecks. Future work should focus on improving the quality, distinctiveness, and routing of synthesized tools rather than expanding the action space alone.

Further evaluation on other benchmarks and orchestrators, including fine-tuned RL-trained ones, is needed, and we expect that sampling queries from a more uniform domain distribution will yield more compositional and novel tools.

References

- [1] Anthropic. Introducing Claude Opus 4.6. <https://www.anthropic.com/news/claude-opus-4-6>, 2026.
- [2] Rohan Choudhury, Koichiro Niinuma, Kris M Kitani, and László A Jeni. Video question answering with procedural programs. In *European Conference on Computer Vision*, pages 315–332. Springer, 2024.
- [3] DeepSeek-AI. Deepseek-v4: Towards highly efficient million-token context intelligence, 2026.
- [4] Yue Fan, Xiaojian Ma, Rujie Wu, Yuntao Du, Jiaqi Li, Zhi Gao, and Qing Li. Videoagent: A memory-augmented multimodal agent for video understanding. In *European Conference on Computer Vision*, pages 75–92. Springer, 2024.
- [5] Tanmay Gupta and Aniruddha Kembhavi. Visual programming: Compositional visual reasoning without training. In *Proceedings of the IEEE/CVF Conference on Computer Vision and Pattern Recognition*, pages 14953–14962, 2023.
- [6] Aaron Hurst, Adam Lerer, Adam P Goucher, Adam Perelman, Aditya Ramesh, Aidan Clark, AJ Ostrow, Akila Welihinda, Alan Hayes, Alec Radford, et al. Gpt-4o system card. *arXiv preprint arXiv:2410.21276*, 2024.
- [7] Jitesh Jain, Jialuo Li, Zixian Ma, Jieyu Zhang, Chris Dongjoo Kim, Sangho Lee, Rohun Tripathi, Tanmay Gupta, Christopher Clark, Humphrey Shi, et al. Sage: Training smart any-horizon agents for long video reasoning with reinforcement learning. In *Proceedings of the IEEE/CVF Conference on Computer Vision and Pattern Recognition*, pages 41478–41488, 2026.
- [8] Jie Lei, Licheng Yu, Mohit Bansal, and Tamara Berg. Tvqa: Localized, compositional video question answering. In *Proceedings of the 2018 Conference on Empirical Methods in Natural Language Processing*, pages 1369–1379, 2018.
- [9] Jie Lei, Licheng Yu, Tamara Berg, and Mohit Bansal. Tvqa+: Spatio-temporal grounding for video question answering. In *Proceedings of the 58th Annual Meeting of the Association for Computational Linguistics*, pages 8211–8225, 2020.
- [10] Yanwei Li, Chengyao Wang, and Jiaya Jia. Llama-vid: An image is worth 2 tokens in large language models. In *European Conference on Computer Vision*, pages 323–340. Springer, 2024.
- [11] Bin Lin, Yang Ye, Bin Zhu, Jiayi Cui, Munan Ning, Peng Jin, and Li Yuan. Video-llava: Learning united visual representation by alignment before projection. In *Proceedings of the 2024 Conference on Empirical Methods in Natural Language Processing*, pages 5971–5984, 2024.
- [12] Kartikeya Mangalam, Raiymbek Akshulakov, and Jitendra Malik. Egoschema: A diagnostic benchmark for very long-form video language understanding. *Advances in Neural Information Processing Systems*, 36:46212–46244, 2023.
- [13] Damiano Marsili, Rohun Agrawal, Yisong Yue, and Georgia Gkioxari. Visual agentic ai for spatial reasoning with a dynamic api. In *Proceedings of the Computer Vision and Pattern Recognition Conference*, pages 19446–19455, 2025.
- [14] Juhong Min, Shyamal Buch, Arsha Nagrani, Minsu Cho, and Cordelia Schmid. Morevqa: Exploring modular reasoning models for video question answering. In *Proceedings of the IEEE/CVF Conference on Computer Vision and Pattern Recognition*, pages 13235–13245, 2024.
- [15] Tony Montes and Fernando Lozano. Viqagent: Zero-shot video question answering via agent with open-vocabulary grounding validation. *arXiv preprint arXiv:2505.15928*, 2025.
- [16] Arsha Nagrani, Sachit Menon, Ahmet Iscen, Shyamal Buch, Ramin Mehran, Nilpa Jha, Anja Hauth, Yukun Zhu, Carl Vondrick, Mikhail Sirotenko, et al. Minerva: Evaluating complex video reasoning. In *Proceedings of the IEEE/CVF International Conference on Computer Vision*, pages 23968–23978, 2025.
- [17] Dídac Surís, Sachit Menon, and Carl Vondrick. Vipergpt: Visual inference via python execution for reasoning. In *Proceedings of the IEEE/CVF International Conference on Computer Vision*, pages 11888–11898, 2023.
- [18] Qwen Team. Qwen3 technical report, 2025.
- [19] Haoning Wu, Dongxu Li, Bei Chen, and Junnan Li. Longvideobench: A benchmark for long-context interleaved video-language understanding. *Advances in Neural Information Processing Systems*, 37:28828–28857, 2024.
- [20] Junbin Xiao, Xindi Shang, Angela Yao, and Tat-Seng Chua. Next-qa: Next phase of question-answering to explaining temporal actions. In *Proceedings of the IEEE/CVF Conference on Computer Vision and Pattern Recognition*, pages 9777–9786, 2021.
- [21] Hang Zhang, Xin Li, and Lidong Bing. Video-llama: An instruction-tuned audio-visual language model for video understanding. In *Proceedings of the 2023 Conference on Empirical Methods in Natural Language Processing: System Demonstrations*, pages 543–553, 2023.

This appendix is organized around the same multi-axis argument as the main paper: synthesized tools shift, rather than uniformly reduce, inference cost, and the resulting accuracy gains are reliable on visual, open-ended, and long-video questions but neutral on verbal and combined evidence. Section S1 provides the implementation settings and full offline synthesis procedure. Section S2 reports synthesis filtering, Section S3 analyzes correctness regressions, Section S4 examines synthesized-tool adoption, and Section S5 reports paired outcomes by question category. Section S6 evaluates robustness across multiple automatic judges, while Section S7 gives the full paired correctness–efficiency decomposition. Section S8 documents the evaluation subset, unavailable samples, and synthesis holdout. Section S9 isolates the effect of the iterative reasoner’s inline vision feed from the effect of expanding the tool library. Finally, Section S10 presents qualitative examples from $\mathcal{G}_{\text{safe}}$, $\mathcal{G}_{\text{ideal}}$, $\mathcal{G}_{\text{loss}}$, and the both-failure category. Appendix section, table, figure, and equation numbers are prefixed with “S”.

S1. Implementation Details

This section lists the decoding and budget settings referenced in the main paper. Both Static SAGE (GPT-4o orchestrator) and Dynamic-SAGE run the GPT-4o orchestrator at temperature 0.0 with an iterative reasoning budget of $N = 10$ steps. Offline tool synthesis processes the held-out synthesis set \mathcal{D}_h in batches of 15 and uses agent-specific sampling temperatures: the Signature Agent uses temperature 0.7 to encourage diverse candidate tool interfaces, while the Implementation Agent uses temperature 0.3 to produce more stable executable code. The verification stage is deterministic.

Implementation Agent prompt assembly. The Implementation Agent is given the existing tool sources, the proposed docstring, the proposed signature, and the sibling signatures from the same generation batch. Its output is restricted to imports and an implementation body; the generator then assembles the complete function using the signature and docstring produced by the Signature Agent.

Verification Agent checks. The verifier first performs static checks, including Python syntax validation, banned-import rejection, docstring validation, and broad exception-handler rejection. It then imports the candidate in a controlled test module and dry-runs the function using placeholder inputs. To avoid expensive or side-effecting calls during verification, the original SAGE tools are replaced with strict stubs that mimic their runtime signatures and return shapes. This catches common implementation errors

Algorithm 1 Offline Dynamic Tool Synthesis

Input: benchmark questions \mathcal{D} , static tool library \mathcal{T}_s , holdout size H , batch size B , max tools K (non-binding)
Output: dynamic tool library \mathcal{T}_d

- 1: $\mathcal{D}_h \leftarrow \text{STRATIFIEDSAMPLE}(\mathcal{D}, H)$
- 2: Exclude \mathcal{D}_h from final evaluation
- 3: $\mathcal{P} \leftarrow []$
- 4: $\mathcal{T}_d \leftarrow \emptyset$
- 5: $\mathcal{F} \leftarrow \emptyset$
- 6: **for** each batch $Q_b \subset \mathcal{D}_h$ of size B **do**
- 7: $\mathcal{P}_b \leftarrow \text{SIGNATUREAGENT}(Q_b, \mathcal{T}_s, \mathcal{P})$
- 8: Add name-unique proposals from \mathcal{P}_b to \mathcal{P}
- 9: **end for**
- 10: **for** each proposal $p \in \mathcal{P}$ **do**
- 11: **if** $|\mathcal{T}_d| = K$ **then**
- 12: **break**
- 13: **end if**
- 14: $c \leftarrow \text{IMPLEMENTWITHRETRIES}(p, \mathcal{T}_s, \mathcal{P})$
- 15: **if** c fails verification **then** \triangleright syntax, safety, and evidence-return contract
- 16: Mark p as rejected
- 17: **continue**
- 18: **end if**
- 19: $f \leftarrow \text{FINGERPRINT}(c)$
- 20: **if** $\text{PUREWRAPPER}(f)$ **then**
- 21: Mark p as skipped wrapper
- 22: **else if** $f \in \mathcal{F}$ **then**
- 23: Mark p as skipped duplicate
- 24: **else**
- 25: $\mathcal{T}_d \leftarrow \mathcal{T}_d \cup \{c\}$
- 26: $\mathcal{F} \leftarrow \mathcal{F} \cup \{f\}$
- 27: **end if**
- 28: **end for**
- 29: Register \mathcal{T}_d with the agent’s tool library
- 30: **return** \mathcal{T}_d

such as invalid keyword arguments, non-dictionary returns, missing docstrings, and passing transcript strings as media paths. The verifier also enforces the *evidence-return contract*, rejecting tools that take a question-type argument or that invoke reasoning in answer (verdict-committing) mode.

Offline synthesis procedure. Algorithm 1 gives the full offline synthesis procedure referenced in the main paper. It is completed before evaluation; the orchestrator never writes Python at inference time, and the evaluation runtime differs from Static SAGE only by the additional registered tools in \mathcal{T}_d .

S2. Offline Synthesis Filtering

Table S1 details the offline synthesis filtering pipeline summarized in the main paper. Starting from 48 name-unique signature proposals, strict-stub validation rejects 6 candidates. Of those passing validation, 37 are skipped as duplicate composition fingerprints and none as pure wrappers,

Table S1. Dynamic-SAGE offline synthesis filtering. Each candidate is implemented and validated first; the composition-fingerprint duplicate check and the pure-wrapper check are applied only to candidates that pass validation. From 48 name-unique signature proposals, the pipeline registers five accepted composite tools.

Stage	Count
Raw signature proposals	48
Rejected by strict-stub validation	6
Skipped as duplicate composition fingerprint	37
Skipped as pure wrapper	0
Accepted into library	5

Table S2. Analysis of G_{loss} cases, where Static SAGE (GPT-4o orchestrator) is correct but Dynamic-SAGE is incorrect. Percentages are computed over the 90 loss cases.

Loss subset	Count	% of G_{loss}	Mean Δe
Dynamic-SAGE uses fewer calls	22	24.4	2.50
Dynamic-SAGE uses same calls	20	22.2	0.00
Dynamic-SAGE uses more calls	48	53.3	-3.46

leaving 5 accepted composite tools registered in the dynamic library \mathcal{T}_d .

S3. Compression Failure Analysis

Table S2 analyzes the 90 samples where Dynamic-SAGE loses correctness relative to Static SAGE (GPT-4o orchestrator). Most losses (53%) occur when Dynamic-SAGE uses *more* tool calls than Static SAGE, so the dominant failure mode is not over-compression that terminates evidence gathering prematurely, but extended trajectories that still arrive at the wrong answer. Consistent with this, 51.1% of losses concentrate in hard-to-very-hard questions and 65.6% are open-ended, indicating that the reliability bottleneck lies where the expanded action space does the most work rather than in any single tool failing.

S4. Synthesized Tool Adoption

Table S3 reports how the synthesized tools are used during Dynamic-SAGE inference. The two most-used tools account for most synthesized-tool invocations, while deeper or more specialized tools are rarely selected. This indicates that dynamic synthesis primarily helps when it captures frequent, shallow reasoning patterns, such as the extract-transcribe composition.

The adoption pattern shows that Dynamic-SAGE does not use synthesized tools uniformly. Most synthesized-tool calls come from a depth-2 tool, while the deeper event extraction and reasoning tool is invoked far less often and is associated with lower accuracy when used. The safe/ideal/loss counts also show that synthesized-tool use is

mixed: the same tools that produce safe efficiency gains and dynamic-only correct answers can also appear in loss cases.

S5. Paired Outcomes by Category

Table S4 breaks the paired safe, ideal, and loss rates down by modality, answer format, and video length, complementing the subgroup-accuracy analysis in the main paper. The conclusions drawn from it, that Dynamic-SAGE is most reliable on visual evidence and least on combined evidence, that open-ended questions have more room to both help and hurt, and that long videos yield larger tool-call savings, are summarized in the main paper.

S6. Judge Robustness

To confirm that the reported accuracy gains are not an artifact of using GPT-4o as the automatic judge, we repeat the complete evaluation with judges from three additional model families. As shown in Table S5, the absolute accuracy estimates vary across judges, but all evaluators rank Dynamic-SAGE above Static-SAGE by 5–8 points.

S7. Paired Correctness–Efficiency Decomposition

Table S7 gives the full counts for the six correctness–efficiency outcome groups summarized in the main paper, together with the both-failure cases. The net accuracy change reported in the main paper follows directly from these counts.

S8. Dropped and Retained Samples

Due to restricted access to some YouTube videos, not all SAGE-bench videos were accessible for evaluation. SAGE-Bench contains 1,744 questions. We reserve 150 questions for offline tool synthesis. Of the remaining 1,594 questions, 290 have unavailable source videos, leaving 1,304 evaluation questions. Table S6 displays the statistics of our evaluation subset compared to the full SAGE-bench. The subset does not skew towards any specific category compared to the original dataset. In addition, we report the distribution of the queries held out for composite tool synthesis in Table S8.

S9. Vision Ablation

In Section 4.2 of the main paper, we mention that the orchestrator in our experiments uses the same structure as the original SAGE orchestrator, but differs in allowing media from the most recent tool call to be passed to the iterative reasoner (vision enabled). In Table S9, we report the main accuracy and cost results comparison with respect to the original SAGE orchestrator capabilities. We note that

Table S3. Synthesized-tool adoption and paired outcomes on SAGE-Bench. Invocation percentage is computed over accepted synthesized-tool calls, excluding invalid blocked requests. Accuracy and outcome counts are computed over samples in which the tool is invoked at least once.

Tool	Composition	Depth	Inv. (%)	Acc.	Safe/Ideal/Loss
visual_verbal	extract, transcribe	2	775 (41.5)	57.1	58 / 70 / 58
mcq_evidence	extract, transcribe → reason	3	374 (20.0)	75.3	53 / 35 / 27
visual_detail	extract → reason	2	345 (18.5)	56.4	43 / 26 / 33
topic_speech	ground → transcribe	2	193 (10.3)	66.9	27 / 19 / 23
event_detail	ground → extract → reason	3	180 (9.6)	43.9	18 / 21 / 17

Table S4. **Paired outcomes by question category.** The safe, ideal, and loss rates from the paired decomposition, broken down by modality, answer format, and video length. *Safe*: both methods correct but Dynamic-SAGE uses fewer visible tool calls; *Ideal*: Dynamic-SAGE fixes a Static-SAGE error while also using fewer calls; *Loss*: Static-SAGE correct but Dynamic-SAGE incorrect, regardless of efficiency. Δe is the mean per-sample tool-call saving. This view localizes where the expanded action space helps and where it introduces reliability risk.

Category	N	Safe (%)	Ideal (%)	Loss (%)	Mean Δe
Visual	947	11.3	10.8	6.3	0.79
Verbal	76	11.8	13.2	7.9	0.45
Both	281	23.1	8.9	8.5	1.30
MCQ	595	13.9	7.9	5.2	0.49
Open-ended	709	13.8	12.7	8.3	1.20
Short videos	692	16.2	7.2	5.8	0.56
Long videos	612	11.3	14.2	8.2	1.24

Table S5. Evaluation robustness across different automatic judges. GPT-4o is the primary evaluator used throughout the paper. Results from additional model families show that Dynamic-SAGE consistently outperforms Static-SAGE despite variation in absolute accuracy estimates. **Bold** marks the higher accuracy per row; each Δ is shown as a green badge to indicate a gain.

Judge	Static-SAGE	Dynamic SAGE	Δ
GPT-4o (primary)	60.43	67.94	+7.52
Claude Opus 4.6	61.73	66.95	+5.22
Qwen3-235B	55.98	61.81	+5.83
DeepSeek V4 Pro	52.61	59.20	+6.59

the original SAGE pipeline (denoted Static SAGE No Vision) achieves higher accuracy than Static-SAGE with vision enabled, but at the cost of higher token usage due to an increase of tool calls to reach a final answer. Overall, Dynamic-SAGE outperforms both cases while maintaining a middle ground on inference cost.

S10. Qualitative Examples

In this section, we showcase examples from four groups, $\mathcal{G}_{\text{Safe}}$, $\mathcal{G}_{\text{Ideal}}$, $\mathcal{G}_{\text{Loss}}$, and both-failure. Figure S1, showcases the ideal case of Dynamic-SAGE answering correctly com-

Table S6. Distribution comparison between full SAGE-Bench and the evaluation subset used in this work. The subset excludes samples whose source videos were unavailable on YouTube at evaluation time.

Subset	SAGE-bench N	SAGE-bench %	Eval N	Eval %	Δ (% pts)
MCQ	793	45.47	595	45.63	+0.16
Open-ended	951	54.53	709	54.37	-0.16
Visual	1266	72.60	947	72.62	+0.02
Verbal	105	6.02	76	5.83	-0.19
Both	373	21.38	281	21.55	+0.17
Easy	518	29.70	391	29.98	+0.28
Medium	438	25.11	327	25.07	-0.04
Hard	715	41.00	535	41.03	+0.03
Very hard	73	4.19	51	3.91	-0.28
Short videos	920	52.75	692	53.07	+0.32
Long videos	824	47.25	612	46.93	-0.32

Table S7. Paired correctness–efficiency decomposition on SAGE-Bench. Each sample compares Static-SAGE and Dynamic-SAGE on the same question–video pair. Here, cheaper means $\Delta e_i > 0$, i.e., Dynamic-SAGE uses fewer visible tool calls than Static-SAGE (GPT-4o orchestrator).

Group	Interpretation	Count	%
$\mathcal{G}_{\text{safe}}$	correct in both; Dynamic-SAGE is cheaper	181	13.9
$\mathcal{G}_{\text{neutral}}$	correct in both; same tool-call count	302	23.2
$\mathcal{G}_{\text{overhead}}$	correct in both; Dynamic-SAGE uses more calls	215	16.5
$\mathcal{G}_{\text{ideal}}$	Dynamic-SAGE fixes the answer and is cheaper	137	10.5
$\mathcal{G}_{\text{costly-gain}}$	Dynamic-SAGE fixes the answer but is not cheaper	51	3.9
$\mathcal{G}_{\text{loss}}$	Static-SAGE is correct; Dynamic-SAGE is incorrect	90	6.9
Both wrong	neither method answers correctly	328	25.2

pared to Static-SAGE while reducing inference costs. Similarly, Figure S2 demonstrates a case where both systems answer correctly, but with Dynamic-SAGE reducing latency, reasoning turns, API requests, tokens, and monetary costs. Figures S3 and S4 showcase failure cases of Dynamic-SAGE; in these cases, committing an answer early leads to an incorrect answer. Dynamic-SAGE is not always superior to Static-SAGE; as discussed in Section 5.5, most of the loss cases cluster around difficult, open-ended questions that require surgical reasoning rather than compressed paths.

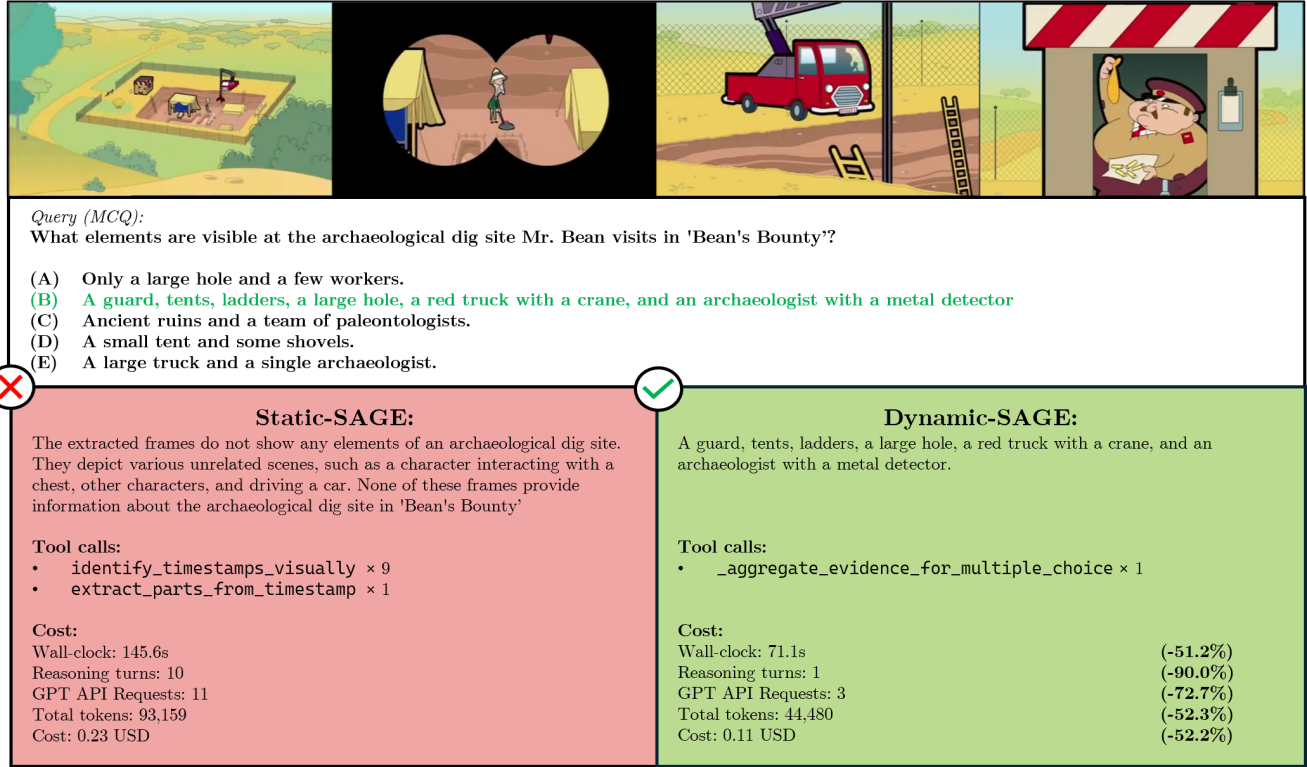


Figure S1. **Static vs Dynamic SAGE: case of \mathcal{G}_{ideal} .** Dynamic immediately commits the correct answer while Static spends the full reasoning budget and commits an incorrect answer.

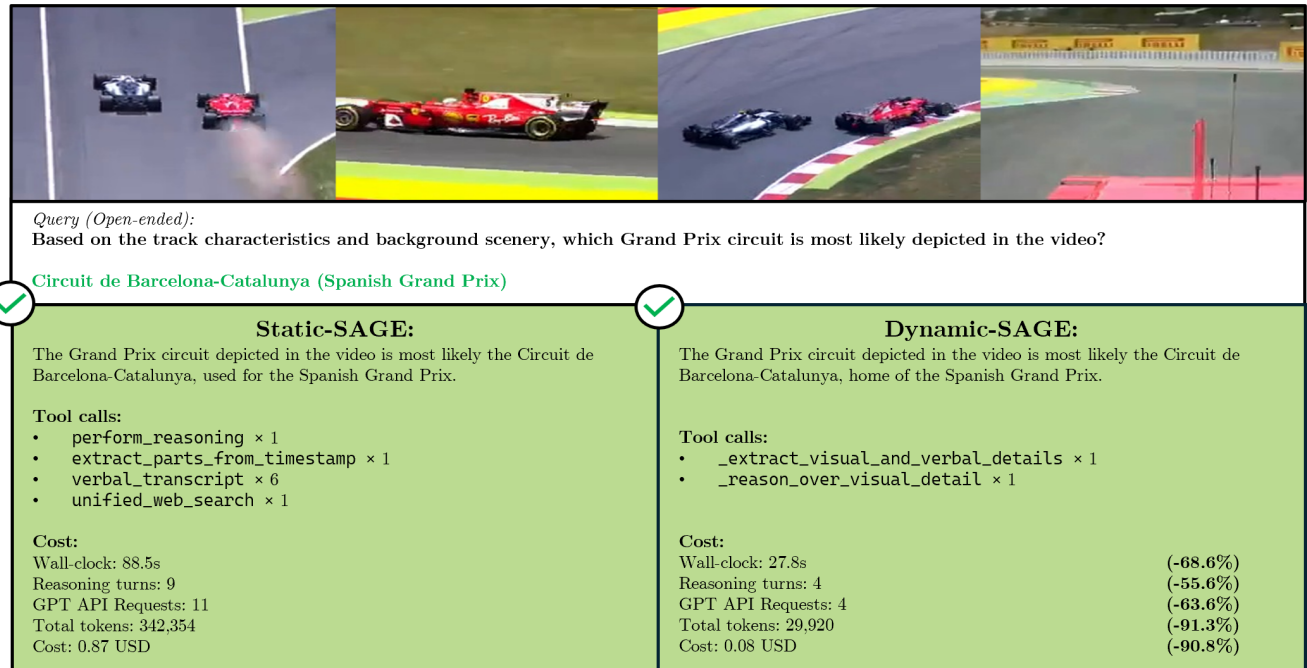


Figure S2. **Static vs Dynamic SAGE: case of \mathcal{G}_{safe} .** Both pipelines commit the correct answer. Dynamic-SAGE reduces inference cost significantly by reducing latency by 68.6%, reasoning by 55.6%, and tokens by 91.3%

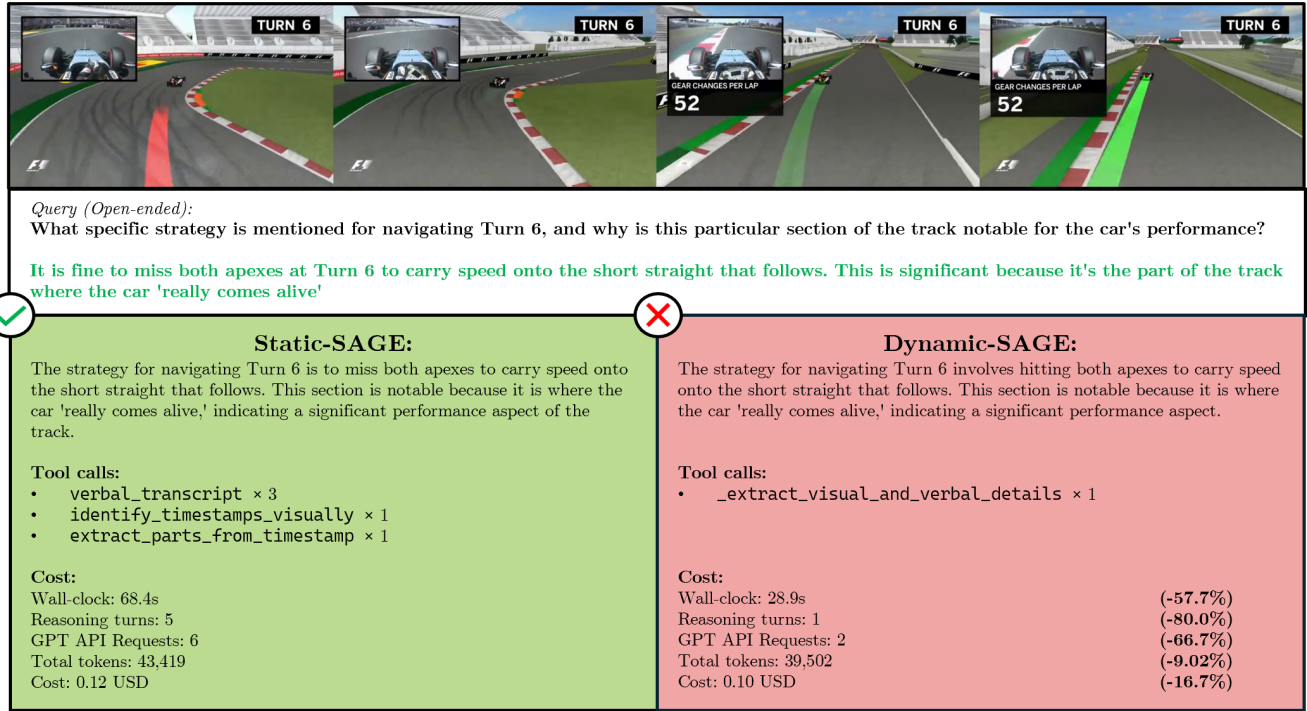


Figure S3. **Static vs Dynamic SAGE: case of $\mathcal{G}_{\text{loss}}$.** In this case, Dynamic fails quickly while Static eventually succeeds after much more reasoning.

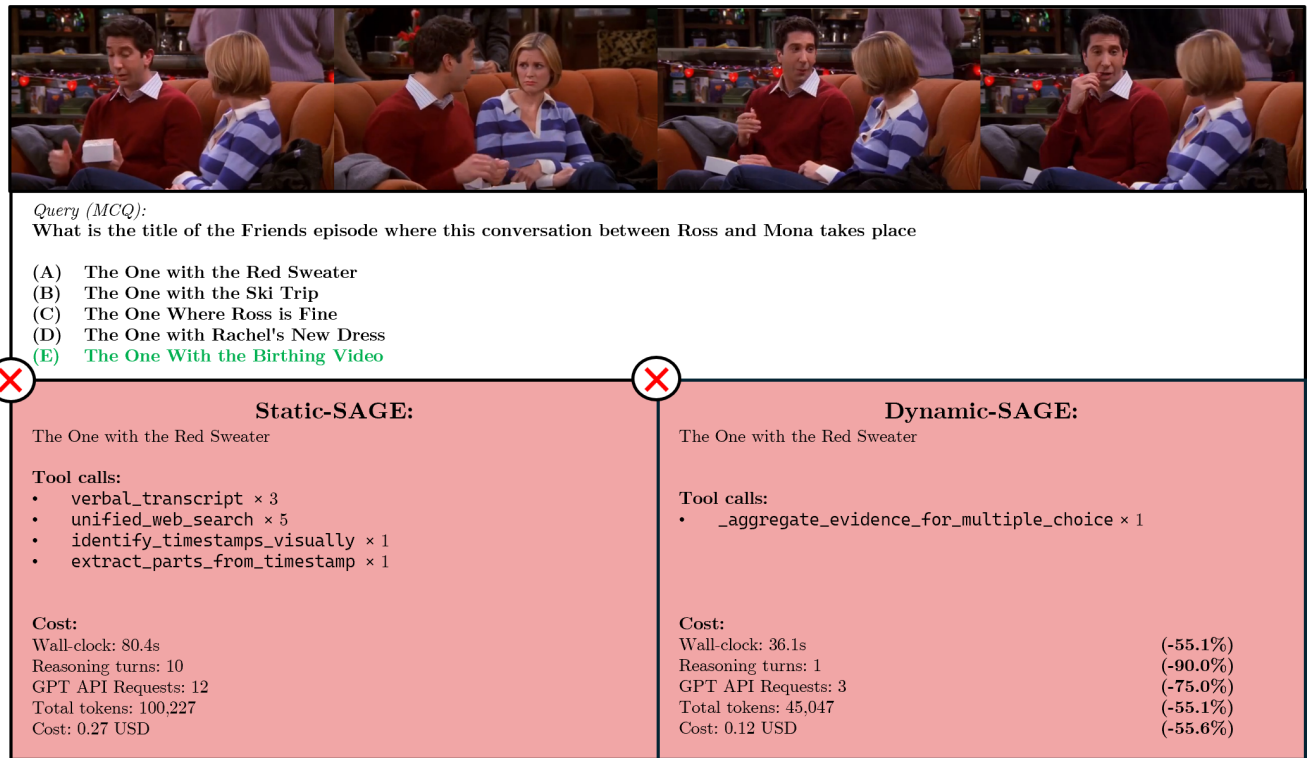


Figure S4. **Static vs Dynamic SAGE: case of Both-failure.** An example of graceful failure. Dynamic fails quickly while Static exhausts all of its reasoning budget before also failing.

Table S8. Comparison of the evaluation split and the 150-sample holdout set used for tool synthesis.

Subset	Evaluation (%)	Holdout (%)	Δ (%)
MCQ	45.6	48.0	+2.4
Open-ended	54.4	52.0	-2.4
Visual	72.6	69.3	-3.3
Verbal	5.8	9.3	+3.5
Both	21.5	21.3	-0.2
Easy	30.0	38.7	+8.7
Medium	25.1	27.3	+2.2
Hard	41.0	31.3	-9.7
Very hard	3.9	2.7	-1.2
Short videos	53.1	54.7	+1.6
Long videos	46.9	45.3	-1.6

Table S9. Ablation of the iterative reasoner’s inline vision feed on SAGE-Bench. The two static configurations differ only in whether the reasoner receives decoded frames from the most recent tool call. Dynamic SAGE with vision is included as a reference. For accuracy and turn rows, **bold** marks the best value and underline the second best. For the Tokens and Cost rows, the *lowest* (best) and *highest* (worst) values are badged green and red, respectively.

Metric	Static SAGE		Dynamic SAGE
	No Vision	With Vision	With Vision
OVERALL			
Accuracy (%)	<u>63.6</u>	60.4	67.9
Tokens	86.9M	<u>62.4M</u>	83.4M
Cost	\$229	<u>\$166</u>	\$210
Turns per question	4.11	<u>3.34</u>	2.40
MODALITY			
Both	68.0	<u>71.2</u>	73.3
Verbal	<u>73.7</u>	71.1	76.3
Visual	<u>61.5</u>	56.4	65.7
QUESTION TYPE			
Multiple choice	<u>74.6</u>	73.8	79.3
Open-ended	<u>54.3</u>	49.2	58.4
DIFFICULTY			
Easy	<u>78.0</u>	76.5	81.6
Medium	<u>67.3</u>	62.1	67.9
Hard	<u>52.5</u>	49.5	59.1
Very hard	<u>45.1</u>	41.2	56.9