

FaithMed: Training LLMs For Faithful Evidence-Based Medical Reasoning

Zhiyun Zhang^{1*}, Liwen Sun^{1*}, Xiang Qian², Chenyan Xiong^{1,3}

¹Carnegie Mellon University ²Stanford University School of Medicine ³Xlue

*Equal contribution

{zhiyunz, liwens, cx}@andrew.cmu.edu, xqian@stanford.edu

Abstract

Faithful reasoning is essential in medicine, where clinical decisions require transparent justification grounded in reliable evidence. Current medical LLMs either lack active access to evidence or use retrieved evidence without supervising how it should be appraised and applied during reasoning. To address this, we formalize evidence-based medicine principles as process-level criteria and introduce FaithMed, a framework that combines clinician-designed, automatically refined rubrics with reinforcement learning using step-level process reward assignment and advantage grouping. Across seven medical benchmarks, FaithMed improves over agentic-search baselines (+9% on average) and outcome-only RL (+5.8%), while raising average evidence-based medicine rubric scores over agentic-search Qwen3 baselines (+15.5%). This work demonstrates that explicit step-level supervision can improve both task success and the faithfulness of the reasoning process. Code is available at <https://github.com/cxcscmu/FaithMed>.

1 Introduction

In medicine, reliable clinical decision-making depends on reasoning that connects patient-specific information with trustworthy evidence and makes its justification transparent (Schwartz and Elstein, 2008). Evidence-based medical reasoning operationalizes this goal, requiring physicians to synthesize patient history, clinical findings, and medical guidelines to support accurate diagnoses and treatment planning (Sackett et al., 1996). In real-world healthcare settings, this reasoning process is often complex, time-consuming, and vulnerable to incomplete documentation, noisy observations, and inconsistent evidence across longitudinal patient records (Gruppen, 2017; Temsah et al., 2023).

Recent advances in large language models (LLMs) have demonstrated strong capabilities in

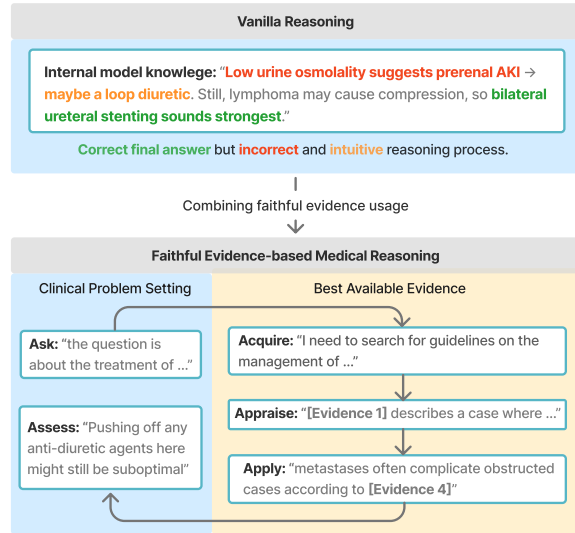


Figure 1: Comparing unfaithful reasoning with evidence-based medical reasoning.

medical question answering (QA) and clinical reasoning, motivating the development of automated systems that can assist clinicians in interpreting medical evidence and supporting healthcare decisions (Jin et al., 2019; Singhal et al., 2023b; Sun et al., 2024). However, ensuring that these systems produce faithful and evidence-grounded reasoning remains critical for improving reliability, transparency, and patient safety in high-stakes clinical environments (Singhal et al., 2023a; Saab et al., 2024).

To improve factual grounding and attribution, prior work has explored retrieval-augmented generation (RAG), which combines LLMs with external trustworthy medical knowledge sources to generate verifiable responses with supporting citations (Wang et al., 2025; Xiong et al., 2024; Gao et al., 2023). While these approaches can improve answer correctness and attribution, the reasoning process itself may still be unfaithful to the supporting evidence. In particular, models may generate

plausible rationales that drift from the patient context, cite irrelevant evidence, or make claims that are not fully supported by the retrieved information, as illustrated in Figure 1. Although the final answer is correct, the underlying reasoning process can still be flawed and unreliable.

To address this limitation, we introduce FaithMed, a framework for faithful evidence-based medical reasoning that trains LLMs to generate evidence-supported reasoning through rubric-guided reinforcement learning. Inspired by real-world evidence-based medicine workflows—*ask, acquire, appraise, apply, and assess*—we collaborate with clinicians to design initial rubrics that evaluate reasoning quality across these five dimensions, then automatically refine them to reduce redundancy and improve discriminativeness. We then integrate these refined rubrics into a step-level reinforcement learning framework with rubric-guided rewards. Instead of producing unconstrained rationales, FaithMed encourages the model to follow clinically meaningful reasoning by grounding intermediate reasoning steps in supporting evidence and generating accurate answers consistent with the evidence-based reasoning process.

Across seven medical benchmarks, FaithMed improves answer accuracy by 9% over agentic-search methods and by 10.8% over outcome-only RL baselines, while achieving a 15.5% gain in evidence-based medicine rubric scores. These gains suggest that faithful process supervision improves not only the reasoning trace but also final task performance. We further investigate different faithful reasoning injection strategies by comparing episode-level and step-level process rewards in reinforcement learning, and show that fine-grained step-level rewards derived from individual rubrics achieve superior performance. Moreover, our analysis reveals that episode-level process rewards can incorrectly assign credit across step groups, leading to suboptimal optimization. Finally, clinician-annotated case studies demonstrate that the reasoning produced by our method aligns more closely with the corresponding evidence-based medicine dimensions than strong baselines with agentic search.

Our main contributions can be summarized as follows:

- We propose a framework for faithful evidence-based medical reasoning that enables LLMs to generate clinically grounded responses with evidence-supported reasoning processes.

- We develop clinician-designed and automatically refined rubrics for faithful reasoning evaluation, and use them for reinforcement learning with step-level process reward assignment and advantage grouping.
- We demonstrate that our method improves not only answer accuracy but also reasoning faithfulness, outperforming existing baselines across multiple medical QA benchmarks.

2 Related Work

Medical RAG. Large language models have demonstrated promising performance on medical question answering benchmarks, as shown by systems such as Med-PaLM (Singhal et al., 2023a), Meditron (Chen et al., 2023), and Med-Gemini (Saab et al., 2024). However, these models remain prone to hallucination, motivating the adoption of retrieval-augmented generation (RAG) to ground responses in retrieved medical documents and improve factuality (Lewis et al., 2021; Xiong et al., 2024; Yang et al., 2024; Sun et al., 2025). Recent work such as MedCite (Wang et al., 2025) further emphasizes response verifiability by adapting citation generation and retrieval strategies (Gao et al., 2023; Huo et al., 2023; Ye et al., 2024) to the medical domain with specialized evaluation protocols, improving attribution to external medical knowledge sources. Nevertheless, existing approaches primarily focus on the factuality of final responses, while largely overlooking the faithfulness of the intermediate reasoning process, which may still lead to unreliable clinical conclusions.

Medical Reasoning. Clinical decision-making often requires complex multi-step reasoning over patient evidence during diagnosis and treatment planning. Prior work such as MedPrompt (Nori et al., 2023) leverages Chain-of-Thought (CoT) prompting (Wei et al., 2023) to improve medical reasoning capabilities of general-purpose LLMs during inference. Similarly, Huatuo-o1 (Chen et al., 2024) iteratively improves multi-step reasoning trajectories through verifier-guided feedback.

More recently, agentic medical systems have begun integrating reinforcement learning with RAG and process reward modeling using LLM-as-a-judge frameworks to improve reasoning quality (Jin et al., 2025; Yun et al., 2025; Jiang et al., 2025). Different from prior work, our method incorporates realistic evidence-based medicine workflows

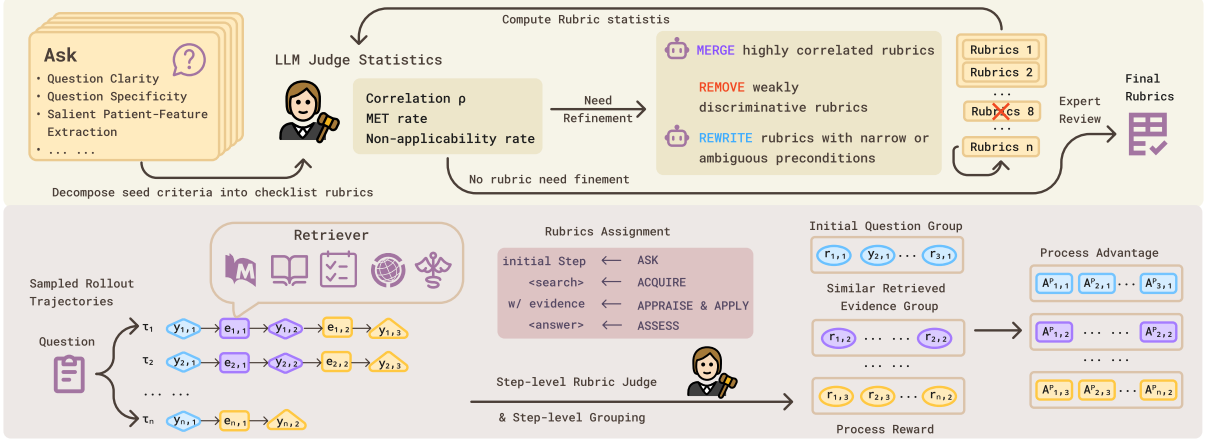


Figure 2: Method overview. We first design and refine rubrics for evaluating the reasoning process across five evidence-based medicine dimensions. We then use these rubrics to construct step-level process rewards, which are integrated with outcome rewards for policy optimization.

into a reinforcement learning framework with fine-grained step-level rewards. Guided by clinician-curated rubrics, our framework explicitly promotes faithful and trustworthy reasoning processes that remain grounded in supporting medical evidence throughout the path toward the final clinical conclusion.

3 Preliminaries

Reasoning Environment. We formulate evidence-based medical reasoning as an agent-environment interaction. Given a clinical question x , the initial state s_1 is conditioned on x . At each turn k , the model observes s_k and generates $y_k = (t_k, a_k)$, where t_k denotes the reasoning trace and $a_k \in \{\text{search}, \text{answer}\}$ is the action (Jin et al., 2025). A search action retrieves external evidence $e_k = \{e_{k,j}\}_j$, transitioning to the next state s_{k+1} and yielding reward r_k . The episode terminates when the model selects the answer action, producing a T -turn trajectory $\tau = \{(s_k, t_k, a_k, r_k)\}_{k=1}^T$. To enable citation grounding, each retrieved document $e_{k,j}$ is serialized within an `<information>` block and assigned the identifier `[Tk-Ej]`, which the model is prompted to reference in subsequent reasoning.

Outcome-Reward RL. The outcome reward for a trajectory τ is defined as $R^O(\tau) = \sum_{k=1}^T r_k^O$. In the standard GRPO setting, reward is assigned only at the end of the episode (Shao et al., 2024): $r_k^O = 0$ for $k < T$, while r_T^O is a binary signal indicating the correctness of the final answer. For each question, GRPO samples N candidate episodes

$\{\tau_i\}_{i=1}^N$ from the policy $\pi_\theta(y_k | s_k, x)$ and computes group-normalized episode rewards:

$$A_i^O = \frac{R^O(\tau_i) - \text{mean}(\{R^O(\tau_j)\}_{j=1}^N)}{\text{std}(\{R^O(\tau_j)\}_{j=1}^N)}. \quad (1)$$

This yields an episode-level outcome advantage shared across the entire trajectory.

4 FaithMed: Towards Fine-Grained Process Reward in Medical Reasoning

We present FaithMed, which trains LLMs with rubric-guided step-level process rewards for evidence-based medical reasoning. We first describe how the evaluation criteria are designed and refined in Section 4.1. We then define the step-level process reward in Section 4.2 and show how it is incorporated into policy optimization in Section 4.3.

4.1 Rubrics Design and Refinement

We first define the process-reward dimensions following the principles of evidence-based medicine (Sackett et al., 1996; Dusin et al., 2023): *Ask*, *Acquire*, *Appraise*, *Apply*, and *Assess*. Specifically, (1) *Ask* evaluates whether the information need is formulated as a clear clinical question; (2) *Acquire* measures whether the model retrieves relevant external evidence; (3) *Appraise* evaluates whether the retrieved evidence is critically assessed for relevance and support; (4) *Apply* measures whether the evidence is integrated with the clinical context; and (5) *Assess* evaluates whether the overall reasoning process and final decision are reviewed. For each dimension, we first design

seed criteria and then decompose them into binary checklist-style rubrics following CheckEval (Lee et al., 2025).

To reduce redundancy and eliminate uninformative criteria, we use teacher-generated medical QA reasoning trajectories to iteratively refine the curated rubric set until convergence. Specifically, we adopt a metric-driven recursive rubric-refinement procedure. In each iteration, an LLM judge scores all trajectory–rubric pairs, after which we compute rubric-level statistics, including non-applicability rate, MET rate, and pairwise Pearson correlation between rubrics.

These rubric-level statistics are then used to determine the refinement action: (1) MERGE rubrics with high pairwise correlation, as they capture overlapping reasoning behaviors; (2) REMOVE weakly discriminative rubrics with nearly constant labels, including rubrics that are almost always MET or UNMET; and (3) REWRITE rubrics with high non-applicability rates, which typically reflect overly narrow or ambiguous preconditions. The refinement process terminates when no active rubric satisfies any refinement criterion. MERGE and REWRITE operations are automatically performed by an LLM editor. Finally, a medical expert reviews the refined rubric set and performs final edits, yielding the rubrics used for process evaluation; the final rubric set is provided in Appendix A.1.

4.2 Step-level Process Reward

Outcome rewards only indicate whether the final answer is correct, but provide limited guidance on whether intermediate reasoning decisions are faithful to the available evidence. We therefore construct a process reward for each generated step $y_k = (t_k, a_k)$ by judging the step against the rubric dimensions that are relevant to its local context. Let $e_0 = \emptyset$. For a step k , we assign a dimension set D_k as follows: the initial step includes *Ask*; a search action includes *Acquire*; if the model has observed non-empty retrieved information e_{k-1} , the step includes *Appraise* and *Apply*; and an answer action includes *Assess*. These assignments are additive, so a step can be evaluated by multiple dimensions.

Then, we construct the applicable rubric set and evaluate the corresponding reasoning step:

$$\mathcal{R}_k = \bigcup_{d \in D_k} \mathcal{R}_d, \quad (2)$$

$$J_k = J(y_k, e_{k-1}, \mathcal{R}_k) \in \{0, 1\}^{|\mathcal{R}_k|}, \quad (3)$$

where \mathcal{R}_d denotes the refined rubrics for dimension d , and J_k denotes the binary rubric scores returned by the judge for step k . For trajectory i , we aggregate the applicable rubric scores into a scalar step-level process reward $r_{i,k}^P = \text{Agg}(J_{i,k})$, where $\text{Agg}(\cdot)$ denotes mean-centered rubric aggregation.

To obtain comparable process rewards, we group reasoning steps with similar observation contexts and retrieved evidence as anchor-state, following the strategy of GiGPO (Feng et al., 2025). The process advantage is computed using group-normalized step-level rewards:

$$A_{i,k}^P = \frac{r_{i,k}^P - \text{mean}(\mathcal{G}(\tilde{s}_{i,k}))}{\text{std}(\mathcal{G}(\tilde{s}_{i,k})) + \epsilon}, \quad (4)$$

where $\mathcal{G}(\tilde{s}_{i,k})$ denotes the multiset of process rewards in the anchor group associated with anchor state $\tilde{s}_{i,k}$. This yields fine-grained comparative process feedback, where a search or answer step is rewarded when it better satisfies the relevant rubrics than alternative steps under a similar observation context.

4.3 FaithMed Policy Optimization

Outcome-only RL assigns the same episode-level signal to every step in a trajectory. In FaithMed, the final-answer reward r^O and rubric-guided process reward r^P are treated as separate supervision signals: r^O defines the episode-level outcome advantage A_i^O in Eq. 1, while r^P defines the step-level process advantage $A_{i,k}^P$ in Eq. 4. The advantage for step k in trajectory i is computed as

$$A_{i,k} = A_i^O + \lambda A_{i,k}^P, \quad (5)$$

where λ controls the contribution of rubric-guided process feedback. The first term encourages trajectories that reach the correct final answer, while the second term provides additional credit to intermediate reasoning steps that better satisfy the process rubrics under a similar evidence context. We then optimize $A_{i,k}$ using the standard GRPO clipped objective over the generated tokens in step $y_{i,k}$, together with the standard reference-policy KL penalty. This enables FaithMed to jointly optimize final-answer correctness and intermediate evidence-based medicine behaviors.

5 Experiments Setup

Datasets. We evaluate on a diverse suite of medical benchmarks that cover complementary

Table 1: Main benchmark results. FaithMed here uses the no-SFT recipe. GRPO uses outcome rewards only. § denotes reference LLM values reported by Medmarks-Verifiable (Warner et al., 2026). † denotes in-domain datasets and * denotes out-of-domain datasets.

Method	MedQA [†]	MedMCQA [†]	HeadQA [†]	MedCalc-Bench [†]	MedBullets*	MMLU-Pro-Health*	MedXpertQA*	Overall Acc.	
Reference LLMs									
Llama 3.1 8B Instruct	61.8	57.3	67.6	21.4	52.2	56.0	11.8	46.9	
Gemma 3 12B [§]	69.0	59.0	73.0	27.0	51.0	59.0	16.4	50.6	
Qwen3 8B	79.4	66.3	83.4	44.9	61.8	69.7	19.2	60.7	
MedGemma 27B [§]	83.0	73.0	84.0	49.0	75.0	72.0	19.0	65.0	
Claude Sonnet 4.5 [§]	93.0	80.0	91.0	76.0	80.0	84.0	39.4	77.6	
DeepSeek-R1	94.2	72.8	93.4	72.7	73.2	74.2	42.9	74.8	
FaithMed									
Qwen3 1.7B	Base	48.9	48.0	66.2	16.9	35.7	43.4	9.3	38.3
	MedRAG	<u>51.4</u>	<u>51.3</u>	67.5	8.4	40.8	<u>48.5</u>	<u>14.2</u>	40.3
	Agentic Search	49.2	46.8	65.5	15.3	36.0	46.4	11.1	38.6
	Agentic Search + GRPO	50.9	50.1	<u>68.5</u>	<u>27.1</u>	31.0	48.1	11.5	<u>41.0</u>
	FaithMed	61.4	56.9	75.6	33.2	<u>38.5</u>	52.0	17.1	47.8
Qwen3 4B	Base	69.3	59.7	81.3	13.7	46.3	63.0	16.0	49.9
	MedRAG	70.2	59.8	83.9	10.3	<u>52.1</u>	55.5	19.0	50.1
	Agentic Search	70.6	<u>63.4</u>	81.5	29.6	47.3	55.4	19.6	52.5
	Agentic Search + GRPO	<u>71.3</u>	63.2	<u>84.4</u>	<u>39.0</u>	49.8	66.1	<u>22.0</u>	<u>56.5</u>
	FaithMed	74.8	64.1	85.7	56.5	55.6	<u>63.5</u>	28.2	61.2

Table 2: Process scores across five dimensions. + Ep. PR uses episode-level process reward, while FaithMed uses step-level process reward.

Backbone	Method	Ask	Acquire	Appraise	Apply	Assess
DeepSeek-R1		94.7	52.7	48.5	46.2	14.6
Qwen3 1.7B	Base	82.3	27.1	23.5	20.6	6.6
	+ Ep. PR	84.6	38.6	34.3	31.6	10.9
	FaithMed	85.8	50.1	44.9	38.8	17.5
Qwen3 4B	Base	87.0	30.2	26.1	23.3	9.0
	+ Ep. PR	86.7	41.4	36.4	34.0	12.5
	FaithMed	90.4	53.9	48.5	41.4	19.1

types of medical tasks: (1) knowledge-intensive question answering, including HeadQA (Vilares and Gómez-Rodríguez, 2019), MedMCQA (Pal et al., 2022), and MMLU-Pro-Health (Wang et al., 2024); (2) expert-level medical reasoning, represented by MedXpertQA (Zuo et al., 2025); (3) quantitative medical calculation, represented by MedCalc-Bench (Khandekar et al., 2024); and (4) clinical application question answering, including MedQA (Jin et al., 2021) and MedBullets^{5op} (Chen et al., 2025). We use HeadQA, MedMCQA, MedCalc-Bench, and MedQA for training and in-distribution evaluation, and reserve MMLU-Pro-Health, MedXpertQA, and MedBullets^{5op} for out-of-distribution evaluation. To reduce near-duplicate leakage, we apply 16-gram decontamination against the held-out evaluation sets.

Baselines. We compare FaithMed against three categories of baselines: (1) reference LLMs, including general-purpose, and medical models; (2) evidence-utilization strategies, including MedRAG-style pre-retrieval (Xiong et al., 2024) and agentic search prompting; and (3) training variants, including GRPO with episode-level outcome rewards and alternative process-reward formulations.

Rubrics Refinement. We use 300 medical QA reasoning trajectories generated by the teacher model to refine the rubric set. The refinement criteria are instantiated as follows: MERGE is applied when any pair of rubrics has an absolute Pearson correlation above 0.70, REWRITE when the non-applicability rate exceeds 0.80, and REMOVE when the MET rate is above 0.95 or below 0.05. Starting from 26 seed rubrics, the refinement procedure converges after three iterations, yielding 15 rubrics.

Training Recipes. (1) *SFT training.* We construct supervised trajectories using DeepSeek-R1 with agentic search prompting on 2,650 questions from MedQA, MedMCQA, HeadQA, and MedCalc-Bench. For each question, we retain 6 trajectories with correct answers and valid formats; questions with fewer than 6 valid trajectories within 20 attempts are filtered out. We fine-tune Qwen3 backbones for one epoch using a learning rate of 5×10^{-5} , cosine decay, and a 1% linear warmup ratio. (2) *RL training.* We perform RL training for 300 steps with a batch size of 32 and

Table 3: Training-recipe ablation. OR denotes outcome reward, PR denotes process reward, and Ep. and Step indicate episode-level and step-level PR, respectively.

Backbone	SFT	RL Rewards		MedQA [†]	MedMCQA [†]	HeadQA [†]	MedCalc-Bench [†]	MedBullets*	MMLU-Pro-Health*	MedXpertQA*	Overall Acc.
		OR	PR								
FaithMed 1.7B	×	×	None	49.2	46.8	65.5	15.3	36.0	46.4	11.1	38.6
	×	✓	None	50.9	50.1	<u>68.5</u>	27.1	31.0	48.1	11.5	41.0
	×	✓	Ep.	49.1	48.9	67.9	18.9	<u>39.7</u>	<u>51.0</u>	<u>15.0</u>	41.5
	×	✓	Step	61.4	56.9	75.6	33.2	38.5	52.0	17.1	47.8
	✓	×	None	48.6	46.4	64.4	40.9	33.6	41.8	11.4	41.0
	✓	✓	None	52.4	51.0	66.9	<u>49.8</u>	41.3	46.1	14.4	46.0
	✓	✓	Ep.	52.3	52.5	64.2	47.0	35.2	43.1	12.0	43.8
	✓	✓	Step	<u>53.5</u>	<u>53.2</u>	66.4	56.2	37.5	48.3	14.5	<u>47.1</u>
FaithMed 4B	×	×	None	70.6	63.4	81.5	29.6	47.3	55.4	19.6	52.5
	×	✓	None	71.3	63.2	<u>84.4</u>	39.0	<u>49.8</u>	<u>66.1</u>	22.0	56.5
	×	✓	Ep.	<u>71.9</u>	<u>63.5</u>	83.2	41.6	48.7	66.3	22.5	56.8
	×	✓	Step	74.8	64.1	85.7	56.5	55.6	63.5	28.2	61.2
	✓	×	None	69.5	56.1	78.2	57.8	47.4	54.5	16.0	54.2
	✓	✓	None	70.4	58.8	80.2	60.3	47.0	66.0	18.9	57.4
	✓	✓	Ep.	69.4	59.2	79.7	<u>62.3</u>	47.2	63.5	18.2	57.1
	✓	✓	Step	70.5	61.4	83.0	65.2	48.5	64.9	<u>23.0</u>	<u>59.5</u>

8 rollouts per prompt. We use Gemini-2.5-Flash-Lite as the process-reward judge, set $\lambda = 0.05$ for step-level process rewards, and use a maximum response length of 3072. For anchor-state grouping, we use a fuzzy string similarity threshold of 0.8. Additional implementation details are provided in the appendix A.2.

6 Results

In this section, we provide a comprehensive evaluation of FaithMed. We first report benchmark performance and evidence-based medicine reasoning scores in Section 6.1. We then present ablation studies over training recipes and rubric dimensions in Section 6.2, followed by diagnostics of process-reward granularity and advantage grouping in Section 6.3. Finally, we present case studies that illustrate evidence-based behaviors in Section 6.4.

6.1 Overall Results

Table 1 shows that FaithMed consistently improves benchmark answer accuracy across both backbones. The baseline comparisons indicate that external evidence is useful, but the best access strategy depends on model capacity: MedRAG improves the 1.7B model more than agentic search (40.3% vs. 38.6%), whereas agentic search is more effective for the 4B model (52.5% vs. 50.1%), suggesting that smaller models may struggle to execute agentic workflows while benefiting more from retrieved medical knowledge.

Beyond evidence access, outcome-only RL improves performance, but FaithMed yields larger gains, raising benchmark answer accuracy from 41.0% to 47.8% on 1.7B and from 56.5% to 61.2%

Table 4: Process reward dimension ablation results. Ablation rows report changes from the full model.

Training	Ask	Acquire	Appraise	Apply	Assess
FaithMed 1.7B	85.8	50.1	44.9	38.8	17.5
w/o. Ask	-3.17	-3.11	-4.35	-0.26	-4.79
w/o. Acquire	-0.46	-8.28	-5.92	-0.11	-4.17
w/o. Appraise	-0.06	-0.10	-9.35	-0.14	-2.48
w/o. Apply	+0.03	-1.04	-0.11	-8.51	-1.06
w/o. Assess	-0.01	+0.06	-2.92	-2.55	-8.44

on 4B. This shows that learning a faithful evidence-based reasoning process improves task success, not only reasoning quality; notably, FaithMed-4B surpasses the larger Qwen3 8B reference model (61.2% vs. 60.7%).

Beyond answer accuracy, Table 2 shows that FaithMed substantially improves the evidence-based medicine reasoning process itself. Improvements are strongest on dimensions requiring active evidence use: for both backbones, FaithMed improves Acquire by roughly 23–24%, Appraise by roughly 21–22%, and Apply by roughly 18% over the base model. We also compare against an episode-level process-reward baseline, which provides episode-level process feedback without assigning it to specific reasoning steps. FaithMed consistently outperforms this baseline on both backbones, demonstrating the benefit of fine-grained faithful reasoning supervision. FaithMed-4B even matches the teacher model DeepSeek-R1 on 3 out of 5 dimensions.

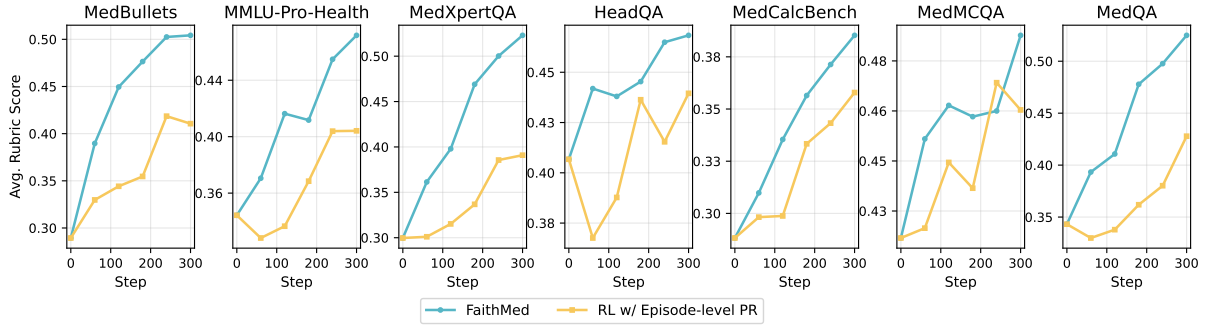


Figure 3: Rubric-score curves across seven medical benchmarks. Scores are averaged over the five rubric dimensions for Qwen3-1.7B trained with SFT + RL using episode-level or step-level process reward.

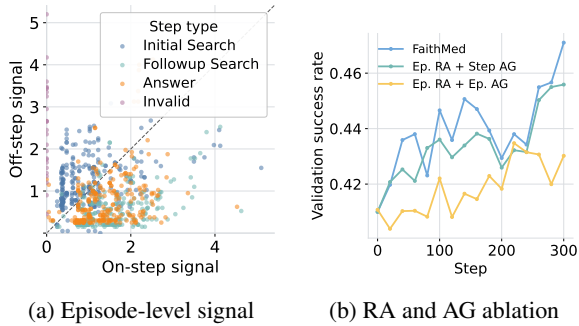


Figure 4: Diagnostics for reward assignment (RA) and advantage grouping (AG).

6.2 Ablation Study

Step-level process reward is the most reliable training recipe. We first examine which training recipe is responsible for the gains of FaithMed. Table 3 varies (1) supervised fine-tuning and RL rewards: (2) outcome reward and (3) episode- versus step-level process reward. Outcome-only RL improves over the untrained policy, but the largest gains come from adding step-level process reward. Without SFT, step-level process reward improves overall accuracy by 9.2 points for the 1.7B backbone and 8.7 points for the 4B backbone. The same pattern holds after SFT, where it adds 6.1 and 5.3 points over the SFT-only 1.7B and 4B models, respectively.

Combining outcome reward with episode-level process reward is less reliable: it improves some no-SFT settings but offers little or negative gain after SFT. This pattern supports a central design choice of FaithMed: process supervision should be assigned at finer granularity, so each reasoning step can be compared with similar step groups on the corresponding evidence-based behavior.

Rubric dimensions target distinct reasoning stages. Table 4 then ablates the reward dimensions themselves. The largest drops occur on the ablated dimension: removing Acquire, Appraise, Apply, and Assess reduces the corresponding score by 8.28, 9.35, 8.51, and 8.44 points, respectively. This concentration of errors shows that the reward dimensions target distinct parts of the reasoning trace. At the same time, the effects are not fully isolated. Removing Ask or Acquire also lowers later stages such as Appraise and Assess, suggesting that evidence-based medical reasoning is sequential and interdependent: poor question formulation or evidence gathering can limit the quality of later evidence evaluation and clinical application.

6.3 Diagnosing Step-Level Process Reward

The ablations above show that step-level process reward is more reliable than episode-level process reward. Figure 3 confirms this trend across benchmarks: it provides more consistent reasoning-quality gains than the episode-level baseline. To understand why step-level process reward works better, we diagnose this advantage through two components of process-reward training: reward assignment (RA), which assigns rubric feedback to steps or episodes, and advantage grouping (AG), which normalizes advantages within anchor-state step groups or rollout groups.

Episode-level assignment creates off-step credit. Episode-level reward assignment can give a step feedback from rubrics that the step does not directly control. Figure 4a shows this credit-assignment mismatch by decomposing the rubric signal assigned to each step into on-step and off-step components. This mismatch is especially problematic for early search actions, which can be covered by only a small number of corresponding rubrics. Their up-

Table 5: Case studies of process-dimension behaviors. High-quality responses are selected from FaithMed-4B, while lower-quality responses are selected from Qwen3-4B with agentic search. Green and red highlights mark phrases most aligned or misaligned with the corresponding rubric dimension. Ellipses mark omissions made for space.

Dimension	FaithMed-4B response	Qwen3-4B agentic-search response
Ask	The clinical problem is to identify the metal accumulated in a patient with neuropsychiatric symptoms, dystonia, ataxia, and peripheral corneal rings. The decisive clue is the Kayser-Fleischer-type ring together with movement and psychiatric findings. This narrows the answer to Wilson disease and copper accumulation.	The patient has tremor and abnormal gait, so this is a neurologic toxicity question . Metals can cause neurologic symptoms, especially lead or mercury. I will pick the metal most associated with tremor .
Acquire	I need the exact SIRS thresholds before counting criteria because the answer changes if respiratory rate, PaCO ₂ , temperature, or WBC cutoffs are different. The patient’s admission values are . . . , so the search should target “SIRS criteria temperature heart rate respiratory rate WBC PaCO ₂ thresholds.” <search>SIRS criteria temperature heart rate respiratory rate WBC PaCO ₂ thresholds</search>	This is about a hospitalized patient with a lung infection and abnormal labs. I should look up the underlying disease first : <search> coccidioidomycosis symptoms treatment </search>.
Appraise	The strongest retrieved evidence is direct : [T1-E1] says Kayser-Fleischer rings in Wilson disease are due to copper deposition, and [T1-E2] links excess copper deposition to neurologic and psychiatric manifestations. These passages directly answer the mechanism question, whereas passages listing broad differentials are less useful for deciding the accumulated metal.	[T1-E5] lists several differential diagnoses for Wilson disease, including tuberculosis meningoencephalitis and CNS lymphoma, so the tissue accumulation is probably lead . The citation supports excluding copper because Kayser-Fleischer rings can occur in other diseases.
Apply	Because the child has 4 anesthetic skin patches , he falls on the paucibacillary side of the lesion-count split rather than the multibacillary branch, which starts at 6 or more lesions [T1-E4]. For paucibacillary disease, the regimen is rifampicin plus dapson [T1-E1], so options that add clofazimine are not supported . . . The dosing choice should therefore follow the PB child/adolescent regimen rather than defaulting to the adult MB-looking option.	The patient has hypopigmented patches and sensory loss, which suggests multibacillary leprosy . WHO MDT includes rifampicin, dapson, and clofazimine, so option D matches best. The adult multibacillary regimen is used even though the patient is 12 and has only 4 lesions.
Assess	There is a classification tradeoff : treating as multibacillary adds clofazimine and broader coverage, but the stem’s 4 lesions suggests paucibacillary disease where simpler rifampicin+dapson therapy is standard. Because unnecessary clofazimine increases treatment burden and adverse effects , the regimen should follow lesion count and age-specific guidance rather than defaulting to adult MB therapy.	Leprosy is serious, so the strongest three-drug regimen is best. More antibiotics should cover more disease, and the exact number of patches does not change the treatment choice.

dates can therefore be dominated by noisy off-step feedback from later evidence appraisal or answer quality, causing the model to learn unstable signals at the start of the reasoning process.

Grouping helps only with step-aligned rewards.

To separate the role of grouping from reward assignment, we compare an intermediate setting that uses step-level advantage grouping but keeps episode-level reward assignment. In Figure 4b, this setting provides only limited improvement, whereas combining step-level reward assignment with step-level advantage grouping substantially improves performance. This suggests that the main gain comes from aligning both the reward signal and the comparison group with the reasoning step being optimized.

6.4 Case Study

Case studies reveal concrete reasoning differences. Beyond aggregate rubric scores, we examine representative trajectories to identify what the process improvements look like in model outputs. Table 5 shows that the FaithMed responses explicitly identify decisive clinical clues, formulate decision-directed searches, prioritize directly

supporting evidence, and check whether retrieved guidance applies to the patient. In contrast, the agentic-search baseline often uses plausible but underspecified heuristics, generic search queries, or evidence that is not logically aligned with the clinical decision. These examples show how the rubric gains in Table 2 correspond to concrete improvements in the reasoning trace rather than only higher final-answer accuracy.

7 Conclusion

We introduced FaithMed, a rubric-guided training framework for faithful evidence-based medical reasoning. Instead of rewarding only final answers, FaithMed decomposes reasoning into evidence-based medicine dimensions and uses step-level process rewards to give credit to local actions that ask clinically precise questions, acquire relevant evidence, appraise retrieved passages, apply evidence to the patient context, and assess the final decision. Across seven medical benchmarks, FaithMed improves both 1.7B and 4B Qwen3 backbones and outperforms retrieval-only and agentic-search baselines. Our ablations show that step-level process rewards provide more consistent gains than episode-level process rewards, and rubric-level analyses

confirm that these gains reflect improved evidence-use behaviors rather than only better answer selection. These results suggest that faithful medical reasoning requires not only access to external knowledge, but also explicit training of how evidence should be sought, judged, and applied.

8 Limitations

Our study focuses on textual medical question answering benchmarks, which simplify the complexity of real clinical workflows involving longitudinal records, laboratory results, imaging, physical examinations, and institution-specific constraints. In addition, our process supervision depends on clinician-reviewed rubrics and LLM-based judges, which are useful but still imperfect proxies for faithful medical reasoning; models may learn to satisfy rubric criteria without fully eliminating unsupported claims. The current experiments are also limited to Qwen3 backbones, English medical QA settings, and a fixed retrieval pool, so broader evaluation across model families, languages, specialties, and evolving medical evidence sources remains future work.

9 Ethical Considerations

This work is intended as research on improving the faithfulness of medical reasoning in language models and should not be used as a substitute for professional diagnosis, treatment planning, or patient-specific medical advice. We evaluate on existing medical QA benchmarks and use publicly available medical corpora for retrieval; we do not collect new patient records or personal health information. However, models trained or evaluated in this setting can still produce incorrect answers, misleading explanations, or unsupported medical claims, and any real-world use would require rigorous clinical validation, privacy safeguards for user-provided health information, and oversight by qualified medical professionals. We also note that medical benchmarks and retrieval corpora may encode demographic, geographic, linguistic, or institutional biases, so improved benchmark performance does not guarantee equitable behavior across patient populations.

References

Hanjie Chen, Zhouxiang Fang, Yash Singla, and Mark Dredze. 2025. [Benchmarking large language models on answering and explaining challenging medical](#)

[questions](#). In *Proceedings of the 2025 Conference of the Nations of the Americas Chapter of the Association for Computational Linguistics: Human Language Technologies (Volume 1: Long Papers)*, pages 3563–3599, Albuquerque, New Mexico. Association for Computational Linguistics.

Junying Chen, Zhenyang Cai, Ke Ji, Xidong Wang, Wanlong Liu, Rongsheng Wang, Jianye Hou, and Benyou Wang. 2024. [Huatuogpt-o1, towards medical complex reasoning with llms](#). *Preprint*, arXiv:2412.18925.

Zeming Chen, Alejandro Hernández Cano, Angelika Romanou, Antoine Bonnet, Kyle Matoba, Francesco Salvi, Matteo Pagliardini, Simin Fan, Andreas Köpf, Amirkeivan Mohtashami, Alexandre Sallinen, Alireza Sakhaeirad, Vinitra Swamy, Igor Krawczuk, Deniz Bayazit, Axel Marmet, Syrielle Montariol, Mary-Anne Hartley, Martin Jaggi, and Antoine Bosselut. 2023. [Meditron-70b: Scaling medical pretraining for large language models](#). *Preprint*, arXiv:2311.16079.

Jarrod Dusin, Andrea Melanson, and Lisa Mische-Lawson. 2023. [Evidence-based practice models and frameworks in the healthcare setting: a scoping review](#). *BMJ Open*, 13(5):e071188.

Lang Feng, Zhenghai Xue, Tingcong Liu, and Bo An. 2025. [Group-in-group policy optimization for LLM agent training](#). *arXiv preprint arXiv:2505.10978*.

Luyu Gao, Xueguang Ma, Jimmy Lin, and Jamie Callan. 2022. [Tevatron: An efficient and flexible toolkit for dense retrieval](#). *arXiv preprint arXiv:2203.05765*.

Tianyu Gao, Howard Yen, Jiatong Yu, and Danqi Chen. 2023. [Enabling large language models to generate text with citations](#). In *Proceedings of the 2023 Conference on Empirical Methods in Natural Language Processing*, pages 6465–6488, Singapore. Association for Computational Linguistics.

Larry D Gruppen. 2017. [Clinical reasoning: Defining it, teaching it, assessing it, studying it](#). *The Western Journal of Emergency Medicine*, 18(1):4–7.

Siqing Huo, Negar Arabzadeh, and Charles Clarke. 2023. [Retrieving supporting evidence for generative question answering](#). In *Proceedings of the Annual International ACM SIGIR Conference on Research and Development in Information Retrieval in the Asia Pacific Region, SIGIR-AP '23*, page 11–20. ACM.

Shuyang Jiang, Yusheng Liao, Zhe Chen, Ya Zhang, Yanfeng Wang, and Yu Wang. 2025. [Meds³: Towards medical slow thinking with self-evolved soft dual-sided process supervision](#). *Preprint*, arXiv:2501.12051.

Bowen Jin, Hansi Zeng, Zhenrui Yue, Jinsung Yoon, Sercan Arik, Dong Wang, Hamed Zamani, and Jiawei Han. 2025. [Search-R1: Training LLMs to reason and leverage search engines with reinforcement learning](#). *arXiv preprint arXiv:2503.09516*.

- Di Jin, Eileen Pan, Nassim Oufattole, Wei-Hung Weng, Hanyi Fang, and Peter Szolovits. 2021. [What disease does this patient have? a large-scale open domain question answering dataset from medical exams](#). *Applied Sciences*, 11(14):6421.
- Qiao Jin, Bhuwan Dhingra, Zhengping Liu, William Cohen, and Xinghua Lu. 2019. [PubMedQA: A dataset for biomedical research question answering](#). In *Proceedings of the 2019 Conference on Empirical Methods in Natural Language Processing and the 9th International Joint Conference on Natural Language Processing (EMNLP-IJCNLP)*, pages 2567–2577, Hong Kong, China. Association for Computational Linguistics.
- Nikhil Khandekar, Qiao Jin, Guangzhi Xiong, Soren Dunn, Serina S. Applebaum, Zain Anwar, Maame Sarfo-Gyamfi, Conrad W. Safranek, Abid A. Anwar, Andrew Zhang, Aidan Gilson, Maxwell B. Singer, Amisha Dave, Andrew Taylor, Aidong Zhang, Qingyu Chen, and Zhiyong Lu. 2024. [Medcalc-bench: Evaluating large language models for medical calculations](#). In *Advances in Neural Information Processing Systems 37*.
- Yukyung Lee, JoongHoon Kim, Jaehee Kim, Hyowon Cho, Jaewook Kang, Pilsung Kang, and Najoung Kim. 2025. [CheckEval: A reliable LLM-as-a-judge framework for evaluating text generation using checklists](#). In *Proceedings of the 2025 Conference on Empirical Methods in Natural Language Processing*, pages 15771–15798, Suzhou, China. Association for Computational Linguistics.
- Patrick Lewis, Ethan Perez, Aleksandra Piktus, Fabio Petroni, Vladimir Karpukhin, Naman Goyal, Heinrich Küttler, Mike Lewis, Wen tau Yih, Tim Rocktäschel, Sebastian Riedel, and Douwe Kiela. 2021. [Retrieval-augmented generation for knowledge-intensive nlp tasks](#). *Preprint*, arXiv:2005.11401.
- Harsha Nori, Yin Tat Lee, Sheng Zhang, Dean Carignan, Richard Edgar, Nicolo Fusi, Nicholas King, Jonathan Larson, Yuanzhi Li, Weishung Liu, Renqian Luo, Scott Mayer McKinney, Robert Osazuwa Ness, Hoi-fung Poon, Tao Qin, Naoto Usuyama, Chris White, and Eric Horvitz. 2023. [Can generalist foundation models outcompete special-purpose tuning? case study in medicine](#). *Preprint*, arXiv:2311.16452.
- Ankit Pal, Logesh Kumar Umapathi, and Malaikannan Sankarasubbu. 2022. [Medmcqa: A large-scale multi-subject multi-choice dataset for medical domain question answering](#). In *Proceedings of the Conference on Health, Inference, and Learning*, volume 174 of *Proceedings of Machine Learning Research*, pages 248–260. PMLR.
- Khaled Saab, Tao Tu, Wei-Hung Weng, Ryutaro Tanno, David Stutz, Ellery Wulczyn, Fan Zhang, Tim Strother, Chunjong Park, Elahe Vedadi, Juanma Zambrano Chaves, Szu-Yeu Hu, Mike Schaekermann, Aishwarya Kamath, Yong Cheng, David G. T. Barrett, Cathy Cheung, Basil Mustafa, Anil Palepu, Daniel McDuff, Le Hou, Tomer Golany, Luyang Liu, Jean baptiste Alayrac, Neil Houlsby, Nenad Tomasev, Jan Freyberg, Charles Lau, Jonas Kemp, Jeremy Lai, Shekoofeh Azizi, Kimberly Kanada, Si-Wai Man, Kavita Kulkarni, Ruoxi Sun, Siamak Shakeri, Luheng He, Ben Caine, Albert Webson, Natasha Latysheva, Melvin Johnson, Philip Mansfield, Jian Lu, Ehud Rivlin, Jesper Anderson, Bradley Green, Renee Wong, Jonathan Krause, Jonathon Shlens, Ewa Dominowska, S. M. Ali Eslami, Katherine Chou, Claire Cui, Oriol Vinyals, Koray Kavukcuoglu, James Manyika, Jeff Dean, Demis Hassabis, Yossi Matias, Dale Webster, Joelle Barral, Greg Corrado, Christopher Semturs, S. Sara Mahdavi, Juraj Gottweis, Alan Karthikesalingam, and Vivek Natarajan. 2024. [Capabilities of gemini models in medicine](#). *Preprint*, arXiv:2404.18416.
- David L Sackett, William MC Rosenberg, J A Muir Gray, R Brian Haynes, and W Scott Richardson. 1996. [Evidence based medicine: what it is and what it isn't](#). *BMJ*, 312(7023):71–72.
- Alan Schwartz and Arthur S. Elstein. 2008. [Clinical reasoning in medicine](#). In Joy Higgs, Mark A. Jones, Stephen Loftus, and Nicole Christensen, editors, *Clinical Reasoning in the Health Professions*, 3 edition. Elsevier, Edinburgh.
- Zhihong Shao, Peiyi Wang, Qihao Zhu, Runxin Xu, Junxiao Song, Xiao Bi, Haowei Zhang, Mingchuan Zhang, Y. K. Li, Y. Wu, and Daya Guo. 2024. [DeepSeekMath: Pushing the limits of mathematical reasoning in open language models](#). *arXiv preprint arXiv:2402.03300*.
- Guangming Sheng, Chi Zhang, Zilingfeng Ye, Xibin Wu, Wang Zhang, Ru Zhang, Yanghua Peng, Haibin Lin, and Chuan Wu. 2025. [Hybridflow: A flexible and efficient RLHF framework](#). In *Proceedings of the Twentieth European Conference on Computer Systems*, EuroSys '25, Rotterdam, Netherlands. Association for Computing Machinery.
- Karan Singhal, Shekoofeh Azizi, Tao Tu, S. Sara Mahdavi, Jason Wei, Hyung Won Chung, Nathan Scales, Ajay Tanwani, Heather Cole-Lewis, Stephen Pfohl, Perry Payne, Martin Seneviratne, Paul Gamble, Chris Kelly, Abubakr Babiker, Nathanael Schärli, Aakanksha Chowdhery, Philip Mansfield, Dina Demner-Fushman, Blaise Agüera y Arcas, Dale Webster, Greg S. Corrado, Yossi Matias, Katherine Chou, Juraj Gottweis, Nenad Tomašev, Yun Liu, Alvin Rajkomar, Joelle Barral, Christopher Semturs, Alan Karthikesalingam, and Vivek Natarajan. 2023a. [Large language models encode clinical knowledge](#). *Nature*, 620(7972):172–180.
- Karan Singhal, Tao Tu, Juraj Gottweis, Rory Sayres, Ellery Wulczyn, Le Hou, Kevin Clark, Stephen Pfohl, Heather Cole-Lewis, Darlene Neal, Mike Schaekermann, Amy Wang, Mohamed Amin, Sami Lachgar, Philip Mansfield, Sushant Prakash, Bradley Green, Ewa Dominowska, Blaise Agüera y Arcas,

- Nenad Tomasev, Yun Liu, Renee Wong, Christopher Semturs, S. Sara Mahdavi, Joelle Barral, Dale Webster, Greg S. Corrado, Yossi Matias, Shekoofeh Azizi, Alan Karthikesalingam, and Vivek Nataraajan. 2023b. [Towards expert-level medical question answering with large language models](#). *Preprint*, arXiv:2305.09617.
- Suhas Jayaram Subramanya, Fnu Devvrit, Harsha Vardhan Simhadri, Ravishankar Krishnawamy, and Rohan Kadekodi. 2019. [DiskANN: Fast accurate billion-point nearest neighbor search on a single node](#). In *Advances in Neural Information Processing Systems* 32.
- Liwen Sun, Abhineet Agarwal, Aaron Kornblith, Bin Yu, and Chenyan Xiong. 2024. [Ed-copilot: Reduce emergency department wait time with language model diagnostic assistance](#). *Preprint*, arXiv:2402.13448.
- Liwen Sun, James Zhao, Megan Han, and Chenyan Xiong. 2025. [Fact-aware multimodal retrieval augmentation for accurate medical radiology report generation](#). *Preprint*, arXiv:2407.15268.
- Mohamad-Hani Temsah, Fadi Aljamaan, Khalid H. Malki, Khalid Alhasan, Ibraheem Altamimi, Razan Aljarbou, Faisal Bazuhair, Abdulmajeed Alsubaihin, Naif Abdulmajeed, Fatimah S. Alshahrani, Reem Temsah, Turki Alshahrani, Lama Al-Eyadhy, Serin Mohammed Alkhateeb, Basema Saddik, Rabih Halwani, Amr Jamal, Jaffar A. Al-Tawfiq, and Ayman Al-Eyadhy. 2023. [Chatgpt and the future of digital health: A study on healthcare workers’ perceptions and expectations](#). *Healthcare*, 11(13):1812.
- David Vilares and Carlos Gómez-Rodríguez. 2019. [HEAD-QA: A healthcare dataset for complex reasoning](#). In *Proceedings of the 57th Annual Meeting of the Association for Computational Linguistics*, pages 960–966, Florence, Italy. Association for Computational Linguistics.
- Xiao Wang, Mengjue Tan, Qiao Jin, Guangzhi Xiong, Yu Hu, Aidong Zhang, Zhiyong Lu, and Minjia Zhang. 2025. [MedCite: Can language models generate verifiable text for medicine?](#) In *Findings of the Association for Computational Linguistics: ACL 2025*, pages 18891–18913, Vienna, Austria. Association for Computational Linguistics.
- Yubo Wang, Xueguang Ma, Ge Zhang, Yuansheng Ni, Abhranil Chandra, Shiguang Guo, Weiming Ren, Aaran Arulraj, Xuan He, Ziyang Jiang, Tianle Li, Max Ku, Kai Wang, Alex Zhuang, Rongqi Fan, Xiang Yue, and Wenhu Chen. 2024. [MMLU-pro: A more robust and challenging multi-task language understanding benchmark](#). In *Advances in Neural Information Processing Systems* 37.
- Benjamin Warner, Ratna Sagari Grandhi, Max Kieffer, Aymane Ouraq, Saurav Panigrahi, Geetu Ambwani, Kunal Bagga, Nikhil Khandekar, Arya Hariharan, Nishant Mishra, Manish Ram, Shamus Sim Zi Yang, Ahmed Essouaied, Adepoju Jeremiah Moyondafoluwa, Robert Scholz, Bofeng Huang, Molly Beavers, Srishti Gureja, Anish Mahishi, Sameed Khan, Maxime Griot, Hunar Batra, Jean-Benoit Delbrouck, Siddhant Bharadwaj, Ronald Clark, Ashish Vashtist, Anas Zafar, Leema Krishna Murali, Harsh Deshpande, Ameen Patel, William Brown, Johannes Hagemann, Connor Lane, Paul Steven Scotti, and Tanishq Mathew Abraham. 2026. [Medmarks: A comprehensive open-source llm benchmark suite for medical tasks](#). *Preprint*, arXiv:2605.01417.
- Jason Wei, Xuezhi Wang, Dale Schuurmans, Maarten Bosma, Brian Ichter, Fei Xia, Ed Chi, Quoc Le, and Denny Zhou. 2023. [Chain-of-thought prompting elicits reasoning in large language models](#). *Preprint*, arXiv:2201.11903.
- Guangzhi Xiong, Qiao Jin, Zhiyong Lu, and Aidong Zhang. 2024. [Benchmarking retrieval-augmented generation for medicine](#). In *Findings of the Association for Computational Linguistics: ACL 2024*, pages 6233–6251, Bangkok, Thailand. Association for Computational Linguistics.
- Hua Yang, Shilong Li, and Teresa Gonçalves. 2024. [Enhancing biomedical question answering with large language models](#). *Information*, 15(8).
- Xi Ye, Ruoxi Sun, Sercan Ö. Arik, and Tomas Pfister. 2024. [Effective large language model adaptation for improved grounding and citation generation](#). *Preprint*, arXiv:2311.09533.
- Jaehoon Yun, Jiwoong Sohn, Jungwoo Park, Hyunjae Kim, Xiangru Tang, Yanjun Shao, Yonghoe Koo, Minhyeok Ko, Qingyu Chen, Mark Gerstein, Michael Moor, and Jaewoo Kang. 2025. [Med-prm: Medical reasoning models with stepwise, guideline-verified process rewards](#). *Preprint*, arXiv:2506.11474.
- Yuxin Zuo, Shang Qu, Yifei Li, Zhangren Chen, Xuekai Zhu, Ermo Hua, Kaiyan Zhang, Ning Ding, and Bowen Zhou. 2025. [Medxpertqa: Benchmarking expert-level medical reasoning and understanding](#). *arXiv preprint arXiv:2501.18362*.

A Appendix

A.1 Rubric Details

We list our evidence-based medicine rubrics in Table 6, 7. Each rubric is binary-scored as MET or UNMET with examples from teacher-generated medical QA reasoning trajectories.

A.2 Implementation Details

Retriever Implementation. We build the retrieval pool from five medical corpora. Four corpora—PubMed, StatPearls, medical textbooks, and Wikipedia—are taken from the MedRAG benchmark (Xiong et al., 2024). We additionally

Table 6: Ask and Acquire rubrics used to evaluate evidence-based medical reasoning.

Name	Description	Binary condition
Ask		
Question clarity	Does the model contain an explicit sentence restating or paraphrasing the core clinical question, identifying the condition, mechanism, or scenario at issue?	MET: The <think> block contains a sentence such as “The key is to choose the correct sequence of management for this genital trauma case” or “For this stroke patient on heparin, the task is to determine the cause of the new respiratory decline.” UNMET: No concrete restatement appears, or the model only says vague phrases like “the key point is the diagnosis” without naming the requested target.
Salient patient-feature extraction	Does the model identify the small set of stem features that drive the answer, rather than merely restating many details?	MET: The <think> block marks one or more features as decisive because they change the diagnosis, mechanism, calculation, management step, or option choice, e.g., “ptosis + miosis + normal extraocular movements are the key clues for Horner syndrome”; “catalase-positive, coagulase-positive organism is the decisive clue for Staphylococcus aureus and CGD”; “positive pregnancy test plus LLQ pain/hypotension makes ectopic pregnancy the key concern”; or “height 162.1 cm and weight 71.4 kg are the only values needed for BMI.” UNMET: The model only paraphrases the stem, lists non-decisive details, or does not identify which features are answer-driving.
Question specificity	Is the clinical problem narrowed to a specific question before searching or answering, rather than left as a vague topic area?	MET: The <think> block contains a precise, answerable question before <search> that directly maps to the decision required, e.g., “I need to confirm whether diastolic RV collapse is specific to tamponade vs. constrictive pericarditis.” UNMET: The model only states the broad task type without naming the decision boundary, such as “answer a thyroid nodule question” or “calculate creatinine clearance.”
Acquire		
Search Motivation and Alignment	Does the model explicitly identify a clinically relevant knowledge gap, unresolved uncertainty, or claim that genuinely needs verification, and does its search directly target that gap?	MET: Immediately before <search>, the model names one specific unresolved decision-critical gap, such as a diagnostic discriminator, legal/ethical rule, dosing formula, threshold, or comparison between answer options, and the query explicitly contains the terms needed to resolve that exact gap. A high-level topic query is not enough: the query should encode the actual decision boundary named in <think>, not just the domain. UNMET: The model has already mostly committed to an answer and the search is only decorative confirmation, or it searches for information it already states with confidence and does not explain why verification is still necessary.
Gap-directed search progression	This rubric requires at least one prior retrieval to assess progress. Compared to information retrieved in prior turns, does the current search make progress toward resolving the outstanding evidence need, rather than repeating resolved topics or drifting to unrelated areas?	MET: The <think> block names what the previous results did not resolve and searches more specifically, e.g., “The first search returned general thyroid malignancy features, but I need the official ACR scoring categories” or “The results mention treatment but not renal-failure dosing, so I should search dosing in renal impairment.” UNMET: No explicit gap-directed search progression pattern appears.
Query constraint preservation	Does the search query preserve the answer-critical constraints from the question stem, such as patient subgroup, timing, comparator, option term, disease subtype, formula variable, or requested source standard?	MET: The query includes the key constraint that would change the answer if omitted, e.g., “complications of meningococcal meningitis in children” or “tetanus prophylaxis in patients taking glucocorticoids.” UNMET: No explicit query-constraint-preservation pattern appears.

include the clinical guideline corpus released with MediTron-70B (Chen et al., 2023). We segment all source documents into short snippets and encode them with MiniCPM-Embedding-Light using the Tevatron dense-retrieval pipeline (Gao et al., 2022). The resulting snippet embeddings are sharded and served with DiskANN indices for efficient vector search (Subramanya et al., 2019).

RL Implementation. We denote the score for rubric $m \in \mathcal{R}_k$ as $J_m(y_k, e_{k-1}, \mathcal{R}_k)$. In our retrieval setting, the anchor state $\tilde{s}_{i,k}$ for step k in trajectory i is the observation-induced state used for grouping: $\tilde{s}_{i,1} = x$ for the initial step, and $\tilde{s}_{i,k} = e_{i,k-1}$ for later steps. For the N trajectories sampled for the same question x , the step-level group anchored at \tilde{s} is

$$\mathcal{G}(\tilde{s}) = \{(i, k) : \text{sim}(\tilde{s}_{i,k}, \tilde{s}) \geq \eta\}, \quad (6)$$

where $\text{sim}(\cdot, \cdot)$ measures anchor-state similarity and η is the grouping threshold. Thus, all initial steps for the same question form one group, and later steps are compared with other steps that condition on similar retrieved evidence.

Before summing rubric scores, we center each rubric within the local group to remove rubric-specific baselines. Let $\mu_{i,k,m}$ denote the mean score of rubric m among group members for which m is applicable. The step-level process reward is then the sum of centered rubric scores:

$$r_{i,k}^P = \sum_{m \in \mathcal{R}_{i,k}} (J_m(y_{i,k}, e_{i,k-1}, \mathcal{R}_{i,k}) - \mu_{i,k,m}). \quad (7)$$

This rubric-level centering reduces sensitivity to rubric-specific positive rates before scores are accumulated into a step reward. We then compute the

Table 7: Appraise, Apply, and Assess rubrics used to evaluate evidence-based medical reasoning. Each rubric is binary-scored as MET or UNMET with examples from teacher-generated medical QA reasoning trajectories.

Name	Description	Binary condition
Appraise		
Evidence-faithful synthesis	Do the clinical claims attributed to specific [Tn-Rn] passages accurately reflect the content of those passages, with the correct logical direction and without inferential jumps not shown in <think>?	MET: Every claim that cites a [Tn-Rn] passage (a) can be verified by reading that passage, (b) preserves the direction of the cited relationship, such as causality, magnitude, or association, and (c) requires no unstated inferential step between the passage text and the attributed claim. UNMET: At least one [Tn-Rn] citation violates any of these conditions: the passage does not support the attributed claim, the direction of the cited relationship is reversed or distorted, or the attributed claim requires an inferential step not shown in <think>.
Evidence conflict recognition	When the model notices inconsistent or qualifying retrieved information, does it explicitly name the discrepancy?	MET: The <think> block contains a clear conflict-recognition pattern comparing retrieved passages, e.g., “[T1-R2] says two tetanus doses during pregnancy, while [T1-R3] says complete a three-dose primary series; the guidance differs.” UNMET: The conflict is invisible in the reasoning.
Evidence sufficiency judgment	When the retrieved [Tn-Rn] passages do not directly address the clinical concept targeted by the preceding <search>, does <think> explicitly state this insufficiency before proceeding to draw conclusions?	MET: The <think> block contains a sentence such as “the retrieved passages do not directly confirm polonium’s reactivity with HCl,” “no passage specifically addressed dosing in renal failure” before reasoning forward from indirect evidence, or “The retrieved passages do not directly address renal dosing, so the answer remains tentative.” UNMET: The <think> block does not contain any explicit statement acknowledging that the retrieved passages fail to directly address the search target.
Apply		
Setting applicability	Does the model explicitly assess whether at least one key [Tn-Rn] passage applies to the specific patient or scenario described in the question stem, by comparing the passage’s population or context to the patient’s features?	MET: The <think> or <answer> block contains an explicit applicability statement, e.g., “T2-R1 reports echocardiographic findings in ICU patients with effusion, which matches the ED presentation in this case,” “T1-R3 is about neonates born to infected mothers, directly applicable here,” or “The CGD evidence applies because the patient has recurrent catalase-positive infections.” UNMET: No explicit applicability pattern appears.
Evidence-based exclusion of alternatives	Does the model ground its option exclusion reasoning in [Tn-Rn] citations in <think>, rather than dismissing options by parametric assertion alone?	MET: Option elimination in <think> is explicitly tied to a [Tn-Rn] citation, e.g., “[T1-R2] confirms pericardial thickening is the hallmark of constrictive pericarditis, ruling out option B in this patient whose echo shows no thickening” or “[T1-R6] lists margin, echogenicity, and shape as ACR features, leaving vascularity as the exception.” UNMET: Option elimination in <think> relies on bare assertion with no [Tn-Rn] citation.
Evidence Substantiation and Prioritization	Does the model explicitly prioritize the most direct or authoritative retrieved evidence when supporting the answer?	MET: The reasoning uses retrieved evidence as the main basis for the answer and names why the chosen evidence is more direct, authoritative, or answer-relevant than alternatives, e.g., “The official ACR TI-RADS feature list is more directly relevant than a general malignancy-feature review, so I will use [T1-R6]”; “CDC guideline language should outweigh a broad background article for vaccination scheduling”; or “[T1-R1] and [T1-R5] directly address radiolucency of uric acid stones, while composition-only passages are less useful for this question.” UNMET: No explicit evidence-prioritization or authority-evaluation pattern appears.
Assess		
Uncertainty calibration	Does the model explicitly acknowledge limitations in the retrieved information or express appropriate uncertainty before drawing a conclusion?	MET: At least one explicit hedge appears in <think> or <answer> whenever the evidentiary basis is weak, e.g., “the retrieved passages do not confirm X; based on clinical reasoning I tentatively conclude Y,” or “limited data support this – evidence suggests...” in <answer> when the trajectory contained only peripheral [Tn-Rn] passages. UNMET: No explicit uncertainty/calibration pattern appears.
Premature closure self-check	Does the model avoid locking onto an early answer by explicitly checking and revising a plausible but wrong hypothesis before committing?	MET: The <think> block contains a visible self-correction pattern: it names an initial candidate or tempting interpretation, identifies the specific stem clue or retrieved evidence that weakens it, and shifts to the better-supported answer, e.g., “I initially thought this was tension pneumothorax because of tracheal deviation, but the percussion is dull rather than hyperresonant, so that hypothesis fails and hemothorax is the answer” or “I was leaning toward opioid intoxication, but opioid toxicity should cause miosis and respiratory depression, whereas this stem has dry mucous membranes, agitation, hypertension, and mydriasis, so I should switch to anticholinergic toxicity.” UNMET: No explicit hypothesis-checking or self-correction pattern appears before the final answer.
Tradeoff communication	Does <think> or <answer> explicitly name at least one relevant tradeoff, such as benefit–harm, efficacy–tolerability, or convenience–monitoring burden?	MET: The <think> or <answer> block discusses at least one tradeoff relevant to the recommendation, e.g., “[T1-R4] reports ATA has higher sensitivity for thyroid nodule biopsy decisions, while [T1-R5] reports ACR TI-RADS has higher specificity and fewer unnecessary FNAs; this is a sensitivity-specificity tradeoff rather than a single uniform recommendation” or “[T1-R6] shows TXA is more effective than packing in antiplatelet users, but IV administration adds procedural burden compared to topical oxymetazoline.” UNMET: No explicit tradeoff-communication pattern appears.

process advantage with a group-wise scale factor:

$$A_{i,k}^P = \frac{r_{i,k}^P - \text{mean}(\{r_{j,l}^P : (j,l) \in \mathcal{G}(\tilde{s}_{i,k})\})}{\text{std}(\{r_{j,l}^P : (j,l) \in \mathcal{G}(\tilde{s}_{i,k})\}) + \epsilon}. \quad (8)$$

This makes the process feedback comparative: a search, or answer step is rewarded when it

better satisfies the relevant rubrics than alternative steps taken under a similar observation context.

Supervise Finetuning. We construct supervised trajectories using DeepSeek-R1 from 1k MedQA, 0.5k HeadQA, 1k MedMCQA, and 0.5k

MedCalc-Bench training questions. We apply rejection sampling by retaining only trajectories with correct answers and valid output formats. For each question, we collect up to 6 valid trajectories; questions with fewer than 6 valid trajectories after 20 attempts are filtered as hard questions. In total, the SFT data generation process yields 2,650 questions, 15,900 trajectories, and 28,368 SFT training samples, where each reasoning step is treated as one training sample. We additionally collect 7,538 rejected trajectories and trajectories from hard questions.

Reinforcement Learning. We implement RL training using verl-agent, an agent-training extension of verl (Sheng et al., 2025; Feng et al., 2025). Training is performed for 300 steps with a batch size of 32 and 8 rollouts per prompt. For advantage grouping, we follow GiGPO (Feng et al., 2025). For process-reward scoring, we use Gemini-2.5-Flash-Lite as the LLM judge. Rubric evaluation is performed with a single batched judge call per reasoning step instead of scoring rubrics independently, improving training efficiency. Training takes approximately 32 hours on 4 H100 GPUs.

Process Reward Aggregation. We first mean-center each rubric score within its applicable subset, since some rubrics require specific preconditions such as search actions, citations, or evidence from multiple sources. This prevents the model from favoring trajectories that only satisfy easier or more frequently applicable rubrics. The process reward for each reasoning step is then computed as the mean of centered scores across all applicable rubrics.

A.3 Agentic Search Prompts

We use the following prompt templates to elicit multi-turn agentic search.

Medical QA benchmark initial turn template. The template used for all medical QA benchmarks with no previous turn (search) histories at turn 1.

Prompt A.1: Medical QA initial agentic search template

You are a medical expert AI assistant. You have access to an external search tool to retrieve information. You can answer a question with many turns of search and reasoning.

Based on your search history, you need to take the next action to complete the task. You will be provided with:

1. Your history search attempts: query in format `<search> query </search>` and the search results returned by the external search tool.

2. The question to answer.

Valid actions (ONLY TAKE ONE of the following):

- (1) `<search> your query </search>`: search to verify a specific medical fact, diagnosis, treatment, drug mechanism, or clinical guideline relevant to the question. Your turn ends here; do not fabricate search results -- the external search tool will return them in the next turn.
- (2) `<answer> your answer, with the final choice in \boxed{} </answer>`: output the final answer once you have verified the key medical facts.

Strategy: Think step by step about what specific medical knowledge is needed to answer this question, then search to verify it.

Note:

- (1) DO NOT simulate or imagine search results in your reasoning. If you decide to search, you must output a `<search>` action.
- (2) Output EXACTLY ONE action block (search or answer).

Question: {task_description}

MedCalc-Bench template. For MedCalc-Bench questions, we reuse the same agentic-search structure but replace the task-specific search and answer instructions with the calculation variants in Prompt A.2. The value format instruction follows the Medmarks-Verifiable evaluation protocol (Warner et al., 2026).

Prompt A.2: MedCalc-Bench template

`<search> your query </search>`: search to verify a specific medical formula, reference value, drug dose, or clinical parameter needed to solve this calculation. Your turn ends here; do not fabricate search results -- the external search tool will return them in the next turn.

`<answer> your answer, with the final value in \boxed{} </answer>`: output the final answer once you have verified the formula or key values.

Think step by step about which formula or reference value is required, then search to confirm it.

Use one of the following final-value formats:

- Decimal Answer Format: 17.29
- Score-Based Answer Format: 5
- Estimated Date Answer Format: 5/21/2021
- Estimated Age Answer Format: (4 weeks, 3 days)

Evidence grounding prompt. At the first turn, the model receives an empty history and no citation requirement, since no retrieved evidence has been observed. After the search tool returns at least one real `<information>` block, we append the history field and the citation rule in Prompt A.3. The citation rule is used only to ground the model’s internal reasoning over prior retrieval results; the model is still required to output exactly one action block.

Prompt A.3: Evidence grounding prompt

1. Your history search attempts: query in format `<search> query </search>` and the returned search results in `<information>` and `</information>`.

Citation rule (ONLY for internal thinking):

- (1) Whenever you draw on a fact from prior search results (from `<information>` blocks), cite it inline using `[T<turn>-R<result>]` (example: `[T2-R3]`) in the thinking process.
- (2) If no prior `<information>` block exists, or the retrieved information is irrelevant or noisy, do not output any citations.
- (3) Do not invent citation ids.

For MedCalc-Bench calculation questions, cite retrieved facts, formula inputs, or numeric assumptions in the same format.

Text between `<information></information>` is the search results from the search engine after you perform a search action. DO NOT include any information in `<information></information>` in your output.

History Turns: {memory_context}

Format reminder. When a model emits an invalid action, we provide the lightweight repair prompt in Prompt A.4. This prompt does not introduce new task information; it only restates the required action schema so that the next turn can be parsed by the agent environment.

Prompt A.4: Format reminder

You generated an invalid action in your previous turn. Output EXACTLY ONE action block:

- (1) If taking a search action, please use format: `<search> your query </search>`. Do not fabricate search results; the external search tool will return them in the next turn.
- (2) If taking an answer action, please use format: `<answer> your answer, with the final choice in \boxed{} </answer>`.

A.4 LLM-judge Evaluation

Table 8: Meta-evaluation of LLM judges across five evidence-based medicine dimensions. Gemini 2.5 and Gemini 3 denote Gemini-2.5-Flash-Lite and Gemini-3-Flash, respectively. Agree. denotes inter-annotator agreement between the two judges.

Dimension	Gemini 2.5 Score	Gemini 3 Score	Agree.	Cohen’s κ
Ask	0.90	0.89	0.93	0.62
Acquire	0.54	0.57	0.71	0.41
Appraise	0.48	0.44	0.79	0.58
Apply	0.41	0.42	0.77	0.54
Assess	0.19	0.21	0.82	0.45
Macro Avg.	0.50	0.51	0.80	0.52

Table 8 compares rubric scores from Gemini 2.5 and Gemini 3. The two judges produce nearly identical macro-average rubric scores (50% vs. 51%) with 80% average agreement, suggesting that the rubric labels are robust across judges. Agreement is highest for Ask (93%) and lower for Acquire and Apply, which require more subjective assessment of search and evidence use. The average Cohen’s κ is 0.52, indicating moderate agreement beyond label imbalance and supporting the reliability of our process-quality analysis.