
AGC-Bench: Measuring Artificial General Creativity

Roger Beaty^{*,1} Vijeta Deshpande^{*,2} Clin K.Y. Lai¹ Anna Attuch³ Namrata Shivagunde²
Swastik Roy⁴ Rajkumar Pujari⁴ Paul V. DiStefano¹ Sherin Muckatira²
Claire E. Stevenson³ Mikhail Gronas⁵ Anna Rumshisky^{2,4}

¹Pennsylvania State University ²University of Massachusetts Lowell

³University of Amsterdam ⁴Amazon AGI ⁵Dartmouth College

*Equal contribution

Abstract

Creativity research has long debated whether creativity is a general ability or specific to particular domains (e.g., creative writing, visual art, scientific discovery), and whether it is separable from general intelligence. Both questions now apply to LLMs, but a fragmented evaluation landscape across hundreds of heterogeneous creativity benchmarks has left them empirically intractable. We introduce **AGC-Bench**, a meta-benchmark for artificial general creativity built from a PRISMA-compliant systematic review of the AI creativity literature (3,101 papers screened, 497 unique benchmarks identified) paired with an agentic onboarding harness that converts source-paper benchmarks into runnable HELM-style scenarios. The first release covers 78 datasets (67 text-only, 11 multimodal) spanning brainstorming, problem solving, STEM, narrative, figurative language, and humor. To address bias in LLM-as-judge, we apply Judge Response Theory (JRT)—a psychometric calibration of judge leniency/severity—with three frontier LLM judges. We then fine-tune Qwen3-30B-A3B-Instruct-2507 on the resulting 48,299 JRT-corrected ratings to produce **AGC-Judge**, an open-weight scoring model that matches the three-judge ensemble and predicts frontier-judge ratings with high accuracy on creativity benchmarks it was not trained on. Results reveal frontier models at the top of the leaderboard, with open-weight models close behind. However, different models show different creative strengths, ranking higher on some domains (e.g., creative writing) than others (e.g., scientific ideation). We conduct several experiments and report three main findings. First, applying factor analysis across 83 frontier LLMs, we recover a single creativity factor ‘c’, analogous to the ‘g’ factor of general intelligence, that explains 81.5% of variance, related to but separable from general knowledge and reasoning. Second, in within-model comparisons, we show that prompting models to “be creative” boosts their performance far more than enabling their reasoning capability, evidence that the benchmark tracks creativity specifically. Third, on a human-matched subset of five tasks, we find creativity is significantly more domain-general in LLMs than in humans, although the top human still leads the top LLM. We release AGC-Bench with a public leaderboard, the onboarding harness, AGC-Judge weights, and human comparison data as open infrastructure for measuring AI creativity at scale.

1 Introduction

Creativity is widely regarded as a hallmark of human intelligence, and large language models (LLMs) are increasingly being asked to produce creative output—writing stories, generating research ideas, designing marketing copy, composing poetry [Peepkorn et al., 2024, Bhat et al., 2025, Ruan et al., 2026]. Evaluating how well they do it, however, remains challenging. Hundreds of creativity

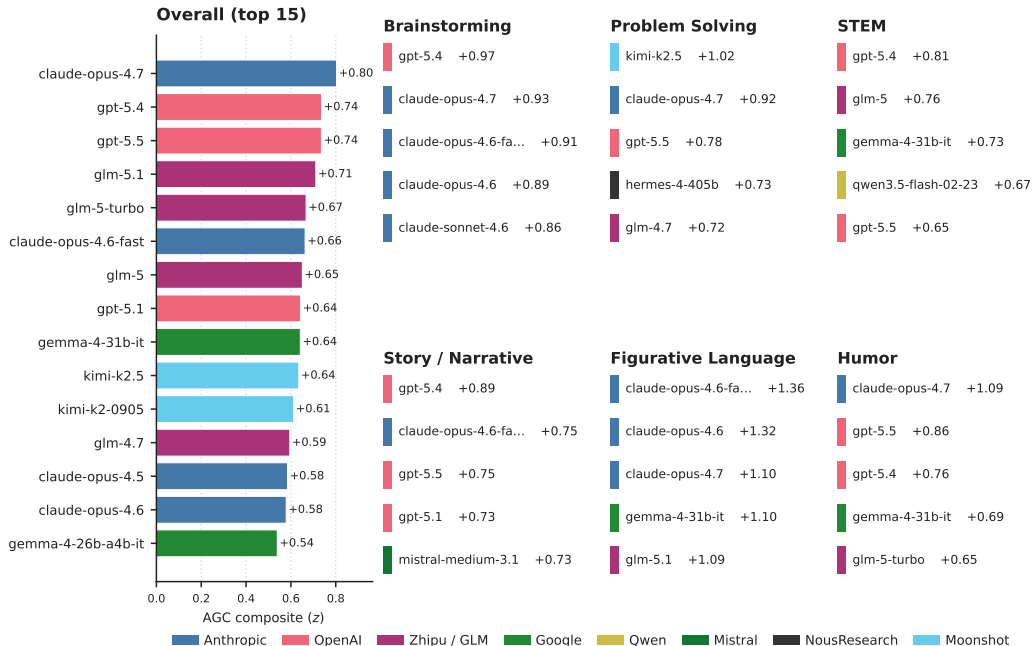


Figure 1: **Overall and per-domain rankings.** **Left:** top 15 of 83 models on the AGC-Bench composite. **Right:** top 5 within each of the six domains. Per-domain lineups overlap substantially with the overall ranking but reorder at the margins (e.g., kimi-k2.5 on Problem Solving, claude-opus-4.6-fast on Figurative Language). Full 83-model leaderboard in Appendix F.

benchmarks have been published in recent years, each targeting a narrow slice of creative behavior, each using its own scoring protocol, and most run in isolation. Yet the field has no infrastructure for asking whether a model’s creative ability generalizes across domains—whether a model that writes compelling short stories also generates clever metaphors, designs novel product taglines, or formulates original scientific hypotheses.

The same question is non-trivial in humans. Previous work suggests that creative performance reflects both general abilities that support many kinds of creative work and domain-specific abilities tied to particular tasks [Baer, 2010, Plucker, 2004, Kaufman and Beghetto, 2009]. Someone who writes good poetry, for example, does not need to be equally inventive when sketching or solving engineering problems. Whether a similar pattern holds for LLMs is unknown, in part because the field lacks the evaluation infrastructure to answer it. We call this open question, by analogy with artificial general intelligence, the problem of *artificial general creativity*: does creative performance in LLMs reflect a single general capacity that transfers across domains, or a set of domain-specific abilities shaped by training data, architecture, and post-training objectives? To address this question, we take a psychometric approach. Creativity researchers have long used psychometric tools, such as factor analysis and item response theory, to test whether human creative ability is general or domain-specific. We apply the same tools to large-scale evaluation data from LLMs. To do so, we need a unified framework that measures creative ability across diverse domains.

We introduce AGC-Bench, a meta-benchmark built by aggregating the published literature on AI creativity evaluation. A PRISMA-compliant systematic review [Page et al., 2021] of **3,101 candidate papers** yielded **497 unique benchmarks** published between 2018 and 2025. We onboarded 78 of them into a standardized evaluation harness modeled on HELM [Liang et al., 2023], organized around six text-only domains drawn from human creativity research—brainstorming, problem solving, STEM, story / narrative creativity, figurative language, and humor—as well as a multimodal visual and design subset. We evaluated 83 models spanning diverse model families and scales. Each benchmark was scored using its original metric. To address bias in LLM-as-judge scoring, we applied Judge Response Theory (JRT) [Myszkowski and Storme, 2019]—a psychometric calibration of each judge’s leniency and severity in rating creativity—with a three-frontier-vendor panel (Gemini-3-Flash, Grok-4.1-Fast, GPT-4.1-mini) under a planned-missing 2-of-3 design. We used the resulting

calibrated estimates to train AGC-Judge, an open-weight creativity rater described below. To test whether creative ability in LLMs is general or domain-specific, we aggregated per-model scores across the 67 text-only datasets into six domain composites and ran factor analysis to extract a general creativity factor (C).

We report three main findings. **First**, across 83 frontier LLMs, factor analysis reveals a general C factor explaining 81.5% of the variance across the six text-only domains ($\alpha = 0.96$); the factor correlates with general knowledge and reasoning yet remains separable from each. **Second**, in within-model comparisons, prompting models to “be creative” boosts their creative performance far more than enabling reasoning, evidence that the benchmark tracks creativity rather than reasoning. **Third**, on a five-task subset with paired human responses, creativity is more domain-general in LLMs than in humans, although the top human still leads the top LLM, with frontier models approaching but not yet matching the strongest human performers.

This work contributes three primary artifacts:

- **AGC-Bench.** A benchmark for artificial general creativity built from 78 onboarded datasets (67 text-only, 11 multimodal). Each dataset runs as a HELM-compatible scenario scored with the canonical metric from its source paper. We release the harness, model-output generations, and a public leaderboard.
- **AGC-Judge.** An open-weight Qwen3-30B-A3B scoring model fine-tuned on **48,299** calibrated three-judge ratings. AGC-Judge matches the three-judge ensemble at Spearman $\rho \geq 0.97$ in-distribution and predicts frontier-judge ratings on creativity benchmarks it was not trained on at $\rho = 0.83$, at a fraction of frontier-judge cost.
- **Meta-benchmarking pipeline.** A reproducible workflow that converts source-paper benchmarks into runnable scenarios, combining a PRISMA-compliant systematic review with an agentic onboarding harness. The pipeline supports incremental coverage of the literature beyond this release, and extends naturally to building meta-benchmarks in other domains.

We also release the full PRISMA-curated inventory of **497 creativity benchmarks** surveyed during onboarding—a superset of the 78 we run, annotated with modality, scoring protocol, and source paper, supporting future expansion of the harness. AGC-Bench constitutes an order-of-magnitude larger creativity benchmark than prior work and an initial empirical test of the artificial general creativity question. All artifacts are available at <https://huggingface.co/agcbench-2026>.

2 Related Work

General and domain-specific creativity. A central question in human creativity research is whether creative ability reflects a single general capacity, analogous to Spearman’s g for intelligence, or whether creativity is domain-specific. Large-scale assessments of creative behavior, including the Creative Achievement Questionnaire [Carson et al., 2005], the Kaufman Domains of Creativity Scale [Kaufman, 2012], and the Inventory of Creative Activities and Achievements [Diedrich et al., 2018], consistently partition creative performance across multiple content domains—visual arts, creative writing, humor, scientific and technical creativity, and everyday problem-solving—with moderate correlations across domains and substantial domain-specific variance [Baer, 2010, Kaufman and Beghetto, 2009]. Creative performance is typically assessed using tasks that require the generation of ideas or products that are both novel and appropriate [Runco and Jaeger, 2012, Amabile, 1996]. AGC-Bench adopts this framework directly. The six domains map onto content categories that recur across these taxonomies, paired with process-level traditions (divergent thinking and creative problem solving) that creativity researchers have long studied alongside them. Model performance can therefore be situated within the same structure used to characterize human creative ability.

Intelligence, creativity, and implications for LLMs. The relationship between intelligence and creativity has a long and contested history in psychology, with direct implications for the evaluation of LLMs. Within the Cattell-Horn-Carroll framework [McGrew, 2005], intelligence comprises a general factor (g) and broad abilities including fluid intelligence (G_f , the capacity for novel problem solving through inductive and deductive reasoning) and crystallized intelligence (G_c , accumulated declarative and procedural knowledge). G_f supports the generation and evaluation of candidate ideas, G_c provides the knowledge base from which they are constructed, and both contribute to creative thinking [Gerwig et al., 2021]. Frontier LLMs exhibit performance analogous to both components,

and many existing “creativity” benchmarks plausibly index G_f in disguise. Distinguishing creative ability from reasoning therefore requires a targeted G_f indicator that resists mere pattern-matching. Lewis and Mitchell [2025] construct counterfactual letter-string analogies, replacing the Latin alphabet with shuffled alphabets and symbol sequences to force rule abstraction over memorization—a logic paralleled by Chollet’s Abstraction and Reasoning Corpus [Chollet, 2019]. We adopt the counterfactual letter-string task as our pure- G_f probe alongside the AGC-Bench composite.

The LLM creativity benchmark landscape. Benchmarks evaluating creative capability in LLMs have proliferated rapidly across multiple lines of work, with each subfield developing its own conventions in relative isolation. The earliest and largest group adapts the classical psychometric tasks of divergent thinking—the Alternate Uses Task, the Torrance Tests, the Divergent Association Task—to LLMs, generally reporting that frontier models match or exceed average human performance while falling short of the most creative humans [Stevenson et al., 2022, Guzik et al., 2023, Hubert et al., 2024, Bellemare-Pepin et al., 2026]. Creative writing has become the most active area, with benchmarks that differ in length, granularity, and evaluation philosophy and range from constrained short-story comparisons [Gómez-Rodríguez and Williams, 2023] to expert-rubric evaluation [Chakrabarty et al., 2024]. Humor evaluation has consolidated around image captioning such as the New Yorker Caption Contest [Hessel et al., 2023], with extensions targeting humor reasoning [Narad et al., 2025] and expert-aligned ranking [Zhou et al., 2025]. Other lines of work address figurative language and metaphor [Chakrabarty et al., 2023, Liu et al., 2022], scientific ideation [Ruan et al., 2026], visual creativity [Fang et al., 2025], human-versus-AI creative drawing [Nath et al., 2025], and “lateral thinking” through puzzle-solving tasks [Jiang et al., 2023]. Each benchmark deepens understanding of one creative domain, but because they were built independently—different prompts, scoring protocols, and model rosters—their results cannot be combined to ask broader questions about a model’s creative profile across domains.

Multi-domain evaluation and the present work. A few recent efforts have begun to bridge across domains. The closest prior consolidation is CreativityPrism [Hou et al., 2025], which assembles nine tasks across divergent thinking, creative writing, and logical reasoning and evaluates seventeen state-of-the-art models with a single LLM judge. The authors report that performance is more correlated within than across their three domains, suggesting that creative ability in LLMs may not generalize. AGC-Bench extends this line on three dimensions: scale (67 text-only benchmarks rather than nine and 83 frontier models rather than seventeen, with coverage of the major 2025–2026 frontier releases that postdate the CreativityPrism release), scoring methodology (a 3-judge planned-missing design with Bayesian rater calibration rather than a single LLM judge), and psychometric grounding (formal factor analysis with parallel analysis on an 83×6 matrix rather than per-pair correlations on the 17×9 matrix their cohort supports). Six of the nine CreativityPrism tasks (ttcw, dat, cs4, neocoder, creativemath, and a 3-word-cue short-story analog) appear among the 67 benchmarks we evaluated. Other work has examined the validity of the field’s evaluation practices and metrics. Lu et al. [2026] catalog systematic confounds in existing creativity benchmarks, e.g., prompt sensitivity, model inconsistency, and potential data contamination, arguing that even within a single benchmark, reported scores may not robustly reflect underlying creative ability. Bhat et al. [2025], the most rigorous single-domain study to date, found tightly clustered model performance and poor agreement between LLM judges and human experts on a large pairwise marketing-creativity comparison. Taken together, prior work indicates that creative performance is heterogeneous across domains and tasks, and that characterizing LLM creativity requires breadth that no single benchmark can provide. AGC-Bench addresses this gap by combining 67 primary-cohort benchmarks across six text-only creative domains, with 11 additional multimodal scenarios released as artifacts, and a domain taxonomy drawn from human creativity research and benchmark-level factor analysis as a formal test of the *artificial-general-creativity hypothesis*.

3 Methods

AGC-Bench contains 67 text-only datasets onboarded from our systematic review, with each dataset scored using the metric from its source paper. The present submission is the first release of an ongoing onboarding effort; the harness is designed to extend to additional benchmarks as they are integrated. The release also includes a human subset, *AGC-Human*, of five tasks from the Creativity Assessment Platform [Patterson et al., 2025] that place LLMs and humans on directly comparable scales.

3.1 Benchmark Curation

We assembled the benchmark inventory through a PRISMA-compliant [Page et al., 2021] systematic literature review—the gold-standard evidence-synthesis protocol from medicine, applied here to the AI creativity literature—with six reproducible stages: literature harvesting, automated pre-screening, dataset verification, dual human review, benchmark extraction, and deduplication. The pipeline interleaves LLM automation for triage at scale with human review at every accept step. The flow of papers and benchmarks through the pipeline appears in Figure S1.

Pre-screening. From an initial pool of 3,101 candidate papers (January 2018–December 2025), gpt-4.1 applied a structured inclusion rubric to each title and abstract. A paper was retained if it (a) targeted an AI or LLM system, (b) introduced or substantially modified a benchmark or dataset, (c) focused on a creativity-related construct (e.g., ideation, originality, humor, metaphor, discovery), (d) included either a generation task with multiple valid solutions or a judgment task rating creative outputs, and (e) was published between 2018 and 2025. Survey papers without a new benchmark and papers where creativity was incidental were excluded. The rubric retained 683 papers. gemini-2.5-flash with Google Search grounding then verified that 431 had publicly accessible code or data. Four trained graduate students then reviewed the resulting candidate set under a rotating assignment protocol, with conflict resolution by the lead authors.

Extraction and deduplication. Of the 431 candidates with verified data access, 283 passed the dual human review and were forwarded to extraction. Benchmark extraction with gemini-2.5-pro parsed the 276 papers with retrievable PDFs into structured records, producing 546 candidate benchmarks across 1,160 constituent tasks. Each record captured benchmark name, modality, task description, evaluation metric, and dataset URL. A hybrid pipeline—string-normalization on canonicalized names, followed by 10-pass gemini-2.5-pro voting deduplication with $\geq 80\%$ inter-pass agreement—identified 33 duplicate groups, yielding 497 unique benchmarks.

Candidate selection. The 497 unique benchmarks underwent a relevance pass that removed general NLP and computer-vision co-extractions miscategorized by upstream extraction, leaving 432 creativity-relevant candidates. Each candidate was then classified by modality and infrastructure requirements: gemini-3-flash-preview assigned a tier based on input/output type, with the lead authors reviewing tier-boundary cases. The classifier yielded 241 Tier-1a (text-to-text, standard API calls) and 86 Tier-1b (image-to-text, vision APIs), leaving 105 higher-tier candidates. Tier-1a and selected Tier-1b candidates entered the onboarding pipeline (Section 3.2). Higher-tier candidates are retained in the catalog for future releases.

3.2 Benchmark Onboarding

The 327 API-runnable Tier-1a and Tier-1b candidates ship in heterogeneous formats and use incompatible evaluation paradigms. An agentic onboarding workflow (benchmark-onboarder) built with Claude Code on claude-opus-4.6 coordinates a nine-state pipeline from paper parsing through scenario generation and pilot execution, with three design principles—verbatim prompt extraction, source-paper scoring metrics preserved, and regex/code-based extraction preceding LLM inference—and human review at every accept step. The pipeline produced 159 HELM-compatible scenarios; after a launch-readiness audit, 78 entered the present evaluation cycle (67 text-only and 11 multimodal), with the remaining scenarios either documented as excluded for scope or methodology reasons (Appendix D) or queued for future evaluation. Failure modes and the full state-machine specification are documented in Appendix B.

3.3 Benchmark Taxonomy

The 67 text-only datasets are organized into a taxonomy grounded in human creativity research, with six text-only domains mapped onto content categories shared across major self-report inventories of creative behavior [Carson et al., 2005, Kaufman, 2012, Diedrich et al., 2018]: *Brainstorming*, *Problem Solving*, *STEM*, *Story / Narrative*, *Figurative Language*, and *Humor*. Domain assignments come from a three-model LLM panel (gemini-3-flash-preview, grok-4.1-fast, gpt-4.1-mini) on benchmark metadata, adjudicated by majority vote with lead-author resolution (mean pairwise

Cohen’s $\kappa \approx 0.85$, Fleiss’ $\kappa \approx 0.85$ on the released taxonomy panel); per-dataset assignments, per-domain counts, and the partition rationale appear in Appendix D.

Scope of the present analysis. The first AGC-Bench release covers 78 datasets: 67 primary-cohort text-evaluable datasets (one image+text figurative-language dataset, IRFL, is included; its inclusion shifts model composites by $\leq 0.04 z$) and 11 multimodal scenarios released as artifacts. All analyses reported in Section 4 are restricted to the 67 primary-cohort datasets, on which both the strict-coverage model selection and the JRT calibration were performed. *The 11 multimodal scenarios are released as artifacts for use by the community, but no multimodal results are reported in the present paper.*

3.4 Evaluation Setup

Harness and sampling. Our evaluation harness extends HELM [Liang et al., 2023] and Im-evaluation-harness [Gao et al., 2024]. Each benchmark is implemented as a self-contained scenario with a stable identifier. We evaluate 83 text-only models released between 2024 and 2026, drawn from the major proprietary and open-weight families and run via vendor APIs and OpenRouter with reasoning off by default. To make a model \times benchmark grid of this size tractable, each (model, dataset) cell scores $n = 50$ items sampled with a frozen seed from the source benchmark (smaller datasets run exhaustively, canonical splits preserved). This cap prioritizes breadth across benchmarks and domains over depth on any single one. A rank-stability bootstrap confirms that leaderboard rankings stabilize well below this cutoff: Spearman $\rho = 0.99$ between $k = 10$ and the full $k = 50$, with Top-10 Jaccard = 1.0 by $k = 50$ (per-model coverage and the full bootstrap in Appendix B).

Scoring and aggregation. Each dataset is scored with its canonical metric, with the source-paper rubric and judge prompt preserved verbatim (Appendix E). For the 24 LLM-judge benchmarks, the cohort-scaling judge is `gemini-3-flash-preview` following HELM precedent [Liang et al., 2023], with two cross-vendor judges (`grok-4.1-fast`, `gpt-4.1-mini`) added per cell under a planned-missing 2-of-3 design. To correct systematic differences in severity and discrimination across judges, we fit a Bayesian graded response model from the Judge Response Theory framework [Myszkowski and Storme, 2019], which recovers per-unit ability θ alongside per-judge discrimination and severity. The corrected scores preserve the leaderboard rank order while flattening per-judge scale differences (Figure 2; full specification and rank-preservation diagnostics in Appendix H). The AGC-Bench composite is the per-model mean of dataset-level z-scores across the 67 text-only datasets. Multi-metric datasets are mean-aggregated, and domain composites are computed analogously for the C -factor analysis (Section 4.3).

Data-quality audit and reproducibility. An independent LLM-judge audited three random instances per cell. On-task rate was 95.1%, with second-judge overlap of $\kappa = 0.67$ (Appendix G). The catalog, harness, responses, judge verdicts, and a public submission leaderboard are released at <https://huggingface.co/agcbench-2026>, with each scenario versioned and traceable to its source paper.

External validity. Three external designs anchor the construct AGC-Bench measures (full specifications in Appendices I and K): the Lewis–Mitchell counterfactual letter-string analogy task [Lewis and Mitchell, 2025] as a pure- G_f discriminant probe; a 1,862-item subset of the MuCE creativity battery [Ismayilzada et al., 2025] as an out-of-cohort convergent reference against human ratings; and two within-model interventions (be-creative vs. be-effective prompting; reasoning-mode toggle) testing whether the composite shifts more under creativity-targeted than reasoning-targeted manipulation.

3.5 The AGC-Judge scorer

We fine-tuned `Qwen3-30B-A3B-Instruct-2507` as a LoRA adapter to produce **AGC-Judge**, an open-weight creativity scorer that reproduces the JRT-calibrated three-judge ensemble at a fraction of the cost. The training corpus comprises 48,299 (model, item) ratings drawn from the JRT-corrected pool, with each row pairing a model response to a JRT-derived integer rating on the originating benchmark’s scale, and the adapter is trained with the standard causal-LM objective. We release the weights and the scoring harness so others can score new models against the AGC-Bench leaderboard without running a frontier-judge ensemble (full training configuration, hyperparameters, length-filtering, and ablations in Appendix H.5; held-out evaluation in Section 4.2).

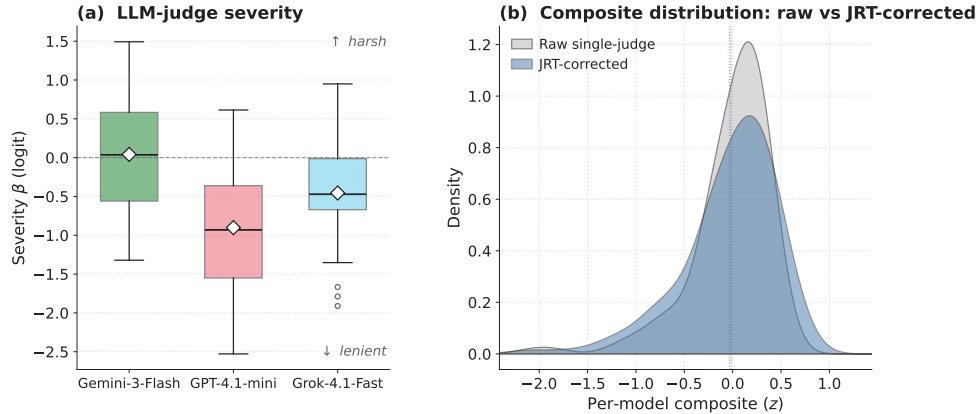


Figure 2: **Judge-response-theory (JRT) calibration of the LLM-judge benchmarks.** (a) Per-judge severity β across 24 LLM-judge cells: `gpt-4.1-mini` runs substantially lenient (median $\beta = -0.93$); `gemini-3-flash` sits near zero. (b) Per-model composite density: the raw single-judge composite (gray) is left-skewed; JRT correction (blue) yields an approximately normal distribution.

3.6 Paired-human subset (AGC-Human)

AGC-Human places humans and LLMs on directly comparable scales across five tasks from the Creativity Assessment Platform [Patterson et al., 2025]: three idea-generation tasks (Alternate Uses, Scientific Creative Thinking, Design Problems) and two creative-writing tasks (Metaphor Completion, Short Story). The cohort comprises 224 humans and 125 LLM evaluations. An LLM-judge validity gate filters out off-task or non-responsive entries (pass rates 96.0% for humans, 98.8% for LLMs), leaving 201 humans and 80 LLMs in the canonical-analysis subset. Each response is then scored on novelty [Johnson et al., 2023] and diversity using embedding models, with scores length-residualized and z-scored within (task, prompt). Task definitions and validity filtering appear in Appendix I.

4 Results

4.1 Frontier models lead overall, but no model leads every domain

The left panel of Figure 1 shows the top 15 models on the overall composite. Proprietary frontier systems lead the field—`anthropic/claude-opus-4.7`, `openai/gpt-5.4`, `openai/gpt-5.5`—with open-weight `z-ai/glm-5.1` and `glm-5-turbo` close behind. The right panel of Figure 1 reorders the same models by per-domain composite and surfaces dissociations that diverge from the overall ranking. `kimi-k2.5` tops Problem Solving (+1.02) without entering any other domain top-5. `claude-opus-4.6-fast` leads Figurative Language by a wide margin (+1.36). Open-weight `gemma-4-31b-it` enters three domain top-fives (STEM, Figurative Language, Humor) despite ranking ninth overall. Creative ability is therefore unevenly distributed even among top models, a pattern we examine quantitatively in Section 4.3.

4.2 AGC-Judge generalizes across held-out splits at frontier-judge accuracy

We test whether the calibrated three-judge ensemble can be approximated by a single fine-tuned open-weight scorer. We find that AGC-Judge—the LoRA fine-tune of `Qwen3-30B-A3B-Instruct-2507` on the 48,299 JRT-corrected ratings—predicts JRT-corrected scores at Spearman $\rho = 0.94$ on held-out items and frontier models and $\rho = 0.83$ on three held-out benchmarks (Figure 3), matching the three-judge ensemble at $\rho \geq 0.97$. On an out-of-distribution corpus of creative writing from humans and LLMs [Orwig et al., 2024], AGC-Judge tracks human ratings comparably to a frontier GPT judge with substantially lower LLM-preference bias (Appendix H.6). AGC-Judge thus provides a low-cost, robust, and human-aligned creativity scoring model for AGC-Bench.

4.3 A general creativity factor (C) in LLMs

We next ask whether creative ability in LLMs is general across the six domains or specific to each. To this end, we conducted a factor analysis on the 83×6 per-(model, domain) composite matrix. Results show that the structure is clearly unidimensional. The first eigenvalue is 4.89—the only one above Kaiser, with the remaining five at 0.47 or below—and parallel analysis on 1,000 random matrices [Horn, 1965] places it well above the noise floor. The resulting factor, which we call C by analogy with g for general intelligence, explains 81.5% of variance, with all six domain loadings between +0.87 and +0.94 ($\alpha = 0.96$). Thus, knowing how a model performs in one creative domain reliably predicts its performance in the others.

Critically, the factor survives three independent threats to its validity. First, it holds after partialling out fluid reasoning ($\alpha = 0.91$ on the letter-string-analogy-residualized matrix), so C is not a re-parameterization of G_f . Second, it holds within scoring family: re-extraction on the formula-based subset alone ($\alpha = 0.91$) and the LLM-judge subset alone ($\alpha = 0.96$) each yields a unidimensional solution, so C is not an artifact of any single scoring class. Finally, C is stable across model subsets: bootstrap subsampling to 60 of the 83 models gives a consistent eigenvalue (4.92, 95% interval [4.74, 5.05]), and dropping the largest domain (Story/Narrative, 20 datasets) leaves the structure intact ($\alpha = 0.94$). Full robustness diagnostics appear in Appendix J.

4.4 C correlates with intelligence yet remains separable

A unitary C would not be a meaningful psychometric finding if creativity in LLMs simply reduced to general capability. We therefore tested three competing reductions: C as fluid reasoning, C as crystallized knowledge, and C as raw model scale.

We find that C correlates substantially with both components of human intelligence, but separably. The AGC-Bench composite correlates with the fluid reasoning (counterfactual letter-string analogies) at $\rho = +0.55$ Spearman ($n = 82$), and with MMLU-Pro (a proxy for general knowledge) at $\rho = +0.62$ ($n = 57$). The two correlations are statistically indistinguishable (Williams’ t for the G_f -vs- G_c difference = +0.04, $p = 0.96$), mirroring effects reported in human research on intelligence and creativity [Gerwig et al., 2021, Jauk et al., 2013].

Notably, the same separability holds for model size. Among the 42 open-weight models with disclosed parameter counts, total parameters correlate with the composite at $\rho = +0.69$, weakening to $\rho = +0.37$ under active-parameter accounting (Appendix K). Mixture-of-experts architectures reach the upper tier on total-parameter rankings without delivering matched creative ability per active parameter, suggesting model size is a real but incomplete predictor of C . Taken together, C tracks general intelligence and model scale at moderate-to-strong magnitudes, consistent with a creative ability that draws on both reasoning and knowledge yet is not reducible to either.

4.5 The paired-human subset is more sensitive to creativity-specific prompting than to enabling reasoning

A creativity benchmark should respond more to manipulations that target creativity than to manipulations that target reasoning. We tested this with two within-model interventions on AGC-Human, run on separate model cohorts because not all models support a clean reasoning-mode toggle. Prompting 18 frontier models to “be creative” rather than “be effective” produced a large upward shift ($d_z = +1.40$ length-residualized) that did not sacrifice quality, with 99.4% of 2,700 generations passing a 3-judge validity gate. In contrast, enabling reasoning (vs. baseline) on 10 different reasoning-capable models produced a much smaller composite shift ($d_z = +0.34$), roughly one-quarter the magnitude. The benchmark thus moves more under the manipulation that targets creativity than under the manipulation that targets reasoning, consistent with the construct sensitivity expected of a creativity instrument (see Appendix I for full intervention designs and per-task results).

4.6 AGC-Bench predicts which models best agree with human creativity ratings

For external validation against human-rated data, we asked whether a model’s AGC-Bench score predicts its agreement with human creativity ratings on an independent corpus of 1,862 responses to 6 creativity tasks. We find the AGC-Bench composite predicts each model’s Pearson correlation (agreement) with human ratings at $r = +0.66$, $\rho = +0.73$ ($n = 74$ models with AA Intelligence

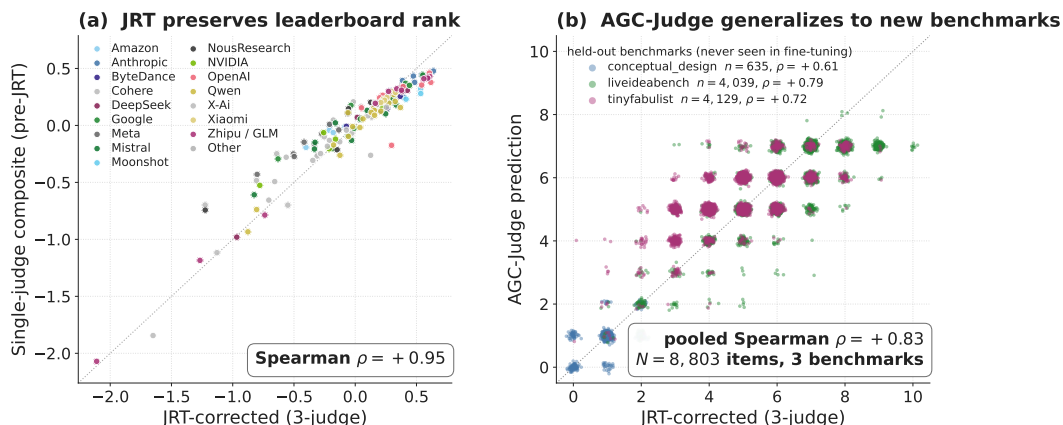


Figure 3: **JRT calibration validation and AGC-Judge generalization.** (a) JRT-corrected and single-judge canonical composites cluster on the diagonal at Spearman $\rho = +0.95$ across 83 models—calibration preserves leaderboard rank. (b) AGC-Judge (open-weight Qwen3-30B LoRA fine-tuned on 48,299 JRT-corrected ratings) generalizes to three held-out creativity benchmarks at pooled Spearman $\rho = +0.83$ on 8,803 items.

Index coverage), contributing unique variance beyond the reasoning and knowledge tests (partial $r = +0.34$). Models that score well on AGC-Bench thus also rate creativity more like humans do.

5 Conclusion

AGC-Bench provides a psychometric tool for LLM creativity evaluation, offering insight into the domain-specificity of creativity and how creative ability relates to intelligence in AI systems. The pipeline assembles 67 text-only benchmarks under a PRISMA-compliant review, applies IRT-calibrated LLM-judge training for automated creativity scoring, and releases the open-weight AGC-Judge scorer that reproduces the leaderboard at frontier-judge accuracy. Using factor analysis, we find that verbal creativity is strongly unidimensional, related to but separable from knowledge and reasoning, with frontier models competitive with human performance on ideation and creative writing tasks. We view AGC-Bench as scaffolding for the next phase of work on LLM creativity, with future efforts targeting shorter scales for cost-efficient evaluation [Polo et al., 2024, Kipnis et al., 2025], extension into different modalities such as audio and vision, and ultimately the use of these tools to improve creativity in current models.

Limitations. A few caveats are worth noting. The composite creativity score is specific to this cohort, so scores have no theoretical ceiling similar to Chatbot Arena ELO—a feature of any benchmark scored against frontier peers rather than a defect. AGC-Bench is currently English-dominant and limited to image-only inputs. Both extensions are natural targets for follow-on work, especially the visual tasks, which are slated for the next release of AGC-Bench. Finally, although our benchmark covers many creative tasks, some aspects of creativity remain harder to assess, including transformational creativity, where a model reshapes the conceptual space itself rather than simply recombining within it [Schapiro et al., 2025]. Nevertheless, our findings provide the first large-scale test of the structure of artificial creativity and how it may scale with increasing model capability.

References

- Selcuk Acar, Mark A. Runco, and Hyeri Park. What should people be told when they take a divergent thinking test? a meta-analytic review of explicit instructions for divergent thinking. *Psychology of Aesthetics, Creativity, and the Arts*, 14(1):39–49, 2020. doi: 10.1037/aca0000256.
- Teresa M. Amabile. *Creativity in Context: Update to the Social Psychology of Creativity*. Westview Press, Boulder, CO, 1996. ISBN 9780813330341.

- John Baer. Is creativity domain specific? In James C. Kaufman and Robert J. Sternberg, editors, *The Cambridge Handbook of Creativity*, pages 321–341. Cambridge University Press, 2010. doi: 10.1017/CBO9780511763205.021.
- Antoine Bellemare-Pepin, François Lespinasse, Philipp Thölke, Yann Harel, Kory Mathewson, Jay A. Olson, Yoshua Bengio, and Karim Jerbi. Divergent creativity in humans and large language models. *Scientific Reports*, 16(1):1279, 2026. doi: 10.1038/s41598-025-25157-3. URL <https://www.nature.com/articles/s41598-025-25157-3>.
- Ninad Bhat, Kieran Browne, and Pip Bingemann. Creativity benchmark: A benchmark for marketing creativity for large language models. *arXiv preprint arXiv:2509.09702*, 2025. URL <https://arxiv.org/abs/2509.09702>.
- Shelley H. Carson, Jordan B. Peterson, and Daniel M. Higgins. Reliability, validity, and factor structure of the Creative Achievement Questionnaire. *Creativity Research Journal*, 17(1):37–50, 2005. doi: 10.1207/s15326934crj1701_4.
- Tuhin Chakrabarty, Arkadiy Saakyan, Olivia Winn, Artemis Panagopoulou, Yue Yang, Marianna Apidianaki, and Smaranda Muresan. I spy a metaphor: Large language models and diffusion models co-create visual metaphors. In *Findings of the Association for Computational Linguistics: ACL 2023*, pages 7370–7388, 2023. doi: 10.18653/v1/2023.findings-acl.465. URL <https://aclanthology.org/2023.findings-acl.465/>.
- Tuhin Chakrabarty, Philippe Laban, Divyansh Agarwal, Smaranda Muresan, and Chien-Sheng Wu. Art or artifice? large language models and the false promise of creativity. In *Proceedings of the CHI Conference on Human Factors in Computing Systems*, pages 1–34, 2024. doi: 10.1145/3613904.3642731.
- François Chollet. On the measure of intelligence. *arXiv preprint arXiv:1911.01547*, 2019. URL <https://arxiv.org/abs/1911.01547>.
- Jennifer Diedrich, Emanuel Jauk, Paul J. Silvia, Jeffrey M. Gredlein, Aljoscha C. Neubauer, and Mathias Benedek. Assessment of real-life creativity: The Inventory of Creative Activities and Achievements (ICAA). *Psychology of Aesthetics, Creativity, and the Arts*, 12(3):304–316, 2018. doi: 10.1037/aca0000137.
- Xinyu Fang, Zhijian Chen, Kai Lan, Lixin Ma, Shengyuan Ding, Yingji Liang, Xiangyu Zhao, Farong Wen, Zicheng Zhang, Guofeng Zhang, Haodong Duan, Kai Chen, and Dahua Lin. Creation-MMBench: Assessing context-aware creative intelligence in MLLMs. In *Proceedings of the IEEE/CVF International Conference on Computer Vision (ICCV)*, pages 447–456, October 2025. doi: 10.1109/ICCV51701.2025.00049. URL https://openaccess.thecvf.com/content/ICCV2025/html/Fang_Creation-MMBench_Assessing_Context-Aware_Creative_Intelligence_in_MLLMs_ICCV_2025_paper.html.
- Leo Gao, Jonathan Tow, Baber Abbasi, Stella Biderman, Sid Black, Anthony DiPofi, Charles Foster, Laurence Golding, Jeffrey Hsu, Alain Le Noac’h, Haonan Li, Kyle McDonell, Niklas Muennighoff, Chris Ociepa, Jason Phang, Laria Reynolds, Hailey Schoelkopf, Aviya Skowron, Lintang Sutawika, Eric Tang, Anish Thite, Ben Wang, Kevin Wang, and Andy Zou. EleutherAI/lm-evaluation-harness: v0.4.3, July 2024. URL <https://zenodo.org/records/12608602>.
- Anne Gerwig, Kirill Miroshnik, Boris Forthmann, Mathias Benedek, Maciej Karwowski, and Heinz Holling. The relationship between intelligence and divergent thinking—a meta-analytic update. *Journal of Intelligence*, 9(2):23, 2021. doi: 10.3390/jintelligence9020023.
- Carlos Gómez-Rodríguez and Paul Williams. A confederacy of models: A comprehensive evaluation of LLMs on creative writing. In *Findings of the Association for Computational Linguistics: EMNLP 2023*, pages 14504–14528, 2023. doi: 10.18653/v1/2023.findings-emnlp.966. URL <https://aclanthology.org/2023.findings-emnlp.966/>.
- Erik E. Guzik, Christian Byrge, and Christian Gilde. The originality of machines: AI takes the Torrance Test. *Journal of Creativity*, 33(3):100065, 2023. doi: 10.1016/j.yjoc.2023.100065.

- Jack Hessel, Ana Marasović, Jena D. Hwang, Lillian Lee, Jeff Da, Rowan Zellers, Robert Mankoff, and Yejin Choi. Do androids laugh at electric sheep? humor “understanding” benchmarks from The New Yorker Caption Contest. In *Proceedings of the 61st Annual Meeting of the Association for Computational Linguistics (Volume 1: Long Papers)*, pages 688–714, 2023. doi: 10.18653/v1/2023.acl-long.41. URL <https://aclanthology.org/2023.acl-long.41/>. Best Paper Award.
- John L. Horn. A rationale and test for the number of factors in factor analysis. *Psychometrika*, 30(2): 179–185, 1965. doi: 10.1007/BF02289447.
- Zhaoyi Joey Hou, Bowei Alvin Zhang, Yining Lu, Bhiman Kumar Baghel, Anneliese Brei, Ximing Lu, Meng Jiang, Faeze Brahman, Snigdha Chaturvedi, Haw-Shiuan Chang, Daniel Khashabi, and Xiang Lorraine Li. CreativityPrism: A holistic evaluation framework for large language model creativity. *arXiv preprint arXiv:2510.20091*, 2025. URL <https://arxiv.org/abs/2510.20091>.
- Kent F. Hubert, Kim N. Awa, and Darya L. Zabelina. The current state of artificial intelligence generative language models is more creative than humans on divergent thinking tasks. *Scientific Reports*, 14(1):3440, 2024. doi: 10.1038/s41598-024-53303-w.
- Mete Ismayilzada, Antonio Laverghetta Jr., Simone A. Luchini, Reet Patel, Antoine Bosselut, Lonneke van der Plas, and Roger E. Beaty. Creative preference optimization. In *Findings of the Association for Computational Linguistics: EMNLP 2025*, pages 9580–9609, 2025. doi: 10.18653/v1/2025.findings-emnlp.509. URL <https://aclanthology.org/2025.findings-emnlp.509/>.
- Myeongjun Erik Jang and Fran Silavong. InstaJudge: Aligning judgment bias of LLM-as-judge with humans in industry applications. In *Proceedings of the 2025 Conference on Empirical Methods in Natural Language Processing: Industry Track*, pages 1158–1172, Suzhou, China, 2025. Association for Computational Linguistics. doi: 10.18653/v1/2025.emnlp-industry.82. URL <https://aclanthology.org/2025.emnlp-industry.82/>.
- Emanuel Jauk, Mathias Benedek, Beate Dunst, and Aljoscha C. Neubauer. The relationship between intelligence and creativity: New support for the threshold hypothesis by means of empirical breakpoint detection. *Intelligence*, 41(4):212–221, 2013. doi: 10.1016/j.intell.2013.03.003.
- Yifan Jiang, Filip Ilievski, Kaixin Ma, and Zhivar Sourati. BRAINTEASER: Lateral thinking puzzles for large language models. In *Proceedings of the 2023 Conference on Empirical Methods in Natural Language Processing*, pages 14317–14332, 2023. doi: 10.18653/v1/2023.emnlp-main.885. URL <https://aclanthology.org/2023.emnlp-main.885/>.
- Dan R. Johnson, James C. Kaufman, Brendan S. Baker, John D. Patterson, Baptiste Barbot, Adam E. Green, Janet van Hell, Evan Kennedy, Grace F. Sullivan, Christa L. Taylor, Thomas Ward, and Roger E. Beaty. Divergent semantic integration (DSI): Extracting creativity from narratives with distributional semantic modeling. *Behavior Research Methods*, 55(7):3726–3759, 2023. doi: 10.3758/s13428-022-01986-2.
- James C. Kaufman. Counting the muses: Development of the Kaufman Domains of Creativity Scale (K-DOCS). *Psychology of Aesthetics, Creativity, and the Arts*, 6(4):298–308, 2012. doi: 10.1037/a0029751.
- James C. Kaufman and Ronald A. Beghetto. Beyond big and little: The Four C model of creativity. *Review of General Psychology*, 13(1):1–12, 2009. doi: 10.1037/a0013688.
- Alex Kipnis, Konstantinos Voudouris, Luca M. Schulze Buschoff, and Eric Schulz. metabench: A sparse benchmark of reasoning and knowledge in large language models. In *Proceedings of the 13th International Conference on Learning Representations*, 2025. URL <https://openreview.net/forum?id=4T33izzFpK>.
- Kalpesh Krishna, Yixiao Song, Marzena Karpinska, John Wieting, and Mohit Iyyer. Paraphrasing evades detectors of AI-generated text, but retrieval is an effective defense. In *Advances in Neural Information Processing Systems 36*, 2023. URL https://proceedings.neurips.cc/paper_files/paper/2023/hash/575c450013d0e99e4b0ecf82bd1afaa4-Abstract-Conference.html.

- Martha Lewis and Melanie Mitchell. Evaluating the robustness of analogical reasoning in large language models. *Transactions on Machine Learning Research*, 2025. URL <https://openreview.net/forum?id=t5cy5v9wph>.
- Percy Liang, Rishi Bommasani, Tony Lee, Dimitris Tsipras, Dilara Soylu, Michihiro Yasunaga, Yian Zhang, Deepak Narayanan, Yuhuai Wu, Ananya Kumar, et al. Holistic evaluation of language models. *Transactions on Machine Learning Research*, 2023. URL <https://openreview.net/forum?id=i04LZibEqW>.
- Emmy Liu, Chenxuan Cui, Kenneth Zheng, and Graham Neubig. Testing the ability of language models to interpret figurative language. In *Proceedings of the 2022 Conference of the North American Chapter of the Association for Computational Linguistics: Human Language Technologies*, pages 4437–4452, 2022. doi: 10.18653/v1/2022.naacl-main.330. URL <https://aclanthology.org/2022.naacl-main.330/>.
- Zhuo Liu, Moxin Li, Xun Deng, Qifan Wang, and Fuli Feng. Assistant-guided mitigation of teacher preference bias in LLM-as-a-judge. In *Findings of the Association for Computational Linguistics: EMNLP 2025*, pages 9610–9631, Suzhou, China, 2025. Association for Computational Linguistics. doi: 10.18653/v1/2025.findings-emnlp.510. URL <https://aclanthology.org/2025.findings-emnlp.510/>.
- Li-Chun Lu, Miri Liu, Pin Chun Lu, Yufei Tian, Shao-Hua Sun, and Nanyun Peng. Rethinking creativity evaluation: A critical analysis of existing creativity evaluations. In *Proceedings of the 19th Conference of the European Chapter of the Association for Computational Linguistics (Volume 1: Long Papers)*, pages 6329–6352, 2026. doi: 10.18653/v1/2026.eacl-long.297. URL <https://aclanthology.org/2026.eacl-long.297/>.
- Kevin S. McGrew. The Cattell-Horn-Carroll theory of cognitive abilities: Past, present, and future. In Dawn P. Flanagan and Patti L. Harrison, editors, *Contemporary Intellectual Assessment: Theories, Tests, and Issues*, pages 136–182. Guilford Press, New York, NY, 2 edition, 2005.
- Nils Myszowski and Martin Storme. Judge response theory? a call to upgrade our psychometrical account of creativity judgments. *Psychology of Aesthetics, Creativity, and the Arts*, 13(2):167–175, 2019. doi: 10.1037/aca0000225.
- Reuben Narad, Siddharth Suresh, Jiayi Chen, Pine S. L. Dysart-Bricken, Bob Mankoff, Robert Nowak, Jifan Zhang, and Lalit Jain. Which LLMs get the joke? probing non-STEM reasoning abilities with HumorBench. *arXiv preprint arXiv:2507.21476*, 2025. URL <https://arxiv.org/abs/2507.21476>.
- Surabhi S. Nath, Guiomar del Cuvillo y Schröder, and Claire E. Stevenson. Pencils to pixels: A systematic study of creative drawings across children, adults and AI. In *Proceedings of the 47th Annual Conference of the Cognitive Science Society*, volume 47, pages 1123–1130, San Francisco, CA, USA, 2025. Cognitive Science Society. URL <https://escholarship.org/uc/item/1rq6h8xg>.
- William Orwig, Emma R. Edenbaum, Joshua D. Greene, and Daniel L. Schacter. The language of creativity: Evidence from humans and large language models. *The Journal of Creative Behavior*, 58(1):128–136, 2024. doi: 10.1002/jocb.636.
- Matthew J. Page, Joanne E. McKenzie, Patrick M. Bossuyt, Isabelle Boutron, Tammy C. Hoffmann, Cynthia D. Mulrow, Larissa Shamseer, Jennifer M. Tetzlaff, Elie A. Akl, Sue E. Brennan, Roger Chou, Julie Glanville, Jeremy M. Grimshaw, Asbjørn Hróbjartsson, Manoj M. Lalu, Tianjing Li, Elizabeth W. Loder, Evan Mayo-Wilson, Steve McDonald, Luke A. McGuinness, Lesley A. Stewart, James Thomas, Andrea C. Tricco, Vivian A. Welch, Penny Whiting, and David Moher. The PRISMA 2020 statement: An updated guideline for reporting systematic reviews. *BMJ*, 372:n71, 2021. doi: 10.1136/bmj.n71.
- Arjun Panickssery, Samuel R. Bowman, and Shi Feng. LLM evaluators recognize and favor their own generations. In *Advances in Neural Information Processing Systems 37*, pages 68772–68802, 2024. doi: 10.52202/079017-2197. URL https://papers.nips.cc/paper_files/paper/2024/hash/7f1f0218e45f5414c79c0679633e47bc-Abstract-Conference.html.

- John D. Patterson, Jimmy Pronchick, Ruchi Panchanadikar, Mark Fuge, Janet G. van Hell, Scarlett R. Miller, Dan R. Johnson, and Roger E. Beaty. CAP: The creativity assessment platform for online testing and automated scoring. *Behavior Research Methods*, 57(9):264, 2025. doi: 10.3758/s13428-025-02761-9.
- Max Peeperkorn, Tom Kouwenhoven, Dan Brown, and Anna Jordanous. Is temperature the creativity parameter of large language models? In Kazjon Grace, Maria Teresa Llano, Pedro Martins, and Maria M. Hedblom, editors, *Proceedings of the 15th International Conference on Computational Creativity*, pages 226–235, Jönköping, Sweden, 2024. Association for Computational Creativity. URL https://computationalcreativity.net/iccc24/papers/ICCC24_paper_70.pdf.
- Jonathan A. Plucker. Generalization of creativity across domains: Examination of the method effect hypothesis. *The Journal of Creative Behavior*, 38(1):1–12, 2004. doi: 10.1002/j.2162-6057.2004.tb01228.x.
- Felipe Maia Polo, Lucas Weber, Leshem Choshen, Yuekai Sun, Gongjun Xu, and Mikhail Yurochkin. tinyBenchmarks: Evaluating LLMs with fewer examples. In *Proceedings of the 41st International Conference on Machine Learning*, volume 235 of *Proceedings of Machine Learning Research*, pages 34303–34326. PMLR, 2024. URL <https://proceedings.mlr.press/v235/polo24a.html>.
- Kai Ruan, Xuan Wang, Jixiang Hong, Peng Wang, Yang Liu, and Hao Sun. Evaluating LLMs’ divergent thinking capabilities for scientific idea generation with minimal context. *Nature Communications*, 17(1):3625, 2026. doi: 10.1038/s41467-026-70245-1. URL <https://www.nature.com/articles/s41467-026-70245-1>.
- Mark A. Runco and Garrett J. Jaeger. The standard definition of creativity. *Creativity Research Journal*, 24(1):92–96, 2012. doi: 10.1080/10400419.2012.650092.
- Sameh Said-Metwaly, Belén Fernández-Castilla, Eva Kyndt, and Wim Van den Noortgate. Testing conditions and creative performance: Meta-analyses of the impact of time limits and instructions. *Psychology of Aesthetics, Creativity, and the Arts*, 14(1):15–38, 2020. doi: 10.1037/aca0000244.
- Samuel Schapiro, Jonah Black, and Lav R. Varshney. Transformational creativity in science: A graphical theory. In Hugo Gonçalo Oliveira, Brad Spendlove, Pablo Gervás, and Dan Ventura, editors, *Proceedings of the 16th International Conference on Computational Creativity*, pages 258–263, Campinas, Brazil, 2025. Association for Computational Creativity. URL <https://computationalcreativity.net/iccc25/papers/iccc25-schapiro2025transformational.pdf>.
- Claire Stevenson, Matthijs Baas, and Han L. J. van der Maas. A minimal theory of creative ability. *Journal of Intelligence*, 9(1):9, 2021. doi: 10.3390/jintelligence9010009.
- Claire Stevenson, Iris Smal, Matthijs Baas, Raoul Grasman, and Han van der Maas. Putting GPT-3’s creativity to the (alternative uses) test. In *Proceedings of the 13th International Conference on Computational Creativity (ICCC’22)*, pages 164–168, 2022. URL https://computationalcreativity.net/iccc22/wp-content/uploads/2022/08/ICCC22_proceedings.pdf.
- Jiayi Ye, Yanbo Wang, Yue Huang, Dongping Chen, Qihui Zhang, Nuno Moniz, Tian Gao, Werner Geyer, Chao Huang, Pin-Yu Chen, Nitesh V. Chawla, and Xiangliang Zhang. Justice or prejudice? quantifying biases in LLM-as-a-judge. In *Proceedings of the 13th International Conference on Learning Representations*, 2025. URL <https://openreview.net/forum?id=3GTtZfiajM>.
- Kuan Lok Zhou, Jiayi Chen, Siddharth Suresh, Reuben Narad, Timothy T. Rogers, Lalit K. Jain, Robert D. Nowak, Bob Mankoff, and Jifan Zhang. Bridging the creativity understanding gap: Small-scale human alignment enables expert-level humor ranking in LLMs. In *Findings of the Association for Computational Linguistics: EMNLP 2025*, pages 16273–16287, 2025. doi: 10.18653/v1/2025.findings-emnlp.884. URL <https://aclanthology.org/2025.findings-emnlp.884/>.

A PRISMA flow diagram

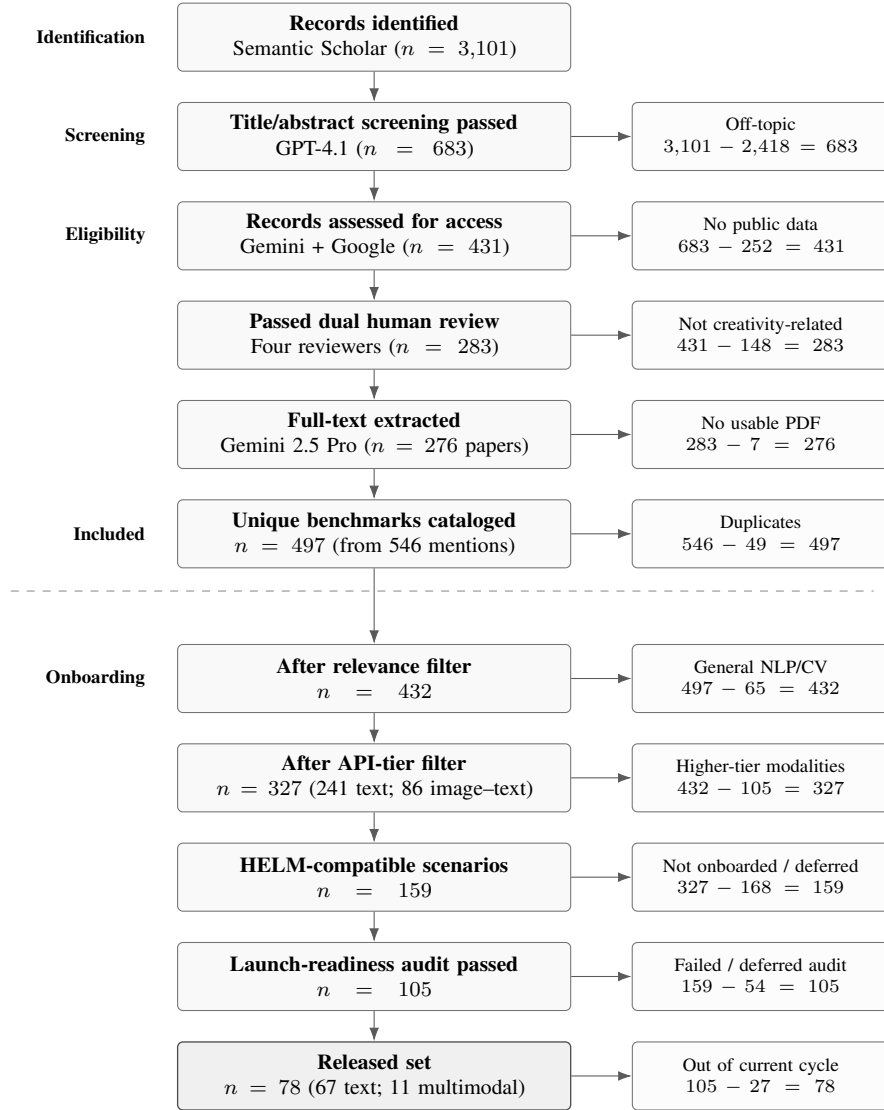


Figure S1: PRISMA-based flow of papers and benchmarks through the meta-benchmark pipeline. Top five tiers follow PRISMA 2020 reporting conventions; the dashed rule separates the systematic review from the benchmark onboarding stage, which filters the cataloged benchmarks to API-runnable text and image-text tiers and converts the released set into runnable evaluation scenarios. Right-hand boxes show the arithmetic for the transition into the corresponding left-hand box.

B Detailed onboarding methodology

This appendix provides the detailed pipeline architecture, failure-mode analysis, and robustness additions that support the summary onboarding description in Section 3.2.

B.1 Agentic pipeline architecture

Manual onboarding of 327 candidate benchmarks (241 text-to-text plus 86 image-to-text) would have been prohibitively slow, so we developed an agentic workflow built on Claude Code. The workflow is

encapsulated in a reusable skill¹ (`benchmark-onboarder`) implemented as a deterministic nine-state machine that walks each candidate from PDF parsing through data loading, semantic validation, prompt and judge extraction, scenario codegen, code review against the paper’s stated metric, and a small-instance pilot run before emit. State transitions are controlled by deterministic code rather than agent decisions, following design principles from recent work on production LLM agents, and LLM reasoning is bounded to specific states with well-defined inputs and outputs. Each onboarding run used `google/gemini-2.0-flash` for structured extraction and `anthropic/claude-sonnet-4` as the review and judge model. The full skill specification, per-state prompts, and transition logic are released in the artifact bundle (`skills/benchmark-onboarder/`).

B.2 Human-in-the-loop verification

Although the agentic workflow automated the bulk of scenario construction, each onboarded benchmark passed through a human review step before acceptance. Four team members were each assigned 60–71 candidate benchmarks (mean 68) and reviewed the agent’s output for prompt fidelity, dataset-schema correctness, and evaluation-function appropriateness. Reviewers verified URLs against the original paper, corrected errors in the scenario file, and either approved the benchmark for inclusion or documented the reason for rejection in a shared tracking file. A `learnings.md` document accumulated cross-team discoveries about common failure modes and was consulted before each onboarding session; entries were added automatically by the agent whenever it encountered a new dataset quirk (e.g., test splits without labels, fields requiring non-standard loading parameters, field-name mismatches between documentation and data).

B.3 Failure modes and mitigations

A review of 155 completed onboarding attempts surfaced four recurring failure patterns at the agent stage (before human review and acceptance), each addressed by a specific validation step in the pipeline. The most common pattern was *hallucinated evaluation logic*, which arose when the source paper did not pin down a scoring function precisely; the `VALIDATE-IMPL` state now compares the agent’s generated metric against the paper’s stated metric before pilot execution, and the agent must cite a source file or paper section for each evaluation function. The second-most-common pattern was *missing LLM-judge configuration*, addressed by requiring judge-field extraction in the `EXTRACT` state. *Prompt hallucination* (the agent paraphrasing rather than extracting prompts) was reduced by prioritizing regex and code-based extraction over LLM paraphrasing and flagging any prompt that could not be traced to a specific source location. Lower-frequency failures (metric-name mismatches between paper and code, semantic drift from the paper’s task, multimodal benchmarks silently downcast to text-only, task-direction inversions) are documented in the released learnings index alongside their corresponding pipeline checks.

C Example prompts by domain

We illustrate AGC-Bench’s source-preserving prompt format with one example per text-only domain. Each prompt is what the model under evaluation actually sees, reproduced verbatim from the source paper’s released materials and re-formatted only for HELM’s instance schema. The full per-benchmark prompt templates are released alongside the harness in the project repository (<https://huggingface.co/agcbench-2026>).

Brainstorming (*sdat*).

```
Please enter 10 words that are as different from each other as possible, in all meanings and uses of the words. Rules: Only single words in English. Only nouns (e.g., things, objects, concepts). No proper nouns (e.g., no specific people or places). No specialised vocabulary (e.g., no technical terms). Think of the words on your own (e.g., do not just look at objects in your surroundings). Make a list of these 10 words, a single word in each entry of the list.
```

¹A Claude Code *skill* is a structured set of instructions, code, and reference materials that directs an agent through a multi-step task.

Problem Solving (*macgyver*).

Your desk drawer has become misaligned and difficult to open. However, the desk is made of metal. Tools available include a bottle of water, a keyring, a pair of pajamas, a hand towel, a coaster, a bottle opener, a shoebox, a pair of scissors, a coffee mug, a makeup compact, a paint roller, an ice cube tray. How do you realign the drawer and open it without damaging its contents?

Give a valid (feasible and efficient) solution very concisely. Use step1, step2, etc, and mention the tools to achieve each step. Use as few steps as possible and the answer should ideally be less than 100 words....

STEM (*futuregen*).

You are an AI trained to analyze scientific research and suggest future directions based on the content of a paper. Below, you will find sections from a scientific article including the 'Abstract', 'Introduction', and 'Conclusion'. Based on these details, please generate comprehensive and plausible future work suggestions that could extend the research findings, address limitations, and propose new avenues for exploration.

{abstract / introduction / conclusion of the paper}...

Story / Narrative (*eqbench_creative_writing_v3*).

Darkroom Revelations

Write a first-person narrative from the perspective of Dani, a 25-year-old assertive art student known for her bold style and take-charge attitude in relationships. For the past semester, she's been quietly fascinated by Elliot...Set during one of these intimate darkroom sessions where the red light creates a confessional atmosphere. Explore Dani's complex attraction...The narrative should capture the tender awkwardness of their conversations...

Figurative Language (*metaphor_generation*). The scenario passes the literal sentence directly to the model under the HELM completion template, with no instruction wrapper:

I wrestled with this decision for years

Humor (*showerthoughts*).

Please generate one Showerthought, which is inspired by the Reddit community r/Showerthoughts. Try to be clever, creative, and funny. The Showerthought should be relatable and connected to things that people might encounter during mundane tasks. Return only the Showerthought text as one concise standalone statement.

Showerthought:

D Per-dataset domain assignments

Each benchmark maps to one of the six domains in the creativity taxonomy (Section 3.3). The assignments come from a three-model LLM panel (Gemini 3 Flash, Grok-4.1-Fast, GPT-4.1-mini) prompting on the benchmark's title, task description, example prompts, scoring method, and source-paper abstract, with disagreements resolved by majority vote and edge cases adjudicated by the lead authors. Mean pairwise Cohen's $\kappa \approx 0.85$ across the three LLM raters (Fleiss' $\kappa \approx 0.85$ on the released $n = 75$ taxonomy panel) supports the domain assignment. Per-dataset domain assignments, scoring protocol, source paper, license, canonical metric, and item-level statistics are released as machine-readable CSV.

E Canonical scoring-metric heterogeneity

Across the 78 onboarded benchmarks, primary scoring metrics fall into three families (Table S1). The majority are formula-based (exact-match, F1, ROUGE, BLEU, validity-vote counts, parse rates, and similar source-paper-canonical formula metrics), a substantial minority use expert-rubric LLM-judge ratings (Likert scales, typically 1–5 or 1–6, with a smaller subset on wider 0–100 or 10–50 scales), and a small number use embedding- or model-based semantic-distance metrics (sentence-BERT, DSI, contextual entailment).

Table S1: Primary canonical metric category per benchmark across the 78 onboarded benchmarks (full per-benchmark mapping released in the artifact bundle as `registry_metrics.yaml`).

Primary metric category	Benchmarks
Formula-based (exact-match, F1, ROUGE, BLEU, vote counts, parse rates)	58
LLM-as-judge (Likert / wide-range rubric ratings)	19
Model-based semantic-distance (sentence-BERT, DSI, entailment)	1

F Models

The 83 models we evaluated span 22 providers and cover proprietary, open-weight, and reasoning-focused variants released between 2024 and 2026. Table S2 reports the top 30 models ranked by AGC-Bench composite. The full per-model roster (including provider, version string, parameter count where publicly documented, access method, reasoning-mode support, datasets covered, mean and median z , and rank) is released as machine-readable CSV.

Additional model providers (ai21, allenai, arcee-ai, deepcogito, ibm-granite, minimax, morph, nex-agi, nousresearch, tencent) each contribute one to four models. The released roster CSV documents per-provider model counts for them alongside nvidia, meta-llama, amazon, baidu, mistralai, deepseek, moonshotai, qwen, google, z-ai, openai, and anthropic.

G Data-quality audit details

The audit summarized in Section 3.4 validates that every model produces on-task, non-degenerate output on every dataset.

Judge model and rubric. The audit judge was `x-ai/grok-4.1-fast`, chosen for parser robustness against verbose judge replies. The audit measures *presence and legibility* (binary `on_task` and `garbled` flags) rather than rubric scoring, so reuse of a JRT-panel judge here does not validate the panel’s own Likert verdicts; the cross-family validation pass below (using a non-JRT-panel second judge) addresses that question separately. The judge sampled three random instances per cell, saw the rendered prompt and the full completion, and returned three boolean flags per response: *on-task*, *garbled* (empty, refusal, gibberish, or cut off before producing meaningful content), and *uninterpretable* (rare). The cell-level composite is `valid_response = ¬garbled ∧ on_task`. Multimodal cells were re-rated by the same judge under a vision-aware pass with the input image attached.

Coverage. The audit covered 6,635 text-only model-dataset combinations across the full set of evaluated models (a superset of the 83 used in the main analyses), with zero judge errors. The on-task rate was 95.1% and the invalid rate was 5.5%. We additionally ran a vision-aware pass on the 730 multimodal model-dataset combinations, obtaining 94.4% on-task rate and 6.1% invalid rate.

Validation. A 2,725-cell stratified subsample was re-rated by `deepseek-v4-flash`, drawn from a different model family than the primary audit judge and outside the JRT scoring panel. The binary `valid_response` composites agreed at $\kappa = 0.67$ (substantial agreement on the Landis–Koch scale). Per-instance Likert agreement was not computed for this overlap because the v4 audit pass recorded only the binary validity flags rather than a 1–5 quality score.

Table S2: Top 30 models by JRT-corrected AGC-Bench composite (z -mean across the 67 text-only datasets, re- z 'd within the 83 models we evaluated). n_{ds} is the number of datasets on which the model produced a parseable canonical-metric score within the JRT pipeline. All entries shown are models that scored on at least 65 of 67 datasets.

Rank	Provider	Version	n_{ds}	Mean z	Median z
1	anthropic	claude-opus-4.7	67	+0.804	+0.884
2	openai	gpt-5.4	67	+0.737	+0.931
3	openai	gpt-5.5	67	+0.736	+0.796
4	z-ai	glm-5.1	66	+0.711	+0.697
5	z-ai	glm-5-turbo	66	+0.668	+0.783
6	anthropic	claude-opus-4.6-fast	66	+0.663	+0.822
7	z-ai	glm-5	66	+0.651	+0.700
8	openai	gpt-5.1	66	+0.643	+0.790
9	google	gemma-4-31b-it	67	+0.642	+0.670
10	moonshotai	kimi-k2.5	67	+0.635	+0.730
11	moonshotai	kimi-k2-0905	66	+0.612	+0.655
12	z-ai	glm-4.7	66	+0.595	+0.643
13	anthropic	claude-opus-4.5	67	+0.585	+0.772
14	anthropic	claude-opus-4.6	65	+0.579	+0.837
15	google	gemma-4-26b-a4b-it	67	+0.539	+0.610
16	google	gemini-2.5-flash	66	+0.508	+0.542
17	moonshotai	kimi-k2.6	67	+0.490	+0.618
18	anthropic	claude-sonnet-4.5	67	+0.489	+0.767
19	anthropic	claude-sonnet-4.6	67	+0.480	+0.707
20	deepseek	deepseek-v3.2-exp	66	+0.465	+0.589
21	openai	gpt-5.4-mini	66	+0.448	+0.525
22	deepseek	deepseek-v3.1-terminus	66	+0.444	+0.581
23	openai	gpt-4.1	66	+0.432	+0.414
24	deepseek	deepseek-v3.2	66	+0.420	+0.491
25	qwen	qwen3.5-flash-02-23	67	+0.388	+0.363
26	qwen	qwen3-next-80b-a3b-instruct	66	+0.382	+0.382
27	anthropic	claude-sonnet-4	66	+0.381	+0.603
28	baidu	ernie-4.5-300b-a47b	66	+0.379	+0.321
29	mistralai	mistral-medium-3.1	67	+0.357	+0.399
30	deepseek	deepseek-chat-v3.1	66	+0.325	+0.407

Truncation patches. Frontier 2026 models produce verbose outputs that exceeded the original source-paper token budgets on some open-ended generation datasets. We detected truncation by comparing generation length to the configured `max_tokens` and re-ran 16 datasets at raised token caps (typically 4,096 \rightarrow 8,192). `critics_story` still exceeded budget at the higher cap and was excluded. `fann_or_flop` was retained despite verbose-tail truncation, with the per-dataset truncation rate documented as a caveat (Section 3.2).

Pre-release data-quality sweep and cascade impact. A pre-release sweep cross-referenced the on-task audit above with heuristic flags on the raw `scenario_state` files (empty output, refusal, repetitive sequence collapse). 32 cells flagged by both signals were masked at the score level (`dq_masked` in the released long table) rather than scored as failed attempts. Cascade-impact analysis confirmed the c -factor (eigenvalue 4.89, $\alpha = 0.96$, 81.5% variance) and the intelligence convergent-validity correlations (LSA, GPQA-Diamond, AA Intelligence Index) are unchanged to two decimals under the mask versus an unmasked run, so the mask removes degenerate cells without altering substantive findings. Per-cell flags and the cascade-impact log are released in the artifact bundle (`audit/dq_sweep/`).

H Judge calibration: GRM specification, audit, and AGC-Judge details

This appendix specifies the planned-missing 2-of-3 design (PM1-50), the Bayesian Graded Response Model used to fit per-judge severity and per-unit ability, the parser audit that recovered silent-zero contamination from earlier annotators, the per-benchmark inter-judge agreement table, and the AGC-Judge fine-tuning details summarized in Section 3.5.

H.1 Planned-missing 2-of-3 design and parser audit

Each of the 92,080 (benchmark, model, item) units in the 24 LLM-judge canonical-metric cells was rated by two of three vendor judges (google/gemini-3-flash-preview, x-ai/grok-4.1-fast, openai/gpt-4.1-mini) under a planned-missing 2-of-3 design, with each unit assigned one of three judge pairs (seed 42). The design targets 184,160 (rater \times unit) cells; 182,924 produced a non-sentinel rating (99.3% completion) and the residual missing observations are masked at the unit level in the joint-rater fit. A data-integrity patch resolved a pre-existing first-integer parser in 23 of 35 LLM-judge annotators that returned silent zeros on parse failures and grabbed stray integers from verbose judge replies. The patched parser prefers labeled patterns (“Score: N ”), falls back to last-integer-in-range, and emits the missing-data sentinel otherwise; it reduced contamination from 0.32% to 0%, with historical out-of-range ratings re-coded as missing for the JRT fit.

H.2 Bayesian Graded Response Model

For each (benchmark, metric) cell with N units and R raters, we fit per-unit ability θ_p , per-rater discrimination α_r , and per-rater ordered thresholds $\beta_{r,k}$ via a Graded Response Model:

$$P(\text{rating}_{r,p} \geq k + 1) = \sigma(\alpha_r(\theta_p - \beta_{r,k})), \quad (1)$$

with $\theta_p \sim \mathcal{N}(0, 1)$, $\log \alpha_r \sim \mathcal{N}(0, 0.3)$, and ordered $\beta_{r,:}$ drawn from $\mathcal{N}(0, 2)$. Inference uses NumPyro stochastic variational inference (AutoNormal guide, Adam at learning rate 0.05, 800 update steps per cell), fit cell-by-cell so per-cell rater identifiers and rubric scales remain isolated. All 24 cells reached converged ELBO; per-judge severity ranges from $\beta = -0.90$ (gpt-4.1-mini) to $\beta = +0.04$ (gemini), with grok-4.1-fast at $\beta = -0.46$. Full pipeline configuration and per-cell fit diagnostics are released in the artifact bundle.

H.3 Per-benchmark inter-judge agreement

Pairwise Spearman ρ on co-rated units spans 0.30 (showerthoughts) to 0.88 (eqbench_creative_writing_v3); agreement is highest for benchmarks with concrete rubrics and lowest for short, subjective tasks. The pattern is rater-invariant (all three judge pairs track together across benchmarks), so low agreement reflects task ambiguity rather than a single outlier judge. The full per-(benchmark, judge-pair) table is released as machine-readable CSV in the artifact bundle.

H.4 Drift of validation correlations under JRT correction

The JRT correction recalibrates per-unit ability θ without destroying the rank signal raw means already carry. Per-unit raw and JRT-corrected scores correlate at $\rho = 0.97$, and the composite leaderboard recomputed against JRT-corrected supervision agrees with the single-judge leaderboard at Spearman $\rho = 0.95$. The c-factor itself is preserved (eigenvalue 4.89, $\alpha = 0.96$, loadings +0.87 to +0.94 across the six domains), and convergent validity against intelligence indicators tightens slightly under the corrected supervision (LSA Pearson $r = +0.51 \rightarrow +0.53$; AA Intelligence Index Spearman $\rho = +0.67 \rightarrow +0.69$, with all five AA indicators moving in the same direction). The correction therefore removes the per-judge severity offsets reported in Section 3.5 without destabilizing the substantive findings.

H.5 AGC-Judge training details

Theta-to-integer SFT target. The GRM produces a continuous latent ability θ_p on the standard normal scale, but AGC-Judge fine-tuning targets the integer rubric range each source paper uses (1–5, 10–50, 0–100, etc.). For each unit the training target is recovered by inverting the GRM at the per-rater severity thresholds: the integer score $k \in \{1, \dots, K\}$ chosen is the one for which the GRM’s cumulative probability $P(\text{rating}_{r,p} \geq k)$ crosses 0.5 under the calibrated $(\alpha_r, \beta_{r,k})$ for the rater whose severity is closest to zero (the cohort-canonical reference rater), then rounded to the nearest integer in the rubric range. The resulting target is on the source paper’s native scale and is what AGC-Judge predicts directly.

Training data was filtered to drop the 4.5% of rows whose total chat-template length exceeded 7,500 approximate tokens (characters / 4), to fit within the Together fine-tune harness’s 8,192-token

sequence budget while leaving headroom for tokenizer drift. The filter dropped 2,298 of 50,597 training rows and 345 of 7,228 validation rows. Token outliers concentrated in benchmarks with long instruction text (Arabic-language story benchmarks, multi-turn dialogue benchmarks) and contribute negligible learning signal at high cost in compute. The held-out test, held-out-models, and held-out-benchmarks splits retain outliers to evaluate generalization across the full input distribution. Other hyperparameters: LoRA $r = 16$, $\alpha = 32$, learning rate $1e-4$, 1 epoch, AdamW with default Together SFT settings (`train_on_inputs = "auto"`, masking system and user tokens during loss computation). The fine-tune ran in 20 minutes on $2 \times$ H100-80GB SXM at a one-time cost of \$211. The released held-out evaluation reports parse-failure rates and per-bench correlations on the full splits (test $N = 14,457$, held-out-models $N = 10,966$, held-out-benchmarks $N = 8,803$), with the full held-out-bench scatter (pooled $\rho = 0.83$) released in the artifact bundle. AGC-Judge is trained exclusively on LLM-produced responses with frontier-LLM ratings; for cross-source (human vs. LLM) scoring on AGC-Human cells, we use a fairness-aware inference prompt that discloses the LLM self-preference bias documented in prior judge work [Panickssery et al., 2024, Ye et al., 2025], instructs the judge to focus on the underlying idea rather than stylistic register, and labels the response source before scoring (an instance of the prompt-based debiasing strategies validated by Liu et al., 2025 and Jang and Silavong, 2025). The prompt template, validation results, and a counterfactual style-flip experiment are documented in Appendix L.

H.6 External validation on the Orwig creative writing data

As an out-of-distribution check that does not appear in any AGC-Bench training or evaluation split, we ran AGC-Judge on the Orwig short-story corpus [Orwig et al., 2024]: 718 stories on six 3-word cue triplets, with conditions split as human ($n = 300$), GPT-3 ($n = 298$), and GPT-4 ($n = 120$). Each story carries a human-rater creativity rating averaged across multiple raters, an existing GPT-judge creativity rating from the original Orwig pipeline, a divergent-semantic-integration (DSI) score, word count, and a perceptual-details measure. Critically for the source-bias question, the Orwig human raters do not show a strong source preference (humans 2.93 vs. GPT-4 2.94 mean creativity), so the data offer a fairer test of AGC-Judge alignment with humans than corpora in which raters strongly favored one source.

AGC-Judge under the human-source-attribution prompt (Section 3.5) recovered Spearman $\rho = +0.65$ against the human creativity gold and $\rho = +0.80$ against the existing LLM-judge gold ($n = 718$). The two correlations were computed on the same data with the shared variable AGC-Judge, so we tested their difference with Williams’ modification of Hotelling’s t -test for dependent correlations: $t = -9.42$, $p < 0.0001$ on Pearson, $t = -7.98$, $p < 0.0001$ on Spearman. AGC-Judge is significantly more aligned with the LLM-judge gold than with the human gold. Two pieces of context matter for interpreting that difference. First, AGC-Judge’s correlation with human creativity ($\rho = +0.65$) is essentially identical to the original GPT-judge’s correlation with humans on the same data ($\rho = +0.66$): AGC-Judge predicts human ratings about as well as a frontier GPT judge does, while also tracking the LLM-judge construct more tightly. Second, the source-preference gap on AGC-Judge (GPT-4 vs. human mean) is $+0.51$ on the 1–5 scale, compared with $+0.83$ for the original GPT-judge and $+0.01$ for human raters (Table S3). AGC-Judge inherits some of the LLM-stylistic preference of its supervision but at roughly 60% of the original LLM-judge magnitude.

Table S3: Per-condition mean creativity rating on the Orwig 718-story corpus, scored by AGC-Judge (this work, JRT-corrected supervision), human raters (Orwig original), and the GPT-judge in the original Orwig pipeline. Source-preference gap is the GPT-4 vs. human-condition mean. Smaller gap is better for source neutrality.

Condition	n	AGC-Judge	Human raters	GPT-judge
human	300	2.47	2.93	3.09
GPT-3	298	2.38	2.85	2.95
GPT-4	120	2.98	2.94	3.92
GPT-4 – human gap	—	+0.51	+0.01	+0.83

Within-condition correlations decompose the alignment further. On human-written stories, AGC-Judge is equally aligned with human and LLM-judge gold (both $\rho \approx +0.74$). On LLM-written stories, AGC-Judge tracks the LLM-judge much more tightly than the human raters (GPT-4 stories:

$\rho = +0.86$ vs. $\rho = +0.65$). We treat the Orwig result as evidence that AGC-Judge generalizes its scoring construct beyond the AGC-Bench training distribution while inheriting a moderate, characterizable LLM-stylistic preference from its supervision.

I Intelligence assessments, human-data convergent validity, and intervention designs

This appendix details the four external designs summarized in Section 3.4: a targeted fluid-reasoning indicator (letter-string analogies), an external convergent-validity test on human-rated creativity (MuCE), a be-creative versus be-effective prompt manipulation, and a reasoning on/off intervention.

Letter-string analogies as a targeted G_f indicator. The human creativity literature situates creative ability primarily against *fluid* intelligence (G_f), the component most directly implicated in creative idea generation [McGrew, 2005, Gerwig et al., 2021, Stevenson et al., 2021]. Standard LLM intelligence batteries (GPQA, HLE, LiveCodeBench, SciCode, and the Artificial Analysis composite) blend G_f with substantial crystallized (G_c) and quantitative-knowledge (G_q) content, making them poorly suited as a clean creativity- G_f test. We therefore use the Lewis–Mitchell counterfactual letter-string analogy task [Lewis and Mitchell, 2025] as our primary G_f indicator: a Hofstadter-style rule-abstraction probe whose alphabets are permuted to block surface-pattern shortcuts. We administer 500 items spanning the task’s transformation types, with reasoning off and temperature zero. As a robustness check, we also evaluate the cohort on each component of the AA battery (GPQA, HLE, LiveCodeBench, SciCode, and the AA composite); the AA-battery comparison appears in Appendix K.

Convergent validity on independent human creativity ratings (MuCE). To test whether AGC-Bench tracks creativity in a way that generalizes beyond our scoring pipeline, we predict human creativity ratings on the Multitask Creativity Evaluation (MuCE) benchmark [Ismayilzada et al., 2025], an independent collection of human-rated creative responses spanning more than 30 source studies. We build a balanced 1,862-item subset across 25 source studies and 6 task families that do not overlap with the paired-human CAP subset (Real-Life Creative Problem Solving, Consequences, Malevolent Problems, Question Asking, Essays, Poems). For each model, we ask it to rate every response on the 10–50 integer scale that MuCE uses, with a prompt invoking the same three-criterion creativity definition (novel, high-quality, surprising) and conditioned per item on the human-rater target dimension (originality vs. creativity). For each model we compute the Pearson correlation between its predicted ratings and the human ratings across the 1,862-item subset, and the key question is whether the AGC-Bench composite predicts a model’s agreement with humans across the cohort.

Be-creative versus be-effective intervention. A be-creative prompt manipulation, robustly known in the human creativity literature to increase originality and diversity on divergent-thinking tasks (meta-analyses by Acar et al. [2020] and Said-Metwaly et al. [2020]), was applied to 18 frontier-cohort models on the five CAP tasks (AUT, Design, SCTT, Story, Metaphor—see Section 3.6) with three repetitions per cell. Each model was prompted twice for every item, once with a be-creative instruction and once with a be-effective instruction. Composite shifts are reported using a within-model paired-difference effect size (d_z) on the CrPO composite, with and without length-residualization to control for the verbosity confound.

Reasoning on/off intervention. A second intervention toggled provider-supported thinking-mode prompts on a matched-pairs subset of 10 reasoning-capable frontier systems (deepseek-v3.1-terminus, deepseek-v3.2, gemini-2.5-flash, gemini-3.1-flash-lite-preview, gpt-5.4-mini, qwen3-30b-a3b, grok-4.20, glm-4.5-air, glm-5-turbo, glm-5.1). Anthropic Claude variants are excluded because the OpenRouter reasoning-disable flag was not reliably honoured at the time of the run. Composite shifts and per-sub-metric (diversity, DSI; surprise was dropped from the canonical CrPO panel after the alignment-LM bias diagnostic in Section 3.6) shifts are reported as within-model paired-difference effect sizes (d_z) to characterize whether reasoning produces uniform gains or splits across sub-metrics.

J C-factor robustness

The c-factor reported in Section 4.3 is a 1-factor extraction on the 83×6 per-(model, domain) composite matrix (eigenvalue 4.89, $\alpha = 0.96$, 81.5% variance, parallel-analysis $p_{95} = 1.53$ on 1,000 random matrices). Variance percentages throughout this appendix follow the eigenvalue-divided-by-domain-count convention used in the body. We tested three threats to the result: capability confounding (whether c is a re-parameterization of general capability), scoring-class artifact (whether c reflects one scoring family rather than creative ability), and composition sensitivity (whether the structure depends on the specific set of 83 models). All checks recompute on the released data and are reproduced in `reproduce_appendix.sh`.

Capability control. Counterfactual letter-string analogy accuracy (Appendix I) was regressed out of each domain composite and a 1-factor extraction was performed on the residuals. Result: eigenvalue 4.61, $\alpha = 0.94$, 76.8% variance ($n = 82$; one model lacks LSA coverage). The factor is preserved after partialling out fluid reasoning, indicating that c is not a re-parameterization of G_f .

Scoring-class invariance. We split the benchmarks by primary canonical metric type and re-extracted a 1-factor solution on the per-(model, domain) composite restricted to each scoring class. The formula-based subset (40 datasets, five domains) yielded eigenvalue 3.68, $\alpha = 0.91$, 73.6% variance. The LLM-judge subset (23 datasets, five domains) yielded eigenvalue 4.28, $\alpha = 0.96$, 85.5% variance. The model-based subset reduces to a single dataset and is omitted. The two scoring classes that recover meaningful subsets each emerge as unidimensional, indicating that c is not an artifact of any single scoring family.

Composition sensitivity. Two checks probe the c-factor’s dependence on the specific composition. (a) *Dropping a domain.* Story / Narrative is the largest domain at 20 datasets. We re-ran the factor analysis on the remaining five domains and recovered a similar structure: eigenvalue 4.07, $\alpha = 0.94$, 81.4% variance. Each remaining domain’s variance share barely moves, indicating that the c-factor is not disproportionately driven by Story / Narrative. (b) *Subsampling models.* We bootstrap-sampled the 83 models to $k = 60$ across 500 draws (seed 42) and re-extracted the factor each time. Eigenvalue, α , and variance all stay tight: eigenvalue 4.92 (95% CI [4.74, 5.05]), $\alpha = 0.96$ [0.95, 0.96], variance 82.0% [79.0, 84.2]. The factor is stable under both perturbations.

The c-factor structure is preserved across all of the above robustness checks.

K Artificial Analysis intelligence battery: robustness check

The Artificial Analysis (AA) intelligence battery aggregates public benchmarks across knowledge, reasoning, coding, and agentic tasks. We report it here as a secondary check on the relationship between AGC-Bench and general capability. Our discriminant-validity analysis uses the pure- G_f letter-string analogy task instead (Appendix I) because the AA battery blends fluid reasoning with substantial G_q and G_c content, has saturated in the top tail, and covers only a subset of the cohort.

Table S4 reports per-indicator Spearman and Pearson correlations between the JRT-corrected AGC-Bench composite and each AA indicator, restricted to the 83 models we evaluated (intersected with AA coverage per indicator). Correlations range from $\rho = +0.53$ (AA Math Index) to $\rho = +0.85$ (MMMU-Pro), with the AA composite Intelligence Index at $\rho = +0.77$. The pattern is broadly consistent with the LSA result ($r = +0.53$, Section 4.4) at the lower bound. Coding and visual-reasoning indicators (Coding Index, MMMU-Pro) sit at the high end while pure-math indicators (Math Index, AIME) sit at the lower end, suggesting that creative performance tracks coding, reasoning, and multimodal knowledge more closely than narrow mathematical-competition content. The JRT-corrected composite strengthens every correlation by $\Delta\rho \in [+0.04, +0.13]$ relative to the raw single-judge composite.

Parameter-count correlation on the open-weight subset. Parameter counts are not disclosed for the proprietary frontier (41 of 83 models), so a size-vs-creativity analysis is feasible only on the open-weight subset. Across the 42 open-weight models with documented parameter counts, total parameters correlate with the JRT-corrected AGC-Bench composite at Spearman $\rho = +0.69$ ($p < 10^{-6}$, Pearson $r = +0.66$ on \log_{10} total parameters, Figure S2). The relationship weakens substantially under

Table S4: Correlations between the JRT-corrected AGC-Bench composite (Section 3.5) and indicators on the Artificial Analysis intelligence battery (AA snapshot 2026-04), on the 83 models we evaluated, intersected with AA coverage per indicator. n varies because not every model has AA coverage on every indicator.

AA indicator	n	ρ	r
AA Intelligence Index (composite)	74	+0.769	+0.669
GPQA-Diamond	75	+0.760	+0.651
Humanity’s Last Exam	75	+0.637	+0.577
LiveCodeBench (AA)	57	+0.536	+0.440
SciCode	75	+0.756	+0.673
AA Coding Index (composite)	69	+0.775	+0.675
AA Agentic Index (composite)	67	+0.745	+0.662
MMLU-Pro	57	+0.620	+0.526
AA Math Index (composite)	53	+0.528	+0.406
MATH-500	33	+0.597	+0.567
MMMU-Pro	35	+0.854	+0.776
τ^2 -Bench	70	+0.695	+0.594
IFBench	72	+0.667	+0.526
CritPT	68	+0.674	+0.422

active-parameter accounting ($\rho = +0.37$, $p = 0.015$): mixture-of-experts architectures reach the upper tier on total-parameter ranking but trail their dense counterparts when scoring is normalized by active compute. Within the dense-only sub-cohort ($n = 22$) the correlation is $\rho = +0.54$ ($p = 0.009$); within the MoE-only sub-cohort ($n = 20$) total params yield $\rho = +0.33$ ($p = 0.16$, n.s.) and active params yield $\rho = +0.18$ ($p = 0.45$, n.s.). Total size therefore predicts creative composite about as well as the AA Intelligence Index ($\rho = +0.77$), with active-parameter scaling offering a meaningfully weaker signal. Per-model parameter assignments and architectural classification are released as machine-readable CSV in the artifact bundle (`model_size_correlation.csv`).

L AGC-Human rank dissociations and convergent validity with AGC-Judge

AGC-Human and the broader AGC-Bench composite ask the same question with different instruments: one applies the CrPO panel to five paired-human CAP tasks, the other aggregates source-paper canonical metrics across 67 datasets. Across the 80 LLMs with coverage on both, the two rankings agree at Spearman $\rho = +0.56$ ($p < 10^{-7}$). The top human reaches a composite of +0.65 and the top LLM (`moonshotai/kimi-k2-0905`) reaches +0.53, with the human ahead by 0.12 z on the canonical two-component panel (Figure S3). The within-instrument α gap (LLM 0.64 vs. human 0.42, $p = 0.028$) speaks to the domain-generalty of LLM creativity rather than to human upper-tail dominance per se: the human-to-LLM share among the top 30 entities tracks the underlying base rate (201 humans of 281 total = 71.5%), so a count of human-led top ranks adds little beyond the top-of-leaderboard separation reported above. The CAP subset privileges high-novelty ideational generation, which diverges from the broader competence captured by the full AGC-Bench cohort.

Per-model rank dissociations. AGC-Bench-vs-AGC-Human rank shifts on the joint-coverage subcohort ($n = 80$ LLMs scored on both instruments; ranks recomputed within the intersection) highlight which models the divergent-generation panel rewards or penalizes. Largest risers: `mistralai/ministral-8b-2512` (#69 \rightarrow #3, +66 positions), `z-ai/glm-4.5v` (#76 \rightarrow #19), and `qwen/qwen3-14b` (#80 \rightarrow #38). Largest fallers: `google/gemini-2.5-flash` (#14 \rightarrow #80), `moonshotai/kimi-k2.5` (#18 \rightarrow #75), and `openai/gpt-4o` (#22 \rightarrow #59). The pattern is consistent with the broader cross-instrument correlation ($\rho = 0.56$, JRT-corrected): agreement is strong on average but heterogeneous at the model level, with frontier-tier conversational models tending to underperform on the human-judged composite relative to their AGC-Bench position and several open-weight mid-tier models outperforming their AGC-Bench rank. Three AGC-Bench-side models (`minimax/minimax-m2-her`, `morph/morph-v3-fast`,

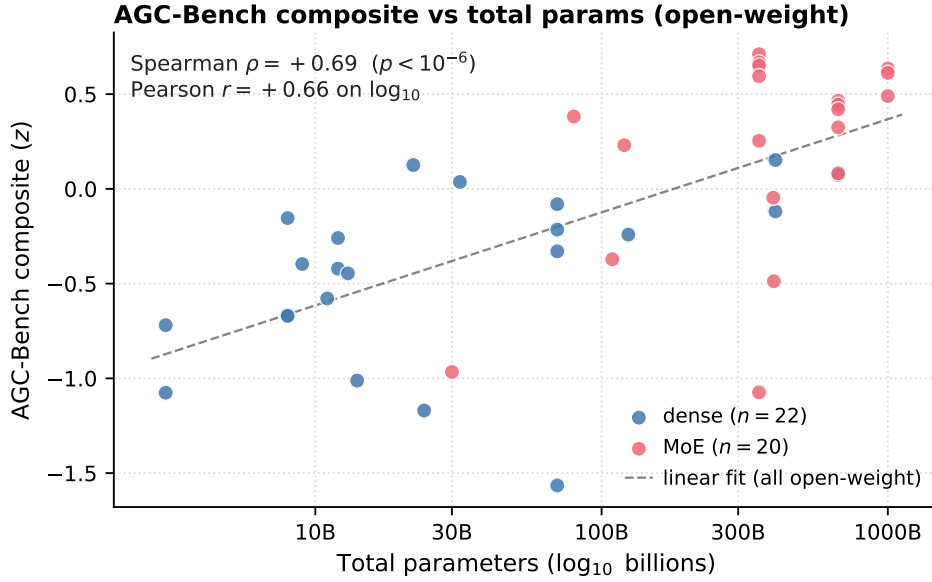


Figure S2: AGC-Bench composite vs total model parameters on the 42 open-weight models with documented parameter counts. Each point is one model, color-coded by architecture (dense vs. MoE). Closed-frontier models are excluded because providers do not disclose parameter counts. Spearman $\rho = +0.69$ ($p < 10^{-6}$), Pearson $r = +0.66$ on \log_{10} total parameters; the same relationship under active-parameter accounting weakens to $\rho = +0.37$, indicating that MoE total size reaches the upper tier without delivering matched creative ability per active parameter.

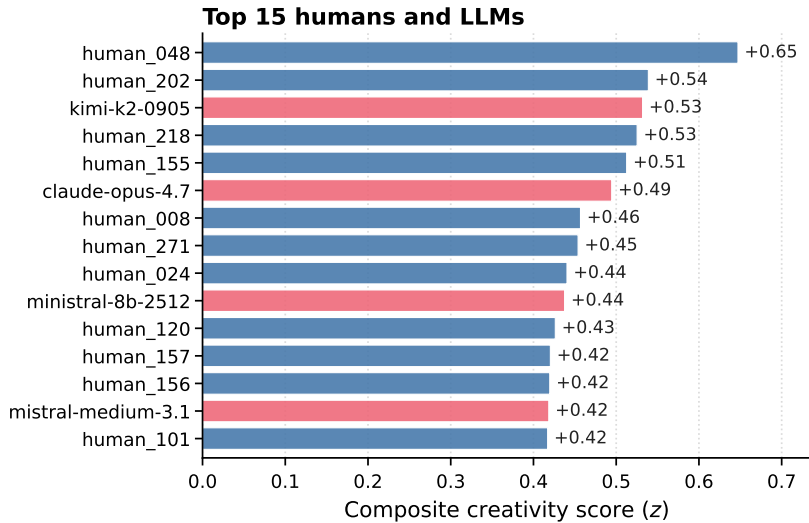


Figure S3: Top 15 humans and LLMs by composite creativity score (CrPO panel, length-residualized z), drawn from 201 humans and 80 LLMs in the paired-task cohort. The top human (human_048) leads the top LLM (moonshotai/kimi-k2-0905) by 0.12 z (+0.65 vs. +0.53).

nvidia/nemotron-3-nano-30b-a3b) lack v5-2c coverage and are excluded from this comparison.

Convergent validity with AGC-Judge. To externally validate the AGC-Human composite, we re-scored every cell with the open-weight AGC-Judge (Section 3.5). For each (entity, task, prompt)

we sent the response to AGC-Judge with a task-specific creativity rubric (10–50 scale: “A creative response is novel and effective”). We ran two prompt variants on the same 7,647 cells:

- *Standard*: the canonical scoring template used at training time (rubric, prompt, response, request a single integer).
- *Fairness-aware*: a counter-bias prompt that discloses the LLM-self-preference bias documented in prior judge work [Panickssery et al., 2024, Ye et al., 2025], instructs the judge to focus on the underlying idea rather than stylistic register, and discloses the source (human study participant vs. AI language model) before scoring.

The standard prompt reproduces a strong LLM-favoring effect: LLMs averaged 33.5/50 vs. humans 22.1/50 (gap +11.4, roughly 1.4 SD). This is the expected direction and magnitude given that AGC-Judge’s fine-tuning corpus contains exclusively LLM responses paired with frontier-LLM ratings (48,299 rows of JRT-corrected supervision spanning 24 canonical-metric cells; no human responses and no human ratings appear in training). The judge is therefore meeting human-produced creative responses for the first time at evaluation, which makes a debiasing step both expected and methodologically necessary for any cross-group claim that uses the trained judge. The fairness-aware prompt reduces this gap by $\approx 35\%$ to +7.4 (humans 24.1, LLMs 31.5) while preserving cell-level rank ordering against the standard prompt at $r = +0.91$ and slightly improving convergent validity with the formal AGC-Human composite ($\rho = +0.53 \rightarrow +0.60$). This is consistent with prior findings that prompt-based debiasing attenuates self-preference bias without eliminating it [Liu et al., 2025, Jang and Silavong, 2025].

To test whether the residual bias acts on stylistic register or on content, we ran a counterfactual style-flip experiment on a sample of 50 cells (5 humans + 5 LLMs per task at the anchor prompt). For each cell we generated a paraphrase that preserved every idea verbatim while shifting register — humans rewritten in polished LLM-style, LLMs rewritten in casual human-style — via Grok-4.1-fast (following the adversarial paraphrase paradigm of Krishna et al., 2023). We then re-scored the transformed cell with the standard prompt. Mean score deltas were near zero in both directions ($\Delta_{\text{polish}} = +0.40$, $d = 0.29$; $\Delta_{\text{humanize}} = +0.52$, $d = 0.15$ on the 10–50 scale), indicating that holding the underlying idea constant and swapping stylistic register barely shifts AGC-Judge. The cross-group bias under the standard prompt is therefore consistent with content-level differences in what humans and LLMs produce rather than purely stylistic-register effects, though the 50-cell probe cannot rule out register entirely. The fairness-aware prompt’s effect appears to operate by changing how the judge weights ideas more than by changing how it reads them. The AGC-Judge fairness-aware composite correlates with the formal AGC-Human composite at $\rho = +0.60$ (LLMs only: $\rho = +0.76$; humans only: $\rho = +0.58$), establishing a second instrument that agrees within group on creative-cell rank ordering while diverging across groups in the manner expected from a frontier judge with residual self-preference.

M AGC-Human qualitative samples

To convey the flavor of top-tier creative responses, we reproduce verbatim responses to the Alternate Uses Task (BRICK) from the two top-ranked humans (human_048, human_218) and the two top-ranked LLMs (moonshotai/kimi-k2-0905, anthropic/claude-opus-4.7) under the v5-2c AGC-Human composite. Responses are unedited.

Alternate Uses Task — prompt: BRICK. human_048: Rustic paperweight; Boho door stop; Visual for class about updating your devices in a timely fashion; Visual when explaining to one’s parents why they cannot activate their HTC hero.

human_218: Clean a pair of bricks and wrap them in fabric, leather, or decorative paper to keep heavy hardcovers upright on a shelf. Use a brick to hand-tamp soil or gravel for a small paver project or a fence post hole. A single brick makes a heat-proof, rustic base for thick pillar candles or incense burners.

moonshotai/kimi-k2-0905: Pocket-sized “dumb-phone” for digital detox vacations—just a brick you talk to and then feel better about real life; official “interruption veto” gavel for Zoom meetings—slam it on the desk to mute everyone instantly; DIY home-planet kit: wrap it in aluminum foil, suspend it from the ceiling, and watch your very own asteroid orbit the living room; instant gravity-

powered alarm clock—place it on a balanced shelf above your bed; when the snooze ends the shelf tilts; reusable dinner plate that guarantees no one asks for leftovers; pet rock’s aggressive cousin—set it in the garden to intimidate actual rocks into growing flowers faster.

anthropic/claude-opus-4.7: Hollow it out and use it as a rustic planter for succulents; freeze it and place it in a cooler as a long-lasting ice block substitute; wrap it in festive paper as a gag gift inside a larger package to confuse recipients; use it as a pitching target in the backyard for baseball practice; grind it into powder to make natural red pigment for paint or chalk; strap one to each foot as makeshift resistance training for leg day.

Two stylistic registers are visible: human responses tend toward idiomatic, casually-grounded phrasing (“HTC hero”), while LLM responses tend toward literary or technical elaboration (“natural red pigment for paint or chalk”). Both registers are legible as upper-tail creative, but on different stylistic axes—consistent with the cross-group production-strategy findings reported in Appendix L. Verbatim responses for the remaining four tasks (SCTT, Design Problems, Short Story, Metaphor Completion) are released in the artifact bundle (`agc_human_qualitative_samples.csv`).