

# Clinician-Level Agreement Without Clinical Caution: LLM Evaluator Limits in Medical AI Benchmarking

William Philipp<sup>1\*</sup>, Finn Fassbender<sup>2</sup>, Thorsten Langer<sup>3</sup>,  
Martje Pauly<sup>4</sup>, Rebecca Herzog<sup>4</sup>, Alexander Baumann<sup>4</sup>,  
Markus Hobert<sup>4</sup>, Theresa Paulus<sup>4</sup>, Ip Chi Wang<sup>5</sup>, Lukas Goede<sup>6</sup>,  
Johanna Reimer<sup>6</sup>, Sebastian Löns<sup>7</sup>, Ronald Böck<sup>8</sup>,  
Sebastian Fudickar<sup>1</sup>

<sup>1\*</sup>Section for Clinical Research-IT, Institute of Medical Biometry and Statistics, University of Luebeck, Luebeck, Germany.

<sup>2</sup>Medical Faculty, University of Tübingen, Tübingen, Germany.

<sup>3</sup>Department of Pediatric and Adolescent Medicine, University of Luebeck / University Hospital Schleswig-Holstein, Luebeck, Germany.

<sup>4</sup>Department of Neurology, University Hospital Schleswig-Holstein, Luebeck, Germany.

<sup>5</sup>Department of Neurology, University Hospital Würzburg, Würzburg, Germany.

<sup>6</sup>Department of Neurology, Charité – Universitätsmedizin Berlin, Berlin, Germany.

<sup>7</sup>Institute of Neurogenetics, University of Luebeck, Luebeck, Germany.

<sup>8</sup>Research Division, Genie Enterprise Deutschland GmbH, Ludwigshafen, Germany.

\*Corresponding author(s). E-mail(s): [w.philipp@uni-luebeck.de](mailto:w.philipp@uni-luebeck.de);

## Abstract

Open-response evaluation provides stronger clinical validity than multiple-choice benchmarks but creates a scoring bottleneck that motivates automated LLM-as-a-Judge approaches. Whether such evaluators replicate clinical calibration and caution, however, remains untested. We introduce MedQADE, the first standardised open-response clinical benchmark for German, a major clinical language

lacking native evaluation infrastructure, comprising 3,800 items annotated by ten practising physicians and nine Large Language Model (LLM) evaluators. The top-performing evaluator model, Gemini 3 Flash, reached alignment consistent with the physician ceiling ( $\kappa = 0.694$  vs.  $\kappa = 0.709$ ), though wide confidence intervals limit interpretation. Despite this statistical alignment, automated evaluators exhibited near-absent clinical metacognition: physicians scaled abstention with item difficulty, while frontier models assigned definitive scores in every case. We additionally quantified systematic lineage-dependent biases, where models preferentially scored architectural siblings, an effect independent of language. These results show that statistical alignment does not ensure clinical caution, and that evaluator independence requires explicit verification.

**Keywords:** clinical AI, LLM-as-a-Judge, medical NLP, evaluation bias, benchmark, clinical metacognition

## 1 Introduction

Clinical natural language processing (NLP) supports a variety of useful medical workflows, including referral-letter triage, patient-journey processing, and artificial intelligence (AI)-assisted screening of clinical referrals [1–3]. These studies suggest that extracting structured signals from routine text can improve prioritisation and care coordination in practice [1, 3]. Large Language Models extend these efforts towards summarisation, generation, and patient-facing communication [4–6], but that broader scope also makes standardised benchmarks essential. Without benchmarks, assessment depends mainly on human expert review, which is expensive, slow, and varies across raters. As LLMs enter clinical documentation and decision support, the lack of evaluation infrastructure prevents systematic auditing of model outputs.

Current medical LLM evaluation is dominated by multiple-choice benchmarks. English resources such as PubMedQA [7], MedMCQA [8], and open-domain clinical question answering (QA) datasets [9] have driven progress in biomedical NLP. Non-English efforts are growing, with benchmarks for Swedish [10], Polish [11], and Chinese medical examinations [12]. For German, GerMedIQ provides a simulated anamnesis dataset for interview-based evaluation [13]. More recently, DeFineMed [14] employed machine-translated versions of MMLU [15] and MedQA [9] to evaluate specialised German medical language models, explicitly noting this reliance on translated data as a limitation due to the lack of publicly available, expert-curated German medical QA datasets.

This gap in German language resources is compounded by a fundamental limitation of multiple-choice examinations: They measure the ability to select a correct answer from provided options, not the capacity to independently retrieve and synthesise clinical knowledge. Cognitive science shows that free recall tests are more sensitive to knowledge depth than recognition tests [16]. This gap appears in human examinees: constructed-response assessments in pathology and pharmacy education better discriminate competence levels than selected-response formats [17, 18]. The same gap appears in LLMs. Model performance drops by 39% when medical questions are

re-framed from multiple-choice to free-response [19], and evaluation based on multiple-choice questions systematically misaligns with the open-ended reasoning tasks LLMs would face in clinical practice [20]. Existing resources may therefore overestimate clinical reasoning by testing recognition rather than generative retrieval. Open-response evaluation closes this gap but introduces a new scoring bottleneck: expert grading of free-text answers does not scale. Physician panels of the size needed for robust model assessment are prohibitively expensive and slow to assemble.

This bottleneck motivates automated alternatives. The LLM-as-a-Judge paradigm offers an alternative, where automated judges achieve robust agreements with expert physicians [21] and, in some cases, a more stable consensus than human raters [22]. However, LLM evaluators may exhibit self-enhancement bias, preferentially scoring their own outputs [23, 24]. Whether these biases persist under clinical evaluation conditions, and how automated judges handle clinical uncertainty, remains unknown.

We present MedQADE, a German open-response clinical benchmark offering the following contributions: (1) a standardised evaluation infrastructure derived from 26,598 single-cloze items of the peer-reviewed Ankizin corpus, with 3,800 stratified items independently annotated by ten practising physicians and nine LLM evaluators; (2) demonstration that the top-performing model, Gemini 3 Flash [25], achieves alignment consistent with the physician ceiling ( $\kappa = 0.694$  vs.  $\kappa = 0.709$ ) under a corrected leave-one-out metric, though wide confidence intervals require tentative interpretation; (3) discovery that automated annotators exhibit near-absent clinical metacognition; (4) quantification of systematic self-enhancement and architectural lineage biases across model families; and (5) public release of the benchmark and annotations to support reproducible German clinical model evaluation.

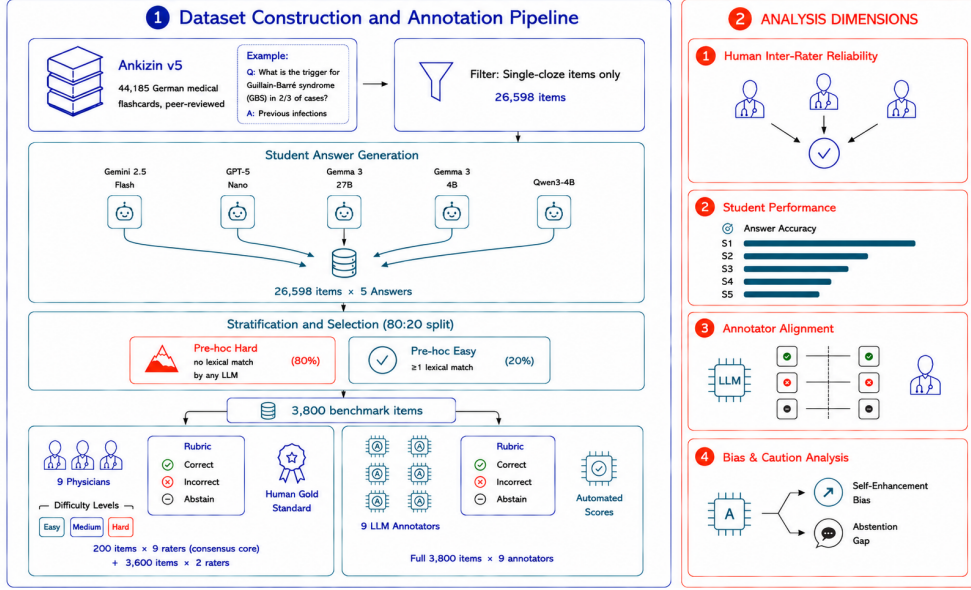
## 2 Results

### 2.1 Study design

The MedQADE evaluation framework (Figure 1) proceeds from synthetic answer generation through parallel human and LLM annotation. The five student LLMs each answered all 26,598 single-cloze Ankizin items, from which 3,800 were selected via lexical-match stratified sampling for evaluation (see Section 4.3.1). These answers were evaluated by a panel of nine practising physicians and, in parallel, by nine LLM annotators, each evaluating all 3,800 answers. Evaluation was performed using binary categories (*Correct*, *Incorrect*) with option to abstain. A subset of 200 items was annotated by all nine physicians to establish a human baseline; the remaining 3,600 items each received two ratings. Where the two raters disagreed on the Correct–Incorrect classification, a tenth physician independently served as a tiebreaker annotator to resolve the disagreement. Physicians also rated each item’s subjective difficulty (Easy, Medium, or Hard) for stratified analysis.

### 2.2 Human Inter-Rater Reliability

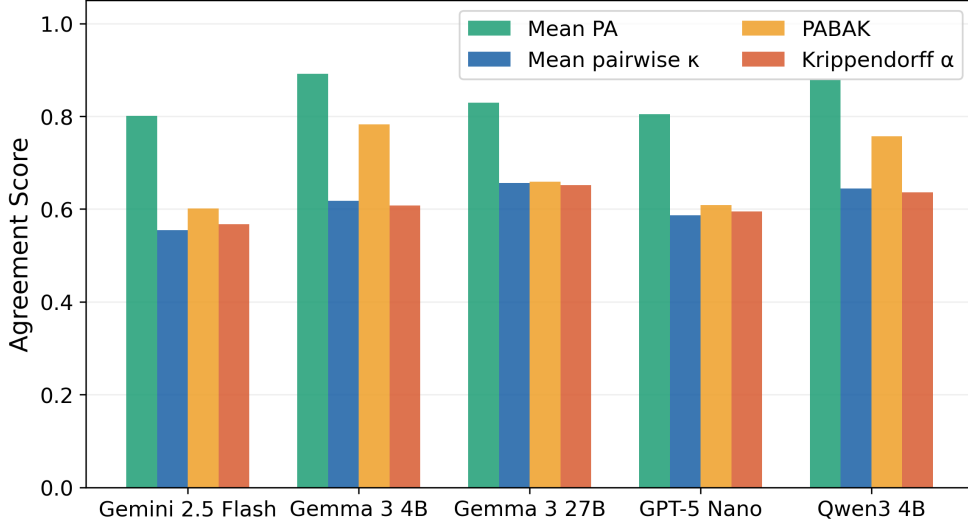
Physician inter-rater reliability (inter-rater reliability (IRR)) on the 200-item subset established the human baseline (Figure 2). Mean pairwise Cohen’s  $\kappa$  values ranged



**Fig. 1** The MedQADE benchmark framework. The left panel shows the complete pipeline from dataset construction through parallel annotation by physicians and LLMs. The right panel depicts the four analysis dimensions used to assess human reliability, model performance, annotator alignment, and systematic biases.

from 0.54 to 0.65 across the five student models. The mean pairwise  $\kappa$  across all items of 0.61 indicated substantial consensus on the Landis and Koch scale [26] ( $\kappa = 0.61$ –0.80). In architectures with high class imbalance, such as Gemma 3 4B and Qwen3-4B [27, 28], Percent Agreement (PA) remained high ( $\approx 88$ –89%) while  $\kappa$  was pulled down relative to PA and Prevalence-Adjusted Bias-Adjusted Kappa (PABAK) ( $\kappa \approx 0.61$ –0.63), a known prevalence-induced distortion corrected by PABAK. PABAK, as a bias-adjusted metric, reached up to 0.78. These findings were further corroborated by a mean Krippendorff’s  $\alpha \approx 0.60$  [29], suggesting robust consensus on objective correctness. The tiebreaker mechanism (see Section 4.3.4) effectively resolved the vast majority of initial pairwise disagreements, keeping exclusion rates low: 2.1% of slots lacked a clear majority in the 200-item dense set and 2.0% in the split-annotation subset. Overall, 2.0% of the 19,000 student-answer slots across the full 3,800-item benchmark were excluded prior to alignment analysis.

While the panel demonstrated substantial agreement on factual correctness, IRR regarding ordinal difficulty labels was significantly lower. Analysis of the 200-item subset yielded an ordinal alpha of  $\alpha_{ord} = 0.199$ , indicating measurable variance in how individual physicians categorised item complexity. We consolidated individual difficulty ratings into a mean score per item and discretised these into four equally spaced bins (see Section 4.4.1). This variance in perceived difficulty correlated strongly with panel abstention rates. As shown in Figure 3, the frequency of abstention responses increased alongside these consensus difficulty tiers. Abstention thus served as a proxy



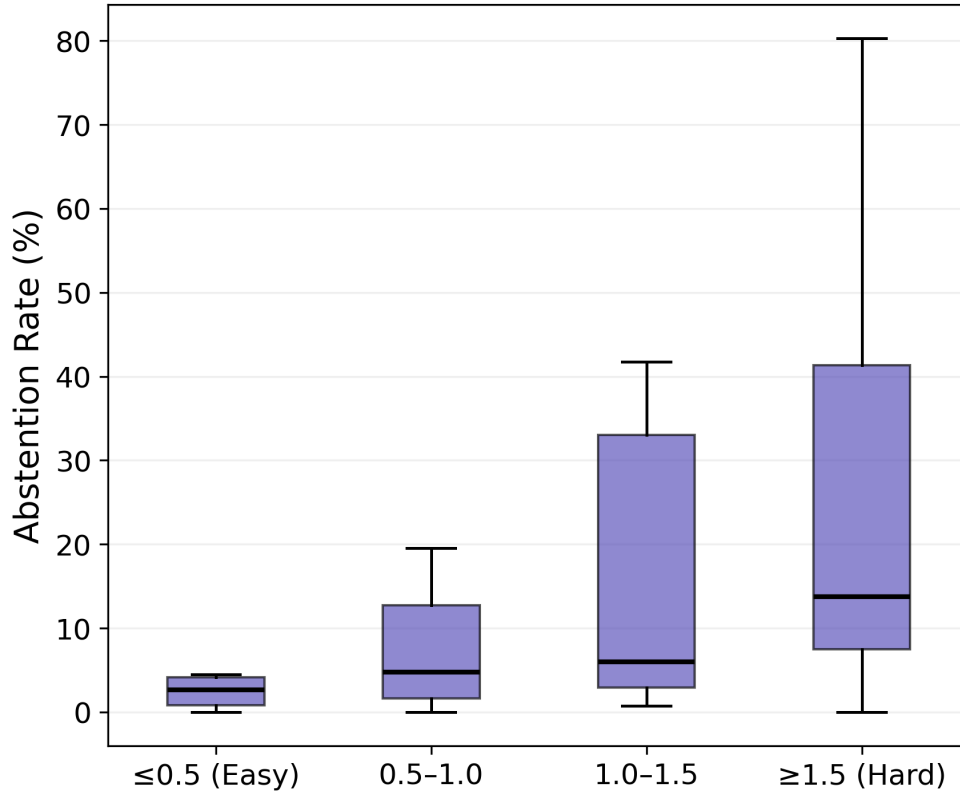
**Fig. 2** Human inter-rater reliability per student model on the 200-item core subset. PABAK and  $\alpha$  metrics confirmed substantial consensus regardless of student model performance.

for clinical caution on complex or ambiguous items, establishing a behavioural baseline for the contextualisation of automated evaluators.

### 2.3 LLM Student Performance

Student accuracy was defined as the proportion of answers judged *Correct* by the majority of non-abstaining physician raters. Across all 3,800 benchmark items, student accuracy scaled with model capacity: proprietary frontier architectures (Gemini [30], GPT-5 [31]) outperformed mid-sized models (Gemma 3 27B [27]), while sub-10B models (Gemma 3 4B [27], Qwen3-4B [28]) recorded the lowest aggregate scores. The lexical-match proxy (see Section 4.3.1) offers one lens for understanding this variation.

We evaluated whether the lexical-match proxy (see Section 4.3.1) separates items by complexity. Figure 4 illustrates model accuracy stratified by the presence of an exact lexical match with the ground-truth key. Across all architectures, accuracy was lower on items without an exact match. Frontier models showed larger absolute accuracy declines, whereas smaller models suffered higher proportional penalties. The sub-10B architectures showed a relative accuracy drop of approximately 45% on items without an exact match, compared to a  $\sim 36\%$  relative decrease for frontier models. Consequently, accuracy on non-match items reached only 16.0% and 17.0% for Gemma 3 4B and Qwen3-4B, respectively. These lexical-match strata aligned with the human-rated difficulty bands (Figure 5), suggesting that the difficulty reflected by the lexical-match proxy overlaps with physician-perceived complexity. This performance spectrum provided a diverse dataset for the evaluation of the automated rater alignment discussed in the following section.



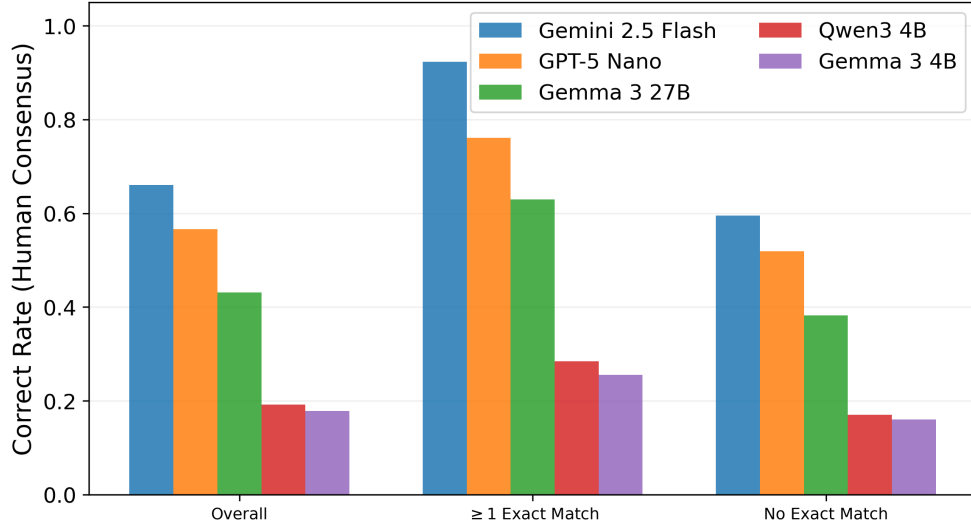
**Fig. 3** Distribution of human abstention rates stratified by consensus difficulty. The scaling behaviour reflected increased clinical caution on complex items.

## 2.4 LLM Annotator Alignment

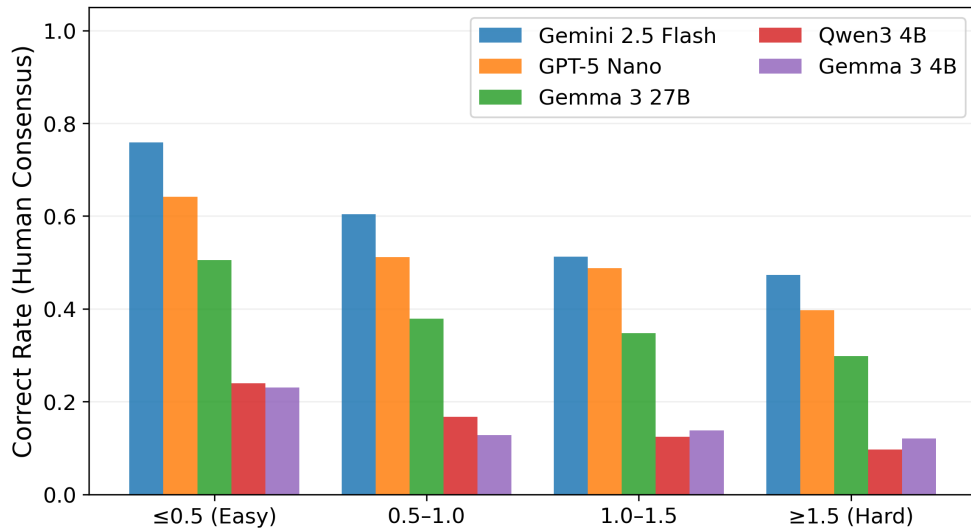
The human ceiling computed via leave-one-out consensus (Section 4.4.3) was  $\kappa_{\text{ceiling}} = 0.709$  (95% CI: [0.667, 0.746]) across the 200-item core subset, with per-physician values ranging from 0.60 to 0.79.

Against this ceiling, Gemini 3 Flash achieved  $\kappa = 0.694$  (95% CI: [0.619, 0.754]), yielding  $\Delta\kappa = -0.016$  with CIs overlapping the ceiling, indicating alignment consistent with expert performance (Figure 6). GPT-5.4 Mini ( $\kappa = 0.616$ ,  $\Delta\kappa = -0.093$ ) and Gemini 2.5 Flash-Lite ( $\kappa = 0.602$ ,  $\Delta\kappa = -0.108$ ) also showed CI overlap, though their  $\Delta\kappa$  values fell further from the ceiling. All remaining models fell below the ceiling with non-overlapping CIs, and alignment degraded sharply for smaller models: Gemma 3 4B recorded  $\kappa = 0.327$  (95% CI: [0.252, 0.403]). However, the wide confidence intervals on the LLM estimates (spanning approximately 0.13  $\kappa$  for Gemini 3 Flash) caution against definitive claims from the overlap tests alone.

We further investigated whether creating ensembles of multiple LLM annotators via majority vote (see Section 4.4.3) could improve alignment beyond any single model. However, this failed to improve upon individual performance. Standalone Gemini 3



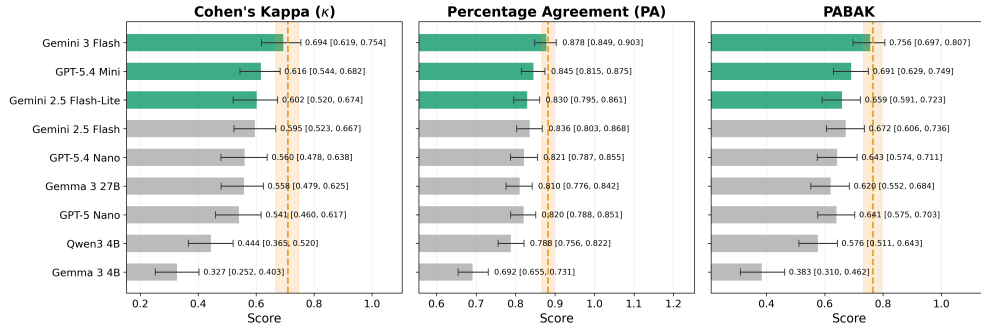
**Fig. 4** Student model performance stratified by exact lexical matches. Accuracy declined across all architectures on items without an exact lexical match.



**Fig. 5** Box plots of clinical accuracy stratified by difficulty. Proprietary architectures showed greater stability as item complexity increased.

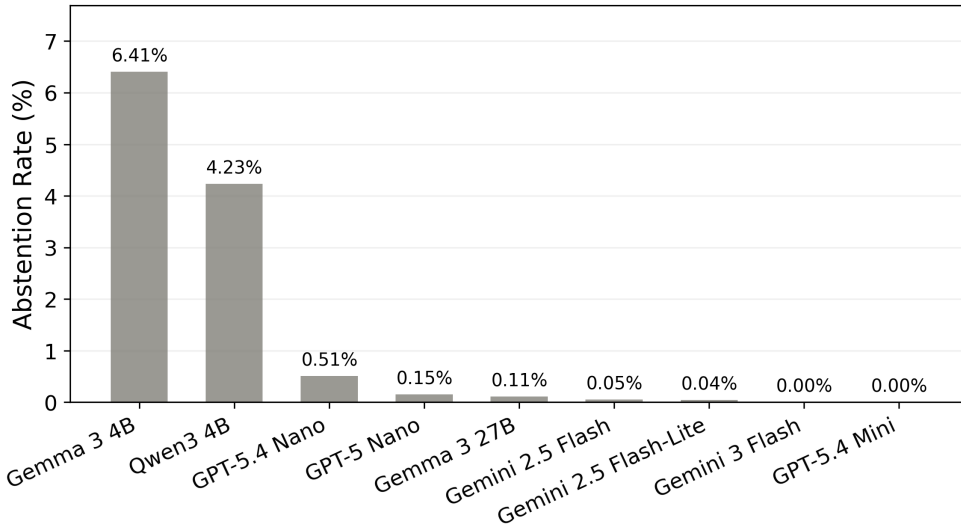
Flash remained the best-performing model across all metrics, despite high pairwise agreement between frontier architectures.

Figure 7 shows abstention rates across the full 3,800-item benchmark. While the physician panel utilised abstention as a proxy for clinical caution, automated annotators demonstrated a near-complete absence of this behaviour. Frontier models assigned a definitive label (*Correct* or *Incorrect*) in every instance, regardless of difficulty.



**Fig. 6** Alignment of LLM annotators with the human consensus baseline across three metrics. The dashed line indicates the leave-one-out physician ceiling ( $\kappa = 0.709$ ; PA: 0.883, PABAK: 0.766).

While sub-10B architectures exhibited marginally higher rates (Gemma 3 4B: 6.41%, Qwen3-4B: 4.23%), the overall automated abstention frequency remained an order of magnitude below the human baseline.

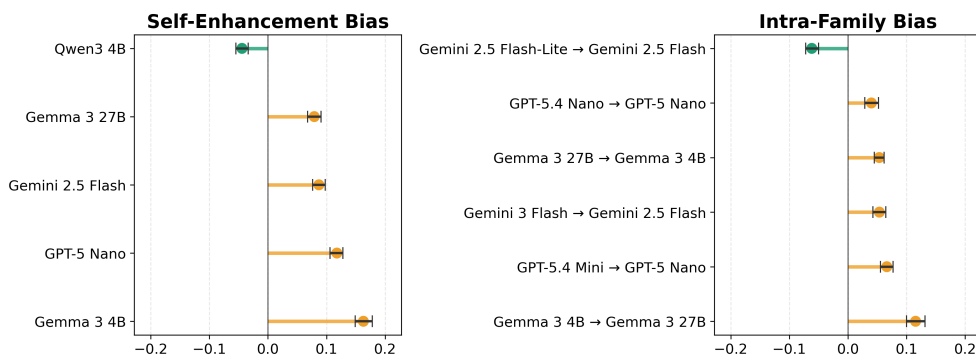


**Fig. 7** Abstention rates (*Abstain*) across LLM annotators. Unlike the human panel, which scaled abstention with clinical difficulty, frontier automated annotators forced definitive scores in 100% of cases.

## 2.5 LLM Annotator Bias

Self-enhancement bias ( $\Delta_{\text{self}}$ ), as defined in Section 4.4.4, measures each model's scoring preference for its own outputs relative to the independent peer consensus. Across all 3,800 benchmark items, automated annotators exhibited systematic scoring biases favouring specific model identities and lineages (Figure 8). A distinct

self-enhancement bias was observed across the model hierarchy, with most annotators assigning higher clinical scores to their own generated outputs compared to the independent out-group consensus. This effect was most pronounced in smaller architectures, with Gemma 3 4B exhibiting a significant overestimation of  $\Delta_{\text{self}} = 16.29\%$  (95% CI: [14.9%, 17.8%]), whereas Qwen3-4B demonstrated a slight self-deprecating bias ( $\Delta_{\text{self}} = -4.42\%$  (95% CI: [-5.5%, -3.4%])). In addition, all models demonstrated significant intra-family bias. For example, GPT-5.4 Mini granted a scoring advantage of  $\Delta_{\text{family}} = +6.63\%$  to GPT-5 Nano [31, 32], while Gemma 3 4B favoured its 27B sibling by  $\Delta_{\text{family}} = +11.54\%$ .



**Fig. 8** Systematic evaluation biases including 95% confidence intervals. Positive values indicate preferential overrating. The left panel shows self-enhancement bias ( $\Delta_{\text{self}}$ ) across student-annotator identities; the right panel shows intra-family bias ( $\Delta_{\text{family}}$ ) towards architectural siblings. The arrow notation reads as *Model A rating Model B*.

### 3 Discussion

The development of MedQADE represents a shift towards open-response clinical evaluation in German, a domain previously constrained by a scarcity of peer-reviewed benchmarks. By mapping the performance of diverse LLM architectures against a nine-physician ground truth, this study established a baseline for the reliability of automated clinical auditing.

The evaluation of student performance revealed performance degradation across difficulty tiers, with sub-10B models showing the sharpest declines. While frontier architectures maintained higher stability, sub-10B models exhibited significant degradation as complexity increased. If one were to apply a 60% threshold analogous to a medical licensing examination [33], only the commercial models (Gemini 2.5 Flash [30] and GPT-5 Nano) would achieve a passing grade ( $\geq 60\%$ ). Current small-scale models cannot reliably produce correct answers on open-response German medical items.

The search for an optimal rater configuration demonstrated that multi-agent ensembles failed to improve upon individual frontier model performance. In this study,

clinical evaluation appeared to be a domain where expertise was not additive. Standalone Gemini 3 Flash reached the global optimum for alignment, while the inclusion of more cost-effective or smaller models diluted the expert consensus.

While Gemini 3 Flash achieved alignment consistent with the leave-one-out physician ceiling ( $\kappa = 0.694$ ; ceiling  $\kappa = 0.709$ ), the wide confidence intervals (spanning approximately  $0.13 \kappa$ ) limit how strongly this overlap can be interpreted. The physician ceiling itself reflects substantial but not absolute agreement ( $\kappa_{\text{ceiling}} = 0.709$ , per-physician range 0.60–0.79), confirming that the clinical gold standard possesses inherent variance commensurate with task complexity. Because the leave-one-out comparison places the LLM and the human reference on the same estimand, the observed alignment meaningfully matches the score attainable by a physician against a peer consensus.

The measurement of Self-Enhancement Bias ( $\Delta_{\text{self}}$ ) confirmed that automated annotators were not neutral evaluators. The systematic preference for self-generated text and architectural siblings suggests that LLMs possess lineage-dependent priors. This architectural favouritism contains a potential risk to the integrity of medical benchmarking. If models from the same corporate lineage are utilised to evaluate one another, the resulting metrics may reflect stylistic alignment rather than medical accuracy. To ensure objective calibration, future benchmarks should consider enforcing lineage-independence between the annotator and the student model.

A fundamental behavioural divergence was observed in the use of the *Abstain* category. For human experts, abstention served as a safety mechanism that scaled with item difficulty. This represents a form of clinical metacognition, defined here as the ability to recognise the limits of one’s own expertise. Automated annotators, conversely, demonstrated near-zero abstention rates, providing definitive scores even on highly ambiguous cases. The fact that frontier models lacked the caution-scaling behaviour of physicians indicates a current deficit in humility in the clinical domain. While the top-performing LLMs approached the physician ceiling in aggregate alignment, they did not replicate the risk-averse nature of clinical practice. This divergence between statistical alignment and clinical behaviour represents a critical limitation of current automated annotation paradigms for clinical applications. Future research should explore prompting strategies that encourage models to quantify their uncertainty. Beyond prompting, fundamental architectural integration of uncertainty-awareness mechanisms may be required to mirror the cautious nature of human medical professionals.

While the German Ankizin corpus was utilised to address the scarcity of native-language resources, the possibility of data contamination in frontier models cannot be entirely excluded. This study evaluated non-flagship model configurations, including lite variants and sub-10B open-weights models, rather than the largest available versions of each architectural family, which represents a meaningful constraint on the range of architectures tested. However, the observed scaling trend across the tested model range suggests that the qualitative patterns reported here would persist, or become more pronounced, in larger models. Similarly, the scale of the human annotation study was limited and inter-rater dynamics may materialise differently with larger panels. We encourage the community to use the open-sourced MedQADE benchmark

to reproduce and extend these findings, investigating whether increased architectural capacity or larger expert panels alter the conclusions presented here.

This study evaluated the MedQADE framework as a standardised infrastructure for German clinical AI assessment. The findings indicated that while frontier LLMs replicated the aggregate physician consensus with high statistical consistency, this capability was dependent on architectural scale and remained susceptible to lineage-based biases. For this task, standalone frontier models proved more effective than multi-agent ensembles. The results highlighted several pitfalls in the LLM-as-a-judge paradigm. The degree of alignment with an inherently variable human baseline raises questions regarding error propagation and the limits of using probabilistic models to adjudicate clinical ambiguity. Furthermore, the absence of clinical caution in automated annotators, contrasted with the scaling abstention rates of human experts, suggested a persistent gap in clinical metacognition. By open-sourcing the MedQADE benchmark and physician annotations, this work provides a foundation for the community to address these limitations in LLMs for medical purpose. Ultimately, integrating automated annotators into clinical auditing workflows requires a careful balancing of scalability against the risks of overconfidence, architectural bias, and the unstable nature of the human gold standard.

## 4 Methods

### 4.1 Dataset Formulation and Processing

Our dataset was based on version 5 of the Ankizin project. Ankizin is a digital flashcard collection for Anki, an open-source spaced repetition platform heavily used by German medical students, preparing for the German Second State Examination in Medicine. Despite its origin as a study tool, we selected this corpus as the foundation for our benchmark due to its size, domain authenticity, clinical validity, and format suitability. The collection provided German-language clinical questions. Clinical validity was ensured through active maintenance by a panel of medical students and domain experts, with every flashcard undergoing a strict peer-review process to verify medical accuracy before inclusion [34]. The questions in the collection all followed a cloze-style, open answer format. This set it apart from similar datasets (see Section 1), which are typically formulated as multiple-choice questions. The raw Ankizin v5 export contained 44,185 flashcards. We transformed the native Anki export into a standardised format. Next, we filtered the corpus to include only items containing exactly one cloze deletion, yielding a filtered corpus of 26,598 single-cloze items. An illustrative example of a retained dataset item translated to English is provided below:

**Question:** What is the trigger for Guillain-Barré syndrome (GBS) in  $\frac{2}{3}$  of cases? \_\_\_\_\_  
**Target Answer:** Previous infections

### 4.2 LLM Student Generation

To generate synthetic student answers, we utilised a cohort of Large Language Models as proxies for human medical students tasked with answering cloze-style questions in the Ankizin dataset. We applied five distinct models: Gemini 2.5 Flash [30], GPT-5

Nano [31], Gemma 3 27B [27], Gemma 3 4B [27], and Qwen3-4B [28]. Each model generated answers for all 26,598 single-cloze items in the dataset. This selection enabled direct performance comparisons between proprietary commercial models and open-weights models, while the two Gemma variants isolated the impact of parameter scaling within a single architectural lineage. Proprietary models were accessed via official APIs, whereas open-weights models were executed locally via Ollama (a local LLM serving framework). To simulate a testing environment, we used a German-language system prompt (reproduced in full in Appendix A.1). For this, we combined role-play prompting with emotional framing by instructing the models to adopt the persona of an examinee in a high-stakes, time-critical medical exam, which has been shown to support the generation of precise clinical terminology [35, 36]. To ensure reproducibility while allowing for minor flexibility in complex terminology, the generation temperature was set to 0.2 across all applicable models [37].

### 4.3 Annotation Design and Task Formulation

To construct our benchmark from the filtered pool of 26,598 items, we applied a stratified sampling strategy and a custom annotation interface to evaluate both objective correctness and subjective clinical difficulty.

#### 4.3.1 Lexical-Match Stratified Sampling

We defined a difficulty proxy to focus human evaluation on complex reasoning. An item was classified as *exact lexical match* if at least one LLM student generated the reference answer verbatim (strict string equality), and *no exact lexical match* otherwise. Matches were computed using strict string equality. We hypothesised that the lexical-match criterion separates items by difficulty: items where at least one model produces the reference answer verbatim would yield higher accuracy, whereas items without an exact match would prove more challenging, requiring the model to paraphrase or synthesise — a potentially more demanding task. We sampled 3,800 items using an 80:20 split (80% *no exact lexical match*, 20% *exact lexical match*). This class imbalance ensured the final benchmark heavily weighted challenging clinical concepts where generative divergence was highest. The selected data splits ensured sufficient coverage for reliable model ranking and supplied adequate per-model observations for bias detection analyses that were not sufficiently supported by the 200-item consensus core alone.

#### 4.3.2 Human Expert Panel

The human baseline (ground truth) for evaluating the model outputs was provided by an expert panel of 9 actively practising physicians employed at German hospitals. All raters possessed native fluency in German and were actively involved in patient care. At the time of the study, the panel had an average of 9.6 years of clinical experience (ranging from 5 to 23 years).

### 4.3.3 Task Interface and Guidelines

Using a custom Label Studio (an open-source data-labelling platform) interface, human raters evaluated each item by comparing the five generated student answers against the clinical question. A reference answer was provided purely for orientation and was not to be treated as an absolute grading key. Raters performed two distinct tasks:

1. **Categorical Correctness:** Each student answer was individually assigned one of three labels:
  - *Correct*: The answer was medically accurate, complete, and contained no false statements. Minor variations in phrasing or depth of detail were acceptable, given the core medical statement was entirely correct.
  - *Incorrect*: The answer was partially or completely false, incomplete, or highly vague. Raters were instructed to penalise answers that provided only partial aspects without delivering the full solution, sounded plausible but lacked technical accuracy, or contained potentially dangerous medical errors.
  - *Abstain*: To prevent forced guessing that degraded dataset quality, raters were strictly instructed to select this option if they lacked the specific medical expertise required to confidently judge the answer.
2. **Subjective Difficulty:** Raters assigned to each question a difficulty rating of *Easy*, *Medium*, or *Hard* based on their own clinical perception. This rating was used exclusively for downstream statistical stratification and did not influence the evaluation of the generated answers.

The complete annotation guidelines provided to the expert panel, including specific clinical examples and edge-case resolutions are reproduced in Appendix A.2.

### 4.3.4 Annotation Matrix and Rater Distribution

The 3,800 items were distributed among 9 human raters using a split annotation design. Each rater annotated 1,000 items, which were randomised prior to assignment to prevent order bias. A subset of 200 items was assigned to *all* 9 raters to establish a robust ground truth and enable multi-rater agreement calculations. The remaining 3,600 items were distributed via a deterministic round-robin offset so that every item was evaluated by exactly  $n = 2$  raters, providing a balanced workload while scaling the benchmark’s size. For any item where the two raters assigned conflicting correctness labels (one *Correct*, one *Incorrect*, with no abstentions), a tenth physician independently re-evaluated all five student answers for that item to serve as a tiebreaker. This tiebreaker annotator also evaluated the 200-item consensus core to ensure full coverage across both annotation tiers. Raters annotated independently; no discussion or calibration occurred between panel members.

### 4.3.5 LLM Annotators

To evaluate the viability of automated evaluation (LLM-as-a-judge), we deployed a panel of 9 language models to annotate the identical 3,800-item dataset. This panel

included the five models which were used as students (Gemini 2.5 Flash [30], Gemma 3 4B [27], Gemma 3 27B [27], GPT-5 Nano [31], and Qwen3-4B [28]). In addition, we included four supplementary models (Gemini 3 Flash, Gemini 2.5 Flash-Lite, GPT-5.4 Nano, and GPT-5.4 Mini) [25, 30, 32]. Including models absent from the student pool enabled controlled analysis of self-bias versus intra-family bias. The primary objective in designing the automated evaluation was to maintain strict parity with the human expert guidelines, which served as the baseline for all labelling criteria. All models were operated with a temperature of 0. While the core medical instructions were mirrored, specific prompting strategies were integrated to address LLM-specific operational requirements:

- **Role-Play Prompting:** Models were assigned the persona of expert medical evaluators to establish an authoritative judging context similar to the practising physicians in the human panel [35].
- **Rubric-Based Prompting:** The grading rubrics directly replicated the human criteria, requiring models to assess whether an answer was medically precise and complete (*Correct*), incorrect, vague, or potentially dangerous (*Incorrect*), or whether they were unable to answer the question due to a lack of expertise (*Abstain*). Research already shows that LLM evaluation capabilities improve when the models are provided explicit categorical guidelines [38].
- **Point-wise Evaluation:** While the generated responses were all included in the same prompt to mirror the human annotation setup, the models were explicitly asked to evaluate each response individually. This reduced comparative bias between student models and focussed the evaluation on absolute medical accuracy [39].
- **Structured Output:** To enforce the correct response format and facilitate automated data parsing, we applied a structured output via JSON schema to ensure the models strictly adhered to the predefined categorical labels.

## 4.4 Quantitative Analysis

### 4.4.1 Human Inter-Rater Reliability

On the 200-item core subset, we assessed inter-rater reliability using Raw PA, Cohen’s Kappa ( $\kappa$ ), and PABAK. These metrics were computed pairwise across all 36 unique combinations of the nine human raters and averaged, excluding abstentions. While PA measures absolute consensus,  $\kappa$  adjusts for chance agreement. Because class imbalances in student model performance can depress standard  $\kappa$  scores despite high absolute agreement, PABAK was used to correct for prevalence-induced distortions [40]. Global consensus was evaluated using Krippendorff’s Alpha ( $\alpha$ ), which analyses the entire rater matrix simultaneously and natively accommodates missing data from abstentions without requiring imputation.

To assess the consistency of subjective difficulty assessments, we calculated an ordinal Krippendorff’s  $\alpha$ . This required mapping the categorical difficulty labels to a numerical scale (*Easy* = 0, *Medium* = 1, *Hard* = 2). To consolidate these individual ratings into a consensus metric, we computed the mean difficulty score per item across the physician panel. Based on these scores, the benchmark was discretised into four

equally spaced difficulty bins:  $\leq 0.5$  (Easy), 0.5–1.0, 1.0–1.5, and  $\geq 1.5$  (Hard). We performed a stratified abstention analysis across these bins to evaluate how the frequency of physician abstention scaled with the consensus complexity of the clinical items.

#### 4.4.2 LLM Student Performance

For each student answer, the aggregated human label was determined by majority vote of non-abstaining physician raters. On the 200-item consensus core (nine raters per item), a simple majority ( $>50\%$  of non-abstaining raters) was required; items where no majority emerged (tied Correct–Incorrect counts) were excluded from accuracy calculations. On the remaining 3,600 split-annotated items (two raters per item), abstaining raters were disregarded; if the two non-abstaining raters disagreed, a third tiebreaker rater independently evaluated the answer and the majority label was determined across all three non-abstaining raters. Student model accuracy was then defined as the proportion of generated responses receiving a *Correct* label. We stratified this performance using both the lexical-match difficulty proxy and the consensus-based human difficulty tiers defined in Section 4.4.1. The rationale for this dual stratification was to determine whether the exact lexical match criterion acts as a reliable proxy for clinical reasoning complexity and to evaluate how these automated partitions compare to the difficulty perceived by medical experts.

#### 4.4.3 LLM Annotator Alignment

Automated rater reliability was assessed on the 200-item core subset, comparing individual and ensembled LLM scores against the aggregated human consensus. Items failing to reach a clear human majority vote were excluded from the alignment calculations.

- **Agreement Metrics:** Alignment was quantified using PA, Cohen’s Kappa ( $\kappa$ ), and PABAK.
- **Leave-One-Out Physician Ceiling:** A direct comparison of a single LLM against the full human consensus measures a fundamentally different quantity than the pairwise human baseline (a rater against a denoised aggregate versus two noisy individual raters against each other), making the former structurally inflated. To establish a comparable human reference, we computed a leave-one-out physician ceiling on the 200-item core subset. For each of the  $N$  physicians, the majority-vote consensus of the remaining  $N - 1$  physicians was formed, and Cohen’s  $\kappa$  was computed between the held-out physician and this leave-one-out consensus. These  $N$  per-physician  $\kappa$  values were averaged to obtain the ceiling, with a 95% confidence interval estimated via bootstrap resampling (1,000 iterations). This procedure places the human reference on the same estimand as the LLM (one rater against a denoised peer consensus), eliminating the structural inflation of the naive comparison. The LLM was then scored against the full  $N$ -physician consensus with a bootstrapped 95% CI, and overlap between the LLM and ceiling CIs was assessed.
- **Combinatorial Ensemble Optimisation:** To determine the limit of automated reliability, a combinatorial search was performed across all possible odd-numbered majority-vote configurations within the 9-model annotator panel. The optimisation

targeted the configuration that maximised statistical alignment with the human consensus baseline across all three metrics.

Finally, we reported the global abstention rates for the LLM annotators to evaluate aggregate model-level behaviour.

#### 4.4.4 LLM Annotator Bias

Across all 3,800 items, evaluating self-enhancement bias required decoupling architectural source preference from the inherent generative quality of the student models. A highly capable model naturally assigns high scores to its own accurate outputs; unadjusted metrics confound this objective competence with favouritism. To isolate evaluator bias, let  $A$  denote the evaluating LLM (the annotator),  $A_{\text{peer}}$  the set of independent peer annotators from differing architectural lineages,  $R_{\text{self}}$  the set of responses generated by the same specific model architecture as  $A$ , and  $S(a, r) \in \{0, 1\}$  the binary score (1.0 for *Correct*, 0.0 for *Incorrect*) assigned by annotator  $a$  to response  $r$ .

For every response  $r_i \in R_{\text{self}}$  we define the baseline consensus  $\bar{S}_{\text{peer}}(r_i)$  as the average of scores assigned by all independent peer annotators:

$$\bar{S}_{\text{peer}}(r_i) = \frac{1}{|A_{\text{peer}}|} \sum_{a \in A_{\text{peer}}} S(a, r_i)$$

Further, the Self-Enhancement Bias ( $\Delta_{\text{self}}$ ) is defined as the mean paired difference between the target model’s assigned score and this independent consensus across all self-generated texts:

$$\Delta_{\text{self}} = \frac{1}{|R_{\text{self}}|} \sum_{r_i \in R_{\text{self}}} [S(A, r_i) - \bar{S}_{\text{peer}}(r_i)]$$

To assess intra-family bias ( $\Delta_{\text{family}}$ ), we mirrored this formulation, substituting the target model’s self-generated responses with those generated by its architectural siblings. We used bootstrap resampling to quantify uncertainty around the mean self-bias effect: per item paired differences are resampled with replacement 1000 times, and the 2.5th and 97.5th percentiles of the resampled means are taken as the 95% confidence interval.

**Acknowledgements.** This work was supported by the German Federal Ministry of Research, Technology and Space (BMFTR) under grant agreement no. 16SV8958 (SEPE).

**Author contributions.** W.P. conceived the study, developed the methodology, implemented the software, conducted the formal analysis, and drafted the manuscript. S.F. supervised the project, acquired funding, and revised the manuscript. F.F. assisted with dataset extraction and reviewed the manuscript. R.B. discussed, reviewed, and revised the manuscript. M.P., R.H., A.B., M.H., T.P., I.W., L.G., J.R., S.L. and T.L. conducted the clinical annotations. All authors approved the final version.

**Competing interests.** The authors declare no competing interests.

**Data availability.** The MedQADE benchmark dataset and full physician annotations will be made publicly available upon publication.

**Code availability.** All evaluation and analysis scripts will be made publicly available upon publication.

**LLM disclosure.** Portions of this manuscript were drafted with the assistance of large language models for language refinement and formatting purposes.

## Appendix A Supplementary Materials

### A.1 System Prompt for LLM Students

The following system prompt (in German) was used for all LLM student models to generate cloze question answers:

```
Du bist ein erfahrener Medizinstudent in einer anspruchsvollen,  
zeitkritischen Prüfung.
```

```
Deine Aufgabe ist es, eine medizinische Lückentext-Frage  
(Cloze-Frage) mit genau einer Lücke zu beantworten. Fülle  
diese einzelne Lücke fachlich korrekt aus.
```

Regeln für die Ausgabe:

1. Liefere ausschliesslich das fehlende Wort oder den fehlenden kurzen Fachbegriff als deine Antwort.
2. Verwende ausschliesslich die korrekte deutsche medizinische Fachterminologie.
3. Gib genau eine präzise und spezifische Antwort.
4. Keine zusätzlichen Erklärungen, Sätze, Anführungszeichen, Nummern, Satzzeichen oder Formatierungen.

Beispiel:

```
Eingabe: Das Hormon, das den Blutzuckerspiegel senkt, ist ____.  
Erwartete Ausgabe: Insulin
```

*English translation:*

```
You are an experienced medical student in a demanding,  
time-critical exam.
```

```
Your task is to answer a medical cloze question with exactly one  
gap. Fill this single gap correctly.
```

Output rules:

1. Deliver only the missing word or short technical term as your answer.
2. Use only correct German medical terminology.
3. Give exactly one precise and specific answer.
4. No additional explanations, sentences, quotation marks, numbers, punctuation, or formatting.

Example:

Input: The hormone that lowers blood sugar is \_\_\_.

Expected output: Insulin

## A.2 Human Annotation Guidelines and LLM Annotator Prompt

The following system prompt (in German) was used for all LLM rater models to evaluate the correctness and difficulty of student-generated answers. Apart from the role-prompting element, this prompt is identical to the annotation guidelines provided to the human expert panel. The difficulty rating was collected as part of the LLM annotation process but was not analysed in this study.

# Rolle

Sie sind eine medizinisch fachkundige Person mit Erfahrung in der Bewertung medizinischer Prüfungsfragen.

Ihre Aufgabe ist es, mehrere generierte Antworten zu derselben medizinischen Prüfungsfrage fachlich korrekt, sachlich und konsistent anhand der untenstehenden Kriterien zu bewerten.

Jede Antwort ist einzeln anhand der Kriterien zu beurteilen.

# Anleitung zur Bewertung von medizinischen Prüfungsantworten

## Ziel

Zu jeder medizinischen Prüfungsfrage werden mehrere generierte Antworten vorgelegt.

Bewerten Sie jede einzelne Antwort anhand der folgenden Kategorien.

Eine Beispielantwort wird zur Orientierung bereitgestellt, dient jedoch nicht der Beurteilung der generierten Antworten selbst.

Auch wenn mehrere Antworten gleichzeitig vorliegen, ist jede Antwort für sich anhand der Kriterien zu bewerten.

## Bewertungskategorien

### 1. Richtig

Die Antwort ist inhaltlich korrekt, medizinisch präzise und beantwortet die Frage vollständig.

- Alle wesentlichen Punkte sind enthalten.

- Es sind keine medizinisch falschen oder irreführenden Aussagen enthalten.
- Kleinere Unterschiede in Formulierung oder Detailtiefe sind akzeptabel, solange die Aussage vollständig korrekt ist.
- Fachlich korrekte Synonyme oder spezifischere Bezeichnungen gelten als richtig.

### ### 2. Falsch

Die Antwort ist ganz oder teilweise inhaltlich falsch, unvollständig oder missverständlich, sodass sie keine korrekte Lösung darstellt.

Bewerten Sie auch folgende Fälle als falsch:

- Die Antwort nennt nur Teilaspekte, ohne die vollständige Lösung zu liefern.
- Die Antwort ist sehr unpräzise oder spekulativ.
- Die Antwort enthält medizinische Fehler.
- Die Antwort enthält potenziell gefährliche Aussagen.
- Die Antwort klingt plausibel, ist aber fachlich nicht korrekt.
- Eine notwendige Spezifikation fehlt.

### ### 3. Keine Angabe

Wählen Sie diese Option nur, wenn Sie nicht über die notwendige medizinische Expertise verfügen, um die Antwort fachlich sicher zu bewerten.

- Es geht nicht darum, ob die Antwort gut oder schlecht ist, sondern ausschließlich darum, dass die fachliche Beurteilung nicht sicher getroffen werden kann.

## ## Beispiele zur Verdeutlichung

### ### Beispiel 1

Frage: Welches Vitamin ist wichtig für die Blutgerinnung?

Beispielantwort: Vitamin K

Generierte Antworten:

- Vitamin K -> Richtig
- Fettlösliche Vitamine -> Falsch (zu allgemein, nur ein fettlösliches Vitamin ist korrekt)
- Phyllochinon -> Richtig (chemischer Name von Vitamin K, korrekt)

### ### Beispiel 2

Frage: Welches Organ produziert Insulin?  
Beispielantwort: Bauchspeicheldrüse

Generierte Antworten:

- Bauchspeicheldrüse -> Richtig
- Pankreas Langerhans-Inseln -> Richtig (sehr spezifisch, korrekt)
- Leber -> Falsch (falsches Organ)
- Drüse im Bauchraum -> Falsch (zu vage, beschreibt nur allgemein)

### Beispiel 3

Frage: Welche Blutgruppe gilt als Universalspender?  
Beispielantwort: 0 negativ

Generierte Antworten:

- 0 negativ -> Richtig
- 0 -> Falsch (zu vage, muss negativ sein)
- 0 Rh-negativ -> Richtig (präzise, korrekt)

## Einschätzung der Schwierigkeit

Zusätzlich ist die Schwierigkeit der Frage nach eigenem Empfinden zu bewerten.

Optionen:

- Einfach
- Mittel
- Schwer

Diese Einschätzung ist subjektiv und dient ausschließlich der statistischen Auswertung der Fragen, nicht der Bewertung der einzelnen Antworten.

*English translation:*

# Role

You are a medically knowledgeable person with experience in evaluating medical exam questions. Your task is to professionally, objectively, and consistently evaluate multiple generated answers to the same medical exam question according to the criteria below. Each answer is to be assessed individually against the criteria.

# Instructions for Evaluating Medical Exam Answers

## ## Objective

Multiple generated answers are presented for each medical exam question. Evaluate each individual answer according to the following categories. A sample answer is provided for orientation but is not to be used for judging the generated answers themselves. Even when multiple answers are presented simultaneously, each answer is to be evaluated independently against the criteria.

## ## Evaluation Categories

### ### 1. Correct

The answer is substantively correct, medically precise, and fully addresses the question.

- All essential points are included.
- No medically incorrect or misleading statements are present.
- Minor differences in phrasing or level of detail are acceptable as long as the statement is entirely correct.
- Medically correct synonyms or more specific terms are considered correct.

### ### 2. Incorrect

The answer is wholly or partially incorrect, incomplete, or ambiguous such that it does not constitute a correct solution. Also evaluate the following cases as incorrect:

- The answer addresses only partial aspects without providing the complete solution.
- The answer is very imprecise or speculative.
- The answer contains medical errors.
- The answer contains potentially dangerous statements.
- The answer sounds plausible but is not technically correct.
- A necessary specification is missing.

### ### 3. Abstain

Select this option only if you lack the necessary medical expertise to confidently evaluate the answer.

- This is not about whether the answer is good or bad, but solely about whether a confident professional assessment cannot be made.

## ## Illustrative Examples

### ### Example 1

Question: Which vitamin is important for blood clotting?

Sample answer: Vitamin K

Generated answers:

- Vitamin K -> Correct
- Fat-soluble vitamins -> Incorrect (too general, only one fat-soluble vitamin is correct)
- Phylloquinone -> Correct (chemical name of Vitamin K, correct)

### Example 2

Question: Which organ produces insulin?

Sample answer: Pancreas

Generated answers:

- Pancreas -> Correct
- Pancreatic islets of Langerhans -> Correct (very specific, correct)
- Liver -> Incorrect (wrong organ)
- Gland in the abdominal cavity -> Incorrect (too vague, only describes generally)

### Example 3

Question: Which blood type is considered the universal donor?

Sample answer: 0 negative

Generated answers:

- 0 negative -> Correct
- 0 -> Incorrect (too vague, must be negative)
- 0 Rh-negative -> Correct (precise, correct)

## Difficulty Assessment

Additionally, assess the difficulty of the question based on your own judgement.

Options:

- Easy
- Medium
- Hard

This assessment is subjective and is used exclusively for statistical analysis of the questions, not for evaluating the individual answers.

## References

- [1] Fudickar, S. *et al.* Natural language processing of referral letters for machine learning-based triaging of patients with low back pain to the most appropriate intervention: Retrospective study. *Journal of Medical Internet Research* **26**, e46857 (2024).
- [2] Klug, K. *et al.* From admission to discharge: a systematic review of clinical natural language processing along the patient journey. *BMC Medical Informatics and Decision Making* **24** (2024).
- [3] Maarseveen, T. D., Glas, H. K., Veris-van Dieren, J., van den Akker, E. & Knevel, R. Improving musculoskeletal care with ai enhanced triage through data driven screening of referral letters. *npj Digital Medicine* **8** (2025).
- [4] Busch, F. *et al.* Current applications and challenges in large language models for patient care: a systematic review. *Communications Medicine* **5** (2025).
- [5] Oliveira, J. D. *et al.* Development and evaluation of a clinical note summarization system using large language models. *Communications Medicine* **5** (2025).
- [6] Mandal, S. *et al.* Utilization of generative ai-drafted responses for managing patient-provider communication. *npj Digital Medicine* **8** (2025).
- [7] Jin, Q., Dhingra, B., Liu, Z., Cohen, W. & Lu, X. *Pubmedqa: A dataset for biomedical research question answering*. Proceedings of the 2019 Conference on Empirical Methods in Natural Language Processing and the 9th International Joint Conference on Natural Language Processing (EMNLP-IJCNLP), 2567–2577 (Association for Computational Linguistics, 2019).
- [8] Pal, A., Umapathi, L. K. & Sankarasubbu, M. Medmcqa : A large-scale multi-subject multi-choice dataset for medical domain question answering. *arXiv preprint arXiv:2203.14371* (2022).
- [9] Jin, D. *et al.* What disease does this patient have? a large-scale open domain question answering dataset from medical exams. *Applied Sciences* **11**, 6421 (2021).
- [10] Moëll, B., Farestam, F. & Beskow, J. Swedish medical llm benchmark: development and evaluation of a framework for assessing large language models in the swedish medical domain. *Frontiers in Artificial Intelligence* **8** (2025).
- [11] Rosoł, M., Gašior, J. S., Łaba, J., Korzeniewski, K. & Młyńczak, M. Evaluation of the performance of gpt-3.5 and gpt-4 on the polish medical final examination. *Scientific Reports* **13** (2023).

- [12] Luo, D. *et al.* Evaluating the performance of gpt-3.5, gpt-4, and gpt-4o in the chinese national medical licensing examination. *Scientific Reports* **15** (2025).
- [13] Hofenbitzer, J. *et al.* *Germediq: A resource for simulated and synthesized anamnesis interview responses in german*. Proceedings of the 63rd Annual Meeting of the Association for Computational Linguistics (Volume 4: Student Research Workshop), 1064–1078 (Association for Computational Linguistics, 2025).
- [14] Doll, N. *et al.* Can continual pre-training bridge the performance gap between general-purpose and specialized language models in the medical domain? (2026). URL <https://arxiv.org/abs/2604.19394>.
- [15] Hendrycks, D. *et al.* *Measuring massive multitask language understanding*. Proceedings of the International Conference on Learning Representations (ICLR) (2021).
- [16] Rowland, C. A. The effect of testing versus restudy on retention: A meta-analytic review of the testing effect. *Psychological Bulletin* **140**, 1432–1463 (2014).
- [17] Procop, G. W., McCarthy, T., Schlinsog, A. & Ghofrani, M. A comparison of free-response and multiple-choice questions on the american board of pathology primary certification examinations. *Academic Pathology* **13**, 100248 (2026).
- [18] Sheaffer, E. A. & Addo, R. T. Pharmacy student performance on constructed-response versus selected-response calculations questions. *American Journal of Pharmaceutical Education* **77**, 6 (2013).
- [19] Singh, S. *et al.* The pitfalls of multiple-choice questions in generative ai and medical education. *Scientific Reports* **15** (2025).
- [20] Cocchieri, A., Ragazzi, L., Tagliavini, G. & Moro, G. *Remedqa: Are we done with medical multiple-choice benchmarks?* Proceedings of the 19th Conference of the European Chapter of the Association for Computational Linguistics (Volume 1: Long Papers), 2706–2738 (Association for Computational Linguistics, 2026).
- [21] Croxford, E. *et al.* Evaluating clinical ai summaries with large language models as judges. *npj Digital Medicine* **8** (2025).
- [22] Chen, Y., Wen, B. & Zulkernine, F. A multiagent summarization and auto-evaluation framework for medical text: Development and evaluation study. *JMIR AI* **4**, e75932–e75932 (2025).
- [23] Bowman, S., Feng, S. & Panickssery, A. *Llm evaluators recognize and favor their own generations*. Advances in Neural Information Processing Systems 37, NeurIPS 2024, 68772–68802 (Neural Information Processing Systems Foundation, Inc. (NeurIPS), 2024).

- [24] Ackerman, C. & Panickssery, N. Inspection and control of self-generated-text recognition ability in llama3-8b-instruct (2024).
- [25] Google DeepMind. Gemini 3 flash – model card. <https://deepmind.google/models/model-cards/gemini-3-flash/> (2025).
- [26] Landis, J. R. & Koch, G. G. The measurement of observer agreement for categorical data. *Biometrics* **33**, 159–174 (1977).
- [27] Gemma Team, Google DeepMind. Gemma 3 technical report (2025).
- [28] Qwen Team, Alibaba Group. Qwen3 technical report (2025).
- [29] Krippendorff, K. Computing krippendorff’s alpha-reliability. Technical report, University of Pennsylvania (2011).
- [30] Gemini Team, Google DeepMind. Gemini 2.5: Pushing the frontier with advanced reasoning, multimodality, long context, and next generation agentic capabilities (2025).
- [31] OpenAI. Gpt-5 system card (2025).
- [32] OpenAI. Gpt-5.4 thinking system card. <https://openai.com/index/gpt-5-4-thinking-system-card/> (2026).
- [33] Bundesministerium der Justiz. Approbationsordnung für Ärzte (Äappro). [https://www.gesetze-im-internet.de/\\_appro\\_2002/](https://www.gesetze-im-internet.de/_appro_2002/) (2002). Zuletzt geändert durch Art. 1 V v. 12.1.2023 (BGBl. 2023 I Nr. 18).
- [34] Ankizin Project Team. Ankizin: Offene karteikarten für das medizinstudium. <https://ankizin.de> (2024). Accessed: 2026-05-18.
- [35] Kong, A. *et al.* *Better zero-shot reasoning with role-play prompting*. Proceedings of the 2024 Conference of the North American Chapter of the Association for Computational Linguistics: Human Language Technologies (Volume 1: Long Papers), 4099–4113 (Association for Computational Linguistics, 2024).
- [36] Li, C. *et al.* Large language models understand and can be enhanced by emotional stimuli (2023).
- [37] Davis, J., Van Bulck, L., Durieux, B. N. & Lindvall, C. The temperature feature of chatgpt: Modifying creativity for clinical research. *JMIR Human Factors* **11**, e53559 (2024).
- [38] Kim, S. *et al.* Prometheus: Inducing fine-grained evaluation capability in language models (2023).

- [39] Bosma, M. *et al.* *Chain-of-thought prompting elicits reasoning in large language models*. Advances in Neural Information Processing Systems 35, NeurIPS 2022, 24824–24837 (Neural Information Processing Systems Foundation, Inc. (NeurIPS), 2022).
- [40] Byrt, T., Bishop, J. & Carlin, J. B. Bias, prevalence and kappa. *Journal of Clinical Epidemiology* **46**, 423–429 (1993).