

The Quantum Statistical Approach to Parton Distributions upgraded with recent experimental data

Claude Bourrely

*Centre de Physique Théorique, CNRS,
Marseille, Université de Toulon, France*

(Dated: July 2, 2026)

Abstract .

The Quantum Statistical Parton Model has been successful over the years to explain a great set of unpolarized and polarized experimental data. With the advent of the Marathon and SeaQuest experiments an upgraded version is required to maintain the validity of the model. Moreover, in order to clarify the role of the thermodynamical potentials, the main parameters of the model, we examine the variation of the proton and the neutron entropy with the potentials.

I. INTRODUCTION

The Quantum statistical parton model has a long history which begins with an unpolarized version [1].

Since the origin of the Quantum statistical parton distribution functions including polarized effect (QSM) is based on Pauli principle which implies a Fermi-Dirac statistics for the fermions and a Bose-Einstein for the gluon was widely used to explain a great number of results obtained with unpolarized and polarized experiments. The first version [2] published in the year 2002 contains already the basic elements of a simplified formulation, for instance the simultaneous treatment of the evolution of unpolarized and polarized parton distribution functions (PDFs). At this stage we would like to stress that our model is based on parton helicity distributions, not on two separated sets of parameters for unpolarized and polarized distributions as it occurs in standard (PDFs) models. In the version [2] the simplified expression of the strange quark and the polarized gluon expressions are not adapted to describe certain polarized processes.

Nevertheless, we have obtained a striking result, the ratio \bar{d}/\bar{u} increases at large Bjoken

x and $Q^2 = 54\text{GeV}^2$ in contradiction with the result of the E866 NuSea experiment [6] which showed a decrease, one can notice that at that time all the parton models were in agreement with these data. This property of the (QSM) to show an increase comes from the constraint due to a simultaneous fit of unpolarized and polarized data. To conclude we had to wait 17 years and the result of the E906 experiment [7] to confirm our original result.

After this first version of the model was released plenty of new experiments have been performed leading us to build a modified version of the (QSM) with a more general (PDFs) expressions in order to describe these great set of unpolarized and polarized data [4]. We succeeded in the year 2015 to achieve this project a second version 'BS15' of the (QSM) model is published in the year 2015. To give an idea of the results, 2042 unpolarized and polarized experimental data points were fitted at NLO with a good accuracy of a $\chi^2/pt = 1.276$.

Later on, new measurements have been obtained by Marathon, SeaQuest, and STAR collaborations, [11][14][50], so in order to maintain the quality of the (QSM) a new fit is made and the parameters values are given. The results of the fit are presented in different figures. In sec. 4, some comparison of statistical model predictions with experimental data are shown. In sec. 5, The Isospin Asymmetry in the proton sea measured by the SeaQuest experiment is compared with the statistical model. Sec. 6 is devoted to the Spin Asymmetry with the prediction of the (QSM). Sec. 7 presents the calculation of the proton and neutron entropy and a search for an optimum associated with the thermodynamical potentials is performed.

II. DEFINITIONS OF THE QUANTUM STATISTICAL PARTON DISTRIBUTIONS

The fermion distributions for the quarks q and \bar{q} are given by the sum of two terms, a quasi Fermi-Dirac function also called the non diffractive part which is helicity dependent and a helicity independent diffractive contribution:

$$xq^h(x, Q_0^2) = \frac{A_q X_{0q}^h x^{b_q}}{\exp[(x - X_{0q}^h)/\bar{x}] + 1} + \frac{\tilde{A}_q x^{\tilde{b}_q}}{\exp(x/\bar{x}) + 1}, \quad (1)$$

$$x\bar{q}^h(x, Q_0^2) = \frac{\bar{A}_q (X_{0q}^{-h})^{-1} x^{\bar{b}_q}}{\exp[(x + X_{0q}^{-h})/\bar{x}] + 1} + \frac{\tilde{A}_q x^{\tilde{b}_q}}{\exp(x/\bar{x}) + 1}, \quad (2)$$

defined at the input energy scale $Q_0^2 = 1\text{GeV}^2$. We note that the diffractive term is absent in the polarized quark helicity distributions $\Delta q = q^{h=+} - q^{h=-}$ and also in the quark valence contribution $q - \bar{q}$.

In Eq. (1) the multiplicative factors X_{0q}^h in the numerator and in Eq. (2) $(X_{0q}^{-h})^{-1}$ in the denominators of the non-diffractive parts of the q 's and \bar{q} 's come in fact from the extension of the statistical model to the transverse momentum dependence TMD-PDFs [3]. The parameter \bar{x} plays the role of a *universal temperature*.

The parameters X_{0q}^{\pm} are the two *thermodynamical potentials* of the quark q , with helicity $h = \pm$. They represent the fundamental characteristics of the (QSM) model that we call now the B26 version to separate it from the previous BS15 version. Although we consider light quarks for the moment, these formulas are valid for the 6 flavors. The difference with the previous (QSM) version BS15 relies on the parameters A_q and b_q which are now different for the u, d quarks introducing two more parameters.

One would like to stress that a fit of the statistical model determine the parameters of the non diffractive unpolarized component $q_{ND} = q^+ + q^-$. The evolution at larger Q^2 will produce different unpolarized and polarized PDFs. The HOPPET evolution program [8] allows us to compute simultaneously in the fitting process the unpolarized and polarized parton distributions which imposes a strong constraint on the parameters. Let us remark that the unpolarized quark contains in addition a diffractive contribution absent in the polarized ones.

For a given flavor q the corresponding quark and antiquark distributions involve the free parameters, X_{0q}^{\pm} , A_q , \bar{A}_q , \tilde{A}_q , b_q , \bar{b}_q and \tilde{b}_q , whose active number is reduced when the valence sum rule is imposed, $\int (q(x) - \bar{q}(x))dx = N_q$, where $N_q = 2, 1, 0$ for u, d, s , respectively.

The other free parameters are $\tilde{A}_u = \tilde{A}_d$, $b_u = b_d$, $\bar{b}_u = \bar{b}_d$ and $\tilde{b}_u = \tilde{b}_d$.

For the strange quark and antiquark distributions, the simple choice is the one made in Ref. [4]. For the gluons one considers the black-body inspired expression

$$xG(x, Q_0^2) = \frac{A_G x^{b_G}}{\exp(x/\bar{x}) - 1}, \quad (3)$$

a quasi Bose-Einstein function, with b_G being the only free parameter, since A_G is determined by the momentum sum rule. In our earlier work [2] we were assuming that, at the input energy scale, the polarized gluon distribution vanishes, so it was set to

$$x\Delta G(x, Q_0^2) = 0. \quad (4)$$

However, as a result of the present analysis of a much larger set of very accurate unpolarized and polarized DIS data, one must give up this simple form. A new expression is assumed:

$$x\Delta G(x, Q_0^2) = \frac{\tilde{A}_G x^{\tilde{b}_G}}{(1 + c_G x^{d_G})} \cdot \frac{1}{\exp(x/\bar{x} - 1)}. \quad (5)$$

It is clear that we don't have a serious justification of the functional form of Eq. 5. The above expression shows that it is strongly related to $G(x, Q_0^2)$ and therefore constructed by means of a Bose-Einstein distribution with zero potential. Actually since $\Delta G(x, Q_0^2) = P(x)G(x, Q_0^2)$ a simpler expression would be $P(x) = Ax^b$, but an additional term in the denominator is needed in order to get a reasonable fit of the polarized DIS data. Also to insure that positivity is satisfied we must have $|P(x)| \leq 1$, which is automatically fulfilled by construction. An other justification of the polarized gluon expression is given by the calculation of the jet asymmetry A_{LL}^{jet} [12]. An equivalent situation is observed in the calculation of this asymmetry with polyninomial polarized gluon [13].

III. THE STATISTICAL MODEL FIT OF EXPERIMENTAL DATA

The experimental data used in the fit are listed in tables 1 and 2 of Ref. [4] [16]-[73] completed with the ratio results $F2N/F2P$ of the Marathon experiment [11] and the ratio $\sigma(pd)/\sigma(pn)$ measured by SeaQuest [49, 50], the other functions given by SeaQuest are deduced from this ratio, they will be discussed in the next section.

These results characterize an excellent fit of the global data including Marathon and

Table I: Summary of the fit results

	χ^2	χ^2/pt
B26 (2206 pts)	3208	1.45
F2N/F2P (22 pts)	20.1	0.96
$\sigma(pd)/\sigma(pn)$ (6 pts)	10	1.66

Sea-Quest data, and as a consequence justify the expressions of these partons distribution functions.

For information a list of the parameters values read:

$$A_u = 2.2749, \bar{A}_u = 0.18045, b = 0.5025, \quad (6)$$

$$A_d = 2.6272, \bar{A}_d = 0.4053, \quad (6)$$

$$\bar{b}_q = 0.7944, \tilde{A} = 0.1490, \tilde{b} = 0.0328, \bar{x} = 0.10315. \quad (7)$$

and four u, d potentials

$$X_{0u}^+ = 0.43378, X_{0u}^- = 0.31409,$$

$$X_{0d}^+ = 0.17173, X_{0d}^- = 0.3008. \quad (8)$$

The other parameters read:

$$A_s = 26.6192, b_s = 0.14115, \bar{A}_s = 0.02373,$$

$$\bar{b}_s = 3.9503, \tilde{A}_s = 10.2769, \tilde{b}_s = 19.2161, \quad (9)$$

$$(10)$$

$$X_{0s}^+ = 0.00462, X_{0s}^- = 0.011898. \quad (11)$$

Finally, in the gluon sector, the following parameters are obtained:

$$A_G = 26.6192, b_G = 0.9900, \tilde{A}_G = 164.7831$$

$$\tilde{b}_G = 0.06268, c_G = 0.006, d_G = 5.4209. \quad (12)$$

The fitted ratio $F2n(x, Q^2)/F2p(x, Q^2)$ measured by Marathon [11] and the SeaQuest fitted

Table II: Comparison of the χ^2 predicted by BS-15 and the fit of the version B-26

	B-26 χ^2	BS-15 χ^2
F2N/F2P (22 pts)	20.1	183
$\sigma(pd)/\sigma(pn)$ (6 pts)	10	16.5

ratio $\sigma_{pd}/2\sigma_{pp}$ are plotted in Fig. 1 and summarized in Table II.

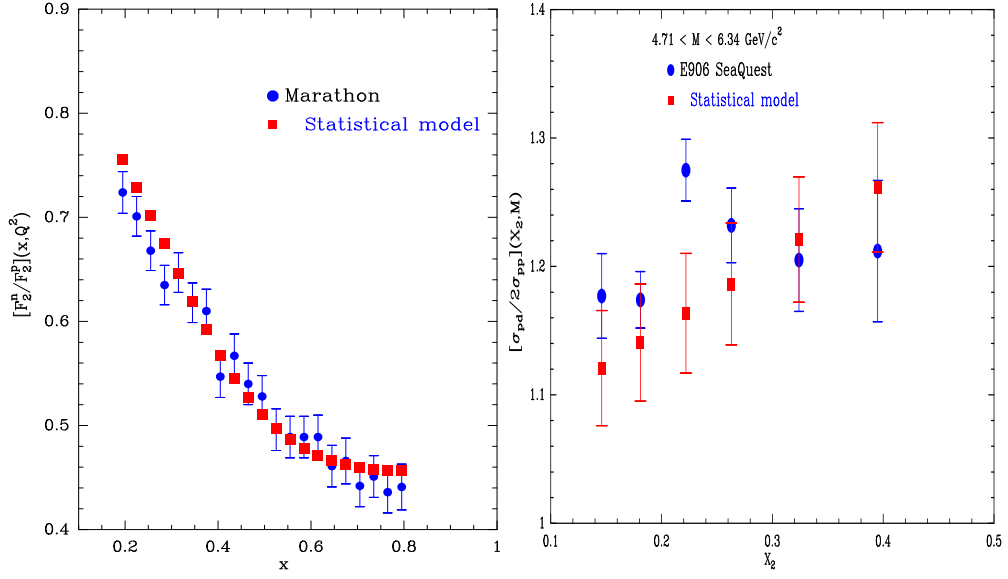


Figure 1: Left: Plot of the ratio $F2n(x, Q^2)/F2p(x, Q^2)$ for each couple (x, Q^2) defined by the MARATHON data [11], blue circles, the red squares are the fitted values. Right: the fitted cross section ratio $\sigma_{pd}/2\sigma_{pp}$.

IV. PREDICTIONS OF EXPERIMENTAL DATA WITH THE STATISTICAL MODEL

In this section some significant figures illustrate the properties of the statistical model. Parton distributions are plotted in Fig. 2. In the polarized case two different structure

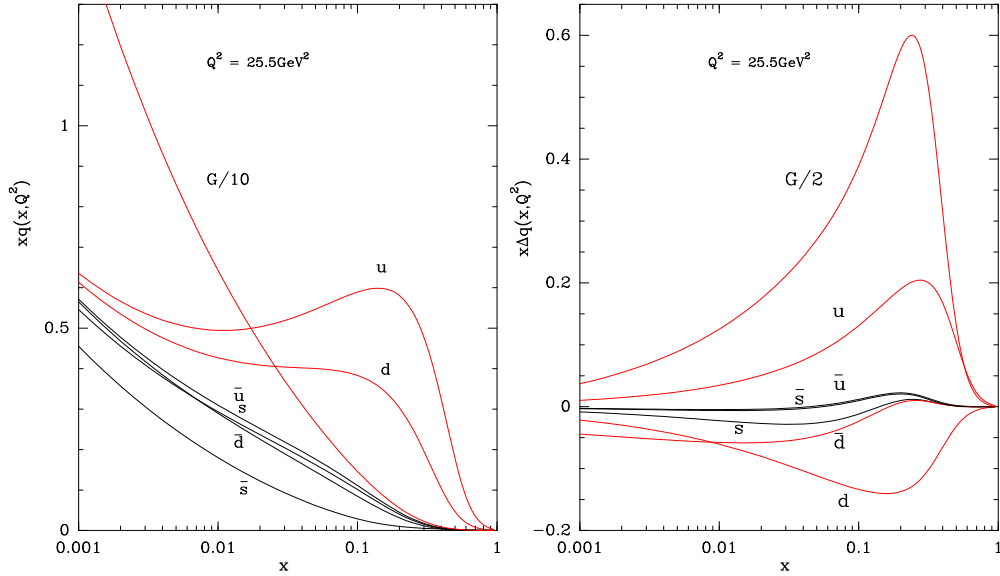


Figure 2: Left: Plot of the unpolarized PDFs Righth: Plot of the polarized PDFs at $Q^2 = 25.5\text{GeV}^2$

functions $g_{1p, n}(x, Q^2)$ are shown making in evidence the simultaneous possibility to handle unpolarized and polarized processes.

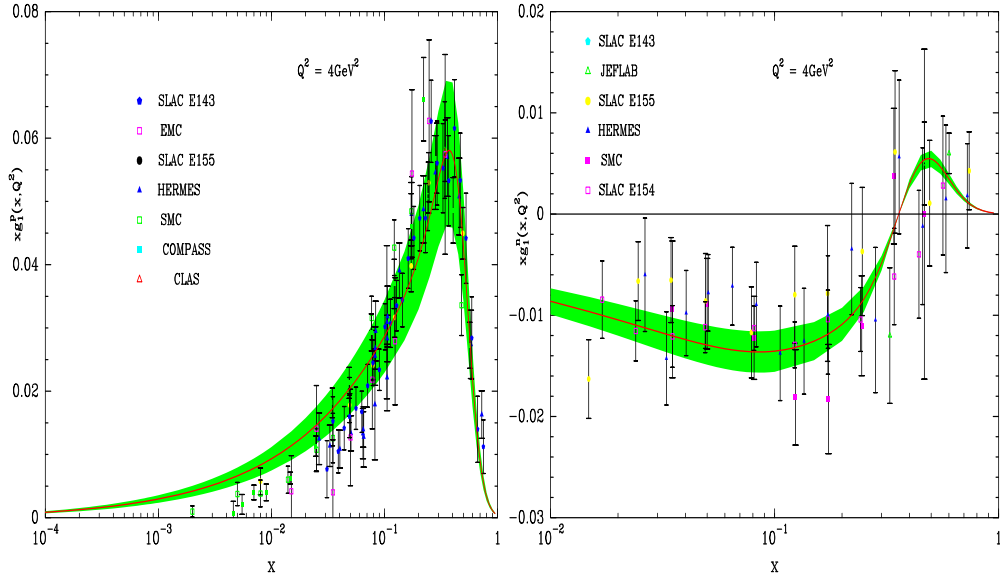


Figure 3: Left: Plot of the polarized structure function $g_1^p(x, Q^2 = 4\text{GeV}^2)$, Right: Plot of the polarized structure function $g_1^n(x, Q^2 = 4\text{GeV}^2)$

V. THE ISOSPIN ASYMMETRY IN THE PROTON SEA MEASURED BY THE SEAQUEST EXPERIMENT

The SeaQuest experiment [14, 15] has measured the isospin asymmetry. They also give an estimate of the moments (see Table VIII of ref. [49])

$$\int_{0.13}^{0.45} [\bar{d}(x) - \bar{u}(x)] dx = 0.0159 \quad (13)$$

the calculation of this moment with (QSM) gives 0.0128 and

$$\int_{0.13}^{0.45} x[\bar{d}(x) - \bar{u}(x)] dx = 0.00318 \quad (14)$$

the calculation of this moment with (QSM) gives 0.00267, these two (QSM) results are perfectly compatible with the experimental data taking into account the experimental errors. In the following figures our excellent results are compared with their data: To conclude this

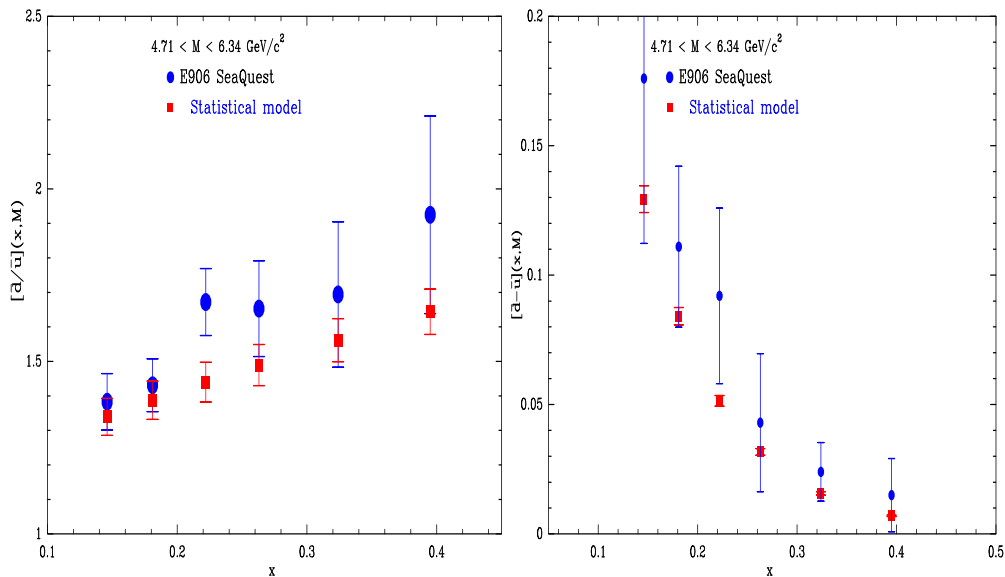


Figure 4: Left: $[\bar{d}/\bar{u}]$, Right: $[\bar{d} - \bar{u}]$, blue circles SeaQuest data. red squares statistical model.

section, the statistical model gives an excellent description of the Sea-Quest experimental data.

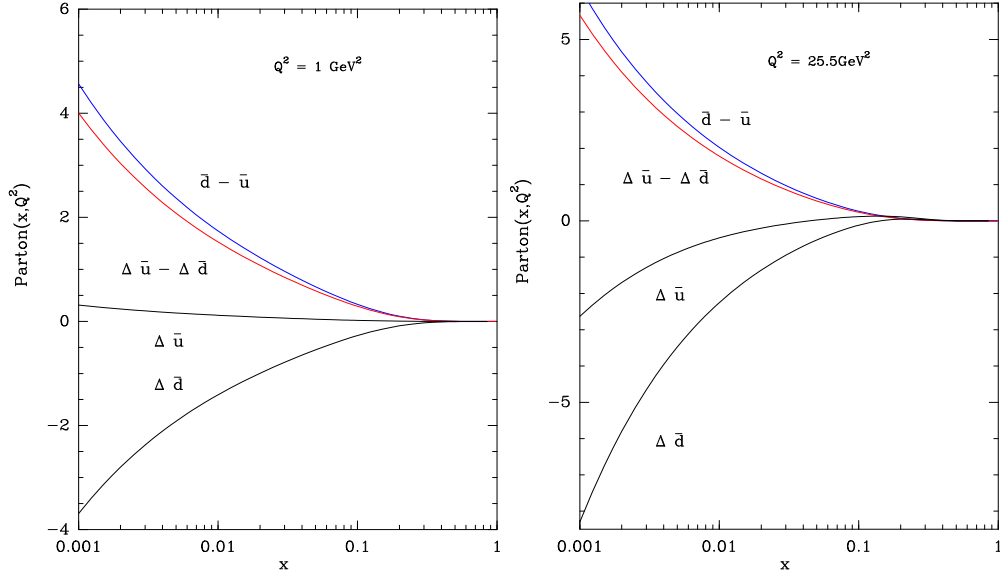


Figure 5: Left: Plot of the inequalities between polarized and unpolarized structure functions, at $Q^2 = 1\text{GeV}^2$. $\Delta\bar{d} < 0 < \Delta\bar{u} < \Delta\bar{u} - \Delta\bar{d} < \bar{d} - \bar{u}$ at the input scale. Right: plot of the inequalities at $Q^2 = 25.5\text{GeV}^2$.

Table III: Comparison of the χ^2 predicted by BS-15 and the fit of the version B-26

	B-26 χ^2	BS-15 χ^2
$\bar{d} - \bar{u}$ (6 pts)	6.7	0.46
\bar{d}/\bar{u} (6 pts)	0.15	8

VI. THE SPIN ASYMMETRY IN A PROTON MEASURED BY STAR EXPERIMENT

Finally we consider the process $\vec{p}p \rightarrow W^\pm + X \rightarrow e^\pm + X$, where the arrow denotes a longitudinally polarized proton and the outgoing e^\pm have been produced by the leptonic decay of the W^\pm -boson. The parity-violating asymmetry is defined as

$$A_L = \frac{d\sigma_+ - d\sigma_-}{d\sigma_+ + d\sigma_-}. \quad (15)$$

Here σ_h denotes the cross section where the initial proton has helicity h .

A_L was measured recently at RHIC-BNL [14] and the results are shown in Fig. 6. The W^- asymmetry is very sensitive to the sign and magnitude of $\Delta\bar{u}$, so this is another successful result of the statistical approach.

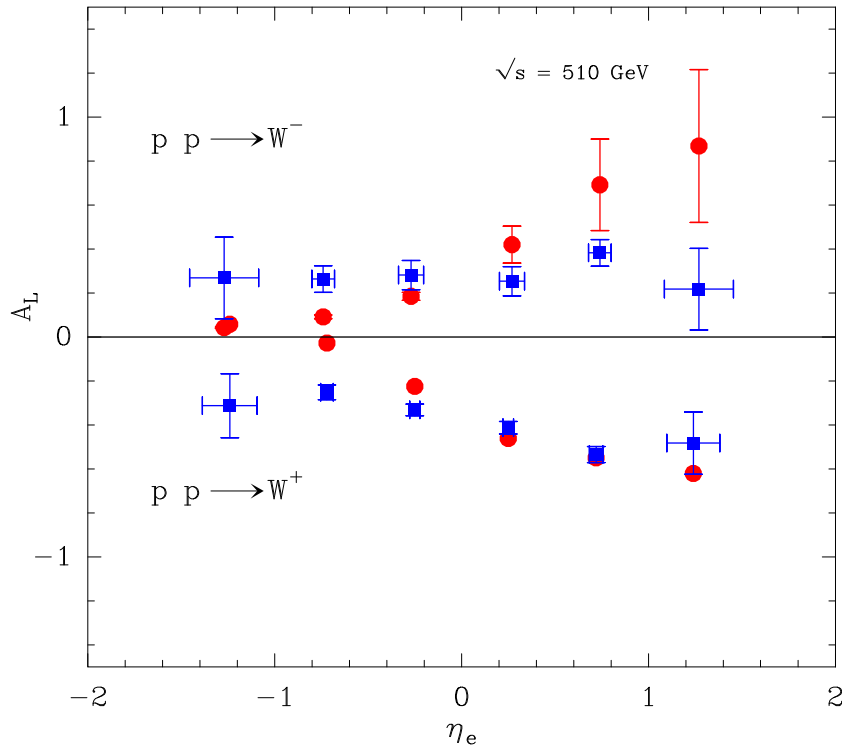


Figure 6: The measured helicity asymmetries A_L for charged-lepton production at BNL-RHIC from STAR [14], through production and decay of W^\pm -bosons versus η_e the charged-lepton rapidity.

VII. THE PROTON ENTROPY AND THE NATURE OF A PRODUCED OPTIMUM

An attempt to explore a new property of the unpolarized PDFs is made by the calculation of a physical quantity like the entropy. The entropy can be calculated according to the definition given in Ref. [5] Eq. (16)

$$E(Q^2, x) = - \sum_i [xq_i(Q^2, x) \ln(xq_i(Q^2, x)) + (1 - xq_i(Q^2, x)) \ln(1 - xq_i(Q^2, x))] , \quad (16)$$

where the sum runs over the quark components. One first remark that the vanishing of $xq_i(Q^2, x)$ for $x = 1$, implies that $E(Q^2, x) = 0$ in this limit. A proposal to compute the entropy for the states generated by the quarks constituents of the proton, the neutron and the antiproton wich correspond to the states $|2u + d \rangle$, $|u + d + s \rangle$ and $|2\bar{u} + \bar{d} \rangle$, at a fixed $Q^2 = 10\text{GeV}^2$ as a function of x is shown in Fig. 7. The first state is largely dominant over the last ones which seems to reflect the importance of matter over anti-matter.

The curves shown in Figure 7 have been calculated with the values of the potentials obtained from a fit of experimental data discussed above, then a question arises, what is the origin of these values, does exist a possibility to obtain them independently of experimental data? In the PDFs formulas described above we have introduced the following parameters: a normalization A , a power b of the variable x , a temperature \bar{x} and the potentials. For a matter of simplification in the calculation let us assume that the following parameters A , b , \bar{x} are held fixed to their actual values and consider now only the potentials as free parameters which will be determined from a calculation of the optimal value of the entropy (16) for a given value of x and Q^2 . In complete generality all the parameters of the model should have been considered as free, but due the complexity of the computation we restrict our search only to the six potentials defined as the master parameters of the model. For this purpose one considers $E(Q^2, x)$ given by Eq. (16) as an *objective function* which depends on u , d , s quarks subjects to the constraints due to sum rules

$$0 < X_{0q}^h < 1, \quad \int u_v(x)dx = 2, \quad \int d_v(x)dx = 1, \quad (17)$$

$$\Delta u(x) \geq 0, \quad \Delta d(x) \leq 0, \quad \Delta s(x) \leq 0, \quad (18)$$

$$\int (xu(x) + xd(x) + xs(x))dx \leq 1, \quad \int (s(x) - \bar{s}(x))dx = 0. \quad (19)$$

The goal is to solve the sytem of equations (16)-(19) with respect to the thermodynamical

potentials (supposed to be unknown) associated with u , d and s . The optimization is performed with the NLOPT software [9], which involves an objective function, some constraints and their gradients with respect to the parameters. In addition, to confirm the results a brute-force method is also applied, it consists to find the maximum of the entropy by varying the parameters in a range defined as $\pm 50\%$ of the fitted parameters values.

At the fixed $Q^2 = 10\text{GeV}^2$ a set of 20 x values in the range $10^{-3} < x < 1$ are selected, the solutions for the optimal entropy are shown in Fig. 7 as circles for the state $|2u + d\rangle$, and squares for the state $|u + d + s\rangle$, one observes that their values are close to the solids curves. These results show that the parameters obtained by this method have the same values (with an error around 2%) as the original ones obtained from a data fit, so the entropy obtained from experimental data satisfies an optimal principle. suite

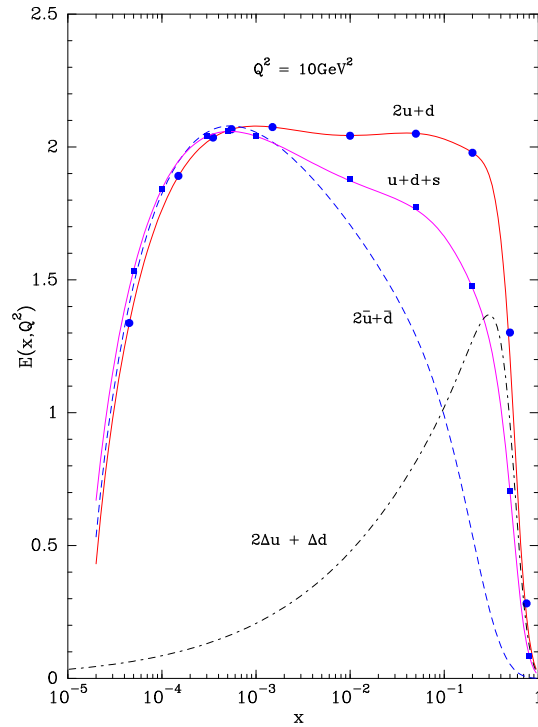


Figure 7: Entropy at $Q^2 = 10\text{GeV}^2$ as a function of x for the states $|2u + d\rangle$, $|u + d + s\rangle$, $|2\bar{u} + \bar{d}\rangle$ and $|2\Delta u + \Delta d\rangle$, calculated with the experimental parameters. The optimal solutions of the entropy correspond to circles for $|2u + d\rangle$, and squares for $|u + d + s\rangle$.

One can envisage also to compute the entropy of a polarized state $|2\Delta u + \Delta d\rangle$, in this case there is a the difficulty which comes from the fact that to polarize, for instance, a proton one needs to apply a strong magnetic field, so there is coupling between the proton

and an external field which introduces a complicated situation for the computation of the entropy because one has to disentangle the contribution coming from the external field and the other from the state itself. Nevertheless, in Fig. 7 the resulting entropy is drawn with a dash-dotted curve, the values are much smaller than in the case of an unpolarized proton where the situation is more clear because the proton can be considered as in a free state. As a conclusion the calculation of the entropy obtained in an independent way from experiment has a consequence that the quarks PDFs obtained from a fit correspond to a maximum entropy principle, so the structure functions must share in some way the same property. It is known that the entropy is sometimes associated with the disorder of a system and increases with energy.

A comparison of the optimum calculated entropy with experiment is not easy to carry out, so an other test can be made with the structure functions. Using the same method as above, by considering again the thermodynamical potentials as free parameters in a certain range of values and search a maximum for the structure functions F_2^p and g_1^p at a fixed x and Q^2 . One finds that the maximum is obtained when the potentials values are those obtained from the fit, so the following approximated relations are derived

$$F_2^p \text{ optimum} = F_2^p \text{ fit} = F_2^p \text{ experimental}, \quad (20)$$

with the same relation for g_1^p . In the above results the quark distributions are the essential source of information to obtain an optimum such a property should be reflected in the quarks themselves.

One may consider that a true optimization is obtained when all the parameters are free to participate to the calculations of the optimization, here only the thermodynamical potentials are involved, so one may consider that this restriction can give a reasonable approach to an optimization process because the potentials are the dominant parameters. Practically, in order to produce a true optimization one needs first a multi-dimensional optimization software, second a very powerfull computer to handle this kind of calculation. [74]

VIII. CONCLUSION

The version of the Quantum Statistical model presented here is deduced from the 2015 approach by a slight modification of the normalization factor of u , d quarks. The fit of

experimental data made with the present statistical parton model defined at an input scale $Q^2 = 1 \text{ GeV}^2$ has produced values of the structure functions which are in good agreement with data and in a limited sense are optimal functions with respect to the values of some main parameters, precisely the thermodynamical potentials. In some sense one can expect that “any new” experimental unpolarized or polarized measured structure functions data could also be optimal as they agree with the prediction of the statistical model values.

All the results described in this approach give a strong support to the Quantum Statistical Parton Model in this improved formulation, so there is no need to work with an approximated PDFs expressions just for one specific process.

In the present work only light quarks are considered but the PDFs expressions so far defined can be easily extended to the heavy quarks, c , b , t which are involved in LHC experiments. Also do not forget that the knowledge of unpolarized helicity PDFs allows us to deduce in a very efficient approximated way the polarized ones and so it is able to predict the values of polarized structure functions.

Acknowledgement

I thank Prof. Jen-Chieh Peng for interesting discussion on the SeaQuest results. I am redevable to Prof. Daniel Gandolfo of the Toulon Université of efficient help on computing facilities.

-
- [1] R.S. Bhalerao, Phys. Lett. **B 380** (1996) 1
 - [2] C. Bourrely, F. Buccella and J. Soffer, A statistical approach for polarized parton distributions, Eur. Phys. J. **C23** (2002) 187
 - [3] C. Bourrely, F. Buccella, J. Soffer, Mod. Phys. Lett. **A 21** (2006) 143
 - [4] New developments in the statistical approach of parton distributions: tests and predictions up to LHC energies; C. Bourrely and J. Soffer, Nucl. Phys. **A941** (2015) 307
 - [5] J. Cleymans and D. Worku, Eur. Phys. J. A **48**, 160 (2012), arXiv:1203.4343 [hep-ph].
 - [6] FNAL E866 Collaboration, J.C. Peng *et al.*, Phys. Rev. **58** (1998) 092004, R.S. Towell *et al.*, Phys. Rev. **64** 2001) 052002.
 - [7] FNAL E906 SeaQuest collaboration, J. Dove *et al.*, Phys. Rev. C **108** (2023) 035202

- [8] G.P. Salam and J. Rojo, *Comput. Phys. Commun.* **180**, 120 (2009) (arXiv:0804.3755 [hep-ph])
- [9] S.G. Johnson, <http://ab-initio.mit.edu/wiki/index.php/NLopt>
- [10] C. Bourrely, F. Buccella, W. C. Chang, D. Di Bario, P. H. Frampton, J. C. Peng, *Nuc. Phys. A* **1067** (2026) 123300
- [11] MARATHON experiment, D. Abrams *et al.*, *Phys. Rev. Lett.* **128**, 132003 (2022)
- [12] C. Bourely, J. Soffer, *Phys. Lett. B* **740** (2015) 168
- [13] D. de Florian, R. Sassot, M. Stratmann, W. Vogelsang, *Phys. Rev. Lett.* **113** (2014) 012001
- [14] J. Adam *et al.*, *Phys. Rev. D* **99** (2019) 051102
- [15] L. Adamczyk *et al.*, *Phys. Rev. Lett.* **113** (2014) 072501
- [16] U.K. Yang *et al.*, CCFR/NuTeV Collaboration, *Phys. Rev. Lett.* **87** (2001) 251802
- [17] M. Tzanov *et al.* (NuTeV Collaboration), *Phys. Rev. D* **74**, 012008 (2006)
- [18] G. Onengut *et al.* (CHORUS Collaboration), *Phys. Lett. B* **632**, 65 (2006)
- [19] R. Adams *et al.* (E665 Collaboration), *Phys. Rev. D* **54**, 3006 (1996)
- [20] S. Chekanov *et al.* (ZEUS Collaboration), *Eur. Phys. J. C* **21**, 443 (2001)
- [21] F.D. Aaron *et al.* (H1 Collaboration), *Eur. Phys. J. C* **64**, 561 (2009)
- [22] F.D. Aaron *et al.* (H1 Collaboration), *Eur. Phys. J. C* **71**, 1579 (2011)
- [23] M. Arneodo *et al.* (NMC Collaboration) *Nucl. Phys. B* **483**, 3 (1997)
- [24] M. Arneodo *et al.* (NMC Collaboration), *Nuc. Phys. B* **487**, 3 (1997)
- [25] P. Amaudruz *et al.* (NMC Collaboration), *Phys. Rev. Lett.* **66**, 2712 (1991)
- [26] M. Arneodo *et al.* (NMC Collaboration), *Phys. Rev. D* **50**, R1 (1994)
- [27] F.D. Aaron *et al.* (H1 and ZEUS Collaborations), *JHEP* **1001**, 109 (2010)
- [28] F.D. Aaron *et al.* (H1 Collaboration), *Eur. Phys. J. C* **71**, 1579 (2011)
- [29] A. Airapetian *et al.* (HERMES Collaboration), *Phys. Rev. D* **71**, 012003 (2005)
- [30] P.L. Anthony *et al.* (SLAC E155 Collaboration), *Phys. Lett. B* **493**, 19 (2000)
- [31] B. Adeva *et al.* (SMC Collaboration), *Phys. Rev. D* **58**, 112001 (1998)
- [32] P. L. Anthony *et al.* (SLAC E142 Collaboration), *Phys. Rev. D* **54**, 6620 (1996)
- [33] J. Ashman *et al.* (EMC Collaboration), *Phys. Lett. B* **206**, 364 (1988)
- [34] J. Ashman *et al.* (EMC Collaboration), *Nucl. Phys. B* **328**, 1 (1989)
- [35] K. Abe *et al.* (SLAC E143 Collaboration), *Phys. Rev. D* **58**, 112003 (1998)
- [36] M.G. Alekseev *et al.* (COMPASS Collaboration), *Phys. Lett. B* **690**, 466 (2010)

- [37] K. Abe *et al.* (SLAC E154 Collaboration), *Phys. Rev. Lett.* **79**, 26 (1997)
- [38] X. Zheng *et al.* (Jefferson Lab Hall A Collaboration), *Phys. Rev. C* **70**, 065207 (2004)
- [39] D.S. Parno *et al.*, *Phys. Rev. C* **91**, 045506 (2015) arXiv:1406.1207 [nucl-ex]
- [40] K.V. Dharmawardane *et al.* (CLAS Collaboration), *Phys. Lett. B* **641**, 11 (2006)
- [41] A. Airapetian *et al.* (HERMES Collaboration), *Phys. Rev. D* **75**, 012007 (2007)
- [42] V.Yu. Alexakhin *et al.* (COMPASS Collaboration), *Phys.Lett. B* **647**, 8 (2007)
- [43] P.L. Anthony *et al.* (SLAC E155 Collaboration), *Phys. Lett. B* **463**, 339 (1999)
- [44] F. James and M. Roos, CERN Program Library Long Writeup D506 (1994)
- [45] S. Alekhin, J. Blümlein and S. Moch, *Phys. Rev. D* **86**, 054009 (2012) and references therein
- [46] A.D. Martin, W. J. Stirling, R. S. Thorne and G. Watt, *Eur. Phys. J. C* **63**, 189 (2009)
- [47] R.S. Thorne, *Phys. Rev. D* **85**, 054017 (2012)
- [48] K.A. Olive *et al.* (Particle Data Group) *Chin. Phys. C* **38**, 090001 (2014)
- [49] J. Dove (Sea Quest Experiment), *PoS. DIS2019* (2019) 011
- [50] J. Dove *et al.* (Sea Quest Experiment), *Phys. Rev. C* **108** (2023) 035202
- [51] A. Airapetian *et al.* (HERMES Collaboration), *Phys. Rev. D* **75**, 012007 (2007) and Erratum *ibid.*, *D* **76**, 039901 (2007)
- [52] A. Airapetian *et al.* (HERMES Collaboration), *JHEP* **1008**, 130 (2010)
- [53] M. Stolarski (COMPASS Collaboration), preliminary results presented at DIS 2014.
- [54] A. Airapetian *et al.* (HERMES Collaboration), *JHEP* **1105**, 125 (2011)
- [55] J.J. Aubert *et al.* (EMC Collaboration), *Nucl. Phys. B* **259**, 189 (1985)
- [56] A.C. Benvenuti *et al.* (BCDMS Collaboration), *Phys. Lett. B* **223**, 485 (1989)
- [57] M. Arneodo *et al.* (NMC Collaboration), *Nucl. Phys. B* **371**, 3 (1992)
- [58] N. Baillie *et al.* (CLAS Collaboration), *Phys. Rev. Lett.* **108**, 142001 (2012),
Erratum-ibid **108**, 199902 (2012)
- [59] S. Chekanov *et al.* (ZEUS Collaboration), *Phys. Lett. B* **682**, 8 (2009)
- [60] V. Andreev *et al.* (H1 Collaboration), *Eur. Phys. J. C* **74**, 2814 (2014)
- [61] H. Abramowicz *et al.* (ZEUS Collaboration), *Phys. Rev. D* **87**, 052014 (2013)

- [62] F.D. Aaron *et al.* (H1 Collaboration), JHEP 1209, 061 (2012)
- [63] B. Abelev *et al.* (STAR Collaboration), Phys. Rev. Lett. 97, 252001 (2006); see also T. Sakuma, MIT Thesis (2009)
- [64] L. Adamczyk *et al.* (STAR Collaboration), arXiv:1405.5134 [hep-ex].
- [65] V.M. Abazov *etal.* (D0 Collaboration), Phys. Rev. D 85, 052006 (2012)
- [66] B. Abelev *et al.* (ALICE Collaboration), Phys. Lett. B 722, 262 (2013)
- [67] G. Aad *et al.* (ATLAS Collaboration), arXiv:1410.8857 [hep-ex]
- [68] S. Chatrchyan *et al.* (CMS Collaboration), Phys. Rev. D 87, 112002 (2013);
Erratum-ibid, 119902
- [69] L. Adamczyk *et al.* (STAR Collaboration), Phys. Rev. Lett. 113, 072301 (2014)
- [70] T. Aaltonen *et al.* (CDF Collaboration), Phys. Rev. Lett. 102, 181801 (2009)
- [71] V.M. Abazov *et al.* (D0 Collaboration), Phys. Rev. Lett. 112, 151803 (2014)
- [72] G. Aad *et al.* (ATLAS Collaboration), Phys. Rev. 85, 072004 (2012)
- [73] S. Chatrchyan *et al.* (CMS Collaboration), Phys. Rev. D 90, 032004 (2014)
- [74] the tools are not available to the author.