

Effective Color Dipole Approach to Color Transparency in ρ^0 Electroproduction

Tae Keun Choi,^{1,*} Kook-Jin Kong,^{2,†} and Byung-Geel Yu^{2,3,‡}

¹*Department of Physics and Engineering Physics, Yonsei University, Wonju 26493, Korea*

²*Research Institute of Basic Science, Korea Aerospace University, Goyang 10540, Korea*

³*Center for Exotic Nuclear Studies, Institute for Basic Science, Daejeon 34126, Korea*

(Dated: July 7, 2026)

We investigate nuclear transparency in exclusive ρ^0 electroproduction on ^{12}C and ^{56}Fe nuclei within a multi-channel final-state interaction (FSI) framework that explicitly incorporates the kinematic decay length effect (DLE) arising from the short-lived $\rho^0 \rightarrow \pi^+\pi^-$ decay. The conventional DLE and nuclear shadowing mechanisms together remain insufficient to account for the observed Q^2 -dependent enhancement, systematically underestimating the measured transparency throughout the CLAS kinematic range. To address this, we introduce an effective Color Dipole Model (CDM) boundary condition for the initial PLC interaction cross section $\sigma_{\text{h}}(Q^2)$, evaluated through a normalized dipole-weighted $\gamma^* \rightarrow \rho^0$ transition overlap, in place of the purely empirical Quantum Diffusion Model (QDM) ansatz. This CDM-inspired initial condition, combined with the standard linear QDM transport, yields a consistent description of the Q^2 -dependent CLAS data for both targets with an effective in-medium expansion scale $\Delta m^2 = 0.3 \text{ GeV}^2$. The present analysis establishes a quantitative connection between QCD color dynamics and nuclear final-state interactions and provide a systematic framework for studying CT in nuclei.

I. INTRODUCTION

The phenomenon of Color Transparency (CT), a signature prediction of perturbative Quantum Chromodynamics (QCD) in high-energy exclusive nuclear processes, asserts that a hadron can traverse the nuclear medium with reduced attenuation if it is produced in a spatially compact state known as a Point-Like Configuration (PLC) [1, 2]. Because the color dipole moment of a small color-singlet system vanishes with its transverse size, its strong interaction with surrounding nucleons is substantially suppressed—a feature known as color screening [3–5]. Tracking the evolution of this compact system into a fully formed hadron as it propagates through the nucleus provides a unique window into the transition from non-perturbative hadronic degrees of freedom to the fundamental domain of quarks and gluons.

Extensive experimental efforts have sought to establish the onset of CT across various kinematic domains. While clear evidence of CT has been observed in diffractive pion dissociation into di-jets at Fermilab [6] and in exclusive pion electroproduction at Jefferson Lab (JLab) [7, 8], the situation in the baryon sector remains less clear. Recent high-precision data for the $^{12}\text{C}(e, e'p)$ reaction from JLab Hall C showed no indication of CT up to $Q^2 = 14.2 \text{ GeV}^2$ [9], stimulating renewed theoretical discussions regarding the different expansion timescales and configuration dynamics between mesons and baryons.

In the meson sector, exclusive ρ^0 electroproduction on nuclear targets, $A(e, e'\rho^0)A'$, has served as a benchmark for studying CT dynamics. The JLab CLAS collaboration reported a noticeable increase in nuclear trans-

parency with increasing virtuality Q^2 for both ^{12}C and ^{56}Fe targets [10]. However, interpreting these data is complicated by the presence of competing kinematic mechanisms, most notably the Decay Length Effect (DLE) [11, 12]. The DLE arises because the very short lifetime of the ρ^0 meson allows it to decay into a $\pi^+\pi^-$ pair inside the nuclear volume, leading to a momentum-dependent multi-channel absorption. At lower energies, this decay length can be comparable to or smaller than the nuclear radius, leading to a natural variation in the transparency ratio with energy that can mimic the signature of CT.

Several theoretical models have been proposed to analyze the CLAS data. The Kopeliovich-Nemchik-Schmidt (KNS) light-cone dipole approach [13] and the Frankfurt-Miller-Strikman (FMS) semi-classical transport model [11] have attempted to balance the geometric and quantum aspects of the reaction. Nonetheless, drawing a definitive conclusion has been hindered by model-dependent uncertainties, such as the precise modeling of hadronic wave functions and the phenomenological parametrization of the PLC expansion rate.

In this work, we address these challenges by formulating a hybrid theoretical framework that incorporates a Color Dipole Model (CDM) [3, 5] inspired initial boundary condition into a semi-classical multi-channel final-state interaction (FSI) transport description. Within the conventional Quantum Diffusion Model (QDM), a point-like configuration (PLC) is assumed to expand linearly toward its fully formed hadronic state while propagating through the nuclear medium. However, the initial PLC interaction cross section in the standard QDM is determined through a constituent-quark power-law ansatz rather than from the transverse-size distribution selected at the production vertex. The central novelty of the present approach is not a replacement of the QDM transport picture, but a physically motivated determination

* tkchoi@yonsei.ac.kr

† kong@kau.ac.kr

‡ bgyu@kau.ac.kr

of the initial PLC interaction cross section $\sigma_h(Q^2)$ via a dipole-weighted overlap of the γ^* and ρ^0 light-cone wave functions.

The present analysis differs from previous studies in several respects. First, we implement the deuteron wave function obtained from the Paris potential, incorporating the short-range repulsive core and tensor correlations. This provides a realistic treatment of the deuteron structure and a reliable normalization for the transparency ratio T_A/T_D . Second, we explicitly convolve the exponential ρ^0 decay probability with the FSI integrations, so that the DLE is treated as a geometric kinematic effect rather than a correction factor. Third, we demonstrate that an accurate treatment of the DLE is essential: neglecting the DLE leads to a substantial overestimation of the measured transparency, whereas retaining the DLE and nuclear shadowing alone still fails to reproduce the observed Q^2 dependence. Fourth, we determine the effective in-medium expansion scale Δm^2 within the Effective CDM framework through a χ^2 comparison with the CLAS data and subsequently use the same value in the conventional QDM calculation without readjustment.

II. THEORETICAL FRAMEWORK

The exclusive electroproduction of ρ^0 mesons on a nuclear target A is induced by a virtual photon γ^* with four-momentum $q = (k - k')$, where k and k' are the four-momenta of the incident and scattered electrons, respectively. The virtuality of the photon is defined as $Q^2 = -q^2$. The nuclear transparency T_A for exclusive ρ^0 electroproduction is defined as the ratio of the nuclear cross section to the free nucleon cross section scaled by the atomic mass number A . Within the semi-classical Glauber framework, it is expressed as an integral over the impact parameter \mathbf{b} and the longitudinal interaction vertex z :

$$T_A = \frac{1}{A} \int d^2\mathbf{b} \int_{-\infty}^{\infty} dz \rho(\mathbf{b}, z) S_{\text{ISI}}(\mathbf{b}, z) S_{\text{FSI}}(\mathbf{b}, z). \quad (1)$$

Here, $\rho(\mathbf{b}, z)$ denotes the nuclear density distribution normalized to A . $S_{\text{FSI}}(\mathbf{b}, z)$ represents the survival probability of the propagating state against final-state interactions (FSI) as it exits the nuclear medium from the production point (\mathbf{b}, z) , and the factor $S_{\text{ISI}}(\mathbf{b}, z)$ accounts for the initial-state interactions (ISI) of the incident virtual photon propagating through the nuclear medium before the hard scattering vertex. S_{ISI} plays a role in incorporating nuclear shadowing effects, and its formulation closely follows the theoretical framework discussed in Ref. [14]. The initial state shadowing is fixed at $\sigma_{\text{ISI}} = 25$ mb. This value corresponds approximately to the effective vector-meson–nucleon interaction strength employed in Ref. [14]. To mitigate arbitrary normalization uncertainties, the transparency ratio T_A/T_D is constructed by

evaluating the deuteron transparency T_D using the same convolution framework.

A. Nuclear Density Profiles

We utilize a harmonic oscillator (HO) distribution for ^{12}C and a two-parameter Fermi (2pF) profile for ^{56}Fe based on standard electron scattering data. For ^{12}C , the HO density parameters are characterized by a size parameter $a = 1.692$ fm and a fractional parameter $\alpha = 1.082$ [15]. For the heavier ^{56}Fe nucleus, the 2pF profile employs a half-density radius $R = 4.111$ fm and a surface diffuseness parameter $a_0 = 0.558$ fm [16].

For the deuteron ($A = 2$), we employ the Paris potential wave function [17], which incorporates the short-range repulsive core and tensor correlations inherent in the deuteron structure. Compared with simplified deuteron density profiles, the Paris wave function modifies the spatial weighting of short-distance configurations and leads, within the present convolution framework, to a reduced deuteron transparency T_D . Since the nuclear transparency is extracted as the ratio T_A/T_D , the treatment of the deuteron wave function has a direct quantitative impact on the comparison with experimental data. This sensitivity highlights the importance of a realistic description of the deuteron reference state.

The Paris wave function is evaluated numerically using the parameterization of Ref. [17]. The resulting deuteron density is normalized according to $\int d^3r \rho_d(r) = 2$, and the numerical normalization is verified to better than 0.1%.

B. FSI Convolution and the QDM Expansion

The FSI treats the decay position z_d as an explicit convolution integral over the exponential decay probability:

$$S_{\text{FSI}}(b, z) = \int_z^\infty dz_d \left(\frac{1}{l_d} e^{-(z_d - z)/l_d} \right) \times \exp \left[- \int_z^{z_d} \sigma_{\text{eff}}(x, Q^2) \rho(x) dx - \sigma_{\pi\pi} \int_{z_d}^\infty \rho(y) dy \right], \quad (2)$$

where x and y denote the longitudinal paths of the ρ^0 and the pion pair, respectively. l_d is the decay length for $\rho^0 \rightarrow \pi^+\pi^-$. The dynamic decay length in the laboratory frame is formulated as:

$$l_d = \gamma v \tau = \left(\frac{p_\rho}{m_\rho} \right) \left(\frac{\hbar c}{\Gamma_\rho} \right). \quad (3)$$

The decay length l_d is computed dynamically for each Q^2 bin, ensuring a precise geometric representation of the decay kinematics. Within the QDM framework, the PLC expands linearly along its formation length $l_f = 2p_\rho \hbar c / \Delta m^2$, where Δm^2 represents the effective

expansion scale. The dynamically evolving cross-section is written as:

$$\sigma_{\text{eff}}(z, Q^2) = \begin{cases} \sigma_h(Q^2) + [\sigma_{\rho N} - \sigma_h(Q^2)] \frac{z}{l_f}, & z \leq l_f, \\ \sigma_{\rho N}, & z > l_f. \end{cases} \quad (4)$$

Here, the initial effective interaction cross section of the PLC is conventionally estimated from the constituent-quark transverse momentum $\langle k_t^2 \rangle^{1/2} \simeq 0.35$ GeV/c [18], yielding

$$\sigma_h(Q^2) = \sigma_{\rho N} \frac{\langle 4k_t^2 \rangle}{Q^2}. \quad (5)$$

The fully expanded ρ - N cross-section is fixed at $\sigma_{\rho N} = 2.5 \text{ fm}^2$ (25 mb), and the effective pion-pair absorption cross section is set to $\sigma_{\pi\pi} = 5.0 \text{ fm}^2$ (50 mb).

To isolate the role of DLE, additional calculations are performed with the DLE switched off. In this case, the pion-pair interaction is removed by setting $\sigma_{\pi\pi} = 0$, and the decay length is fixed to $l_d = 40$ fm. Since this length substantially exceeds the diameter of even the heaviest nuclei considered here ($2R_A \lesssim 20$ fm), the produced ρ^0 meson effectively decays outside the nucleus, thereby eliminating pion final-state interactions.

C. Effective CDM Boundary Condition

In the traditional QDM, the cross section expands linearly, but the initial PLC effective interaction cross section σ_h is assigned by the purely empirical constituent-quark power-law ansatz of Eq. (5), which lacks a direct connection to the $q\bar{q}$ size distribution actually selected at the production vertex. To establish a more physically grounded initial condition while preserving the geometric transport structure of the linear expansion, we construct a hybrid framework. Rather than assigning $\sigma_h(Q^2)$ through the empirical power-law prescription of Eq. (5), we determine it from the CDM-inspired overlap construction at the production vertex. The evaluated $\sigma_h(Q^2)$ is then substituted directly into Eq. (4) to govern the FSI expansion. This procedure is motivated by the separation of dynamical scales in the reaction: the production vertex is governed by the transverse-size distribution of the compact $q\bar{q}$ configuration, whereas the subsequent in-medium evolution is adequately described by the established semiclassical QDM transport framework.

The Effective CDM is introduced here only at the level of the initial condition. The QDM linear expansion law and all subsequent FSI integrations are unchanged; only the starting value $\sigma_h(Q^2)$ is replaced by the CDM overlap integral defined below. Within this interpretation, the fitted Δm^2 characterizes the effective in-medium expansion rate of the initially compact ρ^0 configuration rather than a literal single-state excitation mass gap.

The effective PLC interaction cross section $\sigma_h(Q^2)$ is defined through a normalized dipole-weighted transition

overlap:

$$\sigma_h(Q^2) = \int d^2r \int_0^1 dz P_{\gamma^* \rightarrow \rho}(r, z; Q^2) \hat{\sigma}_{\text{dip}}^{\text{eff}}(r). \quad (6)$$

Here r denotes the transverse separation of the $q\bar{q}$ dipole and z is the light-cone momentum fraction carried by the quark. The transition-overlap weight is defined by

$$P_{\gamma^* \rightarrow \rho}(r, z; Q^2) = \frac{\Psi_\rho^*(r, z) \Psi_{\gamma^*}(r, z; Q^2)}{\int d^2r \int_0^1 dz \Psi_\rho^*(r, z) \Psi_{\gamma^*}(r, z; Q^2)}, \quad (7)$$

and satisfies the normalization condition

$$\int d^2r \int_0^1 dz P_{\gamma^* \rightarrow \rho}(r, z; Q^2) = 1. \quad (8)$$

Accordingly, $P_{\gamma^* \rightarrow \rho}$ provides a normalized transition-overlap weight that characterizes the transverse dipole configurations selected in the $\gamma^* \rightarrow \rho^0$ production process. It is introduced here as a phenomenological measure of transverse-size selection and should not be interpreted as a genuine quantum-mechanical probability density. Within this construction, Eq. (6) defines an effective interaction cross section associated with the configurations selected at the production vertex, rather than a strict quantum-mechanical expectation value.

The denominator in Eq. (7) removes the overall transition-overlap normalization and isolates the Q^2 -dependent transverse-size filtering effect. In the small- r region relevant at large Q^2 , the virtual-photon wave function behaves approximately as $\Psi_{\gamma^*} \propto Q K_0(\epsilon r)$, with $\epsilon \sim Q$, so that the overlap is dominated by dipole sizes $r \sim 1/Q$. Since $\hat{\sigma}_{\text{dip}}(r) \propto r^2$ for small dipoles, the numerator contains an additional factor $r^2 \sim Q^{-2}$ relative to the denominator. Parametrically, the denominator behaves approximately as Q^{-1} , whereas the numerator acquires an additional suppression factor of $r^2 \sim Q^{-2}$, leading to an overall behavior close to $\sigma_h(Q^2) \propto Q^{-2}$. This behavior is consistent with the power-law scaling of the standard QDM ansatz, Eq. (5).

For longitudinal polarization, the light-cone wave function for the virtual photon is given by [19]:

$$\Psi_{\gamma_L^*}(\mathbf{r}, z; Q^2) = \sqrt{N_c} \frac{e \hat{e}_\rho}{2\pi} \cdot 2z(1-z) Q K_0(\epsilon r), \quad (9)$$

where $N_c = 3$, $\hat{e}_\rho = 1/\sqrt{2}$, and $\epsilon^2 = z(1-z)Q^2 + m_q^2$ with $m_q = 0.14$ GeV. For the ρ^0 meson, we adopt a simplified Gaussian spatial profile motivated by the Boosted Gaussian (BG) framework [20, 21]:

$$\Psi_{\rho_L}(\mathbf{r}, z) = N_L z(1-z) \exp\left(-\frac{r^2}{2R_\rho^2}\right), \quad (10)$$

where $R_\rho = 0.73$ fm is chosen as the vacuum electromagnetic radius and N_L is the normalization constant. This simplified form retains the transverse-size filtering

relevant to the present construction while avoiding the introduction of additional model-dependent parameters

As a robustness check, we have repeated the calculation using the full Boosted Gaussian form, including its z -dependent transverse width and endpoint-suppression structure. The resulting $\sigma_h(Q^2)$ differs from that obtained with the simplified profile by approximately 8–9%, while the corresponding change in the nuclear transparency ratio T_A/T_D remains below 0.5% over the kinematic range considered here. Thus, although the detailed initial effective cross section exhibits a moderate wave function dependence, its impact on the final transparency observable is negligible within the accuracy of the present analysis.

For the dipole-nucleon interaction, we employ a Golec Biernat–Wüsthoff (GBW)-inspired effective dipole cross section [5, 22]:

$$\hat{\sigma}_{\text{dip}}^{\text{eff}}(r) = \sigma_0 \left[1 - \exp\left(-\frac{r^2}{4R_{\text{eff}}^2}\right) \right], \quad (11)$$

where R_{eff} is not interpreted as the saturation radius of the original small- x GBW model, but rather as an effective transverse scale characterizing the onset of color screening in the present intermediate-energy kinematics. In the original GBW parameterization, the transverse scale R_{eff} is x dependent, i.e., $R_0(x) = Q_0^{-1}(x/x_0)^{\lambda/2}$. The Bjorken variable $x = \frac{Q^2 + M_p^2}{W^2 + Q^2 - m_N^2}$ lies approximately in the range $x \simeq 0.1$ – 0.3 for the CLAS kinematics considered here. Since this region is outside the small- x domain in which the original GBW model was constrained, we do not employ its explicit x dependence. Instead, we fix $R_{\text{eff}} = 0.5$ fm, corresponding to a crossover scale $r \sim 2R_{\text{eff}} \sim 1$ fm of typical hadronic size. The normalization $\sigma_0 = 2.3$ fm² is retained as a representative hadronic interaction scale consistent with the original GBW fit [5], without further optimization.

III. RESULTS AND DISCUSSION

All calculations are performed in the laboratory frame using kinematic conditions corresponding to the CLAS experiment of Ref. [10]. The transparency is evaluated using an approximate effective average invariant mass $W = 2.2$ GeV (representing the CLAS experimental range of $W \approx 2.0$ – 2.4 GeV) and momentum transfer in the forward direction ($t \approx t_{\text{min}}$, bounded by $-t \leq 0.4$ GeV²).

In Fig. 1, we examine the capability of purely kinematic and standard nuclear mechanisms to account for the observations. The dotted line displays the transparency obtained when only the kinematic DLE is included, while the solid line additionally includes standard nuclear shadowing effects. Because the CLAS observable is defined as the ratio T_A/T_D , the extracted transparency depends on the treatment of the deuteron reference state.

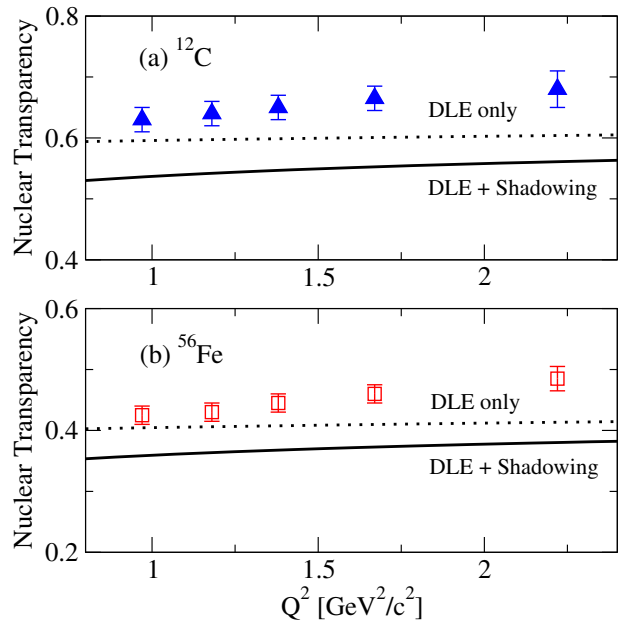


FIG. 1. Nuclear transparency ratio T_A/T_D for ¹²C and ⁵⁶Fe. Upward triangles and squares represent data from the JLab CLAS Collaboration [10]. The dotted line represents the Glauber calculation including only the kinematic Decay Length Effect (DLE), with the deuteron reference state described by the Paris wave function [17]. The solid line displays the calculation where both the DLE and standard nuclear shadowing effects are included.

The realistic Paris wave function therefore provides a reliable normalization for the transparency ratio.

As Q^2 increases, the relativistic decay length l_d increases, reducing the probability of pion absorption inside the nucleus and generating a weak upward trend in both curves. However, this kinematic rise alone is insufficient to explain the steep Q^2 -dependent slope of the CLAS data. Furthermore, the persistent discrepancy suggests that purely geometric mechanisms, including the DLE and standard nuclear shadowing, are insufficient and that an additional dynamical mechanism associated with the reduced interaction strength of compact PLC configurations is required.

Before presenting the nuclear transparency results, it is instructive to examine the effective PLC interaction cross section itself. Figure 2 shows the Q^2 dependence of $\sigma_h(Q^2)$ obtained from the dipole-weighted overlap integral of Eq. (6), together with the conventional QDM ansatz of Eq. (5). The Effective CDM yields a smaller interaction cross section, particularly in the low- and intermediate- Q^2 region relevant to the present CLAS kinematics. This reduction weakens the initial attenuation of the PLC during its propagation through the nuclear medium, thereby enhancing the survival probability of compact configurations.

The physical origin of this difference lies in the distinct specification of the initial PLC boundary condition. The conventional QDM imposes a prescribed $1/Q^2$ de-

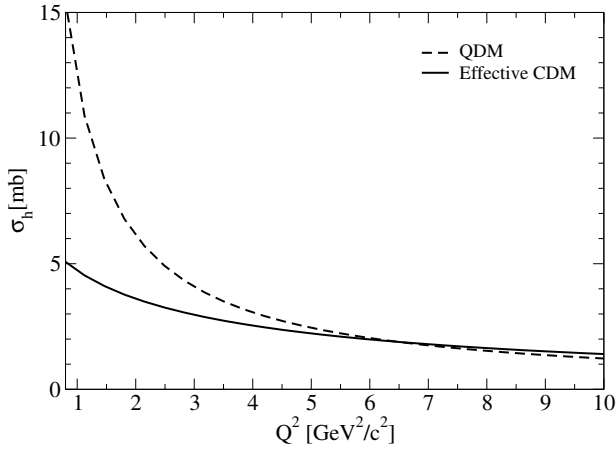


FIG. 2. Effective PLC interaction cross section, $\sigma_h(Q^2)$, as a function of Q^2 . The dashed curve corresponds to the conventional QDM parametrization of Eq. (5), while the solid curve shows the dipole-weighted effective interaction cross section obtained from the Effective CDM overlap integral of Eq. (6). The Effective CDM yields a reduced interaction cross section, particularly at low and intermediate Q^2 , reflecting the preferential selection of compact transverse $q\bar{q}$ configurations in the $\gamma^* \rightarrow \rho^0$ transition.

pendence on the initial PLC interaction cross section, whereas the Effective CDM determines $\sigma_h(Q^2)$ from the transverse-size distribution selected by the production overlap. As shown in Fig. 2, the latter yields a substantially smaller initial interaction cross section over the measured kinematic range while remaining below the fully expanded ρN cross section. This provides a physically consistent PLC boundary condition without altering the subsequent QDM expansion dynamics.

Consequently, the Effective CDM predicts a larger nuclear transparency than the standard QDM. This enhancement reflects the reduced interaction strength associated with the compact transverse configurations selected by the production overlap. Furthermore, the Q^2 -dependent decrease of $\sigma_h(Q^2)$ contributes to the rising Q^2 dependence of the calculated transparency. As seen in Fig. 2, the numerical result approaches an approximate Q^{-2} behavior, consistent with the asymptotic scaling argument following Eq. (6). The extended Q^2 range shown in Fig. 2 is included to illustrate this asymptotic trend beyond the CLAS kinematic region.

To elucidate the role of the CDM boundary condition, Figure 3 displays the calculated transparencies for ^{12}C and ^{56}Fe as a function of Q^2 . The solid lines represent the Effective CDM results and the dashed lines the standard QDM at the same expansion scale, both compared with the CLAS data. The underlying mechanism is straightforward. The CDM boundary condition $\sigma_h(Q^2)$ evaluated via Eq. (6) is governed by the transverse size of the $q\bar{q}$ configuration selected at the production vertex. As Q^2 increases, the virtual photon wave function $\Psi_{\gamma_L^*} \propto K_0(\epsilon r)$ concentrates weight at smaller transverse

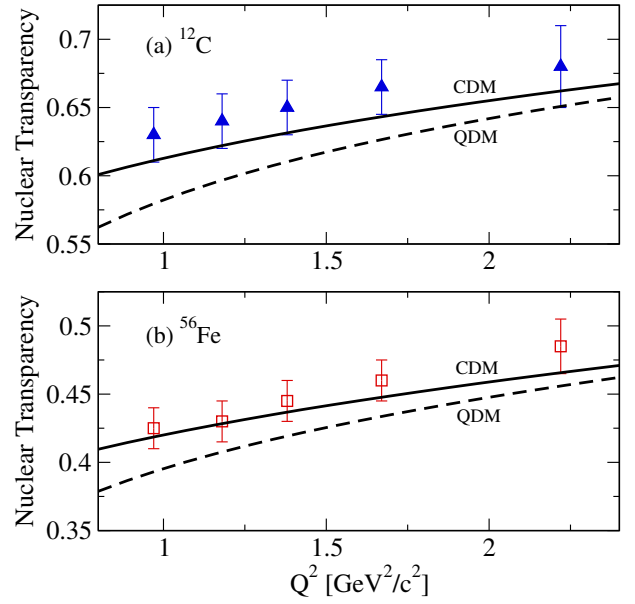


FIG. 3. Nuclear transparency of exclusive ρ^0 electroproduction on ^{12}C and ^{56}Fe as a function of Q^2 within the hybrid Effective CDM framework. The solid lines represent predictions obtained with the Effective CDM boundary condition, while the dashed lines correspond to the standard QDM prescription. For the combined data sets, the Effective CDM provides an improved quantitative description of the data compared with the standard QDM.

separations r . Since $\hat{\sigma}_{\text{dip}} \propto r^2$ at small r , the overlap integral yields a smaller $\sigma_h(Q^2)$ at higher Q^2 , leading to a reduced in-medium attenuation during the early stage of propagation. This overlap-driven modification of the initial attenuation distinguishes the Effective CDM boundary condition from the prescribed $1/Q^2$ scaling of the conventional QDM ansatz and provides the additional Q^2 dependence required to reproduce the observed slope.

The value $\Delta m^2 = 0.3 \text{ GeV}^2$ is obtained within the Effective CDM framework and is subsequently used, without readjustment, in the conventional QDM calculation to isolate the effect of the initial PLC boundary condition.

The fitted value $\Delta m^2 = 0.3 \text{ GeV}^2$ should be interpreted as an effective in-medium expansion scale within the present semi-classical transport framework rather than as a direct identification with a specific ρ' excitation. The extracted value is smaller than those typically adopted in conventional QDM analyses. However, this difference does not imply a smaller physical excitation mass gap. Because the present framework already incorporates a reduced initial PLC interaction through the CDM boundary condition, the fitted expansion scale effectively absorbs residual medium and transport effects. Consequently, the extracted Δm^2 cannot be directly compared with values obtained in standard QDM implementations.

Figure 4 examines the sensitivity of the calculated nu-

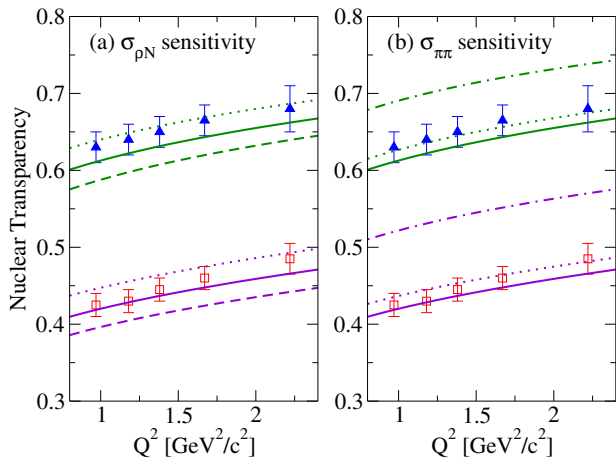


FIG. 4. Sensitivity of the calculated nuclear transparency within the hybrid framework at $\Delta m^2 = 0.3 \text{ GeV}^2$. (a) Dependence on the ρN total cross section, with $\sigma_{\rho N} = 20, 25,$ and 30 mb represented by the dotted, solid, and dashed curves, respectively. (b) Dependence on the effective pion-pair absorption cross section, where $\sigma_{\pi\pi} = 40$ and 50 mb are shown by the dotted and solid curves, respectively. The data points are the CLAS measurements. The dash-dotted curve shown in the right panel corresponds to the calculation with the DLE deactivated.

clear transparency to variations of the effective hadronic cross sections, evaluated at the fitted expansion scale $\Delta m^2 = 0.3 \text{ GeV}^2$. The left panel shows the dependence on the ρ^0 -nucleon total cross section $\sigma_{\rho N}$. The transparency exhibits a noticeable sensitivity to $\sigma_{\rho N}$, reflecting its direct role in the attenuation of the propagating ρ^0 configuration.

The right panel shows the corresponding dependence on the effective pion-pair absorption cross section $\sigma_{\pi\pi}$. Variations in $\sigma_{\pi\pi}$ produce only a modest shift in the overall transparency magnitude without significantly altering its Q^2 dependence. This relatively weak sensitivity arises because the Lorentz boost increases the decay length l_d with increasing Q^2 , causing an increasing fraction of the ρ^0 mesons to decay outside the densest nuclear region and thereby reducing the influence of pion final-state interactions.

To cleanly separate the genuine CT effect from this kinematic background, we also plot the transparency trajectory with the DLE deactivated (dash-dot curve in the right panel). Without the DLE, the theoretical calculations drastically overestimate in the low- Q^2 region. This indicates that while dynamical color expansion drives the high- Q^2 enhancement, a proper treatment of the DLE remains a critical component in establishing the experimental data.

IV. SUMMARY AND CONCLUSION

We have studied nuclear transparency in exclusive ρ^0 electroproduction within a multi-channel FSI framework that simultaneously incorporates the kinematic decay length effect (DLE) and the dynamical expansion of the initially compact ρ^0 configuration. The analysis combines two essential ingredients: an explicit convolution of the ρ^0 decay probability with the FSI propagation, and a CDM-inspired initial boundary condition for the PLC interaction cross section.

The principal finding of this work concerns the role of the initial PLC boundary condition. The standard QDM employs $\sigma_h(Q^2) = \sigma_{\rho N} \langle 4k_t^2 \rangle / Q^2$, a phenomenological power-law prescription for the initial interaction strength. In the present framework, this prescription is replaced by the CDM dipole-weighted overlap integral of Eq. (6), which determines the initial interaction cross section from the transverse-size distribution selected at the production vertex. The subsequent QDM expansion law and all FSI propagation dynamics are otherwise left unchanged.

With this modification, the framework provides a substantially improved description of the Q^2 -dependent CLAS transparency for both ^{12}C and ^{56}Fe . Since the conventional QDM is evaluated at the same effective expansion scale, the improvement isolates the role of the initial PLC boundary condition from changes in the subsequent expansion dynamics. The value $\Delta m^2 = 0.3 \text{ GeV}^2$ should be interpreted as an effective in-medium expansion parameter of the present semi-classical framework rather than as a literal ρ' excitation mass gap.

The present analysis demonstrate that a dipole-based PLC boundary condition, combined with a realistic treatment of the deuteron reference state and the decay kinematics, provides a physically consistent and quantitatively improved description of the available data. More broadly, the results suggest that the microscopic specification of the initial PLC may play a more important role in CT analyses than previously recognized. Future higher-statistics measurements over an extended Q^2 range will be essential for disentangling the initial configuration selection from its subsequent in-medium expansion and for more stringently testing the onset of CT in the vector-meson sector.

ACKNOWLEDGMENTS

This work was supported by the National Research Foundation of Korea (NRF) under Grant No. NRF-2022R1A2B5B01002307 and by the Institute for Basic Science (IBS-R031-D1).

DATA AVAILABILITY

The data supporting the findings of this study are available within the article and from the references cited therein.

-
- [1] A. H. Mueller, in *Proceedings of the Seventeenth Rencontre de Moriond*, edited by J. Tran Thanh Van (Editions Frontieres, Gif-sur-Yvette, France, 1982), Vol. I, p. 13.
- [2] S. J. Brodsky, in *Proceedings of the Thirteenth International Symposium on Multiparticle Dynamics*, edited by W. Kittel, W. Metzger, and A. Stergiou (World Scientific, Singapore, 1982), p. 963.
- [3] N. N. Nikolaev and B. G. Zakharov, *Z. Phys. C* **49**, 607 (1991).
- [4] E. Iancu, K. Itakura, and S. Munier, *Phys. Lett. B* **590**, 199 (2004).
- [5] K. Golec-Biernat and M. Wüsthoff, *Phys. Rev. D* **59**, 014017 (1998).
- [6] E. M. Aitala *et al.* (E791 Collaboration), *Phys. Rev. Lett.* **86**, 4773 (2001).
- [7] B. Clasie *et al.*, *Phys. Rev. Lett.* **99**, 242502 (2007).
- [8] X. Qian *et al.* (Jefferson Lab Hall A Collaboration), *Phys. Rev. C* **81**, 055209 (2010).
- [9] D. Bhetuwal *et al.* (Jefferson Lab Hall C Collaboration), *Phys. Rev. Lett.* **126**, 082301 (2021).
- [10] L. El Fassi *et al.* (CLAS Collaboration), *Phys. Lett. B* **712**, 326 (2012).
- [11] L. Frankfurt, G. A. Miller, and M. Strikman, *Phys. Rev. C* **78**, 015208 (2008).
- [12] K. Gallmeister, M. Kaskulov, and U. Mosel, *Phys. Rev. C* **83**, 015201 (2011).
- [13] B. Z. Kopeliovich, J. Nemchik, A. Schäfer, and A. V. Tarasov, *Phys. Rev. C* **65**, 035201 (2002).
- [14] T. K. Choi, K.-J. Kong, and B.-G. Yu, *Phys. Rev. C* **111**, 064608 (2025).
- [15] C. W. De Jager, H. De Vries, and C. De Vries, *Atomic Data and Nuclear Data Tables* **14**, 479 (1974).
- [16] H. De Vries, C. W. De Jager, and C. De Vries, *Atomic Data and Nuclear Data Tables* **36**, 495 (1987).
- [17] M. Lacombe, B. Loiseau, R. Vinh Mau, J. Côté, P. Pirès, and R. de Tourreil, *Phys. Lett. B* **101**, 139 (1981).
- [18] G. R. Farrar, H. Liu, L. L. Frankfurt, and M. I. Strikman, *Phys. Rev. Lett.* **61**, 686 (1988).
- [19] H. G. Dosch, T. Gousset, G. Kulzinger, and H. J. Pirner, *Phys. Rev. D* **55**, 2602 (1997).
- [20] B. Z. Kopeliovich, J. Nemchik, N. N. Nikolaev, and B. G. Zakharov, *Phys. Lett. B* **324**, 469 (1994); J. Nemchik, N. N. Nikolaev, and B. G. Zakharov, *Phys. Lett. B* **341**, 228 (1994).
- [21] J. Nemchik, N. N. Nikolaev, E. Predazzi, and B. G. Zakharov, *Phys. Lett. B* **374**, 199 (1996).
- [22] K. Golec-Biernat and M. Wüsthoff, *Phys. Rev. D* **60**, 114023 (1999).