

# Auditing Empirical Comparisons in Quantum Software

Boshuai Ye\*, Peng Liang<sup>†</sup>, Maryam Tavassoli Sabzevari\*, and Arif Ali Khan\*

\*University of Oulu, Finland

Email: {boshuai.ye, maryam.tavassolisabzevari, arif.khan}@oulu.fi

<sup>†</sup>Wuhan University, China

Email: liangp@whu.edu.cn

**Abstract**—Empirical quantum-software papers often report comparative claims: one compiler produces smaller circuits, one optimizer is more reliable, or one ansatz achieves better solution quality. These “A beats B” conclusions are not properties of a tool alone; they can change with benchmark scope, circuit construction, compilation, sampling, backend and noise assumptions, optimizer choices, and resource budgets. Existing testing, benchmarking, and reproducibility methods help assess programs, tools, executions, platforms, and experiments, but they do not directly audit whether the reported comparison itself is supported by the evidence exposed in the paper and artifact.

We present CLAIMSTAB-QC, a source-bounded framework for auditing empirical comparisons in quantum software. Given a reported comparison, the framework records the compared baselines, metric, relation, and admissible evidence; locks the comparison design before outcomes are computed; and reports either a scoped relation outcome or an explicit evidence boundary. For strict scalar-directional comparisons, the reported direction is classified as Sustained, Unresolved, or Reversed within the locked audit scope.

We evaluate the framework on 455 comparative claims from 119 quantum-software papers. The central finding is a materialization gap: 175 claims can be represented for audit planning, 79 become scalar-directional planning records, and 53 yield lockable audit or diagnostic designs, but only 8 expose enough matched evidence to audit the original comparison without proxy reconstruction. These 8 records yield 2 Sustained, 4 Unresolved, and 2 Reversed outcomes. Controlled diagnostics over 24 benchmark-relevant quantum-workload comparisons further show that simpler checks can preserve apparent directions whose support weakens under locked audit designs. The results suggest that empirical quantum-software sources should report performance orderings together with the matched evidence needed to audit the scope of those orderings.

## I. INTRODUCTION

Empirical quantum-software papers often report comparative claims: one compiler produces smaller circuits, one optimizer converges faster, one ansatz gives better solution quality, or one backend configuration is more efficient. These claims usually have the form “A beats B” under a stated metric. In quantum software engineering (QSE), however, such orderings are not properties of a technique alone. They are produced by a stack of frameworks, circuit libraries, compilers, optimizers, simulators, cloud platforms, and hardware backends [1]–[9]. The ordering between two baselines can change with benchmark scope, circuit construction, compilation, sampling, backend/noise assumptions, optimizer stochasticity, and resource budget [10],

[11]. This makes comparative evidence especially important in QSE: *empirical quantum-software studies need to show not only who wins, but also what evidence supports that ordering and where the support ends.*

Rerunning an experiment and auditing a comparison answer different questions. A rerun checks whether one reported result can be reproduced under one set of conditions; a comparison audit checks whether the stated “A beats B” relation is supported by the evidence exposed in the source paper and artifact. Existing methods provide important pieces of this evidence: testing checks programs and platforms [12], benchmarking measures tools and backends [13], reproducibility infrastructure reruns experiments [14], and hardware-stability studies characterize device variation [15]. However, these studies leave one relation-level object unchecked: the reported comparison itself. CLAIMSTAB-QC therefore asks a different question: *whether the stated comparative relation is supported by matched evidence exposed in the source paper or artifact.* Baselines, backend settings, compiler seeds, shot budgets, and outcome rules must come from the source evidence; unsupported choices become evidence boundaries.

*Challenges:* Auditing comparative relations in QSE is difficult for three reasons. (1) The reported winner can depend on the stack: benchmark scope, circuit construction, compilation choices, backend/noise assumptions, and resource policies can change which baseline appears better [10], [11], [13], [15]. (2) The audit must stay within the source evidence: baselines, devices, seeds, budgets, and outcome rules must come from the source; unsupported additions create a new comparison. (3) Different claims need different evidence: gate-count, runtime, aggregate-quality, and crossover claims require different paired data and decision rules. These challenges are especially important in QSE because quantum-software comparisons are sensitive to compilation choices, noise, stochastic optimization, and backend variation [15]–[18]. Thus, a source can expose executable artifacts while still leaving its reported comparison unauditable.

To address these challenges, CLAIMSTAB-QC treats the reported comparative relation as the audit unit. It locks source-supported evidence and reports either a scoped relation-level outcome or an evidence boundary. The central constraint is the *materialization gap*: empirical QSE practice may report clear comparative relations without exposing the matched evidence

needed for proxy-free auditing.

We apply CLAIMSTAB-QC to 455 comparative claims from 119 quantum-software papers. The study exposes a materialization funnel from reported comparisons to auditable evidence: many comparisons can be identified, represented, and planned, but far fewer expose enough matched evidence for proxy-free relation-level auditing.

This paper makes three **contributions**:

- **Framework.** We present CLAIMSTAB-QC, a QSE framework that makes reported empirical comparisons auditable through source-bounded comparison records, locked audit designs, relation-specific outcomes, and explicit evidence boundaries.
- **Empirical study.** We apply the framework to 455 claims from 119 papers and reveal a materialization funnel from reported comparisons to auditable evidence, showing where proxy-free auditing is possible and where locked audit designs weaken apparent comparative support.
- **Reusable artifact.** We release an audit-evidence package containing claim representations, audit records, locked traces, missing-evidence annotations, and reporting guidance for inspecting empirical quantum-software comparisons [19].

## II. BACKGROUND

*Quantum computing and the quantum-software stack:* Quantum programs are expressed as circuits of gates acting on qubits, executed on simulators or hardware backends, and read out by measurement [1], [4]. In practice, quantum software is evaluated through a layered stack of programming frameworks, circuit libraries, compilers, optimizers, simulators, cloud platforms, and hardware backends [7]–[9]. Empirical QSE comparisons therefore evaluate techniques within interacting stack layers, not isolated circuits or algorithms alone.

*Empirical comparisons in quantum software:* Quantum-software papers frequently report that one method performs better, worse, or differently than another on a chosen metric. Examples include compiler or layout claims about two-qubit gates, controlled-NOT (CNOT)/SWAP count, or circuit depth [10], [13]; aggregate benchmarking claims such as geometric-mean resource reductions across benchmark rows [20]; and variational-algorithm claims, including variational quantum eigensolver (VQE) and quantum approximate optimization algorithm (QAOA) claims, about solution quality or resource cost under a chosen ansatz, depth, or configuration [5], [6]. Across these cases, the claim is not only that an experiment ran, but that one baseline outperformed another under stated software-stack conditions. Those conditions define what the claim covers and what requires additional evidence.

*Stack-dependent sources of variation:* An “A beats B” result can change when the software stack changes. Prior work shows that qubit mapping, routing, transpilation settings, benchmark suites, backend/noise behavior, and resource policies can affect circuit metrics, tool comparisons, and reported outcomes [10], [11], [15], [20]. Table I summarizes the audit-axis groups used by CLAIMSTAB-QC to inspect this stack. SCOPE selects the

TABLE I  
AUDIT-AXIS GROUPS INSPECTED BEFORE OUTCOME COMPUTATION.

Axis	Example inspected dimensions	Audit role
SCOPE	problem, circuit, qubit, or graph size; benchmark row; curve or device point; instance distribution	selects compared evidence points
L1	circuit or ansatz construction, decomposition, routing, layout seed, optimization level, basis gates	construction and compilation choices
L2	shots per estimate, measurement seed, observable grouping, estimator precision, exact-vs-sampled expectation	sampling and estimation choices
L3	simulator or hardware backend, noise model, calibration, drift, readout and two-qubit error regimes	backend and noise assumptions
ALGO	optimizer seed, initialization, restart policy, optimizer family	algorithmic stochasticity
BUDGET	iteration count, wall time, function evaluations, total shot budget, stopping rule, timeout, repetitions	resource-policy choices

evidence points being compared; L1, L2, L3, ALGO, and BUDGET describe how those points are produced or measured. Unsupported or relation-changing conditions are recorded as evidence boundaries.

*Motivating example:* A benchmarking study may report that Tket produces fewer two-qubit gates than Qiskit on selected circuits [13]. To check that ordering, the reader needs paired rows: for the same circuit, compare the Qiskit and Tket two-qubit-gate counts under the same metric definition, compiler versions, basis gates, optimization level, and seed policy. A Qiskit count from one circuit, optimization level, or seed policy cannot support a Tket comparison reported under another setting. If the paired rows and settings are exposed, the comparison can be audited within that scope; if they are missing, the missing row or setting becomes an evidence boundary.

## III. THE CLAIMSTAB-QC FRAMEWORK

This section defines the CLAIMSTAB-QC audit procedure.

### A. Framework Overview

Figure 1 summarizes the workflow. A reported comparison is represented as a claim card, mapped to source-supported audit records, locked before outcome computation, and reported as either a relation-level outcome or an evidence boundary. Scalar-directional records receive Sustained, Unresolved, or Reversed outcomes; non-scalar records use the source-supported relation rule when that rule can be locked.

Four safeguards keep the audit faithful to the source comparison:

- **Audit the reported comparison.** Outcomes are scoped to audit records, not source-level correctness.
- **Lock before outcome computation.** Designs, source rows, aggregate rules, device curves, or outcome rules are fixed before labels or statistics are computed.

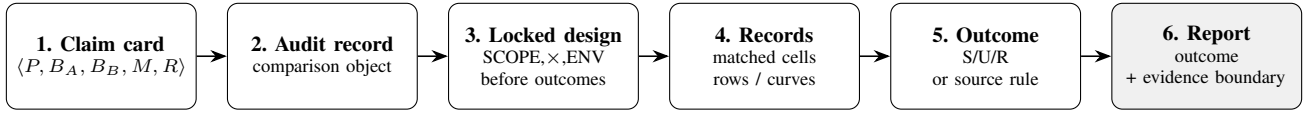


Fig. 1. The CLAIMSTAB-QC workflow. A reported comparison is represented as a claim card, locked before outcome computation, evaluated through comparison records, and reported with an explicit evidence boundary.

TABLE II  
CORE CLAIMSTAB-QC CONCEPTS.

Concept	Meaning
Reported comparison	A source-paper statement comparing two baselines under a metric, scope, and outcome rule.
Claim card	Fixed representation of a reported comparison: problem, baselines, metric, and relation.
Audit record	One source-supported comparison unit checked by the framework.
Locked audit design	Evidence points and evaluation conditions fixed before outcomes are computed.
Matched cell	Paired A/B evaluation under the same locked evidence point and setting.
Materialization	Whether the source exposes enough evidence to lock the design or outcome rule without proxy reconstruction.
Evidence boundary	Missing or unsupported evidence that limits what can be audited.
S/U/R verdict	Scalar-directional outcome: Sustained, Unresolved, or Reversed within the locked design.

- **Vary only admissible conditions.** Active axes must be source-supported, metric-affecting, and relation-preserving.
- **Summarize by the reported relation.** Scalar-directional records are assigned Sustained/Unresolved/Reversed (S/U/R) outcomes using the Wilson decision rule defined in Section III-E; non-scalar records use their locked reported relation rules.

### B. Claim Cards and Audit Records

Table II fixes the audit vocabulary used by CLAIMSTAB-QC. Claim cards are needed because a reported ordering is not yet an auditable unit: a single source statement may combine multiple comparator pairs, metrics, scopes, or outcome rules. The card fixes these fields before any verdict is assigned, preventing the audit from conflating the reported comparison with a particular rerun or proxy reconstruction. For example, a compiler claim such as “Qiskit produces fewer two-qubit gates than Tket” becomes a claim card; once the source-supported circuits, optimization levels, seeds, baselines, and metric are locked, each circuit–optimization-level–seed setting becomes a matched comparison cell.

*Claim cards:* A claim card structures a comparative statement from the source as

$$C = \langle \mathcal{P}, \mathcal{B}_A, \mathcal{B}_B, \mathcal{M}, \mathcal{R} \rangle, \quad (1)$$

where  $\mathcal{P}$  specifies the problem and evidence universe,  $\mathcal{B}_A$  and  $\mathcal{B}_B$  identify the compared baselines,  $\mathcal{M}$  specifies the metric or measurement object, and  $\mathcal{R}$  is the reported comparison. The relation  $\mathcal{R}$  may be scalar-directional, aggregate, categorical or equality-based, crossover/regional, runtime-ratio, table-valued, or multi-objective. A claim card yields one audit record when the source comparison is atomic; it yields multiple records

when the source comparison requires distinct comparator pairs, metrics, relation rules, evidence scopes, or outcome rules.

For the scalar-directional instantiation used in the evaluation (Section V-B),  $\mathcal{R}$  is a scalar-directional ordering  $\mathcal{D} \in \{<, >\}$  over  $\mathcal{M}$ . The problem field  $\mathcal{P}$  records the reported comparison context needed to interpret the claim, such as the problem family, instance distribution, benchmark scope, and fixed assumptions stated with the comparison.

*Audit records:* An audit record  $a$  is the source-supported comparison object on which the relation  $R$  is checked. For a scalar-directional record, the locked audit design is the SCOPE  $\times$  ENV product

$$\mathcal{A}_a = \mathcal{S}_a \times \mathcal{E}_a, \quad (2)$$

predeclared and locked before signed margins or outcomes are measured with  $N_a = |\mathcal{A}_a|$  matched cells. A matched comparison record pairs one  $\mathcal{B}_A$  and one  $\mathcal{B}_B$  evaluation under the same admissible SCOPE point and ENV setting, producing a signed margin and a binary direction-preservation indicator. A design with one comparison record yields only a local preserved, tied, or contradicted outcome; a design with multiple predeclared comparison records supports an aggregate scope-relative outcome.

Not all audit records are scalar-directional. When the source comparison is aggregate, regional, runtime-based, diagnostic, table-valued, or multi-objective, CLAIMSTAB-QC locks the evidence object and outcome rule required by that relation. If the required evidence, statistic, convention, or outcome rule cannot be reconstructed from the available source or artifact evidence, the audit stops with an evidence boundary.

### C. Audit Space and Materialization

*Materialization* asks whether the source exposes enough evidence to lock the comparison object, evidence points, evaluation conditions, and outcome rule. *Auditing* then asks what the locked comparison supports; records that cannot be locked are reported as boundary records.

*Audit space:* For a given audit record, the admissible audit space is defined as the product of the evidence scope and the evaluation conditions:

$$S_{audit} = S_{scope} \times \mathcal{E}_{env}. \quad (3)$$

$S_{scope}$  contains the evidence points being compared, while  $\mathcal{E}_{env}$  contains the conditions under which those points are produced or evaluated. Table I defines the six audit-axis groups used to inspect this space: SCOPE selects the evidence points, and ENV groups L1, L2, L3, ALGO, and BUDGET describe

construction, execution, estimation, optimization, and resource-policy choices.

*Inspection and activation:* For each audit record involving circuit construction, simulation, or execution, CLAIMSTAB-QC inspects the six audit-axis groups in Table I before measuring outcomes. Inspection is broader than variation: unmentioned or unsupported axes are recorded but not varied. An axis is activated as a varying dimension only when the proposed variation is source-supported, metric-affecting, and relation-preserving. All other axes are kept fixed, confined to the source-exposed setting, marked inadmissible, or recorded as insufficiently supported/evidence-boundary cases, together with the source pointer or missing-evidence note that justifies the decision.

*Materialization test:* For scalar-directional audit records, materialization requires pairable baseline records under the same cell setting. For relation-specific audit records, such as aggregate, crossover, runtime, or table-valued records, it requires the source rows, aggregate rule, curve definition, timing convention, table rule, or regional outcome rule. If these cannot be locked from the available source or artifact evidence, the auditor does not infer missing values, introduce proxy baselines, or replace the source comparison with a new benchmark choice. CLAIMSTAB-QC instead returns a boundary record that names the missing evidence, records the inspected sources, and carries no audit verdict. Records that pass this test proceed to the admissibility rules below; RQ1 applies the test at the corpus scale (Section V-A).

*Admissibility rules:* To keep variations within the audited comparison, admissible variations must satisfy three conditions:

- 1) **Source support:** the variation is stated by the source, exposed in the artifact, implied by the reported experimental design, or corresponds to a standard execution degree of freedom needed to reproduce the comparison.
- 2) **Metric relevance:** the variation can affect the audited metric  $\mathcal{M}$  or the measured evidence object.
- 3) **Relation preservation:** the variation does not change the compared baselines, metric, relation type, or intended interpretation of the source comparison.

In practice, admissible variations are supported in three ways: the problem or benchmark scope implied by the claim, the evaluation conditions that the claim depends on, and standard-practice degrees of freedom, such as transpiler seed or optimization level, which are metric-affecting and relation-preserving. Excluded axes are still recorded with reasons; for example, a compiler/transpiler audit record may admit transpiler seed, optimization level, and basis-gate variation within the stated family, but excludes adding comparator tools or switching to a runtime metric for a gate-count claim. Runtime and timing repetitions are treated as measurement-protocol ENV settings.

#### D. Dry-Run-First Audit Procedure

CLAIMSTAB-QC enforces lock-before-observing through the dry-run-first procedure in Algorithm 1. The procedure first checks whether the audit record can be materialized, labels

---

#### Algorithm 1: CLAIMSTAB-QC dry-run-first audit

---

**input:** audit record  $a$  from claim card  $\mathcal{C}$ ; source/artifact evidence; threshold  $\tau$ ; audit budget  $N_{\max}$   
**output:** scoped outcome  $O$ , explanation report  $X$ , and evidence boundary  $B$

- 1  $r \leftarrow \text{RELATIONTYPE}(a)$ ;
- 2  $(ok, B) \leftarrow \text{CHECKMATERIALIZATION}(a, \text{source}, \text{artifact})$ ;
- 3 **if not ok then**
- 4      $\text{return BOUNDARYONLY}(B)$ ;
- 5  $(axes, B) \leftarrow \text{LABELAXES}(a, \text{source}, \text{artifact})$ ;
- 6      $G \leftarrow \text{FORMCANDIDATEDDESIGN}(a, axes)$ ;
- 7      $(V, B) \leftarrow \text{APPLYVALIDITYFILTERS}(G, B)$ ;
- 8      $\text{EMITDRYRUN}(V, axes, B)$ ;
- 9 **if  $V = \emptyset$  then**
- 10     $\text{return BOUNDARYONLY}(B)$ ;
- 11  $A \leftarrow \text{LOCKDESIGN}(V, N_{\max})$ ;
- 12 **if  $r = \text{SCALARIRECTIONAL}$  then**
- 13     $\Delta \leftarrow \text{MEASUREMARGINS}(A, \mathcal{B}_A, \mathcal{B}_B, \mathcal{M})$ ;
- 14     $(k, N) \leftarrow \text{PRESERVATIONCOUNT}(\Delta, \mathcal{R})$ ;
- 15     $O \leftarrow \text{WILSONSUR}(k, N, \tau)$ ;
- 16 **else**
- 17     $O \leftarrow \text{RELATIONSPECIFICOUTCOME}(A, r, \mathcal{R})$ ;
- 18  $(X, B) \leftarrow \text{EXPLAINOUTCOME}(O, A, axes, B)$ ; **return**  
 $(O, X, B)$ ;

---

admissible and inactive axes, forms and filters a candidate design, and emits a dry-run report containing schemas, counts, exclusions, and missing evidence. Only after this dry run is the design locked and the outcome computed.

*Audit-budget handling:* The comparison-record count  $N$  is the size of the locked design: the full  $\text{SCOPE} \times \text{ENV}$  product supported by source when it fits the audit budget  $N_{\max}$ , or an outcome-blind predeclared subset over the same axes when the product exceeds  $N_{\max}$ . The subset rule, random seed, valid counts, exclusions, and missing fields are reported in the dry-run summary before outcome computation. For a non-scalar record, the outcome rule is applied once its statistic, convention, and rule are locked; otherwise the record returns a boundary record.

#### E. Scalar-Directional Outcome Assignment

Scalar-directional records need a relation-level rule for deciding whether the reported direction is preserved across the locked design. CLAIMSTAB-QC assigns one of three scope-relative outcomes: Sustained, Unresolved, or Reversed. Other relation types use their locked source-supported rules.

*Signed margin and preservation:* For scalar-directional records, CLAIMSTAB-QC treats direction preservation as the event being audited. In each locked comparison record, CLAIMSTAB-QC records the signed margin

$$\delta_c = \mathcal{M}_A^{(c)} - \mathcal{M}_B^{(c)}, \quad (4)$$

whose sign determines whether the claimed direction  $\mathcal{D}$  is preserved. For  $N$  comparison records with  $k$  preserving the direction, the empirical preservation rate is  $\hat{s} = k/N$ . Because the audited relation is strict, ties do not preserve the relation; they are reported separately from strict contradictions to

distinguish tie-driven loss of improvement from opposite-direction dominance. This tie policy applies to strict directional relations such as “lower”, “fewer”, or “better”. Non-strict relations, such as equivalence or no-worse-than claims, are handled by their reported relation rules.

*Wilson S/U/R rule:* The Wilson rule [21], [22] is a transparent audit policy over locked comparison records: a relation is Sustained when the Wilson lower bound reaches  $\tau$ , Reversed when the Wilson upper bound falls below  $1 - \tau$ , and Unresolved otherwise. The interpretation unit is the locked design: the preservation count  $k/N$  and S/U/R label are read relative to the locked metric, preservation threshold, confidence level, and comparison records. The preservation threshold and confidence level are predeclared separately. We set  $\tau = 0.95$  as a conservative threshold for strict directional claims. We report scalar-directional results using Wilson intervals at the commonly used 95% confidence level [23], with bounds  $\underline{w}$  and  $\bar{w}$ . Because locked cells may share circuits, instances, seeds, optimization levels, timing groups, or environments, RQ4 (Section V-D) checks sensitivity to alternative  $\tau$  values and dependence-aware choices. Formally, CLAIMSTAB-QC assigns:

- **Sustained:**  $\underline{w} \geq \tau$ .
- **Reversed within audited scope:**  $\bar{w} \leq 1 - \tau$ .
- **Unresolved:** neither boundary holds.

Each verdict is therefore interpreted within the locked audit scope.

#### F. Explanation and Diagnostic Reports

After assigning the primary scalar-directional outcome, CLAIMSTAB-QC records robustness checks, explanation fields, and optional diagnostics. These reports are scope-relative, with explicit evidence boundaries, and leave the primary outcome unchanged.

*Robustness and sensitivity checks:* The primary scalar-directional outcome uses the locked design and the Wilson S/U/R rule defined in Section III-E. CLAIMSTAB-QC then reports secondary checks when applicable: dependence-aware grouping checks, threshold sensitivity over predeclared  $\tau$  values, tie-handling sensitivity for strict scalar-directional records with per-cell traces, budget or seed-count expansion while keeping the locked comparison design fixed, and practical-effect and ALGO-bookkeeping checks when the required evidence is available. Missing traces or unsupported checks are recorded as evidence boundaries. These checks qualify the robustness of the primary outcome without changing the predeclared primary verdict.

*Explanation report:* The scalar explanation report separates *statistical and policy uncertainty* from *audit-axis and evidence-boundary information*. Statistical and policy uncertainty includes the Wilson interval, cluster-resampling check, sensitivity to threshold, audit budget, and practical-effect threshold. Audit-axis and evidence-boundary information records preservation, ties, strict contradictions, active axis groups, inactive or source-confined axes, inadmissible axes, and evidence boundaries. Because the audited direction is strict, ties are non-preserving;

the report therefore names the *explanation mode* behind a verdict, and in particular records a Reversed verdict as *strict-contradiction-dominated* when opposite-direction margins dominate or as *tie-dominated* when strict improvement is lost mainly through ties.

*Diagnostic extensions:* Two optional diagnostics refine or stress-test scalar-directional verdicts without changing the predeclared primary audit. First, when a defensible practical-effect threshold  $\epsilon$  is available, CLAIMSTAB-QC can replace the basic preservation indicator with

$$I_c^\epsilon = \mathbb{K}[\delta_c \text{ preserves } \mathcal{R} \wedge |\delta_c| \geq \epsilon], \quad (5)$$

so a comparison record supports the claim only when its signed margin both preserves the reported relation and exceeds the practical threshold. Wilson classification can then be recomputed using  $k_\epsilon = \sum_c I_c^\epsilon$  and  $N = |\mathcal{A}|$ .

Second, for an active audit axis  $x$ , CLAIMSTAB-QC reports marginal preservation summaries

$$s_x(v) = \frac{1}{|\mathcal{A}_{x=v}|} \sum_{c \in \mathcal{A}_{x=v}} I_c, \quad (6)$$

where  $\mathcal{A}_{x=v}$  is the subset of locked comparison records whose axis value is  $v$ , and  $I_c$  is the primary preservation indicator. These summaries identify axis values associated with changes in preservation or signed margins. They are descriptive diagnostics reported alongside the primary locked-design verdict.

#### IV. IMPLEMENTATION AND ARTIFACT

CLAIMSTAB-QC is implemented in Python using Qiskit [24], NumPy [25], and SciPy [26]. The artifact records the toolchain used to produce the released audit evidence and includes lightweight checks for consistency of the committed evidence package [19]. The implementation separates shared framework logic from record-specific adapters through three layers: (1) a claim registry and materialization checker store claim-card specifications and determine whether the required source evidence can be locked; (2) a locking layer freezes comparison records, axis labels, seeds, baseline measurements, exclusions, and evidence boundaries before outcome computation; and (3) relation checkers compute scalar-directional S/U/R verdicts or relation-specific summaries, while an exporter writes claim cards, locked evidence manifests, per-cell or aggregate traces, outcome rules, explanation fields, and boundary records.

Record-specific adapters translate source formats, source rows, recovered comparisons, or executable comparators into locked audit designs when the required evidence is available. They do not redefine baselines, metrics, admissible axes, or outcome rules; they connect source-supported evidence to the shared audit logic.

#### V. EVALUATION

We evaluate CLAIMSTAB-QC as a source-bounded procedure for materializing and auditing empirical comparative relations. The evaluation is organized around four research questions (RQs): (1) whether published comparative claims can be materialized for relation-level auditing; (2) what

auditing materialized comparison records reveal; (3) whether CLAIMSTAB-QC explains where comparative support is lost; and (4) whether verdicts are robust to statistical and declared audit choices. The artifact provides the locked evidence package used for inspection, including claim cards, audit records, released per-cell or aggregate traces, manifest files, verification scripts, and missing-evidence annotations [19].

A. *RQ1: Can published comparative claims be materialized for relation-level auditing?*

*Corpus construction and screening:* We constructed the corpus through a structured Google Scholar search-and-screen protocol. We used Google Scholar because it provides broad scholarly discovery across publication venues, preprint repositories, and other research sources. The search was run on January 28, 2026 using 13 predefined query strings that combined quantum-software terms (quantum compiler, quantum compilation, transpiler, QAOA, VQE, variational quantum, and quantum software) with comparison terms (benchmark, comparison, and ansatz comparison). Results were restricted to 2020–2024 using Google Scholar year filters and source metadata during screening, recorded as per-query result snapshots, deduplicated by title and available identifiers such as DOI or arXiv ID, and capped at 250 candidate papers to form a fixed five-year sampled corpus for manual audit.

We included papers that reported at least one quantitative empirical comparison in quantum software, including compilation, transpilation, benchmarking, variational algorithms, simulators, backend evaluation, or software-stack configuration studies. We excluded papers that were outside quantum software; hardware-only, pulse-level-only, error-correction-only, algorithmic-complexity-only, survey-only, tutorial-only, or application-only without a software-stack comparison; did not report a quantitative comparative claim; or did not expose enough text to verify the comparison. Screening retained 119 papers; after claim extraction and claim-level correction, RQ1 uses 455 accepted comparative claims. The artifact records the query strings, search date, result snapshots, per-query result counts, deduplication records, screening decisions, exclusion reasons, full-text extraction records, and per-paper worksheets [19].

*Claim extraction and coding validity:* From the retained corpus, we extracted comparative claims through a three-stage worksheet protocol (candidate  $\rightarrow$  verbatim-verified  $\rightarrow$  accepted), summarized with the materialization funnel in Figure 2. Each accepted claim is then checked at three increasingly strong layers. Representation checks whether the source text fills the claim-card fields  $\langle \mathcal{P}, \mathcal{B}_A, \mathcal{B}_B, \mathcal{M}, \mathcal{R} \rangle$  (Section III-B). Planning checks whether the comparator pair, metric, relation type, and admissible evidence scope can be specified from the available support. Materialization checks whether the required evidence can be locked without proxy reconstruction (Section III-D), including matched-cell requirements for scalar-directional records and aggregation rule, source universe, comparator evidence, and zero/failure

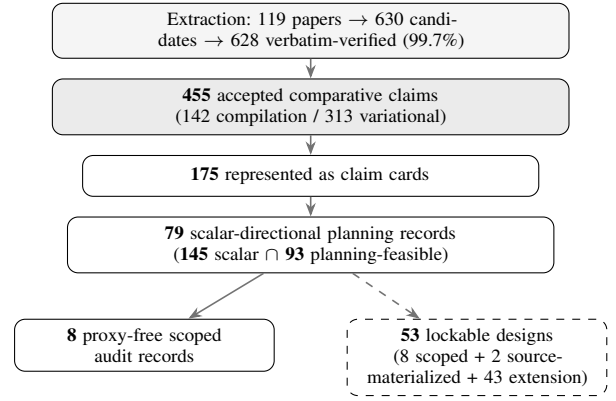


Fig. 2. Corpus extraction and materialization funnel. The 53 lockable designs are registry-level design instances; the 8 proxy-free scoped audit records without proxy reconstruction form the Tier-1 RQ2 subset.

convention for non-scalar records. A runnable artifact can still fail materialization if it exposes code but not these fields.

Coding followed a shared worksheet protocol: one annotator performed the initial annotation, a second annotator independently recoded the items, and a third annotator conducted a stratified 120-item consistency audit over the main auditability-funnel boundaries. Disagreements were adjudicated against the source paper, coding worksheet, and auditability definitions. Agreement was high for the consequential decisions: 92.11% for planning feasibility ( $\kappa = 0.835$ ,  $n = 114$ ), 96.55% for auditable-design classification ( $\kappa = 0.782$ ,  $n = 58$ ), and 100.0% for proxy-free scoped vs. non-exact classification ( $\kappa = 1.000$ ,  $n = 58$ ). The proxy-free scoped count and all eight Tier-1 records remained unchanged; supporting agreement records are provided in the artifact [19].

*Auditability surface:* Applying this protocol to the accepted claims yields the funnel in Figure 2. Of the 455 accepted comparative claims, 175 can be represented as claim cards. Among these, 145 state strict scalar-directional relations and 93 are planning-feasible; their intersection yields 79 scalar-directional planning records. Of these 79 records, 53 yield a lockable audit or diagnostic design, and 8 of them are proxy-free scoped audit records of the reported comparison itself, without substituting unsupported evidence, settings, or baselines.

The 79-to-8 drop is the materialization-gap result. Table III categorizes the 79 scalar-directional planning records by the strongest evidence that could be locked. The 53 lockable cases consist of 8 proxy-free scoped audits of the reported comparison, 43 source-supported extension or diagnostic designs, and 2 source-materialized cases without matched A/B source data. The remaining 26 records stop at a boundary because the available evidence supports only a source-stated rule or aggregate summary, a verification-only check, or an incomplete timing/comparator convention. The PauliOpt runtime claim illustrates the timing-boundary path; the OLSQ-versus-tket source-table evidence illustrates a source-materialized audit with bounded rerun-configuration evidence [27], [28].

TABLE III

MATERIALIZATION BREAKDOWN OF THE 79 SCALAR-DIRECTIONAL PLANNING RECORDS. COUNTS ARE RECORD-LEVEL AND SUM TO 79; RECORDED REASONS SUMMARIZE THE STRONGEST LOCKABLE EVIDENCE OBJECT OR THE BLOCKING EVIDENCE BOUNDARY.

Category	Recorded reason	Records
Proxy-free scoped	Lockable matched comparison evidence; eligible for Tier-1 S/U/R verdicts	8
Lockable, not proxy-free scoped	Source-supported extension or diagnostic design; not the reported comparison itself	43
Lockable, not proxy-free scoped	Source-materialized evidence without matched A/B source data for proxy-free scoped auditing	2
Boundary	Source-rule-only evidence; no matched scalar A/B design lockable for proxy-free scoped auditing	20
Boundary	Verification-only record, not an auditable design	2
Boundary	Missing timing protocol, comparator implementation, or other lockable source convention	4

**Takeaway.** Proxy-free comparative auditing requires evidence that many papers leave implicit; empirical QSE papers should report the baselines, settings, instances, budgets, and outcome rules needed to lock the comparison.

*B. RQ2: What does auditing materialized comparison records reveal?*

RQ2 reports audit outputs by evidence tier. Tier-1 proxy-free scoped scalar-directional records receive scoped S/U/R verdicts over locked comparison records. Tier-2 records report source-supported summaries or diagnostics, not Tier-1 verdicts on the original comparison. Tier-3 records become boundary records when the design, evidence object, or outcome rule cannot be locked. Table IV reports these records, and the 53-design auditability inventory is provided in the artifact [19].

*Tier-1 eligibility gate:* The Tier-1 set contains records for which scalar-directional auditing is possible without changing the reported comparison or introducing unsupported baselines, metrics, settings, or outcome rules. A record enters Tier 1 when it (1) states a scalar-directional relation, (2) can be materialized without proxy reconstruction, (3) pairs the two reported comparators under matched comparison cells or a source-supported aggregate object, and (4) admits a locked design before outcomes are observed. Eight audit records meet these requirements and form the proxy-free scoped subset used for S/U/R verdicts.

*Tier-1 proxy-free scalar-directional audit records:* Each Tier-1 record uses a primary locked design over source-supported axes. For records with per-cell evidence,  $N$  denotes the number of locked comparison records in that design, not a post-hoc sampling target. The primary verdicts cover the full source-supported primary design in each of the eight Tier-

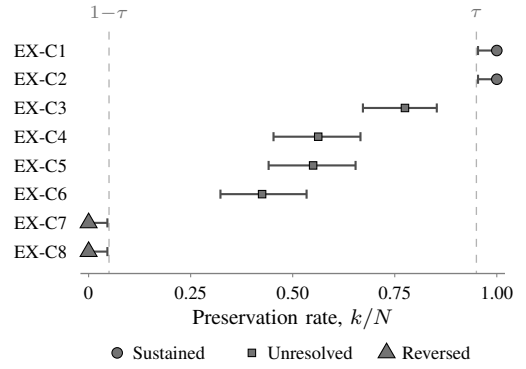


Fig. 3. Wilson 95% confidence intervals for the eight Tier-1 proxy-free scoped audit records, colored by primary locked verdict ( $\hat{s} = k/N$ ; primary locked values in Table IV).

	opt 0	opt 1	opt 2	opt 3
lin-3 remote	5/0	4/1	4/1	4/1
lin-4 ladder	5/0	0/5	0/5	0/5
lin-4 bidir	5/0	5/0	5/0	5/0
lin-4 repeat	5/0	5/0	5/0	5/0

■ contradicted    □ tie

Fig. 4. EX-C7 locked-cell grid. Each cell aggregates five transpiler seeds and reports contradicted/tied counts. No cell preserves the claimed direction.

1 audits. Seed and repetition axes are finite locked budgets, not enumerations of all possible executions.

Figure 3 shows the primary locked Wilson 95% intervals for the eight Tier-1 records. EX-C1 and EX-C2 are Sustained, EX-C3–EX-C6 are Unresolved, and EX-C7 and EX-C8 are Reversed within their audited scopes. Both Reversed records preserve the reported direction in 0/80 primary locked cells. The artifact provides source links, audit manifests, locked traces, replay traces, worksheet identifiers, and aggregate/cluster traceability boundaries for EX-C2 and EX-C4 [19].

*Example Tier-1 audit record, EX-C7:* EX-C7 [13] illustrates relation-level auditing beyond a measurement rerun for a compiler comparison. CLAIMSTAB-QC reconstructs the reported Qiskit-versus-Tket ordering as a claim card, locks the connectivity-stress scope, and evaluates four circuit families across four Qiskit optimization levels and five transpiler seeds. The resulting 80 matched cells contain 0 preserved, 62 contradicted, and 18 tied comparisons (Figure 4). Because the reported relation is strict, ties are non-preserving in the primary rule; RQ4 reports tie-handling sensitivity separately. The outcome is a Reversed verdict within audited scope, driven by strict contradictions, and the locked seed-count expansion yields 0/320 preserved cells.

*Summary records:* Tier-2 records report the comparison using the evidence and outcome rule available in the source, such as

TABLE IV  
RQ2 AUDIT SUMMARY BY EVIDENCE TIER. ROWS REPORT AUDIT RECORDS, LOCKED DESIGNS, TIER-SPECIFIC OUTPUTS, AND BOUNDARY OR QUALIFICATION NOTES.

Audit record	Claim / comparison object	Audit design	Output / status	Boundary / qualification
<b>Tier 1 — Proxy-free scoped scalar-directional audit records (Wilson S/U/R verdicts)</b>				
EX-C1 [20]	Pytket < Qiskit, compile time	4 circuits × 4 opt levels × 5 timing reps	80/80 → Sustained	L2/L3 metric-irrelevant
EX-C2 [29]	QAOA approx.-ratio improvement	16 instances × 5 copula depths	80/80 → Sustained	aggregate/cluster traceability boundary
EX-C3 [27]	Tket < Qiskit, CNOT count	<i>primary</i> : 4 circuits × 4 opt levels × 5 seeds; <i>seed exp.</i> : same × 20 seeds	62/80 → Unresolved; seed exp. 243/320 → U	L2/L3 source-confined
EX-C4 [29]	QAOA success-prob. improvement	5 sizes × 8 depths × 2 optimizers	45/80 → Unresolved	aggregate/cluster traceability boundary
EX-C5 [13]	Tket < Qiskit, 2Q depth	<i>primary</i> : 4 circuits × 4 opt levels × 5 seeds; <i>seed exp.</i> : same × 20 seeds	44/80 → Unresolved; seed exp. 180/320 → U	L2/L3 source-confined
EX-C6 [20]	Qiskit > Pytket, CX depth	<i>primary</i> : 4 opt levels × 20 seeds (fixed graph); <i>seed exp.</i> : same × 80 seeds	34/80 → Unresolved; seed exp. 144/320 → U	seed tied to fixed graph scope
EX-C7 [13]	Qiskit < Tket, 2Q gates	<i>primary</i> : 4 connectivity-stress circuits × 4 opt levels × 5 seeds; <i>seed exp.</i> : same × 20 seeds	0/80 (62 contra, 18 tie) → Reversed; seed exp. 0/320 → R	source-supported connectivity-stress scope; strict-contradiction-dominated
EX-C8 [13]	Cirq < Qiskit, build time	4 circuit sizes × 20 timing reps	0/80 → Reversed	no ties; strict reversal
<b>Tier 2 — Source-supported summaries and diagnostic records</b>				
SD1 [28]	OLSQ < tket, CX count; source rows	22 OLSQ source rows; no ENV sweep	Source-row summary: 16/22 preserve, 6 tie	tket version per source
SD2 [28]	OLSQ < tket, depth & SWAP; recovered	7 recovered comparisons	Recovered summary: 7/7 preserve for depth and SWAP	small $N$
SD3 [30]	Qrisp < Qiskit-lib, QAOA depth; extension	3 sizes × 5 graphs × 3 $p$ -depths	Diagnostic extension: 45/45 preserve	extension, not reported comparison
SD4 [31]	CNOT-OPT < current baseline, CNOT	recovered circuits × 2 architectures (240 cells)	Diagnostic surface: 0/240 preserve	baseline-version boundary
SD5 [27]	PauliOpt < TKET, per-device CNOT crossover	5 IBM devices × gadget-size sweep	Source-supported crossover summary: 5/5 devices match the reported pattern	derived predicate; limited tail evidence
SD6 [28]	OLSQ aggregate CX reduction; geometric-mean rule	22 source rows + geometric-mean rule	Source-rule summary: geometric mean 0.36 (< 1) supports the aggregate relation	row-level 16/22 diagnostic only
SD7 [31]	SD4 baseline-policy sensitivity	2 architectures × 4 Qiskit opt levels	Diagnostic sensitivity surface: opt. level 0: 5/50 & 5/70; opt. levels $\geq 1$ : 0	sensitivity to SD4 baseline policy
<b>Tier 3 — Boundary audit records</b>				
BD1 [32]	SQUANDER < Qiskit, depth (intended)	cannot lock comparison design	No verdict	OCR-unreliable; 467× vs 479.5×
BD2 [27]	PauliOpt < Qiskit/TKET, runtime (intended)	cannot lock timing evidence	No verdict	uncontrolled host timing; no source runtime

S/U/R are Wilson outcomes for Tier-1 proxy-free scoped scalar-directional audit records ( $\tau = 0.95$ ). Tier-2 rows report source-supported summaries or diagnostics, not Tier-1 verdicts. No verdict means that the design, evidence object, or outcome rule could not be locked. Seed exp. replays the locked generator with more seeds only; U/R abbreviate Unresolved/Reversed. 2Q denotes two-qubit; CX denotes CNOT. Per-record manifests and traces are in the artifact [19].

source rows, recovered comparisons, device curves, aggregate rules, or diagnostic surfaces (Table IV). SD6 illustrates why the relation rule matters: the geometric-mean aggregate stated in the source ( $0.36 < 1$ ) supports the reported reduction, while the row-level preservation summary is reported only as diagnostic evidence.

*Boundary audit records:* BD1 and BD2 cannot lock a comparison design (Table IV): one has inconsistent source table values, and the other is a runtime comparison in an uncontrolled timing environment. CLAIMSTAB-QC records the evidence boundary and assigns no verdict.

**Takeaway.** CLAIMSTAB-QC aligns audit outputs with the available evidence: proxy-free scoped records receive scoped verdicts, source-supported non-Tier-1 records receive source-rule summaries or diagnostic outputs, and unsupported records become explicit evidence boundaries.

*C. RQ3: Can CLAIMSTAB-QC explain where comparative support is lost?*

RQ3 evaluates whether CLAIMSTAB-QC explains where comparative support is lost once a comparison is audited over locked, source-aligned axes. We use three controlled

mechanism checks: (1) a C1–C24 canonical diagnostic contrast over benchmark-relevant quantum workloads and problem settings; (2) axis-controlled diagnostic surfaces that isolate L1, L2, L3, ALGO, and combined stack effects; and (3) decision-rule controls for the Wilson S/U/R policy under known preservation rates and reversed cases.

*Canonical diagnostic contrast:* The C1–C24 contrast contains 24 controlled comparisons from eight benchmark-relevant base setups. C1–C9 are structural compiler-output comparisons over Arithmetic, GHZ, and QFT circuits, comparing pytket and Qiskit on two-qubit gate count. Such circuit families and structural metrics are common in quantum compiler and circuit-benchmarking practice [13], [20], [33], [34]. C10–C24 are QAOA layer-count comparisons over Max-2-SAT and MaxCut instances, comparing  $p=2$  and  $p=1$  at fixed angles  $\gamma = 0.8$  and  $\beta = 0.4$ ; MaxCut and 2-SAT are standard QAOA benchmarking problems, and MaxCut depth comparisons beyond  $p=1$  have been studied directly [6], [16], [35]. The contrast compares three simpler audit protocols with the full locked audit design. A single-configuration run reports only a direction and matches the full-audit direction in 19/24 records, while opposing it in 5/24. A seed-only audit calls all 24 records Unresolved and agrees with the full audit on 14/24. A single-axis L1 audit is available for 15 records and disagrees with the full audit on 10/15. The full locked audit design yields 10 Sustained, 14 Unresolved, and 0 Reversed within audited scope. Thus, on canonical quantum workloads, simpler protocols can preserve an apparent direction while missing the audit-axis combinations that weaken comparative support.

*Axis-controlled diagnostic surfaces:* The controlled diagnostic suite operationalizes audit-axis groups through finite, predeclared grids while keeping the comparator pair, metric, relation rule, and inactive axes fixed. It covers five surfaces: L1 varies within-Qiskit compilation settings over structural circuits; L2 varies shot count and simulator seed for fixed-angle QAOA on deterministic MaxCut graphs; L3 varies six simulator-noise regimes over the same QAOA comparison; ALGO varies optimizer family and initialization seed under a fixed iteration budget; and a combined surface jointly varies L1, L2, and L3 on a smaller MaxCut pool. Across the 15 controlled-surface records, the suite yields 0 Sustained, 13 Unresolved, and 2 Reversed within audited scope. The two Reversed outcomes are tie-driven L1 structural cases, while L2, L3, ALGO, and combined surfaces remain Unresolved under the locked grids.

*Example controlled diagnostic:* One controlled MaxCut-QAOA diagnostic audits the direction  $p=2 > p=1$ , a QAOA layer-count comparison studied in MaxCut analyses [6], [35]. Under a combined L1×L2×L3 stress design with  $\delta = 0.05$ , the direction is preserved in 723 of 1,440 locked cells ( $\hat{s} = 0.502$ , Wilson 95% interval [0.476, 0.528]), yielding an Unresolved outcome. The apparent layer-count advantage therefore becomes unsupported once compilation, sampling, and noise axes are inspected together.

*Decision-rule controls:* We evaluate the scalar-directional decision rule with two controls. First, a Wilson calibration grid

TABLE V  
VERDICT-LEVEL ROBUSTNESS CHECKS.

Robustness check	Scope	Result and interpretation
Threshold $\tau$	Tier-1 scoped + 24 canonical	Tier-1 labels are unchanged at $\tau \in \{0.90, 0.95\}$ ; at $\tau = 0.99$ , finite- $N$ extreme labels soften to Unresolved. The canonical check shifts 10 borderline cases to Unresolved.
Dependence-aware grouping	47-record + Tier-1 union per-cell records	The 47-record grouping check agrees with the primary classifications. Tier-1 per-cell checks identify EX-C3 as cluster-bootstrap-sensitive; EX-C2 and EX-C4 are unavailable for this check.
Tie handling	Strict scalar-directional per-cell records	EX-C7 has no preserved cells and remains contradicted-dominated, but its categorical Reversed label is sensitive to alternative tie handling; records without per-cell traces are unavailable.
Budget / seed-count expansion	Replayable Tier-1 compiler records	All replayable compiler records keep their primary labels through $N = 320$ ; EX-C7 remains at 0/320 preserved cells.
Practical-effect $\epsilon$ and ALGO bookkeeping	Applicable diagnostic records	No classification changes among analyzable practical-effect checks; ALGO bookkeeping does not change matched records or Wilson labels.

fixes a true preservation rate  $s_{\text{true}}$  and locked-design size  $N$ , samples binary direction-preservation indicators, and applies the S/U/R rule to the resulting preservation count. The grid contains 18 profiles, crossing  $s_{\text{true}} \in \{0.50, 0.70, 0.85, 0.95, 0.99, 1.00\}$  with  $N \in \{10, 30, 100\}$ ; across 3000 trials, the Wilson 95% interval contains the true preservation rate in 94.97% of trials. Second, a reversed-detection control detects 26 of 27 known-reversed cases. The artifact provides the diagnostic grids, per-case audit-space construction, per-diagnostic summaries, and verification pointers for RQ3 [19].

**Takeaway.** On benchmark-relevant quantum workloads and controlled audit surfaces, CLAIMSTAB-QC exposes how apparent comparative directions can weaken or become Unresolved when source-aligned stack axes are locked and inspected.

*D. RQ4: Are verdicts robust to statistical and declared audit choices?*

RQ4 checks whether scalar-directional verdicts depend on statistical choices or declared audit choices. We treat S/U/R labels as scoped classifications over locked audit designs, then evaluate sensitivity to preservation threshold  $\tau$ , dependence-aware grouping, tie handling, budget or seed-count expansion, practical-effect threshold  $\epsilon$ , and ALGO-axis bookkeeping when the required traces are available. Table V summarizes the checks.

The checks preserve the primary verdicts under the predeclared audit settings and identify the remaining boundary cases. EX-C3 is cluster-bootstrap-sensitive; single-cluster deletion keeps its primary Unresolved label unchanged. EX-C2 and EX-C4 retain their primary verdicts; per-cell dependence and tie-handling checks are unavailable because the required traces are

not materialized. EX-C7 is contradicted-dominated: no locked or expanded cell preserves the reported direction, including 0/80 primary cells and 0/320 cells under locked seed-count expansion. Under stricter threshold or alternative tie-handling policies, the categorical Reversed label is marked as policy-sensitive, even though the observed preservation count remains zero.

**Takeaway.** Stable outcomes are grounded in locked evidence and declared audit choices, while sensitivity and missing traces are reported as explicit evidence boundaries.

*Evidence synthesis:* Together, the four RQs show that reported comparisons in empirical QSE require auditing the comparison itself alongside execution-level reproducibility. CLAIMSTAB-QC makes this audit inspectable by identifying what can be materialized, what the locked evidence supports, and where the evidence boundary lies.

## VI. THREATS TO VALIDITY

This work is subject to four main threats to validity, concerning decision-rule dependence, human judgment, corpus and diagnostic scope, and hardware/toolchain scope.

*Decision rule and dependence:* S/U/R labels are scoped decisions over locked comparison records, not claims about all possible executions. Audit cells may share circuits, instances, seeds, optimization levels, timing groups, or environment settings. We therefore interpret verdicts within the locked finite design and report sensitivity checks when traces permit; unsupported checks are recorded as evidence boundaries.

*Human judgment:* Claim extraction, claim-card construction, admissibility decisions, and evidence-boundary annotations require judgment. We mitigate this threat through the coding protocol and inter-auditor checks in Section V-A, including blinded recoding, stratified consistency auditing, and adjudication against the source paper and artifact. The artifact records decisions, exclusions, axis labels, missing-evidence reasons, and adjudication records [19].

*Corpus and diagnostic scope:* The corpus is Google Scholar-based and reflects a sampled corpus. Relevant comparisons outside the indexed or screened results, or under different terminology, may be missed. The materialization funnel is therefore evidence for the sampled corpus. The eight proxy-free scoped records support scoped S/U/R outcomes over materialized records, while their small number is part of the materialization-gap result. Controlled diagnostics use benchmark-relevant quantum-workload cases and axis-controlled surfaces, including structural circuit-compilation and MaxCut/Max-2-SAT QAOA comparisons, to expose mechanisms of comparative-support loss under fixed audit axes; they are not prevalence estimates over all empirical QSE claims.

*Hardware and toolchain scope:* The L3 evidence in this study is limited to controlled simulator-noise regimes on Qiskit Aer and Qiskit fake backends. Live-hardware drift, cross-provider variation, queue effects, calibration updates, and future toolchain changes are outside the locked audit

records. Compiler and runtime verdicts are scoped to the locked toolchain version and recorded timing environment.

## VII. RELATED WORK

This work is closest to robustness analysis, quantum-software testing, benchmarking, reproducibility infrastructure, and platform-stability studies. These areas provide adjacent evidence; CLAIMSTAB-QC audits the reported comparison itself.

*Specification-space and robustness analyses:* Multiverse analysis [36] and specification-curve analysis [37] test whether an empirical finding survives alternative defensible analysis choices. CLAIMSTAB-QC shares this robustness intuition, but its admissible space is source-bounded, not analyst-controlled: baselines, circuits, seeds, budgets, backend settings, and outcome rules can vary only when they are source-supported, metric-affecting, and relation-preserving.

*Quantum-software testing and benchmarking:* MorphQ [12], QDiff [38], Muskit [39], Quito [40], MorphQ++ [41], and QITE [42] test programs, platforms, or implementations. Benchmarking suites such as Benchpress [13], Arline [20], QASMBench [33], MQT Bench [34], and QSimBench [43] produce measurements from which comparative claims are often drawn. CLAIMSTAB-QC instead checks whether the reported comparison is materializable and preserved under the source-supported comparison design.

*Reproducibility, artifacts, and platform variation:* Empirical software engineering and quantum-software reproducibility work asks whether artifacts can be accessed, executed, reused, or rerun [14], [44]–[47]. Hardware-stability and platform studies explain why quantum-software evidence varies across time, platforms, and toolchains [15], [17], [18], [48]–[50]. CLAIMSTAB-QC uses this insight to separate admissible variation from unsupported variation, which becomes an evidence boundary.

## VIII. CONCLUSIONS

Empirical QSE comparisons are often reported as performance orderings, but our audit shows that the ordering and its supporting evidence are separable. A comparison can be identifiable, representable, and even partially reproducible while still lacking the matched baselines, settings, instances, budgets, conventions, or execution records needed for proxy-free relation-level auditing. CLAIMSTAB-QC makes this distinction explicit by reporting either a scoped relation outcome or an evidence boundary.

The main lesson is that many empirical quantum-software comparisons are reported as outcomes without the evidence needed to audit the comparison itself. For empirical QSE, this shifts the reporting target: sources should state the relation being claimed, expose the evidence needed to lock that relation, and clearly mark where the available evidence no longer supports the comparison.

## IX. DATA AVAILABILITY

An artifact package will be released publicly after the review period.

## REFERENCES

- [1] M. A. Nielsen and I. L. Chuang, *Quantum computation and quantum information*. Cambridge University Press, 2010.
- [2] P. W. Shor, "Algorithms for quantum computation: discrete logarithms and factoring," in *Proceedings 35th Annual Symposium on Foundations of Computer Science (FOCS)*. IEEE, 1994, pp. 124–134.
- [3] L. K. Grover, "A fast quantum mechanical algorithm for database search," in *Proceedings of the 28th Annual ACM symposium on Theory of computing (STOC)*. ACM, 1996, pp. 212–219.
- [4] J. Preskill, "Quantum computing in the NISQ era and beyond," *Quantum*, vol. 2, p. 79, 2018.
- [5] A. Peruzzo, J. McClean, P. Shadbolt, M.-H. Yung, X.-Q. Zhou, P. J. Love, A. Aspuru-Guzik, and J. L. O'Brien, "A variational eigenvalue solver on a photonic quantum processor," *Nature Communications*, vol. 5, no. 1, p. 4213, 2014.
- [6] E. Farhi, J. Goldstone, and S. Gutmann, "A quantum approximate optimization algorithm," *arXiv preprint arXiv:1411.4028*, 2014.
- [7] Cirq Developers, "Cirq: A python framework for creating, editing, and invoking noisy intermediate-scale quantum (NISQ) circuits," <https://github.com/quantumlib/Cirq>, 2022, quantum AI Team, Google.
- [8] V. Bergholm, J. Izaac, M. Schuld, C. Gogolin, S. Ahmed, V. Ajith, M. S. Alam, G. Alonso-Linaje, B. AkashNarayanan, A. Asadi *et al.*, "PennyLane: Automatic differentiation of hybrid quantum-classical computations," *arXiv preprint arXiv:1811.04968*, 2018.
- [9] T. Rohe, F. H. Ruiloba, S. Egger, S. von Beck, J. Stein, and C. Linnhoff-Popien, "Quantum computer benchmarking: An explorative systematic literature review," *arXiv preprint arXiv:2509.03078*, 2025.
- [10] G. Li, Y. Ding, and Y. Xie, "Tackling the qubit mapping problem for nisq-era quantum devices," in *Proceedings of the 24th International Conference on Architectural Support for Programming Languages and Operating Systems (ASPLOS)*. ACM, 2019, pp. 1001–1014.
- [11] M. D. Stefano, D. D. Nucci, F. Palomba, and A. D. Lucia, "An empirical study into the effects of transpilation on quantum circuit smells," *Empirical Software Engineering*, vol. 29, no. 3, p. 61, 2024.
- [12] M. Paltenghi and M. Pradel, "MorphQ: Metamorphic testing of the qiskit quantum computing platform," in *Proceedings of the 45th IEEE/ACM International Conference on Software Engineering (ICSE)*. IEEE, 2023, pp. 2413–2424.
- [13] P. D. Nation, A. A. Saki, S. Brandhofer, L. Bello, S. Garion, M. Treinish, and A. Javadi-Abhari, "Benchmarking the performance of quantum computing software for quantum circuit creation, manipulation and compilation," *Nature Computational Science*, vol. 5, pp. 427–435, 2025.
- [14] W. Mauerer and S. Scherzinger, "1-2-3 reproducibility for quantum software experiments," in *Proceedings of the 29th IEEE International Conference on Software Analysis, Evolution and Reengineering (SANER)*. IEEE, 2022, pp. 1247–1248.
- [15] S. Dasgupta, "Stability of quantum computers," *arXiv preprint arXiv:2404.19082*, 2024.
- [16] M. Willsch, D. Willsch, F. Jin, H. De Raedt, and K. Michielsen, "Benchmarking the quantum approximate optimization algorithm," *Quantum Information Processing*, vol. 19, no. 7, p. 197, 2020.
- [17] B. Baheri, Q. Guan, V. Chaudhary, and A. Li, "Quantum noise in the flow of time: A temporal study of the noise in quantum computers," in *Proceedings of the 28th IEEE International Symposium on On-Line Testing and Robust System Design (IOLTS)*. IEEE, 2022, pp. 1–5.
- [18] S. Dasgupta, T. S. Humble, and A. Danageozian, "Adaptive mitigation of time-varying quantum noise," in *Proceedings of the 4th IEEE International Conference on Quantum Computing and Engineering (QCE)*. IEEE, 2023, pp. 99–110.
- [19] B. Ye, P. Liang, M. T. Sabzevari, and A. A. Khan, "CLAIMSTAB-QC: Audit evidence package," 2026, artifact package to be released publicly after the review period.
- [20] Y. Kharkov, A. Ivanova, E. Mikhantiev, and A. Kotelnikov, "Arline benchmarks: Automated benchmarking platform for quantum compilers," *arXiv preprint arXiv:2202.14025*, 2022.
- [21] E. B. Wilson, "Probable inference, the law of succession, and statistical inference," *Journal of the American Statistical Association*, vol. 22, no. 158, pp. 209–212, 1927.
- [22] L. D. Brown, T. T. Cai, and A. DasGupta, "Interval estimation for a binomial proportion," *Statistical Science*, vol. 16, no. 2, pp. 101–133, 2001.
- [23] D. G. Altman, D. Machin, T. N. Bryant, and M. J. Gardner, Eds., *Statistics with Confidence: Confidence Intervals and Statistical Guidelines*, 2nd ed. London: BMJ Books, 2000.
- [24] A. Javadi-Abhari, M. Treinish, K. Krsulich, C. J. Wood, J. Lishman, J. Gacon, S. Martiel, P. D. Nation, L. S. Bishop, A. W. Cross *et al.*, "Quantum computing with Qiskit," *arXiv preprint arXiv:2405.08810*, 2024.
- [25] C. R. Harris, K. J. Millman, S. J. Van Der Walt, R. Gommers, P. Virtanen, D. Cournapeau, E. Wieser, J. Taylor, S. Berg, N. J. Smith *et al.*, "Array programming with numpy," *Nature*, vol. 585, no. 7825, pp. 357–362, 2020.
- [26] P. Virtanen, R. Gommers, T. E. Oliphant, M. Haberland, T. Reddy, D. Cournapeau, E. Burovski, P. Peterson, W. Weckesser, J. Bright *et al.*, "SciPy 1.0: Fundamental algorithms for scientific computing in Python," *Nature Methods*, vol. 17, no. 3, pp. 261–272, 2020.
- [27] A. Meijer-van de Griend, "A comparison of quantum compilers using a DAG-based or phase polynomial-based intermediate representation," *arXiv preprint arXiv:2304.08814*, 2023.
- [28] B. Tan and J. Cong, "Optimal layout synthesis for quantum computing," *arXiv preprint arXiv:2007.15671*, 2020.
- [29] P. Christiansen, L. Binkowski, D. Ramacciotti, and S. Wilkening, "Quantum tree generator improves QAOA state-of-the-art for the knapsack problem," *arXiv preprint arXiv:2411.00518*, 2024.
- [30] E. Osaba, M. Petrič, I. Oregi, R. Seidel, A. Ruiz, S. Bock, and M.-A. Kourtis, "Eclipse Qrisp QAOA: description and preliminary comparison with Qiskit counterparts," *arXiv preprint arXiv:2405.20173*, 2024.
- [31] V. Gheorghiu, J. Huang, S. M. Li, M. Mosca, and P. Mukhopadhyay, "Reducing the CNOT count for Clifford+T circuits on NISQ architectures," *arXiv preprint arXiv:2011.12191*, 2020.
- [32] P. Rakyta, G. Morse, J. Nádori, Z. Majnay-Takács, O. Mencer, and Z. Zimborás, "Highly optimized quantum circuits synthesized via data-flow engines," *arXiv preprint arXiv:2211.07685*, 2022.
- [33] A. Li, S. Stein, S. Krishnamoorthy, and J. Ang, "QASMBench: A low-level quantum benchmark suite for NISQ evaluation and simulation," *ACM Transactions on Quantum Computing*, vol. 4, no. 2, pp. 1–26, 2023.
- [34] N. Quetschlich, L. Burgholzer, and R. Wille, "MQT Bench: Benchmarking software and design automation tools for quantum computing," *Quantum*, vol. 7, p. 1062, 2023.
- [35] J. Wurtz and P. J. Love, "MaxCut quantum approximate optimization algorithm performance guarantees for  $p > 1$ ," *Physical Review A*, vol. 103, no. 4, p. 042612, 2021.
- [36] S. Steegen, F. Tuerlinckx, A. Gelman, and W. Vanpaemel, "Increasing transparency through a multiverse analysis," *Perspectives on Psychological Science*, vol. 11, no. 5, pp. 702–712, 2016.
- [37] U. Simonsohn, J. P. Simmons, and L. D. Nelson, "Specification curve analysis," *Nature Human Behaviour*, vol. 4, no. 11, pp. 1208–1214, 2020.
- [38] J. Zhang, Q. Zhang, G. H. Xu, and M. Kim, "Qdiff: Differential testing of quantum software stacks," in *Proceedings of the 36th IEEE/ACM International Conference on Automated Software Engineering (ASE)*. IEEE, 2021, pp. 692–704.
- [39] E. Mendiluze, S. Ali, P. Arcaini, and T. Yue, "Muskit: A mutation analysis tool for quantum software testing," in *Proceedings of the 36th IEEE/ACM International Conference on Automated Software Engineering (ASE)*. IEEE, 2021, pp. 1266–1270.
- [40] X. Wang, P. Arcaini, T. Yue, and S. Ali, "Quito: a coverage-guided test generator for quantum programs," in *Proceedings of the 36th IEEE/ACM International Conference on Automated Software Engineering (ASE)*. IEEE, 2021, pp. 1237–1241.
- [41] L. J. Kitt and M. B. Cohen, "MorphQ++: A reproducibility study of metamorphic testing on quantum compilers," in *Proceedings of the 39th IEEE/ACM International Conference on Automated Software Engineering Workshops (ASEW)*. ACM, 2024, pp. 8–14.
- [42] M. Paltenghi and M. Pradel, "Qite: Assembly-level, cross-platform testing of quantum computing platforms," *arXiv preprint arXiv:2503.17322*, 2025.
- [43] G. Bisicchia, A. Bocci, J. García-Alonso, J. M. Murillo, and A. Brogi, "Qsimbench: An execution-level benchmark suite for quantum software engineering," in *Proceedings of the 6th IEEE International Conference on Quantum Computing and Engineering (QCE)*. IEEE, 2025, pp. 175–180.
- [44] A. Muttakin, S. Mondal, and C. K. Roy, "The state of open science in software engineering research: A case study of ICSE artifacts," *arXiv preprint arXiv:2601.02066*, 2026.

- [45] V. Gierisch and W. Mauerer, "Qef: Reproducible and exploratory quantum software experiments," *arXiv preprint arXiv:2511.04563*, 2025.
- [46] E. Moguel, J. A. Parejo, A. Ruiz-Cortés, J. Garcia-Alonso, and J. M. Murillo, "Quantum software experiments: A reporting and laboratory package structure guidelines proposal," in *Proceedings of the 4th IEEE International Conference on Quantum Software (QSW)*. IEEE, 2025, pp. 185–194.
- [47] S. Dasgupta and T. S. Humble, "Reproducibility in quantum computing," in *Proceedings of the 20th IEEE Computer Society Annual Symposium on VLSI (ISVLSI)*. IEEE, 2021, pp. 458–461.
- [48] M. Paltenghi and M. Pradel, "Bugs in quantum computing platforms: an empirical study," *Proceedings of the ACM on Programming Languages*, vol. 6, no. OOPSLA1, pp. 1–27, 2022.
- [49] M. De Stefano, F. Pecorelli, D. Di Nucci, F. Palomba, and A. De Lucia, "The quantum frontier of software engineering: A systematic mapping study," *Information and Software Technology*, vol. 175, p. 107525, 2024.
- [50] A. García de la Barrera, I. García-Rodríguez de Guzmán, M. Polo, and M. Piattini, "Quantum software testing: State of the art," *Journal of Software: Evolution and Process*, vol. 35, no. 4, p. e2419, 2023.