

Speech Playground: An Interactive Tool for Speech Analysis and Comparison

Stephen McIntosh¹, Daisuke Saito¹, Nobuaki Minematsu¹

¹ The University of Tokyo, Japan
 {smcintosh,mine}@gavo.t.u-tokyo.ac.jp

Abstract

This paper presents Speech Playground, an interactive speech visualization and comparison tool. While existing tools such as Praat are excellent, it can be cumbersome to integrate them with modern deep learning representations and use them for comparison. Speech Playground addresses this by combining a Python backend with a web-based frontend for interactive exploration of multiple feature types, including continuous, discrete, and variable-length representations. It includes TextGrid and forced alignment support together with configurable distance and alignment settings for visual and auditory comparison. Speech Playground is intended for use in speech research, representation validation, and computer-aided pronunciation training (CAPT)-oriented experimentation.

Index Terms: speech analysis, utterance comparison, CAPT

1. Introduction

Interactive tools for speech analysis such as Praat are widely used in speech research and are also useful for speech feedback in CAPT settings. However, recent deep-learning-based speech research has produced many different representations such as self-supervised or articulatory features. Comparing these requires Python-based encoders, alignment code, and ad-hoc visualization scripts, which is cumbersome.

In this paper, we present Speech Playground¹, an extensible interactive tool for visualization of speech features and utterance comparison. Speech Playground has two modes: *Analysis* for single-track visualization (Figure 1) and *Diff* (Figure 2) for utterance comparison.

Speech Playground provides a single interactive environment in which users can compare speech encoders, continuous, discrete, and variable-length representations, and alternative distance and alignment settings on the same utterance pair. We envision the following use cases: (1) **Speech research** using speech features unavailable in other tools and *Diff* mode to explain variation in speech with respect to a reference; (2) **Representation validation** by checking whether a representation captures a specific contrast or behaves consistently with the audio; and (3) **CAPT-oriented experimentation** using *Diff* mode to show where and how model speech and learner speech are different.

2. Overview

2.1. Architecture

Speech Playground comprises three components:

¹<https://github.com/stephenmac7/speech-playground>

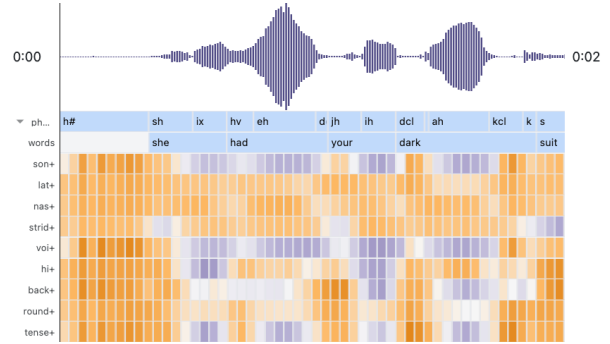


Figure 1: *Sample viewer* with TextGrid annotation and phonological vector tiers [1]. Positive and negative activations are shaded purple and orange, respectively.

The **frontend** is a SvelteKit application that provides two primary modes: *Analysis*, for examining a single utterance, and *Diff*, for aligning and comparing two utterances. WaveSurfer.js is used for waveform visualization. IndexedDB is used to manage and persist uploaded recordings and metadata such as transcription and TextGrid files.

The **backend** is a FastAPI (Python) server exposing speech processing endpoints including encoding, segmentation, and alignment, lazily loading models on demand for fast startup and iteration.

The **speech-processing library** provides a uniform interface over feature extractors, called *encoders*. Each encoder maps waveforms to a sequence of continuous frame- or segment-level representations. Built-in encoders include SSL, articulatory, phonological-feature, and segmental representations, including SSL-derived variable-length representations such as ZeroSyl [2]. Representations can optionally be transformed into discrete units or grouped into coarser variable-length segments.

The speech-processing library also includes functions for comparing utterances (used in *Diff* mode). It includes functions that compute similarity matrices between utterances and perform discrete or segment-based alignments, producing diffs with insertions, deletions, and substitutions. Users can switch between distance measures and alignment settings, including global and semi-global matching. For fixed-rate representations, Speech Playground defaults to dynamic time warping (DTW) via `dtw-python`²; variable-length segmental representations and discrete tokenizations can be compared with alternative alignment methods.

²<https://dynamictimewarping.github.io/python/>

Speech Playground

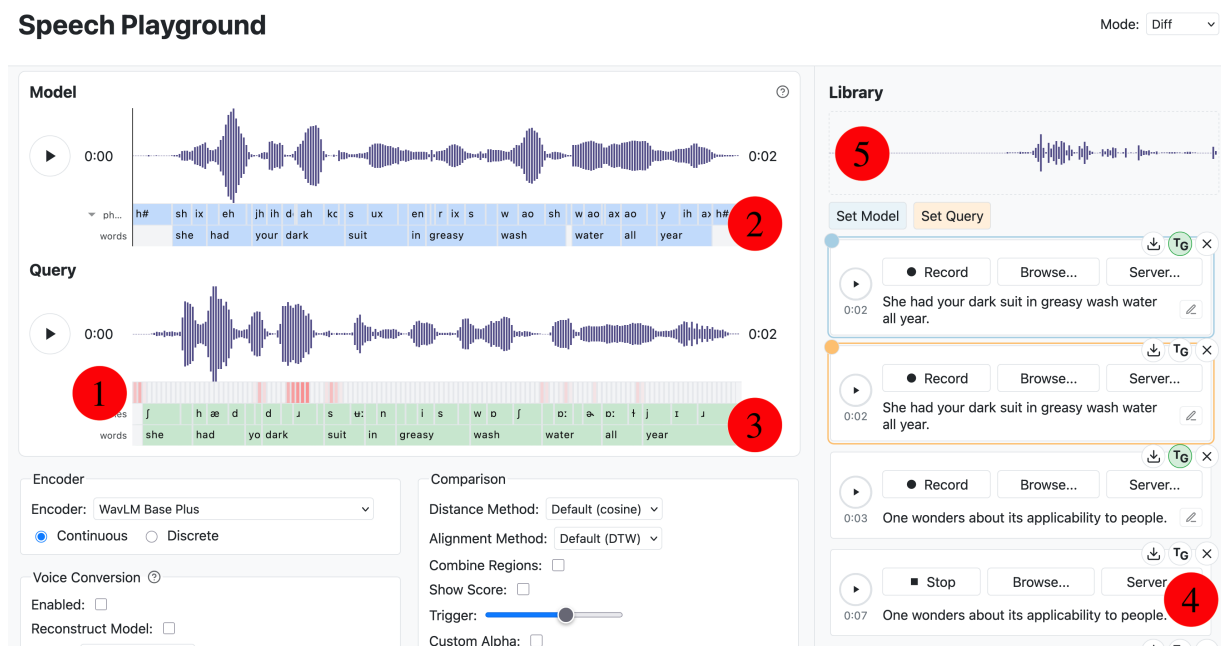


Figure 2: *The full UI in Diff mode. The top tier in the Query 1 shows the frame-wise DTW distance to the Model (higher distances in red). The blue tiers 2 shown on the Model represent TextGrid tiers and are available for samples in the library with an attached TextGrid file (indicated by a green Tg button). The green tiers 3 shown on the Query are a forced alignment using the optional MFA service. The user is currently recording new audio for the last “One wonders about its applicability to people” sample 4 (recording progress shown at 1).*

2.2. Components

Figure 2 shows the full UI. It consists of a mode selector at the top right, a **library** in a sidebar on the right, and a main area on the left containing **sample viewer(s)** and **configuration**.

The **library** manages recordings and metadata (*tracks*), including transcripts and TextGrid files. Selected tracks are visualized in one or more **sample viewers**, which display the waveform together with interval tiers such as annotations, encoder-derived segments, or phonological features. For tracks with transcripts, the viewer can also request a forced alignment³. The sample viewer is interactive: it can be zoomed and scrolled, and users can listen to segments of the audio by dragging over the waveform or intervals. In *Diff* mode, holding `Shift` while selecting an area to play will play the corresponding audio in the *other* track’s sample viewer.

2.3. Workflow

Selected track(s) are encoded and compared (when in *Diff* mode) according to the selected configuration whenever either changes, allowing users to interactively switch encoders, discretization settings, distance measures, and alignment modes while exploring the results. Beyond locating mismatches, the aligned phonological and articulatory views can help users interpret how two utterances are different. For example, Figure 3 shows articulatory inversion features aligned at a single frame, allowing direct inspection of estimated articulator differences between the two utterances.

3. Conclusion

Speech Playground is an interactive tool for analyzing and comparing speech. Its extensible design makes it easy to compare different speech representations and processing strategies

³Forced alignment requires an additional backend server: <https://github.com/stephenmac7/mfa-service>

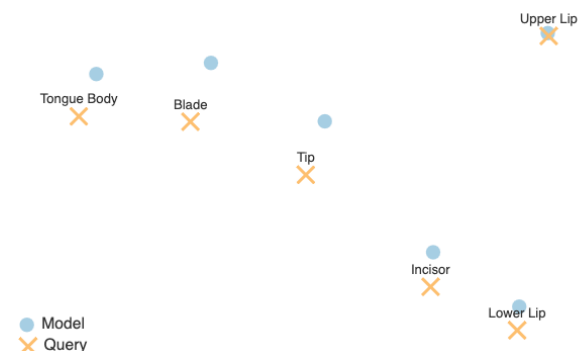


Figure 3: *Articulatory inversion features [3] in Diff mode at a single frame. Animated when a sample plays.*

within a single interface, making it useful for speech research, representation validation, and CAPT-oriented experimentation.

4. Generative AI Use Disclosure

LLMs were used for coding assistance and final proofreading.

5. References

- [1] K. Choi, E. Yeo, C. J. Cho, D. Harwath, and D. R. Mortensen, “[b]=[d]-[t]+[p]: Self-supervised Speech Models Discover Phonological Vector Arithmetic,” in *Findings of the Association for Computational Linguistics: ACL 2026*, Jul. 2026.
- [2] N. Visser, S. Malan, D. Slabbert, and H. Kamper, “ZeroSyl: Simple Zero-Resource Syllable Tokenization for Spoken Language Modeling,” <https://arxiv.org/abs/2602.15537v1>, Feb. 2026.
- [3] C. McGhee, M. J. F. Gales, and K. M. Knill, “Training Articulatory Inversion Models for Interspeaker Consistency,” in *Proc. Interspeech 2025*, 2025, pp. 5583–5587.