

Do Multimodal Large Language Models Need Reasoning to Classify Dementia from Speech?

Liming Wang
MIT CSAIL
Cambridge, USA
limingw@csail.mit.edu

Bradford C. Dickerson
Massachusetts General Hospital and Harvard Medical School
Boston, USA
brad.dickerson@mgh.harvard.edu

Neguine Rezaii
Massachusetts General Hospital and Harvard Medical School
Boston, USA
NREZAII@mgh.harvard.edu

James Glass
MIT CSAIL
Cambridge, USA
glass@mit.edu

Abstract—Multimodal large language models (MLLMs) have emerged as a promising approach for improving the accuracy, transferability, and explainability of automatic dementia classification (ADC) systems from voice recordings. Yet it remains unclear whether their reasoning capabilities are beneficial for ADC, and how such capabilities should be leveraged. In this paper, we conduct a careful evaluation of reasoning MLLMs for ADC and show that naive strategies, such as relying on text-based rationales, can lead to hallucinated and inconsistent rationales for diagnosis and yield inferior ADC performance compared with LLM-free baselines. To overcome this limitation, we propose Dementia Thinker with Nonlinear Adaptor and Reinforcement Learning (DeTAiL), an adaptor-based framework that exploits the internal representations of reasoning MLLMs for improved dementia classification. Across two dementia datasets with distinct test formats and label granularities, DeTAiL consistently outperforms strong baselines and methods that rely on text-based rationales. Code and demo will be released upon acceptance.

Index Terms—Dementia, large language models, speech biomarker, paralinguistic classification

I. INTRODUCTION

Speech biomarkers have emerged as an automatic, low-cost, and non-invasive option for screening and monitoring cognitive impairment and dementia, including Alzheimer’s disease (AD). By listening to a patient’s voice, an AI system can detect clinically useful acoustic features such as pauses, disfluencies, and prosody, as well as linguistic cues such as lexical diversity. Leveraging these features, AI-driven systems have shown promise in detecting cognitive impairment (CI) or AD [1], classifying disease severity [2]–[4], and predicting future dementia onset [5]. However, most existing works on dementia classifiers often optimize accuracy, but rarely test whether and how these systems can adapt to new domains or communicate the reasoning behind their predictions.

Recent advances in large language models (LLMs) offer a promising path toward addressing these challenges. First, by training on large-scale free-form text data as well as text-based chain-of-thought (CoT) reasoning traces [6], LLMs are able to generate human-readable rationales, making it possible for them to explain their predictions using natural

language. Further, by training on large-scale multimodal data, proprietary multimodal LLMs (MLLMs) have demonstrated strong capabilities across a range of medical domains [7]–[9]. Finally, LLMs are known for their zero-shot and few-shot capabilities, enabling them to adapt rapidly to new domains at test time [6], [10]. This creates the possibility of building general-purpose and domain-invariant screening systems for cognitive impairment and AD pathology.

Several obstacles remain, however, before this vision can be realized. First, LLM reasoning may improve interpretability and adaptation, but may also introduce spurious rationales or distract the model from acoustic/linguistic evidence [11]–[13], especially when distinguishing among fine-grained cognitive states such as dementia and mild cognitive impairment (MCI). In high-stakes settings such as medical screening, unfaithful or misleading rationales are unacceptable, as they may contribute to misdiagnosis and delay timely clinical evaluation or treatment. Prior work on LLM reasoning has explored supervised finetuning (SFT) and domain-specific post-training with reinforcement learning (RL), such as group-relative policy optimization (GRPO) [14]. However, it remains unclear whether, and how, such reasoning-oriented post-training benefits LLM-based dementia diagnosis. Further, MLLMs often underperform specialized models on speech classification tasks [15], including dementia classification [16]. Fully unlocking their potential for dementia diagnosis therefore remains an open challenge. This difficulty can be further exacerbated by the lack of ground-truth transcripts and by noisy speech recordings, which may introduce a domain mismatch between real-world dementia speech and the mostly clean speech data used to train many MLLMs. In this work, we address the following research question: *Do MLLMs need reasoning to classify dementia?* Our contributions are two-fold:

- We train and evaluate commonly used open-source MLLMs [17], [18] along three main axes:
 - 1) **Accuracy:** We evaluate the dementia classification performance of MLLMs finetuned with various

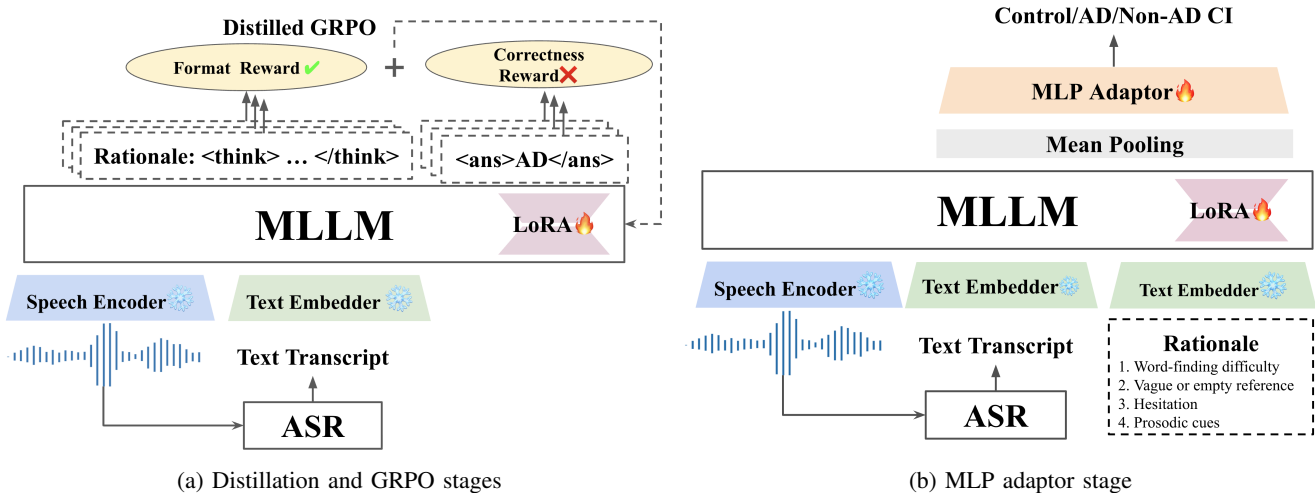


Fig. 1: **Overall Architecture of DeTAiL.** (a) In the distillation and GRPO stages, the MLLM learns to generate both the cognitive label and the textual rationale that explains its prediction; (b) in the MLP adaptor stage, a small MLP classifier is trained on the hidden representation of the MLLM given the prompt and the generated rationale.

techniques, including SFT, GRPO, GRPO with rationale distillation, and a non-linear adaptor applied to the latent representations of reasoning LLMs;

- 2) **Transferability:** We evaluate both zero-shot generalization and test-time adaptation (TTA) by training and testing on two dementia classification datasets with different domains and label granularities.
 - 3) **Explainability:** We assess whether adding rationale improves dementia classification and analyze the reliability of rationales generated by MLLMs [17], [18].
- We propose **Dementia Thinker** with nonlinear Adaptor and Reinforcement Learning (**DeTAiL**), an approach that better leverages information encoded in text-based rationales by probing the hidden representations of MLLMs during post-training. Across datasets, DeTAiL achieves improved classification performance and transferability over standard adaptation methods such as low rank adaptors (LoRA) [19].

Our work reveals that while reasoning is in general beneficial for the transferability of MLLM-based dementia classifiers, whether it helps the in-domain accuracy and explainability of the model depends on its quality, modality coverage, and alignment with the target dataset.

II. RELATED WORK

Speech-based dementia classification. Early work on speech-based automatic dementia classification (ADC) such as Alzheimer detection used hand-crafted speech and linguistic features [1], [20], [21]. Other work leveraged deep learning architectures [22]–[25] and pretrained speech and text foundation models [26]–[28]. Early work tended to focus on sentence-level binary detection (healthy or not) with datasets such as Alzheimer’s Dementia Recognition through Spontaneous Speech (ADReSS) [1], ADReSSo [5] and Framingham Heart

Study (FHS) [20], while later benchmarks such as PROCESS [2] moved toward more fine-grained classification. To enable explainability, such methods are often combined with post-hoc interpretability methods such as SHAP [29], [30].

MLLMs for dementia and cognitive assessment. More recently, MLLMs have been explored for ADC [4], [9], [25], [31]–[35]. Early LLM-based approaches typically prompt MLLMs directly for dementia classification using in-context learning and CoT reasoning [9], [16], [31], but often report performance below that of strong non-LLM baselines. Subsequent studies improved performance through SFT [32], [35] using parameter-efficient adaptation such as LoRA [19], [35] or lightweight linear adaptors [32]. Other work has explored paired perplexity from LLMs [36], agentic workflows [37]–[39], or used MLLMs to generate synthetic data for augmenting non-LLM dementia classifiers [33]. Beyond Alzheimer’s disease, MLLMs have also been applied to other cognitive and neurodegenerative conditions, including Parkinson’s disease [40], aphasia [41], [42], ALS [43], and multi-disease settings [4], [43]. Recent studies further examine cross-lingual transfer for Alzheimer’s disease classification [35] and fine-grained profiling of cognitive functions, including memory, executive function, attention, and language, to support more explainable dementia diagnoses [38].

LLM Faithfulness. Early work on CoT reasoning claimed that the rationale generated by the LLMs provides insights into the internal decision making process of LLMs [6]. However, later work applied various counterfactual perturbations to the rationale and prompt and revealed the LLM explanations to be plausible yet misleading in general question answering tasks [11], [12], [44]. [13] applied similar techniques to medical reasoning LLMs and found similar trends. Others have proposed to view the LLM rationale as a form of prompt augmentation rather than a literal explanation [45]. Improving LLM faithfulness remains an open challenge.

III. METHOD

In this section, we formulate the problem of *explainable dementia classification* (EDC) and describe our proposed method, **DeTAiL**, as illustrated in Fig. 1. In EDC, an automatic dementia classifier (ADC) is given a multimodal prompt $q := (x, t)$, where x is the speech waveform and t is either the ground-truth transcript or a transcript predicted from x by an automatic speech recognizer (ASR). The goal is to predict the speaker’s cognitive status y , which may be a coarse label such as AD or control, or a finer-grained label such as non-AD CI, AD, or control. In addition to the final predicted label \hat{y} , an explainable classifier generates a rationale z , represented as intermediate text tokens produced before the final answer.

Although a pretrained LLM can be prompted as an ADC, it often underperforms domain-specialized models. DeTAiL therefore adapts a pretrained MLLM policy $\pi_\theta(\cdot)$ through three post-training stages: rationale distillation, RL post-training, and nonlinear hidden state adaptation. In the *distillation* stage, the model learns from a strong teacher LLM $\pi_{\theta_{\text{teacher}}}$ that generates a label-conditioned teacher rationale:

$$z_{\text{teacher}} \sim \pi_{\theta_{\text{teacher}}}(\cdot | x, t, y), \quad (1)$$

where the multimodal input and gold label are wrapped using the template in Table I. The student is then trained with SFT to generate both the teacher rationale and the cognitive-status label from a prediction-time prompt that does not reveal the gold label:

$$\min_{\theta} -\mathbb{E}_{x,t,y} \log \pi_{\theta}(z_{\text{teacher}}, y | x, t). \quad (2)$$

Instead of updating the full model, we use LoRA [19] with rank $r = 128$ and scaling factor $\alpha = 32$. In the *RL post-training* stage, we further optimize the distilled model using GRPO [14]. Given prompt q , the model samples an output $o := (\hat{z}, \hat{y})$ consisting of a rationale and a label. We optimize the policy with a reward $r(o, y)$ that combines a correctness reward $r_c(\hat{y}, y)$ and a format reward $r_f(o)$. The correctness reward checks whether the predicted label matches the reference label, while the format reward checks whether the output follows the “<think>...</think><answer>...</answer>” structure:

$$r_c(\hat{y}, y) = \begin{cases} 1, & \text{if } \hat{y} = y \\ 0, & \text{otherwise} \end{cases},$$

$$r_f(o) = \begin{cases} 1, & \text{if } o \text{ follows the format} \\ 0, & \text{otherwise} \end{cases}.$$

For each prompt, GRPO samples a group of G rollouts o_1, \dots, o_G and computes their rewards r_1, \dots, r_G . This groupwise comparison provides an advantage estimate without training an explicit value function. The optimization objective is

$$\min_{\theta} -\mathbb{E}_{q,o} \frac{1}{G} \sum_{i=1}^G \frac{1}{|o_i|} \sum_{j=1}^{|o_i|} \left[\ell_{i,j}^{\text{clip}}(\theta) - \beta D_{\text{KL}}(\pi_{\theta} \parallel \pi_{\theta_d}) \right], \quad (3)$$

TABLE I: Prompt template for generating evidence-based explanations conditioned on a gold cognitive-status label.

Prompt template
<audio>
You are given an audio recording, its transcript, and the gold cognitive-status label.
Your task is not to classify from scratch. Instead, explain why the provided gold label is appropriate based only on observable evidence from the audio and transcript.
Focus on evidence such as:
- word-finding difficulty
- vague or empty references
- semantic substitutions
- repetitions or perseveration
- disorganized narrative structure
- missing story elements
- fluency or hesitation patterns
- acoustic/prosodic cues, only if clearly present
Do not contradict the gold label.
Do not invent unsupported symptoms.
Do not diagnose beyond the provided label.
Do not mention the gold label in the explanation.
Transcript:
{transcript}
Gold label: {gold_label}
Allowed labels: {label_str}
Output exactly in this format:
<think>
Linguistic evidence: transcript-level observations relevant to the provided status, without naming the status.
Acoustic/prosodic evidence: audible speech observations; if no reliable acoustic cue is present, write ‘no clear acoustic cue.’
Overall: one concise sentence summarizing why the observations are consistent with the provided status, without naming the status.
</think>
<answer>{gold_label}</answer>

where θ_d denotes the distilled parameters from the first stage, D_{KL} is the estimated Kullback–Leibler (KL) divergence that regularizes the updated policy against the distilled policy, β controls the KL penalty, and

$$\ell_{i,j}^{\text{clip}}(\theta) := \min \left\{ \alpha_{i,j}(\theta) \hat{A}_{i,j}, \text{clip}(\alpha_{i,j}(\theta), 1 - \epsilon, 1 + \epsilon) \hat{A}_{i,j} \right\}, \quad (4)$$

for some hyperparameter $\epsilon > 0$, where

$$\alpha_{i,j}(\theta) := \frac{\pi_{\theta}(o_{i,j} | q, o_{i,<j})}{\pi_{\theta_d}(o_{i,j} | q, o_{i,<j})}, \quad (5)$$

and $\hat{A}_{i,j} \approx \frac{r_i - \text{mean}(r_1, \dots, r_G)}{\text{std}(r_1, \dots, r_G)}$ is the normalized group advantage for rollout i at token position j . We again use LoRA in this stage.

For cross-domain evaluation, we optionally apply test-time reinforcement learning (TTRL) [46] on unlabeled target-domain samples. Specifically, we generate multiple candidate labels $\hat{y}_1, \dots, \hat{y}_G$, obtain a pseudo-label \tilde{y} by groupwise majority voting, and use \tilde{y} in place of the unknown gold label when computing the correctness reward for GRPO.

Finally, the *nonlinear adaptor* stage uses the MLLM’s hidden representation rather than relying only on the generated text. We feed the post-trained MLLM either the multimodal prompt with its self-generated rationale (q, \hat{z}) or the multimodal prompt with the teacher rationale (q, z_{teacher}) . We then extract the last-layer hidden states h_1, \dots, h_L , where $L = |q| + |\hat{z}|$, and train a small multi-layer perceptron (MLP) classifier on the mean-pooled representation:

$$\min_{\phi} -\mathbb{E}_{x,t,y} \log p_{\phi}(y | \bar{h}), \quad (6)$$

where $\bar{h} = \frac{1}{L} \sum_{i=1}^L h_i$ and ϕ denotes the MLP parameters. This adaptor probes whether dementia-relevant information is encoded in the MLLM representation even when the textual rationale is incomplete or noisy.

IV. EXPERIMENTS

A. Datasets

We evaluate our method on two dementia speech datasets: ADReSS [1] and the Longitudinal Early-Onset Alzheimer’s Disease Study (LEADS) dataset [47]. The LEADS dataset contains 188 pathology-confirmed cases and more than 300 participants in total, with confirmed cognitive and biomarker status and an average age of 57 years and an approximately equal number of males and females. We also perform a 10-fold cross validation on LEADS as it does not have a standard split. We use area under the curve (AUC) as the primary evaluation metric because it provides a threshold-independent measure of ADC performance. For LLM-based approaches without the MLP adaptor, we extract probability scores by averaging the token probabilities assigned to the answer label names: `alzheimers_disease`, `control`, and `non_ad_cognitive_impairment`. For LEADS, we additionally report AUC (CI only), which evaluates fine-grained discrimination among cognitively impaired participants, and AUC (3 class), which evaluates classification across all three classes. For ADReSS, we use the human-annotated transcripts. For LEADS, we obtain transcripts with Whisper-Large V3 in addition to the ground-truth transcripts. Because the ASR transcripts empirically contain more dementia-relevant information, we use them for all LEADS experiments unless otherwise specified. To obtain teacher rationales for distillation, we prompt Gemini3.5-Flash with the transcript and gold label. For LEADS, we do not condition Gemini3.5-Flash on raw audio in order to preserve patient privacy. As a sanity check, we train DeTAiL with Qwen2.5-Omni-7B using these rationales and obtain a 2-class AUC of 100% and CI-only AUC of 93%, suggesting that the generated rationales are largely consistent with the labels.

B. Experimental Setup

We use Qwen-family LLM models [17], [18], [48] for most experiments and perform SFT and GRPO with `ms-swift` [49]. For GRPO, we use group size $G = 4$, a learning rate of $1e-5$, micro-batch size 8, two A6000 GPUs, and one training epoch. For SFT, we use a learning rate of $1e-4$ and train for 20 epochs. Unless otherwise stated, all other hyperparameters follow the toolkit defaults. During inference, we use top- p sampling with $p = 0.99$, temperature 1, and a maximum generation of 4096 tokens. The MLP adaptor has two fully connected layers with ReLU activation and a hidden layer size of 768. As non-LLM baselines, we use ADC models based on pretrained Whisper [50] encoder embeddings and text-language-model embeddings from BERT [51] and Clinical BERT [52]. For text-only baselines, we use the same MLP adaptor as in the MLLM experiments. For speech, we use Whisper-Small as the backbone with layer-weighting and

temporal pooling, following [28]. For multimodal baselines, we combine the predicted probabilities from the speech and text branches using weighted late fusion.

TABLE II: **In-domain dementia classification results on ADReSS.** For DeTAiL, “teacher” denotes conditioning on rationales generated by Gemini3.5-Flash, whereas “self” denotes conditioning on rationales generated by the adapted MLLM itself. Acc. denotes accuracy. Boldface and underlining denotes the best and second-best results, respectively. Models marked with “*” uses average result over multiple seeds for the metrics and the equal-error-rate threshold for accuracy.

Adaptor	Base Model	Post Training	AUC (%)	Acc. (%)
Random Forest* [21], [36]			91.3	82.8
MLP [53]	BERT+SpeechBERT	SFT	-	82.9
MLP	Whisper	SFT	87.7	80.8
MLP	BERT+Whisper	SFT	94.1	87.5
Linear [32]	Llama3.2-1B-Instruct	SFT	-	<u>87.5</u>
None* [36]	Mistral	None	<u>93.9</u>	86.4
None [35]	Qwen2.5-Omni-7B	CoT	-	83.3
None	Qwen2.5-Omni-7B	None	47.6	52.1
LoRA	Qwen2.5-Omni-7B	GRPO	86.3	79.0
LoRA	Qwen2.5-Omni-7B	Distilled SFT	88.9	<u>87.5</u>
LoRA	Qwen2.5-Omni-7B	Distilled GRPO	90.5	85.3
MLP	Qwen2.5-Omni-7B	None	88.9	87.5
MLP	Qwen3-Omni-30B	None	89.8	85.4
DeTAiL (teacher)	Qwen2.5-Omni-7B	Distilled GRPO	92.4	85.4
DeTAiL (self)	Qwen2.5-Omni-7B	Distilled GRPO	93.6	89.5

C. In-domain EDC Results

Table II reports the in-domain results on ADReSS, where we compare DeTAiL with representative published baselines on ADReSS, including the best non-LLM method based on random forests [21] and the best LLM-based method using Mistral [36], though some have settings slightly different from ours and should be viewed as contextual rather than directly comparable. The BERT+Whisper baseline achieves 94.1% AUC, improving the audio-only baseline by +6.4 absolute AUC points. In contrast, zero-shot prompting of Qwen2.5-Omni-7B performs near chance, suggesting that the pretrained MLLM does not directly expose reliable dementia-discriminative cues through label-token probabilities. This is confirmed by the fact that adding in-context learning and CoT reasoning [35] improves AUC to 83.3%.

Post-training substantially improves the MLLM. GRPO raises the AUC to 86.3%, while adding rationale distillation further improves performance to 88.9% with SFT and 90.5% with GRPO. These results indicate that reasoning-oriented post-training can improve MLLM-based ADC, although LoRA-based adaptation still trails the strongest non-LLM multimodal baseline.

The frozen-MLLM results show a complementary pattern. Even without generative post-training, an MLP trained on MLLM hidden representations achieves 88.9% AUC with Qwen2.5-Omni-7B and 89.8% AUC with Qwen3-Omni-30B. This suggests that MLLMs encode dementia-relevant information internally even when zero-shot textual predictions are

TABLE III: **In-domain dementia classification results on LEADS with 10-fold cross validation (CV)**. We report two-class AUC, CI-only AUC for fine-grained CI discrimination, and three-class AUC. For DeTAiL, “teacher” denotes conditioning the MLLM on rationales generated by Gemini3.5-Flash, whereas “self” denotes conditioning on the rationale generated by the adapted MLLM itself. “*” denotes results with a different CV split from ours.

Adaptor	Base Model	Post Training	AUC (%)	AUC (CI only,%)	AUC (3 class,%)
XGBoost* [47]			94.5	80.4	-
MLP* [47]	RoBERTa (GT text)	SFT	98.8	90.4	-
MLP	BERT (GT text)	SFT	94.1±4.7	83.0±11.0	76.0±8.4
MLP	BERT (GT text)+Whisper	SFT	96.1±4.1	84.3±10.5	82.8±5.2
MLP	BERT	SFT	96.2±6.2	88.7±9.2	72.7±14.6
MLP	BERT+Whisper	SFT	96.3±6.0	89.1±9.2	81.9±9.9
MLP	Clinical BERT	SFT	94.5±4.2	90.2±7.4	59.0±5.2
None	Qwen2.5-Omni-7B	None	77.0±18.0	71.9±13.7	71.8±12.2
LoRA	Qwen2.5-Omni-7B	SFT	83.1±11.0	53.7±18.8	72.0±9.0
LoRA	Qwen2.5-Omni-7B	GRPO	81.7±12.0	59.9±27.1	73.1±12.4
LoRA	Qwen2.5-Omni-7B	Distilled GRPO	86.2±5.9	60.9±23.7	77.2±6.8
MLP	Qwen2.5-Omni-7B	None	94.4±6.5	83.9±15.5	88.7±7.1
MLP	Qwen3-Omni-30B	None	96.6 ±4.3	93.8 ±7.1	91.5 ±5.6
DeTAiL (teacher)	Qwen2.5-Omni-7B	Distilled GRPO	91.9±7.1	84.4±12.4	86.1±6.8
DeTAiL (self)	Qwen2.5-Omni-7B	Distilled GRPO	91.3±6.2	86.3±10.5	84.7±5.4

unreliable. Finally, DeTAiL further improves the MLP adaptor from 88.9% to 93.6% AUC and achieves the best accuracy, 89.5%. Compared with LoRA under the same distilled-GRPO post-training, DeTAiL improves AUC by 3.1 absolute points. The self-rationale variant outperforms the teacher-rationale variant on ADReSS, suggesting that rationales aligned with the base model’s own generation style may provide more useful conditioning than rationales generated by a stronger external teacher.

Table III shows results on the more fine-grained LEADS task. We include published XGBoost and RoBERTa baselines [47] as external reference points; because they use a different cross-validation split from ours, they should be interpreted as contextual rather than directly comparable. Text-based BERT baselines remain strong, reaching 94.1% AUC with ground-truth transcripts and 96.2% AUC with ASR transcripts. Adding speech further improves the ground-truth-transcript setting from 94.1% to 96.1% AUC. ASR text alone also performs competitively, suggesting that the Whisper decoder may preserve or introduce dementia-relevant information beyond the manually transcribed text. In the three-class setting, combining ASR text with audio improves AUC from 72.7% to 81.9%. Clinical BERT performs worse than vanilla BERT for the two-class task but better on the CI-only task, suggesting that clinical-domain text pretraining may be more useful for subtle distinctions among cognitively impaired groups than for separating controls from impaired participants. For Qwen2.5-Omni-7B, zero-shot performance is much lower than the BERT baselines. SFT and GRPO improve two-class AUC into the low 80s, and distilled GRPO further improves it to 86.2%, but LoRA-based methods remain below the non-LLM baselines. Replacing LoRA with an MLP adaptor substantially improves performance to 94.4% AUC, indicating that the MLLM hidden states contain useful dementia representations that are not fully exploited by direct text generation. Scaling

the base model further improves performance: Qwen3-Omni-30B with an MLP adaptor achieves the best results across all three LEADS metrics, including 96.6% two-class AUC and 93.8% CI-only AUC.

Unlike on ADReSS, adding rationale to the MLP adaptor does not uniformly improve EDC performance. DeTAiL improves over the Qwen2.5-Omni-7B MLP adaptor on the CI-only task, but decreases performance on two-class and three-class tasks. One possible explanation is that LEADS rationales are generated from transcripts without raw audio, and ASR noise may cause unreliable prosody-related evidence. Teacher rationales are slightly better than self-generated rationales on the two-class and three-class settings, but both remain below the best MLP-only adaptor. Overall, these results suggest that hidden-state adaptors are strong alternatives to LoRA for LLM-based EDC, while the value of explicit rationales depends on their quality, modality coverage, and alignment with the target dataset.

TABLE IV: **Cross-domain transferability between ADReSS and LEADS**. Qwen2.5-Omni-7B is used for all LLM-based experiments.

Adaptor	Post Train.	Train set	Test set	AUC (%)
LoRA	GRPO	ADReSS	ADReSS	86.3
LoRA	GRPO	LEADS	LEADS	81.7±12.0
MLP	None	LEADS	ADReSS	78.2±6.0
DeTAiL	Distilled GRPO	LEADS	ADReSS	82.3 ±5.2
LoRA	GRPO	ADReSS	LEADS	78.4±9.9
LoRA	TTRL	ADReSS	LEADS	75.6±12.5
MLP	None	ADReSS	LEADS	77.5±16.2
DeTAiL	Distilled GRPO	ADReSS	LEADS	85.3 ±10.3

D. Cross-domain EDC Results

To assess generalization under dataset shift, we train and test models across ADReSS and LEADS, as shown in Ta-

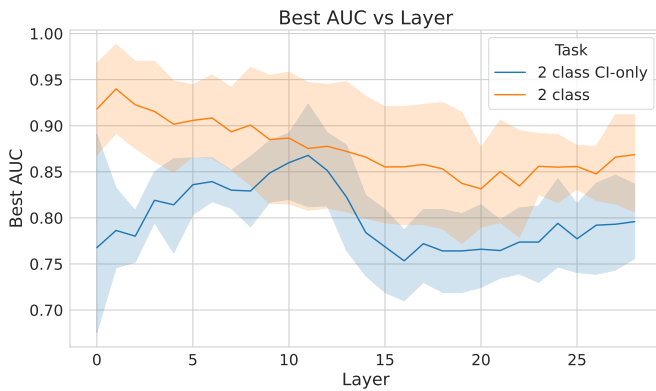


Fig. 2: **Effect of MLLM layer choice for nonlinear adaptation on LEADS.** We evaluate Qwen2.5-Omni-7B representations extracted from different layers with an MLP adaptor.

ble IV. All models degrade when evaluated out of domain, indicating substantial mismatch in elicitation protocol, label distribution, transcript quality, or other dataset-specific factors. TTRL does not improve over the original GRPO model in the ADReSS→LEADS setting, suggesting that majority-vote pseudo-labels are insufficient for reliable test-time adaptation in this task. The MLP adaptor, despite its strong in-domain performance, transfers worse than LoRA in the cross-domain settings. This suggests that the MLP can overfit to dataset-specific hidden-state patterns. In contrast, DeTAiL is more robust to domain shift, improving over the MLP by 5% relative AUC in the LEADS→ADReSS setting and by 10% relative AUC in the ADReSS→LEADS setting. These results suggest that rationale-conditioned hidden representations can improve transferability even when explicit rationales do not always improve in-domain performance.

TABLE V: **Effect of input modalities using MLP adaptors.** “A” denotes audio, “T” denotes text, and “V” denotes vision inputs from mel-spectrogram images.

	Dataset	AUC (%)
Qwen2.5-Omni-7B (A)	LEADS	66.3±3.9
Qwen2.5-Instruct-7B (T)	LEADS	87.3±6.4
Qwen3.5-VL-9B (V+T)	LEADS	95.2 ±6.6
Qwen2.5-Omni-7B (A+T)	LEADS	94.4±6.5
Qwen2.5-Omni-7B (A)	ADReSS	62.8
Qwen2.5-Instruct-7B (T)	ADReSS	84.7
Qwen3.5-VL-9B (V+T)	ADReSS	89.6
Qwen2.5-Omni-7B (A+T)	ADReSS	88.9

E. Ablation Analysis

We first ablate the input modality used by the MLP adaptor in Table V. Audio-only representations perform substantially worse than text-based or multimodal representations on both datasets, whereas text and spectrogram-image inputs provide stronger signals. The vision-text setting uses the newer Qwen3.5-VL-9B model, so its gains should be interpreted

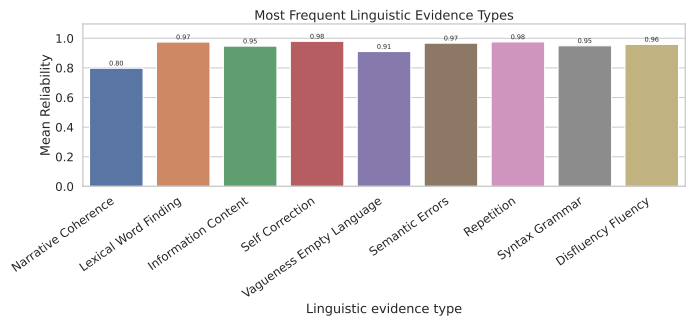


Fig. 3: **Reliability of the most frequent evidence types in the rationale for DeTAiL on ADReSS.** Reliability is estimated by computing the percentage of correct predictions using a given evidence.

jointly as an effect of both modality and model choice. Nevertheless, the results indicate that the hidden-state adaptor can exploit dementia-relevant information across multiple input formats.

We next study which MLLM layer provides the most useful hidden representation for ADC, as shown in Fig. 2. For the two-class setting, earlier layers tend to work better, suggesting that relatively low-level representations are sufficient for distinguishing controls from cognitively impaired participants. The trend differs for the CI-only setting, where the most informative representation appears around the 12th layer. Because the final layer is not consistently optimal, layer selection or layer fusion may further improve the adaptor.

Finally, we analyze the reliability of linguistic evidence types mentioned in DeTAiL rationales. We classify evidence types with a keyword-matching system and estimate reliability as the percentage of correct two-class predictions among samples whose rationales mention each evidence type, as shown in Fig. 3. Narrative coherence is the least reliable among the frequent evidence types, whereas word repetition and self-correction are the most reliable. This pattern suggests that MLLMs rely more reliably on local speech-language patterns than on global semantic coherence for the two-class setting, consistent with the layer-wise analysis in Fig. 2.

V. CONCLUSION AND FUTURE WORK

We study whether reasoning helps MLLMs classify dementia from speech by evaluating its effects on accuracy, transferability, and explainability in ADC. Our results show that explicit text-based rationales are not uniformly beneficial: they can improve performance and transferability in some settings, but may also be noisy, hallucinated, or misaligned with the evidence needed for robust classification. To better leverage reasoning MLLMs, we propose DeTAiL, a nonlinear adaptor that uses rationale-conditioned hidden representations rather than relying solely on generated explanations. Across two dementia speech datasets, DeTAiL improves over LoRA-based adaptation and shows stronger cross-domain transfer, suggesting that MLLMs encode useful dementia-relevant information internally even when their textual rationales are

imperfect. These findings highlight both the promise and limitations of reasoning MLLMs for clinical speech analysis. Reasoning traces may help expose and transfer useful representations, but they should not be treated as faithful clinical explanations without further validation. Future work will extend DeTAiL to additional domain-shift settings, including multilingual dementia speech and different elicitation protocols, and will investigate larger MLLMs, improved rationale-faithfulness evaluation, and stronger adaptation methods for reliable dementia screening support.

REFERENCES

- [1] S. Luz, F. Haider, S. de la Fuente, D. Fromm, and B. MacWhinney, "Alzheimer's dementia recognition through spontaneous speech: The ADReSS challenge," in *Proceedings of INTERSPEECH 2020*, 2020.
- [2] F. Tao *et al.*, "Early dementia detection using multiple spontaneous speech prompts: The PROCESS challenge," in *ICASSP*, 2025, signal Processing Grand Challenge.
- [3] F. Taherinezhad, M. J. M. Nezhad, S. Karimi, S. Rashidi, A. Zolnour, M. Dadkhah, Y. Haghbini, H. AzadMaleki, and M. Zolnoori, "Speech-based cognitive screening: A systematic evaluation of LLM adaptation strategies," 2025.
- [4] Q. Zhang, Y. Guo, and Y. Gong, "Unifying acoustic features and text with multimodal LLMs for neurodegenerative screening," 2026.
- [5] S. Luz, F. Haider, S. de la Fuente, D. Fromm, and B. MacWhinney, "Detecting cognitive decline using speech only: The ADReSSo challenge," in *Proceedings of INTERSPEECH 2021*, 2021.
- [6] J. Wei, X. Wang, D. Schuurmans, M. Bosma, B. Ichter, F. Xia, E. Chi, Q. V. Le, and D. Zhou, "Chain-of-thought prompting elicits reasoning in large language models," in *Neural Information Processing System*, vol. 35, 2022, pp. 24 824–24 837.
- [7] K. Saab *et al.*, "Capabilities of gemini models in medicine," 2024.
- [8] J. Achiam, S. Adler, S. Agarwal, L. Ahmad, I. Akkaya, F. L. Aleman, D. Almeida *et al.*, "GPT-4 technical report," *arXiv preprint arXiv:2303.08774*, 2023.
- [9] H. Amiri *et al.*, "ChatGPT-4o for few-shot pathological speech detection from spectrograms," 2025, preprint/proof-of-concept study on UA-Speech; verify exact title and venue before submission.
- [10] T. B. Brown *et al.*, "Language models are few-shot learners," in *Neural Information Processing System*, vol. 33, 2020, pp. 1877–1901.
- [11] M. Turpin, J. Michael, E. Perez, and S. R. Bowman, "Language models don't always say what they think: Unfaithful explanations in chain-of-thought prompting," in *Neural Information Processing System*, 2023, pp. 74 952–74 965. [Online]. Available: https://proceedings.neurips.cc/paper_files/paper/2023/hash/ed3fea9033a80fea1376299fa7863f4a-Abstract-Conference.html
- [12] K. Matton, R. O. Ness, J. Gutttag, and E. Kıcıman, "Walk the talk? measuring the faithfulness of large language model explanations," in *Proceedings of the Thirteenth International Conference on Learning Representations*, 2025. [Online]. Available: <https://openreview.net/forum?id=4ub9gpx9xw>
- [13] H. Afolabi *et al.*, "Faithful or just plausible? evaluating the faithfulness of closed-source LLMs in medical reasoning," in *Proceedings of the Fifth Machine Learning for Health Symposium*, ser. Proceedings of Machine Learning Research, vol. 297. PMLR, 2026, pp. 1562–1591. [Online]. Available: <https://proceedings.mlr.press/v297/afolabi26a.html>
- [14] Z. Shao, P. Wang, Q. Zhu, R. Xu, J. Song, X. Bi, H. Zhang, M. Zhang, Y. K. Li, Y. Wu, and D. Guo, "Deepseekmath: Pushing the limits of mathematical reasoning in open language models," *arXiv preprint arXiv:2402.03300*, 2024. [Online]. Available: <https://arxiv.org/abs/2402.03300>
- [15] V. Mehta, L. Wang, H. Kuehne, R. Feris, J. R. Glass, and M. J. Mirza, "CALM: Class-conditional sparse attention vectors for large audio-language models," *arXiv preprint arXiv:2602.07077*, 2026.
- [16] T. Zhang, J.-E. Ding, M. Ozolcer, F.-M. Hung, A. C.-C. Yang, F. Liu, Y.-R. Ji, and S. W. Bae, "Chain-of-thought reasoning with large language models for clinical alzheimer's disease assessment and diagnosis," 2026. [Online]. Available: <https://arxiv.org/abs/2602.13979>
- [17] J. Xu *et al.*, "Qwen2.5-Omni technical report," 2025. [Online]. Available: <https://arxiv.org/abs/2503.20215>
- [18] A. Yang *et al.*, "Qwen3 technical report," 2025. [Online]. Available: <https://arxiv.org/abs/2505.09388>
- [19] E. J. Hu, Y. Shen, P. Wallis, Z. Allen-Zhu, Y. Li, S. Wang, L. Wang, and W. Chen, "LoRA: Low-rank adaptation of large language models," in *International Conference on Learning Representations*, 2022.
- [20] T. Alhanai, R. Au, and J. Glass, "Spoken language biomarkers for detecting cognitive impairment," in *2017 IEEE Automatic Speech Recognition and Understanding Workshop (ASRU)*, 2017, pp. 409–416. [Online]. Available: <https://arxiv.org/abs/1710.07551>
- [21] M. Martinc, S. Pollak, and M. Robnik-Šikonja, "Temporal integration of acoustic and textual features for alzheimer's dementia recognition," in *Proceedings of INTERSPEECH 2021*, 2021, venue inferred from the ADReSS/ADReSSo challenge literature; verify page numbers before camera-ready use.
- [22] N. Dawalatabad, Y. Gong, S. Khurana, R. Au, and J. Glass, "Detecting dementia from long neuropsychological interviews," in *Findings of the Association for Computational Linguistics: EMNLP 2022*. Abu Dhabi, United Arab Emirates: Association for Computational Linguistics, 2022, pp. 5270–5283. [Online]. Available: <https://aclanthology.org/2022.findings-emnlp.386/>
- [23] M. Rohanian, J. Hough, and M. Purver, "Alzheimer's dementia recognition using acoustic, lexical, disfluency and speech pause features robust to noisy inputs," in *Proceedings of INTERSPEECH 2021*, 2021.
- [24] C. Xue, C. Karjadi, I. C. Paschalidis, R. Au, and V. B. Kolachalama, "Detection of dementia on voice recordings using deep learning: a framingham heart study," *Alzheimer's Research & Therapy*, vol. 13, p. 146, Aug. 2021.
- [25] L. Wang, S. Bhati, C. Karjadi, R. Au, and J. Glass, "Recognizing dementia from neuropsychological tests with state space models," in *2025 IEEE Automatic Speech Recognition and Understanding Workshop (ASRU)*. Honolulu, HI, USA: IEEE, 2025, pp. 1–7.
- [26] A. Balagopalan and J. Novikova, "Comparing acoustic-based approaches for alzheimer's disease detection," in *Interspeech*, 2021, pp. 3800–3804.
- [27] R. Hauly and J. Glass, "Classifying alzheimer's disease using audio and text-based representations of speech," *Frontiers in Psychology*, vol. 11, p. 624137, 2021.
- [28] J. Li, K. Song, J. Li, B. Zheng, D. Li, X. Wu, X. Liu, and H. Meng, "Leveraging pretrained representations with task-related keywords for alzheimer's disease detection," in *ArXiv*, 2023. [Online]. Available: <https://arxiv.org/pdf/2303.08019.pdf>
- [29] S. M. Lundberg and S.-I. Lee, "A unified approach to interpreting model predictions," in *Advances in Neural Information Processing Systems*, vol. 30. Curran Associates, Inc., 2017.
- [30] L. Tang, Z. Zhang, F. Feng, L. Yang, and H. Li, "Explainable alzheimer's disease detection using linguistic features from automatic speech recognition," *Dementia and Geriatric Cognitive Disorders*, vol. 52, no. 4, pp. 240–248, 2023.
- [31] F. Casu, E. Grosso, A. Lagorio, and G. A. Trunfio, "Optimizing and evaluating pre-trained large language models for alzheimer's disease detection," in *Proceedings of the 32nd Euromicro International Conference on Parallel, Distributed and Network-Based Processing*. Dublin, Ireland: IEEE, 2024, pp. 277–284.
- [32] C. Park, A. S. G. Choi, S. Cho, and C. Kim, "Reasoning-based approach with chain-of-thought for alzheimer's detection using speech and large language models," in *Proceedings of INTERSPEECH 2025*, 2025, arXiv:2506.01683; page numbers/proceedings metadata should be added from the official proceedings when available.
- [33] A. Zolnour, H. Azadmaleki, Y. Haghbini, F. Taherinezhad, M. J. M. Nezhad, S. Rashidi, M. Khani, A. Taleban, S. M. Sani, M. Dadkhah, J. M. Noble, S. Bakken, Y. Yaghoobzadeh, A.-H. Vahabie, M. Rouhizadeh, and M. Zolnoori, "LLMCARE: Alzheimer's detection via transformer models enhanced by LLM-generated synthetic data," *Front. Artif. Intell.*, 2025.
- [34] L. Jiang, Y. Zhou, and N. Parde, "What do LLMs know about alzheimer's disease? fine-tuning, probing, and data synthesis for AD detection," 2026.
- [35] Y.-L. Liu, Y. Li, Y. Chen, L. He, R. Feng, J. Chen, and J. Yuan, "Cross-lingual alzheimer's disease detection with multimodal llms via speech cue-augmented prompting and instruction tuning," in *ICASSP*, 2026, pp. 16 557–16 561.
- [36] Y. Xiao, H. Christensen, and S. Goetze, "Alzheimer's dementia detection using perplexity from paired large language models," in *Interspeech*, Rotterdam, The Netherlands, 2025.

- [37] R. Li, X. Wang, D. Berlowitz, J. Mez, H. Lin, and H. Yu, "CARE-AD: A multi-agent large language model framework for alzheimer's disease prediction using longitudinal clinical notes," *npj Digital Medicine*, vol. 8, no. 1, p. 541, 2025.
- [38] J. Kang, K. Li, D. Han, J. Li, J. Li, L. Meng, X. Wu, and H. Meng, "Agentic cognitive profiling: Realigning automated alzheimer's disease detection with clinical construct validity," 2026.
- [39] W. Hou, G. Yang, Y. Du, Y. Lau, L. Liu, J. He, L. Long, and S. Wang, "ADAgent: LLM agent for alzheimer's disease analysis with collaborative coordinator," in *AI for Clinical Applications*, J. Qiu, J. Wu, C. Langlotz, B. Huang, Z. Lei, H. Wu, H. Liu, and W. Xie, Eds. Springer Nature Switzerland, 2026, pp. 23–32. [Online]. Available: https://doi.org/10.1007/978-3-032-06004-4_3
- [40] J. L. Crawford, "Linguistic changes in spontaneous speech for detecting parkinson's disease using large language models," *PLOS Digital Health*, vol. 4, no. 2, p. e0000757, 2025.
- [41] Y. Cong, A. N. LaCroix, and J. Lee, "Clinical efficacy of pre-trained large language models through the lens of aphasia," *Scientific Reports*, vol. 14, p. 15573, 2024.
- [42] G. Merhbene, F. Lecron, P. Fortemps, B. C. Dickerson, M. Kurpicz-Briki, and N. Rezaii, "Detecting primary progressive aphasia (PPA) from text: A benchmarking study," in *Findings of the Association for Computational Linguistics: EACL 2026*, V. Demberg, K. Inui, and L. Marquez, Eds. Rabat, Morocco: Association for Computational Linguistics, Mar. 2026, pp. 355–374. [Online]. Available: <https://aclanthology.org/2026.findings-eacl/19/>
- [43] P. Zhang, H. H. Nguyen, Y. Song, W. Huang, T. I. Imu, H. P. Zou, J. Wu, H. Xu, and A. M. Rahmani, "AP-GRPO: Anchor-gated phonetic alignment with policy optimization for pathological speech reconstruction," 2026. [Online]. Available: <https://arxiv.org/abs/2606.15540>
- [44] B. Wang, S. Min, X. Deng, J. Shen, Y. Wu, L. Zettlemoyer, and H. Sun, "Towards understanding chain-of-thought prompting: An empirical study of what matters," in *Proceedings of the 61st Annual Meeting of the Association for Computational Linguistics (Volume 1: Long Papers)*. Toronto, Canada: Association for Computational Linguistics, 2023, pp. 2717–2739. [Online]. Available: <https://aclanthology.org/2023.acl-long.153>
- [45] S. Kambhampati, K. Valmeekam, S. Bhambri, V. Palod, L. Saldyt, K. Stechly, S. R. Samineni, D. Kalwar, and U. Biswas, "Position: Stop anthropomorphizing intermediate tokens as reasoning/thinking traces!" in *International Conference on Machine Learning*, 2026. [Online]. Available: <https://arxiv.org/abs/2504.09762>
- [46] Y. Zuo, K. Zhang, S. Qu, L. Sheng, X. Zhu, B. Qi, Y. Sun, G. Cui, N. Ding, and B. Zhou, "TTRL: Test-time reinforcement learning," in *Neural Information Processing System*, 2025. [Online]. Available: <https://arxiv.org/abs/2504.16084>
- [47] N. Rezaii, B. Wong, P. Aisen *et al.*, "Voiceprints of cognitive impairment: analyzing digital voice for early detection of alzheimer's and related dementias," *npj Dementia*, vol. 1, no. 35, 2025.
- [48] A. Yang *et al.*, "Qwen2.5 technical report," 2024. [Online]. Available: <https://arxiv.org/abs/2412.15115>
- [49] Y. Zhao, J. Huang, J. Hu, X. Wang, Y. Mao, D. Zhang, Z. Jiang, Z. Wu, B. Ai, A. Wang, W. Zhou, and Y. Chen, "SWIFT: A scalable lightweight infrastructure for fine-tuning," 2024. [Online]. Available: <https://arxiv.org/abs/2408.05517>
- [50] A. Radford, J. W. Kim, T. Xu, G. Brockman, C. McLeavey, and I. Sutskever, "Robust speech recognition via large-scale weak supervision," in *International Conference on Machine Learning*, 2023.
- [51] J. Devlin, M.-W. Chang, K. Lee, and K. Toutanova, "BERT: Pre-training of deep bidirectional transformers for language understanding," in *Proceedings of the 2019 Conference of the North American Chapter of the Association for Computational Linguistics: Human Language Technologies*, 2019, pp. 4171–4186.
- [52] E. Alsentzer, J. R. Murphy, W. Boag, W.-H. Weng, D. Jindi, T. Naumann, and M. B. A. McDermott, "Publicly available clinical BERT embeddings," in *Proceedings of the 2nd Clinical Natural Language Processing Workshop*, 2019, pp. 72–78.
- [53] Y. Zhu, X. Liang, J. A. Batsis, and R. M. Roth, "Exploring deep transfer learning techniques for alzheimer's dementia detection," *Frontiers in Computer Science*, vol. 3, p. 624683, 2021.