

Structural Pattern Mining in Inka Khipus: Unsupervised Clustering, Provenance Classification, and a Computational Validation of the Santa Valley Match

Maria Contreras¹

¹Universidad Peruana de Ciencias Aplicadas (UPC), Lima, Peru,
mariacontrerasdsg@outlook.com

July 2, 2026

Abstract

Khipus—knotted cord devices—were the primary recording medium of the Inka Empire (c. 1400–1532 CE), yet their system remains undeciphered. We present a reproducible machine-learning pipeline applied to the Open Khipu Repository (OKR), a public database of 619 khipus comprising 54,403 cords and 110,677 knots. We engineer 27 structural features per khipu and apply (i) unsupervised clustering via UMAP and HDBSCAN, recovering three structurally distinct groups (silhouette = 0.769); (ii) supervised provenance classification via gradient boosting, reaching $F_1 = 0.86$ for the Inka Late Horizon imperial style; and (iii) SHAP-based interpretability, which identifies cord twist direction as the dominant structural discriminator of imperial khipus. We further report two findings of methodological interest. First, one cluster is dominated not by a geographic region but by nineteenth-century European museum collections, indicating that colonial acquisition and recording practices are structurally encoded in the corpus. Second, we provide an independent computational verification of the recto/verso (moiety) structure of the six Santa Valley khipus reported by [Medrano and Urton \(2018\)](#), reproducing both the aggregate attachment ratio and the identification of the single mixed specimen—using only the public OKR database, without physical access to the objects. We additionally report a negative result: knot-type sequence order, encoded as n-grams, adds no provenance signal beyond aggregate features. All code and data are openly available.

Keywords: computational archaeology, khipu, quipu, unsupervised learning, UMAP, HDBSCAN, gradient boosting, SHAP, digital humanities, Andean studies

1 Introduction

The Inka Empire was the largest polity in the pre-Columbian Americas, administering millions of people across the Andes without a writing system in the conventional sense. In its place, the Inka state relied on *khipus* (Quechua for “knot”): assemblages of spun and plied cotton or camelid-fiber cords, knotted to record numerical and possibly narrative information. Spanish chroniclers described specialist record-keepers, the *khipukamayusqs*, who read these devices as administrative documents.

Roughly 1,000 khipus survive in museum and private collections worldwide. While the base-ten numerical convention of many khipus is well understood ([Ascher and Ascher, 1997](#); [Urton,](#)

2003), whether and how they encode language, names, or narratives remains one of the principal open problems in Andean studies. Most quantitative work to date has focused either on individual specimens or on matching numerical sums across related khipus (Urton and Brezine, 2005). The *structural* dimensionality of the full corpus—what construction conventions distinguish khipus across regions and periods—has received less systematic computational attention.

This paper applies modern machine-learning methods to the Open Khipu Repository (OKR), the most comprehensive public khipu database. Our contributions are:

1. A reproducible feature-engineering pipeline that converts the OKR’s relational structure into a 27-dimensional vector per khipu (Section 3).
2. An unsupervised analysis (UMAP + HDBSCAN) revealing three well-separated structural clusters, one of which reflects colonial collection bias rather than geography (Section 4).
3. A supervised provenance classifier with interpretability analysis, identifying cord twist direction as the signature of Inka imperial manufacture (Section 5).
4. An independent computational verification of the Santa Valley moiety structure reported by Medrano and Urton (2018) (Section 6).

2 Related Work

The systematic study of khipus as data begins with Ascher and Ascher (1997), whose descriptive code underlies modern databases. The Harvard Khipu Database Project, initiated by Urton and Brezine, formalized the recording of knot, cord, and color attributes at scale; Urton and Brezine (2005) used it to demonstrate hierarchical accounting relationships among the Puruchuco khipus, where lower-level cord sums reappear on higher-level khipus. Urton and Chu (2015) described the Inkawasi khipus, archaeologically associated with stored agricultural goods.

On the decipherment front, Medrano and Urton (2018) matched six khipus from the Santa Valley to a 1670 colonial tribute census, arguing that first-cord knot sums correspond to assessed tribute and that cord attachment direction (recto/verso) encodes moiety (*hanan/hurin*) affiliation. FitzPatrick (2024) subsequently refined this alignment. Hyland (2017) proposed a phonetic reading of the Collata khipus using community knowledge. On the computational side, Clindaniel (2019) applied network and statistical methods to OKR structure, and Medrano (2021) built a corpus-linguistic typology of colonial khipu transcriptions.

Our work differs in scope: rather than analyzing a single archive or pursuing phonetic decipherment, we characterize the full OKR corpus with unsupervised and supervised learning, and we contribute an independent computational replication of a previously published decipherment claim.

3 Dataset and Feature Engineering

3.1 The Open Khipu Repository

The OKR is distributed as a serverless SQLite database containing data on 619 khipus, 54,403 cords, and 110,677 knots, aggregated from the work of Ascher, Pereyra, the Harvard Khipu Database Project, and others. We query four principal tables: `khipu_main` (specimen metadata: provenance, region, museum), `cord` (per-cord length, twist, hierarchical level, attachment), `knot` (per-knot type, direction, turns), and `ascher_cord_color` (color encoding). Geographic provenance is recorded for all 619 specimens; finer-grained region labels are available for 522 (84.3%).

3.2 Features

We aggregate cord- and knot-level attributes into a 27-dimensional feature vector per khipu across four groups:

- **Cord structure:** number of cords, mean and standard deviation of cord length, maximum cord level, subsidiary-cord ratio.
- **Twist:** counts of S- and Z-direction cords and their ratio.
- **Knots:** total knot count, mean turns, knot-direction counts, and one-hot counts of knot types (simple, long, figure-eight, etc.).
- **Color:** number of unique colors, color entropy, and a multicolor indicator.

Color entropy $H = -\sum_i p_i \log p_i$ captures palette diversity, where p_i is the relative frequency of color i on a given khipu. Missing values are imputed as zero; features are standardized prior to unsupervised analysis.

4 Unsupervised Clustering

We reduce the standardized 27-dimensional feature matrix to two dimensions with UMAP (McInnes et al., 2018) ($n_neighbors = 15$, $min_dist = 0.1$, Euclidean metric, fixed seed) and cluster the embedding with HDBSCAN (Campello et al., 2013) ($min_cluster_size = 10$, $min_samples = 5$). This combination requires no prior specification of the number of clusters.

The procedure yields **three clusters with zero noise points** and a silhouette score of **0.769**, indicating strong separation (Figure 1). Cross-referencing cluster membership with metadata:

- **Cluster 0** (17 khipus): Inka Late Horizon imperial style—a small, highly cohesive group, isolated in the embedding.
- **Cluster 1** (442 khipus): predominantly Central Coast, Peru— the majority corpus style.
- **Cluster 2** (160 khipus): dominated by European and North American museum collections (see Section 4.1).

4.1 Colonial Collection Bias

Cluster 2 is not defined by a geographic region. Its dominant sources are museum institutions—the Museum für Völkerkunde (Berlin), the University Museum (Pennsylvania), and others—reflecting nineteenth-century European acquisition. A two-sample t -test between Cluster 2 and Cluster 1 finds that the twist-ratio feature differs at $p \approx 3.7 \times 10^{-276}$. Further inspection shows that much of this difference stems from *unrecorded* twist data (coded “U”) concentrated in particular collections: the bias is thus both geographic (which khipus were acquired) and methodological (how consistently they were recorded). Both are legacies of colonial-era anthropology, and both imply that the OKR is not a neutral sample of Inka khipus—a caveat relevant to any corpus-wide decipherment effort.

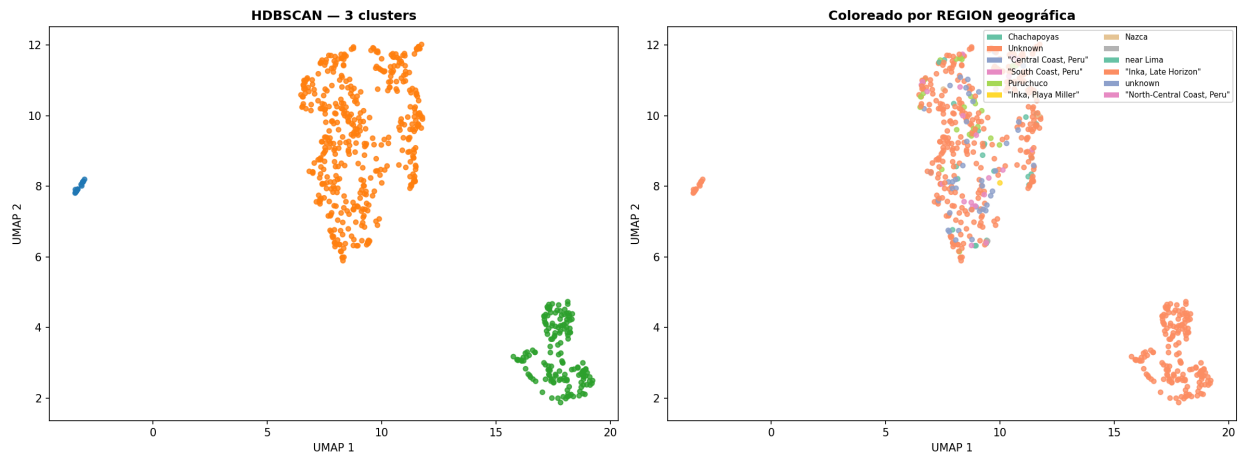


Figure 1: UMAP embedding of 619 khipus. *Left*: HDBSCAN clusters (silhouette = 0.769). *Right*: the same embedding colored by geographic region. The small isolated cluster (lower left) corresponds almost exclusively to the Inka Late Horizon imperial style.

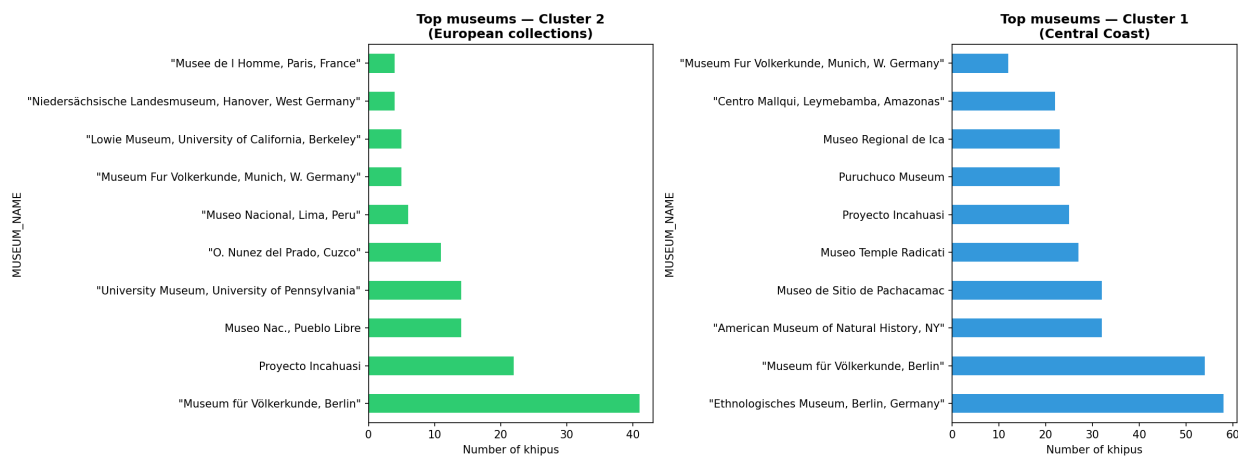


Figure 2: Top museum sources for Cluster 2 (left) and Cluster 1 (right). Cluster 2 is dominated by European and North American institutions (e.g. Museum für Völkerkunde, Berlin), reflecting nineteenth-century colonial acquisition rather than a single geographic provenance.

5 Provenance Classification and Interpretability

5.1 Setup

We train a gradient-boosted tree classifier (XGBoost) to predict geographic region from structural features, restricting to specimens with region labels. Classes with fewer than ten samples are grouped as “Other,” yielding seven classes over 135 labeled specimens. We evaluate with five-fold stratified cross-validation, optimizing F_1 (weighted). Hyperparameters are tuned via randomized search.

5.2 Results

The tuned model achieves a weighted F_1 of 0.46 overall—a modest baseline that primarily reflects the small labeled sample and class imbalance. The per-class results are more informative (Table 1): the Inka Late Horizon class reaches $F_1 = 0.86$, far above chance, confirming that imperial khipus follow highly standardized, machine-learnable construction conventions. Coastal classes (Central vs. South Coast) are frequently confused; a follow-up t -test finds only 1 of 27 features differing significantly between them ($p < 0.05$), suggesting genuine structural similarity rather than model failure.

Table 1: Per-class F_1 scores (tuned XGBoost, 5-fold CV).

Region	F_1
Inka, Late Horizon	0.86
Puruchuco	0.53
Central Coast, Peru	0.51
Chachapoyas	0.43
unknown	0.46
South Coast, Peru	0.19
Other	0.25
Weighted average	0.46

5.3 SHAP Interpretability

We apply SHAP (Lundberg and Lee, 2017) to explain the Inka Late Horizon predictions. The dominant features are, in order: cord twist direction, mean cord length (shorter and more uniform for imperial khipus), knot count (higher), length variance (lower), and color entropy (lower). Taken together, these describe a highly standardized artifact: uniform construction, restricted palette, dense recording—consistent with output from a centralized bureaucracy. Disaggregating twist by cluster shows that S-direction twist dominates imperial khipus (85.3%), whereas the model’s reliance on Z-direction reflects its *scarcity* in imperial specimens, i.e., a negative predictor.

6 Computational Validation of the Santa Valley Match

Medrano and Urton (2018) matched six Santa Valley khipus (Harvard numbers UR087–UR092; OKR numbers KH0323–KH0328; Museo Temple Radicati, Lima) to a 1670 colonial tribute census,

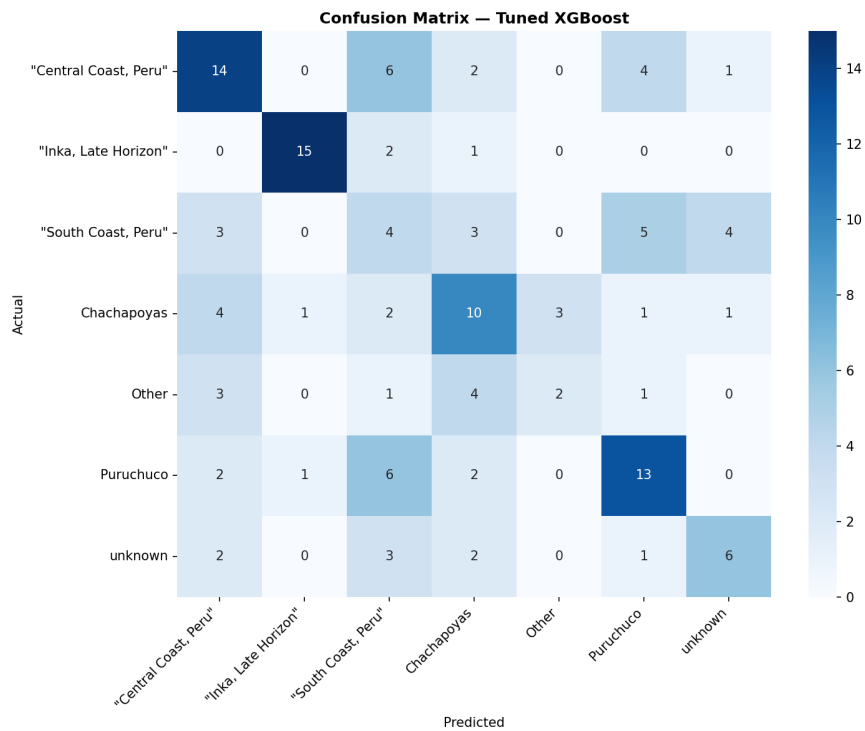


Figure 3: Confusion matrix for the tuned classifier (5-fold cross-validated predictions). The Inka Late Horizon class is well recovered; confusion concentrates between the structurally similar Central and South Coast classes.

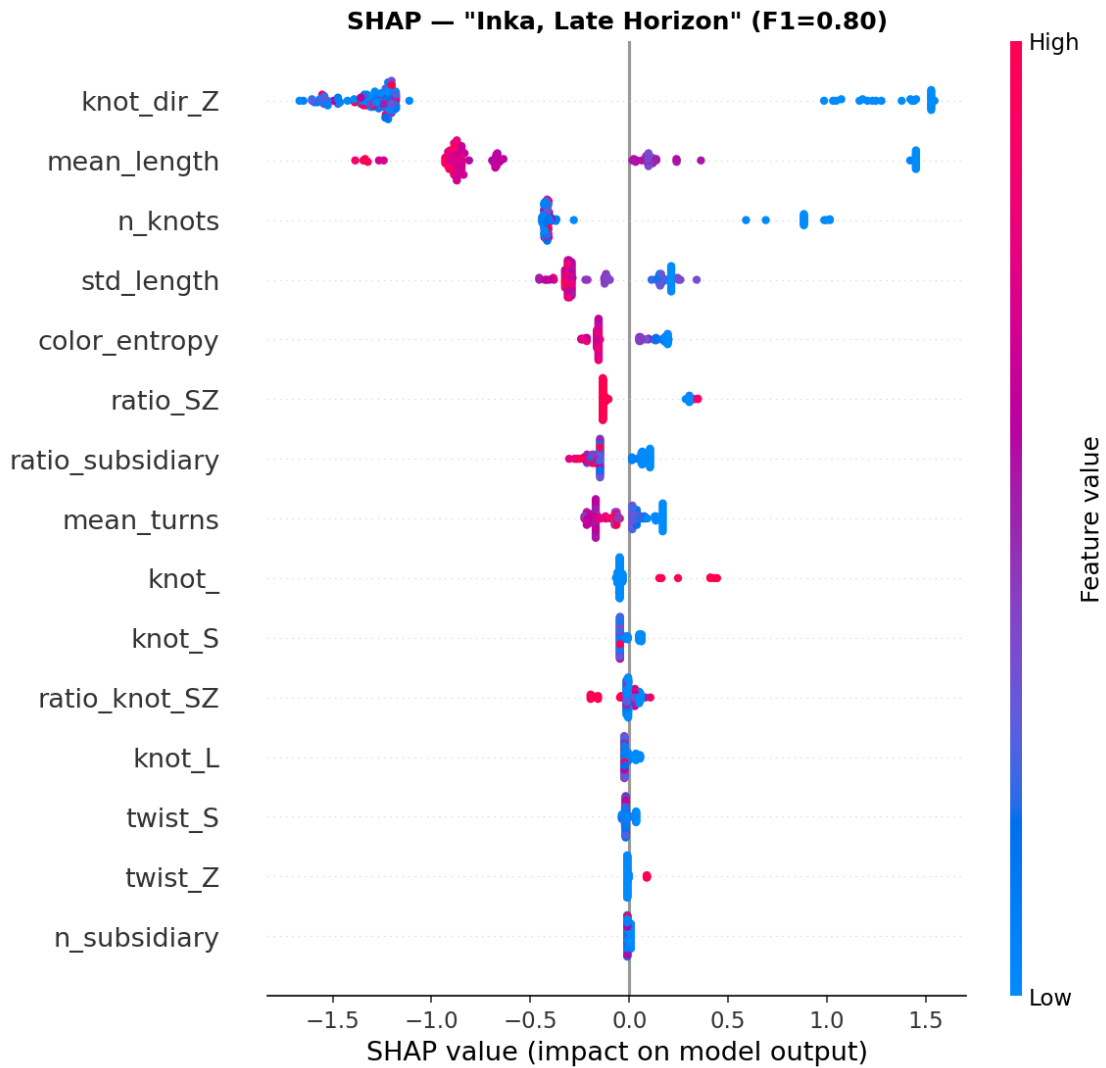


Figure 4: SHAP summary plot for the Inka Late Horizon class (baseline model, $F_1 = 0.80$; the tuned model reaches $F_1 = 0.86$ but yields the same feature ranking). Each point is a khipu; horizontal position shows the feature's contribution to the prediction, and color encodes feature value. Cord twist direction (`knot_dir_Z`) and cord-length features are the dominant discriminators.

arguing that cord attachment direction encodes moiety affiliation. We test whether this structural claim can be independently reproduced from the public OKR alone.

Recto and verso are read directly from the OKR `cord.ATTACHMENT_TYPE` field, in which each cord is coded “R” (recto), “V” (verso), or “U” (unspecified); no inference beyond this field is applied. Extracting all 1,078 cords of the six specimens and tabulating the attachment-type field, we find an aggregate ratio of **49.0% recto / 51.0% verso** (excluding 249 unspecified cords). This closely matches the $\sim 47\%/53\%$ group-level ratio reported by [Medrano and Urton \(2018\)](#). More strikingly, five of the six khipus are *purely* recto or purely verso, while a single specimen (KH0326) is mixed (40 recto / 69 verso)—reproducing exactly the original study’s identification of one mixed khipu (Table 2).

Table 2: Recto/verso cord counts for the six Santa Valley khipus, computed from the OKR. Five are pure; KH0326 is the sole mixed specimen.

OKR No.	Recto	Verso
KH0323	310	0
KH0324	0	54
KH0325	0	207
KH0326	40	69
KH0327	0	93
KH0328	56	0

This constitutes, to our knowledge, the first independent computational verification of the Santa Valley moiety structure using only the public database, without physical access to the objects. We emphasize the scope of the claim: we reproduce the *structural* (recto/verso) pattern, not the full numerical match to the 367-peso tribute total, which requires positional knot-value decoding beyond the present scope and is left for future work.

7 Limitations

Several limitations bound our conclusions. The labeled subset for classification is small (135 specimens), capping achievable performance and widening cross-validation variance. Region labels themselves may not capture meaningful cultural or temporal boundaries, as the Central/South Coast confusion suggests. The corpus exhibits documented collection and recording biases (Section 4.1). Finally, a substantial fraction of twist and value fields are unrecorded, and our zero-imputation of missing features, while standard, may attenuate real signal. We also explored whether the *ordering* of knot types along cords carries provenance signal beyond aggregate counts, encoding knot-type bigrams as TF-IDF features; these did not improve classification ($\Delta F_1 \approx -0.006$), suggesting either that sequential order does not encode region or that the labeled sample is too small to detect such signal. None of these undermine the unsupervised separation or the Santa Valley replication, but they temper the provenance-classification results.

8 Ethical Considerations

Khipus are not merely archaeological data points; they are the intellectual heritage of Andean peoples, and many specimens in the OKR were removed from Peru during the colonial and post-colonial periods and now reside in foreign institutions. The collection bias documented in Section 4.1

is a direct quantitative trace of this history. We regard computational analysis as a way to make Andean knowledge systems more legible and accessible—ideally to descendant communities first—rather than as a means of extracting value from cultural patrimony. We use the indigenous term *kipu* throughout, rely exclusively on an openly licensed community-maintained database, and release all code and derived data openly so that researchers in Peru and across Latin America can build on this work. We encourage future efforts to engage Quechua- and Aymara-speaking communities and Peruvian institutions as collaborators, and to support the eventual repatriation and community stewardship of these objects.

9 Conclusion

We have presented a reproducible machine-learning pipeline for the Open Khipu Repository, recovering three well-separated structural clusters, identifying cord twist direction as the signature of Inka imperial manufacture, and surfacing a colonial collection bias encoded in the corpus. We additionally provide an independent computational verification of the Santa Valley moiety structure. We view structural pattern mining not as a substitute for philological decipherment but as a complement: a way to characterize the corpus, generate testable hypotheses, and quantify the biases that any decipherment effort must confront. Future work includes positional value decoding for full numerical matching, sequence models over knot orderings, and the integration of digitized colonial documents to extend the document-matching approach beyond the single Santa Valley case.

Data and Code Availability

The complete pipeline is openly available:

- Code: <https://github.com/mcontrerasmalpar-pixel/kipu-ml>
- Notebook: <https://kaggle.com/macmaky/kipu-ml>
- Dataset: Open Khipu Repository, DOI 10.5281/zenodo.18025748

Acknowledgments

The author thanks the Open Khipu Research Laboratory for maintaining the OKR, and the maintainers of the original Harvard Khipu Database Project.

References

- Ascher, M. and Ascher, R. (1997). *Mathematics of the Incas: Code of the Quipu*. Dover Publications.
- Campello, R. J. G. B., Moulavi, D., and Sander, J. (2013). Density-based clustering based on hierarchical density estimates. In *PAKDD*, pages 160–172.
- Clindaniel, J. (2019). *Toward a Grammar of the Inka Khipu: Investigating the Production of Non-numerical Signs*. PhD thesis, Harvard University.
- FitzPatrick, M. (2024). New insights on cord attachment and social hierarchy in six khipus from the Santa Valley, Peru. *Ethnohistory*, 71(4):443–469.

- Hyland, S. (2017). Writing with twisted cords: The inscriptive capacity of Andean khipus. *Current Anthropology*, 58(3):412–419.
- Lundberg, S. M. and Lee, S.-I. (2017). A unified approach to interpreting model predictions. In *NeurIPS*, pages 4765–4774.
- McInnes, L., Healy, J., and Melville, J. (2018). UMAP: Uniform manifold approximation and projection for dimension reduction. *Journal of Open Source Software*, 3(29):861.
- Medrano, M. (2021). Khipu transcription typologies: A corpus-based study of the Textos Andinos. *Ethnohistory*, 68(2):311–341.
- Medrano, M. and Urton, G. (2018). Toward the decipherment of a set of mid-colonial khipus from the Santa Valley, coastal Peru. *Ethnohistory*, 65(1):1–23.
- Urton, G. (2003). *Signs of the Inka Khipu: Binary Coding in the Andean Knotted-String Records*. University of Texas Press.
- Urton, G. and Brezine, C. J. (2005). Khipu accounting in ancient Peru. *Science*, 309(5737):1065–1067.
- Urton, G. and Chu, A. (2015). Accounting in the king’s storehouse: The Inkawasi khipu archive. *Latin American Antiquity*, 26(4):512–529.