

SimpleSearch-VL: A Simple Recipe for Multimodal Agentic Deep Search

Ming Dai^{1,2}, Zhihong Lu², Jinjie Gu², Jiedong Zhuang¹, Yefeng Liu²,
Wankou Yang^{1,*}, Jian Wang^{2,*}, Chunhua Shen².

¹Southeast University ²Ant Group

<https://github.com/AQ-MedAI/SimpleSearch-VL>

Abstract

We present **SimpleSearch-VL**, an efficient, reliable, and practical framework for multimodal agentic search. Its core idea is to improve the agent’s own search-and-verification process rather than scaling data, tools, or auxiliary model components. For efficiency, *Factorized Adaptive Rollout (FAR)* improves sampling efficiency by forming more informative training groups while using redundant samples to mitigate long-tail latency and expose hard samples. For reliability, SimpleSearch-VL performs *evidence-verified reasoning*, explicitly using chain-of-thought verification to assess the relevance of retrieved visual and textual cues to the original context. For practicality, SimpleSearch-VL keeps a lightweight tool interface and performs webpage self-summary within the agent, requiring no additional external dependencies. With only 5K supervised tool-interleaved trajectories and 2K RL data, SimpleSearch-VL improves Qwen3-VL agentic baselines by 15.8 and 16.0 average points for the 8B and 30B-A3B variants, respectively. The SimpleSearch-VL-30B-A3B model further achieves performance competitive with agentic Gemini-3-Pro.

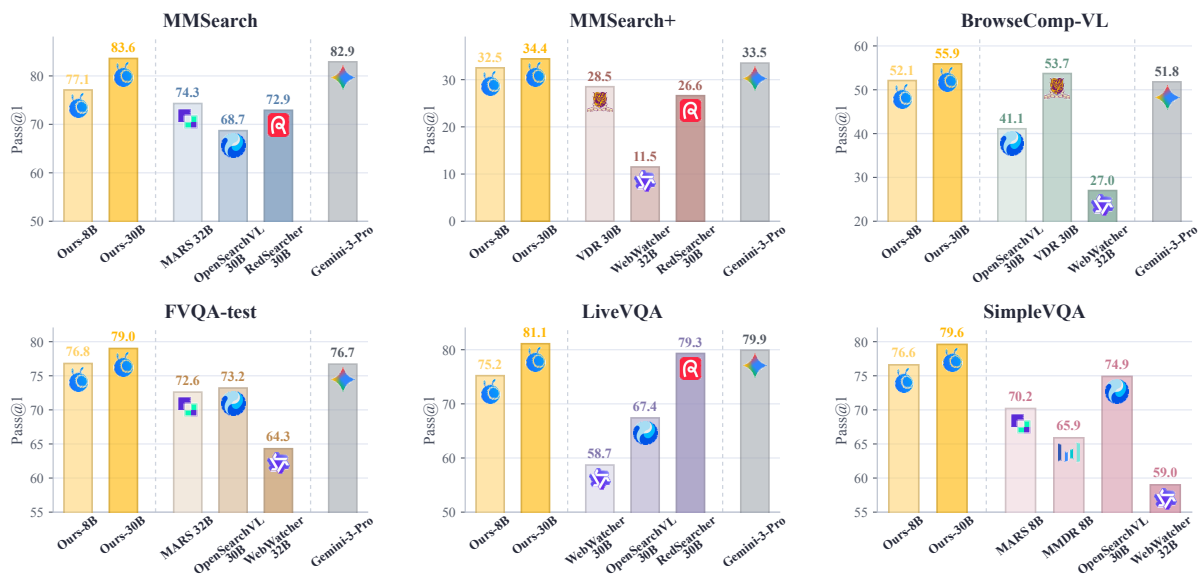


Figure 1: Performance comparison with representative multimodal deep search agents. SimpleSearch-VL-8B outperforms most open-source 30B-scale multimodal deep search agents, while SimpleSearch-VL-30B-A3B achieves performance competitive with agentic Gemini-3-Pro.

*Corresponding authors: Jian Wang (bobblair.wj@antgroup.com) and Wankou Yang (wkyang@seu.edu.cn).

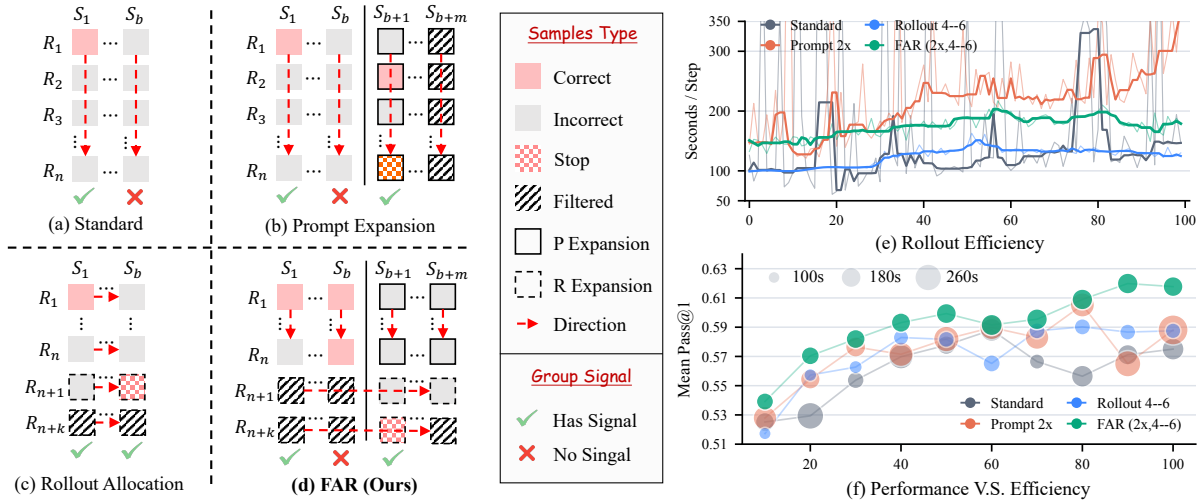


Figure 2: **Overview of Factorized Adaptive Rollout.** (a)–(d) compare fixed sampling, prompt expansion, rollout allocation, and FAR, which keeps exploring hard groups while skipping redundant tail rollouts. (e)–(f) show rollout time and the accuracy–efficiency trade-off.

1 Introduction

Agentic search extends large language models from passive response generation to active evidence acquisition. In the language-only setting, recent Deep Search agents have shown that models can answer knowledge-intensive questions by issuing web-search queries, visiting webpages, coding, and synthesizing evidence across multiple sources (Team et al., 2025; MiroMind Team et al., 2025; Du et al., 2026b; Li et al., 2026b). Recent multimodal search agents extend this paradigm to knowledge-intensive visual reasoning by equipping MLLMs with external visual lookup and visual tool use (Wu et al., 2025; Geng et al., 2025; Peng et al., 2026; Hong et al., 2025; Chng et al., 2025; Li et al., 2026a). This setting is increasingly important for benchmarks that require external, up-to-date, or entity-specific visual knowledge (Chen et al., 2023; Jiang et al.; Fu et al., 2025; Cheng et al., 2025).

However, multimodal search agents remain difficult to make **efficient**, **reliable**, and **practical**. **Efficiency** is constrained by long-tail rollout generation: each trajectory may involve multi-turn external search and webpage visits, so a small number of samples can consume most rollout-generation time. Fixed rollout budgets further cannot adaptively terminate sampling for prompts that already provide useful reward variation or reallocate attempts to hard prompts that still lack such signal. **Reliability** requires evidence that is grounded and checkable across sources and modalities, since retrieved text, webpages, or image-search titles and URLs can appear plausible yet remain unsupported or mismatched. **Practicality** favors reproducible systems that avoid complex tool orchestration and unnecessary model dependencies. SimpleSearch-VL addresses these challenges with factorized adaptive rollout, evidence-verified reasoning, and self-summarized visit.

Rollout efficiency. Reasoning-oriented RL relies on multiple responses per prompt to estimate relative advantages (Shao et al., 2024). In multimodal agentic search, this rollout bottleneck is amplified because trajectories are slowed not only by model reasoning, but also by waiting for external tools. As shown in Fig. 2(a), fixed-size group sampling (Guo et al., 2025) must wait for all assigned rollouts to finish, so a few slow tool-interleaved trajectories can dominate the wall-clock time of a training step. Prior work improves rollout efficiency along different axes: DAPO-style dynamic sampling (Yu et al., 2026) changes the prompt-group pool, as illustrated in Fig. 2(b), while partial or asynchronous rollout scheduling reduces long-tail stalls by interrupting, buffering, resuming, or repacking trajectories (Zhou et al., 2025; Qu et al., 2025; Sheng et al., 2026); adaptive response allocation changes the number of responses per

prompt, as illustrated in Fig. 2(c) (Zhang et al., 2025; 2026b; Nguyen et al., 2026). In contrast, **Factorized Adaptive Rollout** (FAR) combines the two budget dimensions in Fig. 2(d): Prompt Expansion introduces new prompt groups when more useful signal is needed, while Rollout Allocation gives additional attempts to groups that still lack reward contrast and skips redundant tail rollouts once a signal is obtained. FAR thus turns fixed-budget rollout generation into signal-aware allocation, without adding system complexity.

Evidence verification. Search tools provide agents with external candidate information, but strong agentic search also requires the model to select evidence that is relevant, supported, and usable for the current question. Text-based search agents can often treat retrieved passages as directly inspectable evidence (Team et al., 2025; Jin et al., 2025). In multimodal search, evidence verification is more delicate because a reverse-image-search candidate may be internally coherent while still failing to match the queried image or region. As illustrated in the middle panel of Fig. 3, a returned candidate can provide a plausible thumbnail, title, and source URL for a visually similar but different object. Although recent multimodal agents improve tool use through supervised trajectories or RL (Wu et al., 2025; Geng et al., 2025; Hong et al., 2025), this visual-to-source validation step is often left implicit. SimpleSearch-VL exposes it directly: the `image_search` tool returns the matched thumbnail, webpage title, and source URL, enabling the model to verify whether the candidate matches the queried visual content before using its title, URL, or webpage evidence. Since the thumbnail is small and used only for consistency checking, it adds little token overhead while making retrieved visual evidence directly checkable.

Tool-interface simplicity. Recent multimodal search agents often implement tool use as coupled pipelines, such as binding search to webpage visiting or chaining reverse image search to subsequent browsing (Chng et al., 2025; Zeng et al., 2026). While effective, these designs can collect broad evidence bundles before the model has decided what information is needed, increasing inference cost and reducing the agent’s control over subsequent evidence seeking. Some systems also rely on an external webpage summarizer, which introduces an additional model dependency during training and evaluation (Wu et al., 2025; Chng et al., 2025). SimpleSearch-VL instead exposes decoupled evidence actions: at each step, the model decides which links to visit and summarize, and for multi-image inputs, which image and region should serve as the reverse-image-search query. As shown in the right panel of Fig. 3, each webpage visit is followed by goal-conditioned self-summary, where the agent extracts query-relevant information without calling a separate summarization model. This keeps webpage understanding inside the agent while reducing tool orchestration and model dependencies.

Together, these designs make SimpleSearch-VL an **efficient**, **verifiable**, and **practical** framework for multimodal agentic search. It is also data-efficient and low-cost to train: instantiated with Qwen3-VL (Bai et al., 2025), SimpleSearch-VL learns strong search behavior from 5K supervised tool-interleaved trajectories and 2K RL data, with each variant trained on 8 H200 GPUs in about one day. Despite this modest training scale, the 8B and 30B-A3B variants improve their corresponding Qwen3-VL agentic baselines by 15.8 and 16.0 average points, and the 30B-A3B model reaches performance competitive with agentic Gemini-3-Pro on shared benchmarks.

Our main contributions are summarized as follows:

- We present SimpleSearch-VL, an efficient, verifiable, and practical framework for training multimodal search agents with a lightweight tool interface and reduced dependence on external models.
- We propose Factorized Adaptive Rollout, a signal-aware allocation strategy that expands prompt coverage while using redundant samples to mitigate long-tail stalls and expose hard samples.
- We introduce visual evidence verification with thumbnail-aware reverse image search, enabling the agent to check whether retrieved evidence matches the queried visual content before using it.
- We validate SimpleSearch-VL on six multimodal search benchmarks, where the 8B and 30B-A3B variants improve agentic baselines by 15.8 and 16.0 average points.

2 Related Work

2.1 Rollout Sampling for Reinforcement Learning

Rollout generation is a central efficiency bottleneck in RL post-training, from PPO-style on-policy optimization (Schulman et al., 2017) to reasoning-oriented RL (Shao et al., 2024) and further to agentic RL with multi-turn tool calls (Dong et al., 2025). Recent studies treat rollout as an explicit sampling problem, covering generation, filtering, control, and replay mechanisms (Surana et al., 2026). Dynamic-rollout methods improve useful-signal density by filtering or selecting informative prompt groups, from dynamic sampling (Yu et al., 2026) to pre-rollout selective sampling and variance-aware sample selection (Zheng et al., 2026; Hu et al., 2025); complementary work instead extracts signal from zero-variance prompts rather than discarding them (Le et al., 2025). Partial-rollout systems target wall-clock inefficiency from long-tail generations by interrupting, buffering, and resuming unfinished trajectories (Zhou et al., 2025; Qu et al., 2025), while asynchronous rollout systems further reduce synchronization stalls through trajectory-level scheduling and repacking (Sheng et al., 2026). Adaptive-rollout methods allocate different numbers of responses across prompts according to difficulty, uncertainty, or expected gradient variance (Zhang et al., 2025; 2026b; Nguyen et al., 2026). In contrast, as illustrated in Fig. 2, Factorized Adaptive Rollout (FAR) shifts budget toward hard groups that still lack useful reward variation, while skipping redundant tail rollouts once a training signal has been obtained. Because FAR generates candidate redundancy at the group level, completed alternative rollouts can provide the needed signal instead of waiting for slow or stalled tool-interleaved trajectories.

2.2 Multimodal Deep Search Agents

Multimodal deep search agents tackle knowledge-intensive visual questions by actively gathering and verifying external evidence through multi-turn tool interactions. Compared with standard RAG (Lewis et al., 2020; Yu et al., 2024), they move beyond fixed retrieval by adaptively deciding what to inspect, which modality to query, and when to refine the search. Recently, some methods construct VQA tasks paired with supervised multi-hop web-search trajectories to teach search behavior (Geng et al., 2025; Narayan et al., 2025; Chen et al., 2026; Peng et al., 2026). Another line scales long-horizon search by training agents to decompose complex questions and iteratively gather evidence over extended tool-use trajectories (Huang et al., 2026; Chu et al., 2026; Du et al., 2026a). Related tool-policy work studies how models should invoke and coordinate external tools, including visual operations, retrieval tools, native agentic search behavior, and efficiency-aware parallel search (Hong et al., 2025; Chng et al., 2025; Li et al., 2026a). Other efforts shift the target output or system bottleneck, such as grounded multimodal long-report generation and visual perception (Ye et al., 2026; Yang et al., 2026), or address the growing interaction history through context compression (Liu et al., 2026). Despite these advances, the relevance and verifiability of retrieved evidence remain under-explored, especially when assessing the trustworthiness of visual-search results. To address this limitation, we propose evidence-verified reasoning to improve textual and visual evidence verification, together with a self-summary mechanism that enables the agent to summarize webpages autonomously without relying on external models.

3 SimpleSearch-VL

3.1 Preliminaries and Overview

Given a visual question Q and input images $\mathcal{I} = \{I_m\}_{m=0}^{M-1}$, SimpleSearch-VL casts multimodal search as a Markov decision process. As illustrated in Fig. 3, the agent alternates between reasoning, tool use, evidence verification, and answer generation. $(\mathcal{S}, \mathcal{A}, \mathcal{T}, \mathcal{R})$:

- **State** $s_t \in \mathcal{S}$: The state contains the question, input images, and accumulated interaction history \mathcal{H}_t :

$$s_t = (Q, \mathcal{I}, \mathcal{H}_t), \quad \mathcal{H}_t = \{(a_1, o_1), \dots, (a_{t-1}, o_{t-1})\}. \quad (1)$$

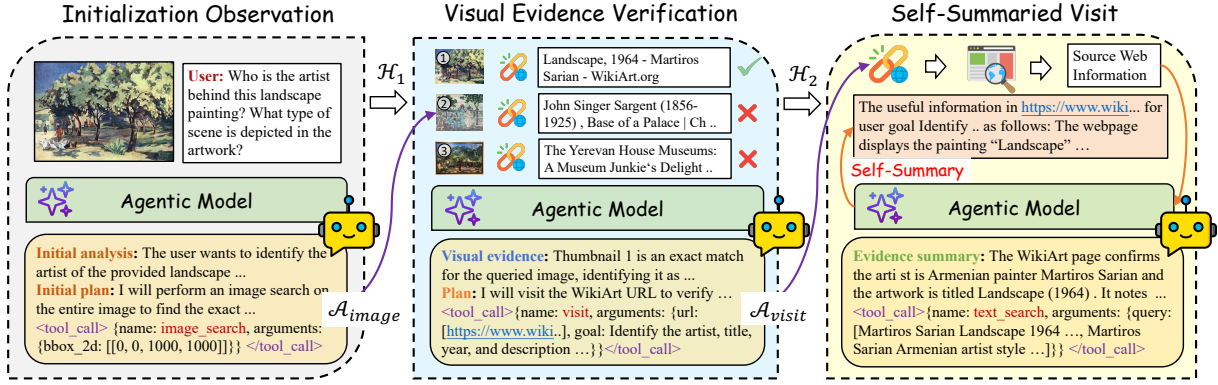


Figure 3: Agentic search process of SimpleSearch-VL. The model alternates between reasoning, tool calls, evidence verification, and final answer generation.

Here a_t is a previous action and o_t is the corresponding tool observation. Conditioning on \mathcal{H}_t makes the state contain all information needed for the next decision.

- **Action** $a_t \in \mathcal{A}$: The policy first generates `<thinking>` and then emits exactly one action:

$$a_t \sim \pi_\theta(\cdot | s_t), \quad \mathcal{A} = \{\mathcal{A}_{\text{text}}, \mathcal{A}_{\text{image}}, \mathcal{A}_{\text{visit}}, \mathcal{A}_{\text{answer}}\}. \quad (2)$$

These actions correspond to text search, reverse image search over selected regions, webpage visit, and final answer generation.

- **Transition** \mathcal{T} : If a_t is a tool call, \mathcal{T} returns an observation $o_t = \mathcal{T}(s_t, a_t)$ and appends (a_t, o_t) to the history. Text search returns snippets and candidate URLs; `image_search` returns matched thumbnails, webpage titles, and source URLs from reverse image search over queried regions; `visit` returns a goal-conditioned self-summary of the selected webpage. If $a_t \in \mathcal{A}_{\text{answer}}$, the trajectory terminates.
- **Reward** \mathcal{R} : During RL, each completed rollout $\tau = (Q, \mathcal{I}, \mathcal{H}_T, a_T)$ receives

$$r(\tau) = 0.5 \mathbf{1}_{\text{format}}(\tau) + \mathbf{1}_{\text{answer}}(\tau). \quad (3)$$

Here $\mathbf{1}_{\text{format}}(\tau), \mathbf{1}_{\text{answer}}(\tau) \in \{0, 1\}$ indicate whether τ satisfies the one-action protocol and produces a correct final answer, respectively. The format indicator is one only when every interaction turn is well formed. The answer indicator first uses exact matching and falls back to an LLM judge when exact matching is inconclusive.

3.2 Factorized Adaptive Rollout

Budget factorization. FAR turns fixed-size rollout generation into signal-aware budget allocation for multimodal agentic RL. As illustrated in Fig. 2, it factorizes the budget into two directions: *Prompt Expansion* increases the candidate prompt-group pool, while *Rollout Allocation* allocates extra rollout slots horizontally across groups at the same rollout depth. Fig. 4 gives the detailed order. FAR first fills the base vertical rollouts for each candidate group, then advances expanded slots by depth across groups, so hard groups receive additional attempts while groups that already provide answer-level variation stop consuming redundant tail slots.

Signal evaluation. For rollout scheduling, FAR uses the answer indicator, rather than the total scalar reward, to identify whether a prompt provides a relative training signal. Let x denote a prompt and let $\mathcal{G}_K(x) = \{\tau_1, \dots, \tau_K\}$ be its completed rollout group. We mark each rollout by answer correctness and define useful answer-level reward variation as mixed answer-correct and answer-incorrect outcomes:

$$y_i = \mathbf{1}_{\text{answer}}(\tau_i), \quad \text{Sig}(x; \mathcal{G}_K) = \mathbf{1} \left\{ 0 < \sum_{i=1}^K y_i < K \right\}. \quad (4)$$

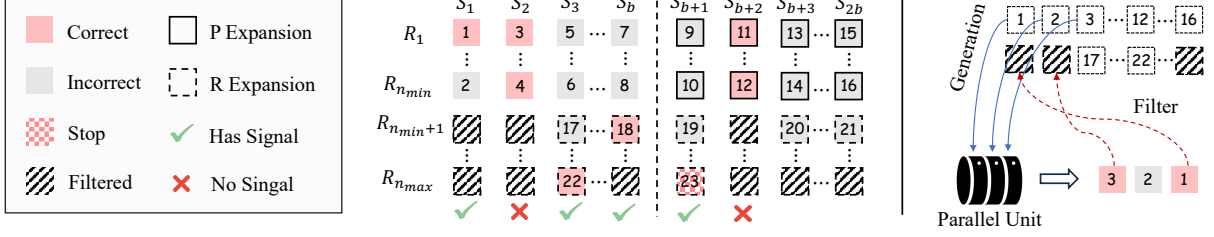


Figure 4: **FAR sampling details and filtering process.** The numbers 1, 2, 3, and subsequent indices indicate the intuitive sampling order. FAR fills base rollouts first, then allocates expanded rollout slots horizontally across groups. Once an answer-correct rollout appears for a group, later Rollout Allocation slots for that group are filtered, avoiding redundant rollouts.

Only groups satisfying Eq. 4 are retained for the policy update. Groups with all correct or all incorrect final answers are filtered from the update because they do not provide within-group answer variation.

Rollout filtering. The same signal definition controls which expanded slots remain active. Rollout slots are defined upfront rather than generated by two separate stages. Each candidate group has n_{\min} base slots and at most n_{\max} total slots. After the first k observed rollouts of a group, the next expanded slot remains active only if all observed rollouts are answer-incorrect:

$$\alpha_k(x) = \mathbf{1} \left\{ \sum_{i=1}^k y_i = 0 \right\}, \quad n_{\min} \leq k < n_{\max}, \quad (5)$$

where $\alpha_k(x) = 0$ masks later expanded slots for that group. This “expand-only-all-wrong” rule spends extra attempts on hard groups that still lack an answer-correct trajectory, and filters redundant rollout tails as soon as such a trajectory is observed. The horizontal direction in Fig. 2(c) and the ordered indices in Fig. 4 show that FAR expands rollouts breadth-first across eligible groups, rather than spending the extra budget deeply on one group at a time. The rightmost panel of Fig. 4 illustrates this filtering process: after the parallel generation unit returns an answer-correct sample, subsequent allocation slots from the same group are masked before they enter rollout generation.

Stopping rule. A group is counted as valid only after it has completed at least n_{\min} rollouts and satisfies Eq. 4. FAR stops rollout generation when either enough valid groups have been collected for the policy update, or the accounted rollout slots reach a near-complete threshold. The latter counts both completed slots and slots skipped by the rollout mask, and is set to 0.99 of all pre-allocated slots by default. Because FAR creates redundant candidate slots, this condition prevents a training step from waiting for the last few slow or stalled tool-interleaved trajectories.

Rollout selection. After rollout generation, FAR filters groups by Eq. 4. Since a retained group can complete more rollouts than the update budget requires, FAR selects at most n_{\min} trajectories as the update subset $\mathcal{U}(x)$. The default strategy preserves reward diversity and coarse behavior diversity by preferring trajectories with different rewards, reasoning rounds, and expanded tool-call counts. Non-selected rollouts are filtered from the gradient update but still contribute to the full-group outcome estimate below. Let \mathcal{U} denote the union of selected trajectories in a minibatch.

Policy update. FAR uses an RLOO estimator for policy optimization. It computes the leave-one-out baseline from the full completed group, so expanded rollouts can improve the outcome estimate even when only a compact subset enters the update. Here $r(\cdot)$ denotes the reward defined in Eq. 3:

$$\mu_x = \frac{1}{K} \sum_{j=1}^K r(\tau_j), \quad \hat{A}_i = r(\tau_i) - \frac{1}{K-1} \sum_{j \neq i} r(\tau_j) = \frac{K}{K-1} (r(\tau_i) - \mu_x), \quad \tau_i \in \mathcal{U}(x). \quad (6)$$

The scalar advantage is applied only to policy-generated tokens; tool-observation tokens are masked.

The policy is optimized with the clipped objective

$$\mathcal{J}(\theta) = \mathbb{E} \left[\frac{1}{|\mathcal{U}|} \sum_{\tau_i \in \mathcal{U}} \frac{1}{|\Omega_i|} \sum_{t \in \Omega_i} \min \left(\rho_{i,t}(\theta) \hat{A}_i, \text{clip}(\rho_{i,t}(\theta), 1 - \epsilon_{\text{low}}, 1 + \epsilon_{\text{high}}) \hat{A}_i \right) \right], \quad (7)$$

where Ω_i denotes policy-generated token positions and $\rho_{i,t}$ is the token-level importance ratio. The lower and upper clipping ranges are written separately to match the asymmetric clipping used in implementation.

3.3 Evidence-Verified Reasoning

Evidence verification. SimpleSearch-VL makes retrieved evidence directly checkable inside the model context. Text-search results provide candidate snippets, titles, and URLs for page-level verification, while region-level reverse image search returns thumbnails together with the associated title and URL, allowing the model to compare the visual match against the queried region before using the source. As illustrated in the middle panel of Fig. 3, the agent is trained to follow this explicit chain: inspect candidate evidence, verify whether it supports the current hypothesis, and then choose whether to search, visit, or answer. During SFT data construction, we preserve the original tool calls and observations but rewrite assistant reasoning to expose these verification decisions; details are given in Appendix C.

Region-level cache. Completed tool responses are cached during both training and inference to reduce repeated external calls. Text search and webpage visit use SHA-256 keys over the normalized query and URL, respectively. Image search additionally requires a region-aware rule because nearby predicted boxes over the same visual target should share results. For an input image with content hash h and queried box b , the system searches cached boxes $\mathcal{C}(h)$ and reuses the nearest cached result when

$$b^* = \arg \max_{\tilde{b} \in \mathcal{C}(h)} \text{IoU}(b, \tilde{b}), \quad \text{IoU}(b, b^*) \geq \tau_{\text{cache}}, \quad (8)$$

where $\tau_{\text{cache}} = 0.7$ in our experiments. Otherwise, the tool performs online reverse image search and appends the new box-result pair to the cache. This keeps reverse image search region-specific while avoiding repeated calls for slightly different boxes around the same visual evidence. In later training stages, this strategy makes most repeated image-search requests cache hits, reducing the additional image-search cost to nearly zero.

3.4 Self-Summarized Visit

SimpleSearch-VL replaces the external webpage summarizer with self-summary by the policy model itself during both training and evaluation. Given selected URLs and an extraction goal, `visit` fetches and normalizes the webpages, and the policy model produces a concise goal-conditioned summary that is appended to the next Markov state in Eq. 1. This avoids deploying an additional summarization service and allows webpage-summary behavior to adapt together with the agentic policy. Table 3 shows that self-summary improves accuracy over external summarizers while adding only moderate inference-time overhead.

4 Experiments

4.1 Implementation Details

Training Data. Our supervised fine-tuning data are generated directly with the same agentic search workflow used for RL and evaluation. Specifically, `Qwen3-VL-235B-A22B-Instruct` autonomously produces multi-turn tool-interleaved trajectories, turning the construction of complex search trajectories into a scalable rollout process once the workflow is defined. We then use `gemini-3.1-pro` to audit each trajectory and rewrite only the assistant reasoning, filtering unsupported answers, low-value searches, and weak evidence chains while preserving the original tool calls and observations. The final training

Table 1: Main results on multimodal agentic search benchmarks. **Bold** and underline mark the best and second-best reported score in each column. “–” denotes unreported results. † indicates Vision-DeepResearch results reported on a random 300-sample subset rather than the full evaluation split.

Model	MMSearch	MMSearch+	BC-VL	FVQA	LiveVQA	SimpleVQA
Direct Answer						
Gemini-3-Pro (Google DeepMind, 2025)	65.9	26.4	41.4	58.9	51.1	–
Claude-Opus-4.6 (Team, 2026a)	59.8	13.2	43.5	60.1	53.1	–
Kimi-K2.5 (Team, 2026b)	65.6	9.7	27.6	59.6	57.3	–
Qwen3-VL-8B (Bai et al., 2025)	15.2	3.2	25.1	28.0	41.0	42.9
Qwen3-VL-30B-A3B (Bai et al., 2025)	18.7	3.2	29.6	34.7	42.7	53.2
Agentic Workflow						
Gemini-3-Pro (Google DeepMind, 2025)	<u>82.9</u>	<u>33.5</u>	51.8	76.7	<u>79.9</u>	–
Claude-Opus-4.6 (Team, 2026a)	76.2	31.3	48.3	74.5	67.4	–
Kimi-K2.5 (Team, 2026b)	76.6	27.8	50.3	76.5	76.6	–
Qwen3-VL-8B (Bai et al., 2025)	62.0	13.5	36.6	65.3	54.6	63.4
Qwen3-VL-30B-A3B (Bai et al., 2025)	63.2	14.1	44.6	67.4	61.9	66.6
Multimodal Search Agents						
MMSearch-R1-7B (Wu et al., 2025)	53.8	–	19.1	58.4	48.4	57.4
DeepEyesV2-7B (Hong et al., 2025)	63.7	9.5	24.8	60.6	58.0	59.4
SenseNova-MARS-8B (Chng et al., 2025)	67.8	–	–	67.1	56.2	70.2
MM-DeepResearch-8B (Yao et al., 2026)	67.8	–	37.9	69.2	65.0	65.9
Vision-DeepResearch-8B (Huang et al., 2026)	69.6	20.4	42.6	64.7 [†]	76.7 [†]	–
POINTS-Seeker-8B (Liu et al., 2026)	70.8	25.2	44.4	71.2	77.7	68.8
OpenSearch-VL-8B (Chen et al., 2026)	64.5	–	37.6	71.5	59.6	71.6
Visual-Seeker-8B (Zhang et al., 2026a)	72.2	27.3	47.6	–	–	–
SimpleSearch-VL-8B (ours)	77.1	32.5	52.1	<u>76.8</u>	75.2	<u>76.6</u>
WebWatcher-32B (Geng et al., 2025)	55.3	11.5	27.0	64.3	58.7	59.0
SenseNova-MARS-32B (Chng et al., 2025)	74.3	–	–	72.6	–	–
Vision-DeepResearch-30B-A3B (Huang et al., 2026)	69.6	28.5	53.7	74.2 [†]	77.6 [†]	–
OpenSearch-VL-30B-A3B (Chen et al., 2026)	68.7	–	41.1	73.2	67.4	74.9
RedSearcher-30B-A3B (Chu et al., 2026)	72.9	26.6	57.2	–	79.3	–
SimpleSearch-VL-30B-A3B (ours)	83.6	34.4	<u>55.9</u>	79.0	81.1	79.6

pool contains **5K** evidence-aware SFT trajectories, and RL uses **2K** RL data from the same task distribution. Appendix C provides the detailed construction and quality-control criteria.

Benchmarks We evaluate on six benchmarks that stress different aspects of multimodal web search and visual knowledge reasoning: MMSearch (Jiang et al.), MMSearch+ (Jiang et al.), BrowseComp-VL (Geng et al., 2025), FVQA (Wang et al., 2017), LiveVQA (Fu et al., 2025), and SimpleVQA (Cheng et al., 2025). Together, these benchmarks cover visual entity recognition, open-world information seeking, evidence-grounded web retrieval, multi-hop reasoning, and long-tail VQA.

Tool Definitions. SimpleSearch-VL uses a minimal tool interface for multimodal evidence acquisition: text search, region-level reverse image search, and webpage visit with goal-conditioned self-summary. Complete tool declarations, including each tool’s input signature and returned evidence fields, are provided in Appendix B, Table 8.

Training Details. SimpleSearch-VL is instantiated with *Qwen3-VL-8B-Instruct* and *Qwen3-VL-30B-A3B-Instruct* (Bai et al., 2025), using ms-swift (Zhao et al., 2024) for agentic SFT and rLLM (Tan et al., 2025) for agentic RL. On 8 H200 GPUs, the 8B model takes about 2 hours for SFT and 16 hours for RL; the 30B-A3B model takes about 3 hours for SFT and 24 hours for RL. More training configurations are provided in Appendix A.

4.2 Main Results

Table 1 reports the main evaluation results. Compared with the corresponding untuned Qwen3-VL (Bai et al., 2025) agentic baselines, SimpleSearch-VL improves the average score by **15.8** points for the 8B model and **16.0** points for the 30B-A3B model on the shared evaluation benchmarks. Notably, SimpleSearch-VL-8B also outperforms the larger OpenSearch-VL-30B-A3B (Chen et al., 2026) on all five shared benchmarks,

with gains of 8.4 points on MMSearch, 11.0 on BrowseComp-VL, 3.6 on FVQA, 7.8 on LiveVQA, and 1.7 on SimpleVQA. This cross-scale comparison suggests that the training and tool-use design can be more important than increasing model size alone.

SimpleSearch-VL-30B-A3B is also competitive with stronger proprietary agentic systems. Compared with agentic Gemini-3-Pro (Comanici et al., 2025), it is higher on five benchmarks. These results are obtained with 5K SFT trajectories and 2K RL data, compared with the 36K SFT trajectories and 8K RL data used by OpenSearch-VL; as summarized in Table 5, the representative average increases from 58.3 to 70.3 for the 8B model and from 62.6 to 74.9 for the 30B-A3B model.

4.3 Ablation Studies

Unless otherwise specified, ablations are conducted on Qwen3-VL-8B-Instruct (Bai et al., 2025) under the direct-RL setting: the model is trained for 100 steps on 914 FVQA-train (Wang et al., 2017) samples with a batch size of 64 and $n = 4$ rollouts. For evaluation, all benchmarks except MMSearch (Jiang et al.) use a sampled subset of 100 examples. In the rollout analysis, *signal rate* is the fraction of prompt groups with mixed correct and incorrect rollouts.

4.3.1 Rollout Infrastructure Analysis.

Rather than directly comparing with a specific rollout method, we conduct a systematic analysis by decomposing rollout infrastructure into two forms of budget expansion. The first is *Prompt Expansion*, which expands the number of prompts sampled for rollout generation and is the main optimization target of recent methods. For example, DAPO-style strategies in SLIME (Zhu et al., 2025) keep expanding prompts until the required number of effective samples is obtained. We do not adopt this setting, as it would make time-cost comparisons unfair. Instead, we expand prompts by fixed multipliers and stop once the termination condition is reached. The second is *Rollout Allocation*, which expands the number of rollouts within a prompt group when additional samples may still produce useful reward contrast. In implementation, we replace the original sampling strategy with an interleaved scheme and introduce a signal-ratio threshold: once a correct response appears for a sample, its subsequent expanded rollouts are dynamically masked out. Finally, we analyze our proposed **FAR** strategy, which combines *Prompt Expansion* and *Rollout Allocation*, while further improving the sampling order and termination criteria.

Prompt Expansion. We vary the prompt expansion ratio while stopping once the target number of valid groups is reached, and compare its effect on accuracy, signal availability, and rollout time. As shown in Fig. 5a, Prompt Expansion improves performance by adding more effective samples within each training step, thereby accelerating convergence. Fig. 5b supports this trend: larger expansion ratios provide more signals in the early stage, but the gain becomes marginal later because most prompt groups become fully correct and no longer provide useful reward variation. Fig. 5c shows that rollout time increases with the expansion ratio. Considering both accuracy and time cost, $2\times$ provides a reasonable trade-off.

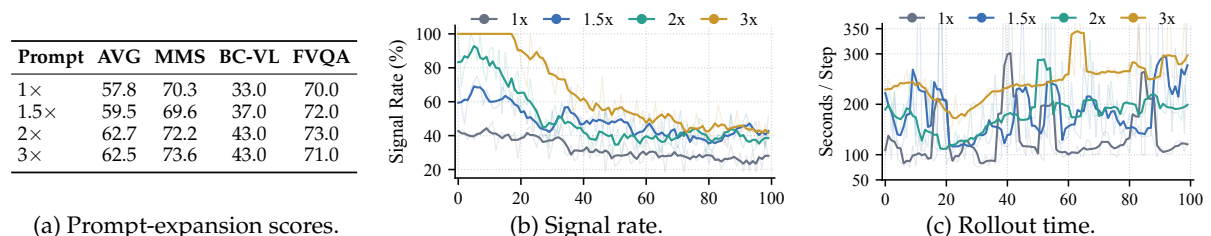


Figure 5: **Prompt expansion trade-off.** (a) Best evaluation scores under different expansion ratios. (b) Signal rate during training. (c) Per-step rollout time.

Rollout Allocation. We analyze Rollout Allocation from two perspectives. *First, how does increasing the*

base rollout number n affect performance and efficiency? As shown in Fig. 6c, larger n leads to higher per-step time cost, while generally improving performance. However, Fig. 6b shows that different values of n exhibit clear signal differences at the early stage of training, but the gap becomes much smaller later. This trend is intuitive: as the model becomes stronger, the proportion of fully correct samples increases, leaving fewer samples with meaningful rollout-level variation. *Second, how efficiently can Rollout Allocation recover useful training samples during training?* As shown in Fig. 7, the 4–8 setting recovers more hard group occurrences than the 4–6 setting. We compute the recovery rate over training-step group occurrences whose base rollouts are all incorrect, counting repeated prompt occurrences across steps separately. The recovery rate increases from 11.7% to 17.7%, indicating that under the 4–8 setting, about 17.7% of these hard occurrences can produce at least one correct later rollout and thus participate in training. This is a favorable outcome: Rollout Allocation not only improves training efficiency, but also makes better use of hard samples.

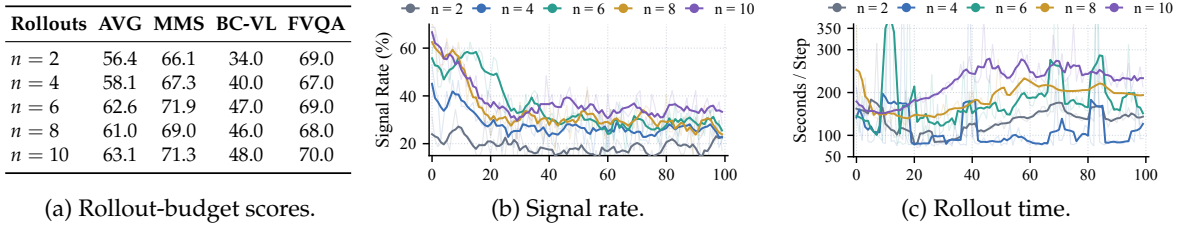


Figure 6: **Fixed rollout-budget trade-off.** (a) Best evaluation scores for each rollout budget. (b) Signal rate during training. (c) Per-step rollout time.

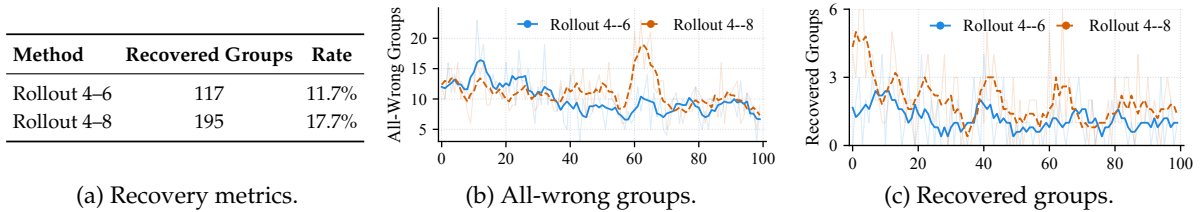


Figure 7: **Hard-group recovery with additional rollouts.** (a) Recovered occurrences and recovery rate among hard groups. (b) Initially all-wrong group occurrences per step. (c) Occurrences recovered by later rollouts.

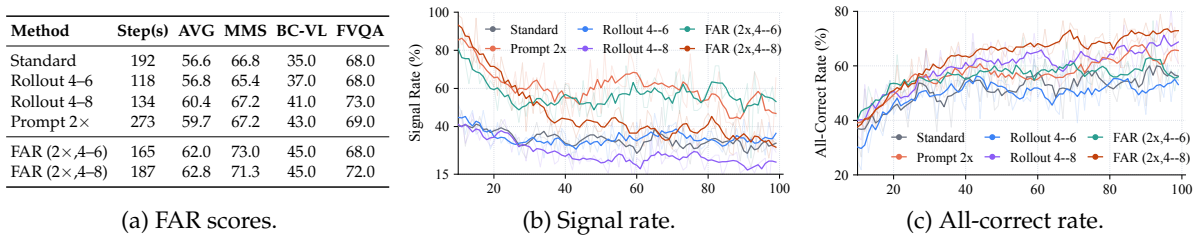


Figure 8: **FAR accuracy–efficiency trade-off.** (a) Rollout cost and evaluation scores. (b) Signal rate. (c) All-correct rate.

Factorized Adaptive Rollout. Fig. 8a shows that expanding the rollout budget through Rollout Allocation brings clear performance gains. We do not emphasize the reward curve in this setting because the average reward becomes less comparable under adaptive sampling: Rollout Allocation continues sampling harder prompt groups, so a lower observed reward can reflect a harder sampled distribution rather than weaker model behavior. We therefore analyze the training signal rate instead. As shown in Fig. 8b, both increasing rollout allocation and FAR allocation budget from 6 to 8 lead to a faster decline in signal

rate. This indicates accelerated convergence, as more prompt groups become fully correct and no longer provide useful within-group reward variance; Fig. 8c shows this trend more directly through the rising all-correct rate. In terms of efficiency, FAR (2 \times , 4–8) achieves a rollout time comparable to the Standard setting, while improving the average score by 6.2 points.

4.3.2 Visual Evidence Verification

Table 2 compares direct training on trajectories distilled from the Qwen3-VL-235B-A22B model with training on trajectories augmented by textual and visual evidence-aware reasoning. Under the SFT-only setting, evidence-aware training improves the average score by 3.4 points. Applying RL on top of the evidence-aware SFT model further improves the average score by 5.4 points, suggesting that explicit evidence verification provides a stronger initialization for policy optimization. We further remove visual thumbnails from the image-search observations during evaluation. This consistently causes an average drop of about three points for both SFT and RL models, showing that thumbnails are not merely auxiliary metadata: *they provide the visual cue needed to verify whether a reverse-image-search result matches the queried entity*. Qualitative cases, including Fig. 3, show that without thumbnail-based verification, the model can incorrectly rely on visually mismatched image-search results. This verification signal introduces negligible overhead, since each thumbnail typically contains fewer than 0.1M pixels, which is minor compared with the original high-resolution image input.

Table 2: **Evidence verification ablation.** “Direct” refers to training using the distillation trajectory directly. “w/o Visual Evidence” removes image-search thumbnails from the agent loop during inference.

Method	AVG	MMSearch	BC-VL	FVQA	LiveVQA
Direct SFT	61.0	71.9	36.0	72.0	64.0
Direct RL	64.9 +3.9	73.6 +1.7	46.0 +10.0	71.0 -1.0	69.0 +5.0
Evidence-Aware SFT	64.4 +3.4	74.4 +2.5	48.0 +12.0	70.0 -2.0	65.0 +1.0
w/o Visual Evidence	61.9 -2.5	69.7 -4.7	44.0 -4.0	70.0 0.0	64.0 -1.0
Evidence-Aware RL	69.8 +5.4	77.2 +2.8	59.0 +11.0	76.0 +6.0	67.0 +2.0
w/o Visual Evidence	66.1 -3.7	71.3 -5.9	54.0 -5.0	74.0 -2.0	65.0 -2.0

4.3.3 Self-Summarized Visit

Self-summarized visit removes the need to deploy a separate summarization model for webpage reading. This matters for deep-search agents because webpages can contain tens of thousands of tokens, making external summarization a substantial training-time bottleneck at scale. It also increases inference deployment cost, since the agent’s performance would depend on a second model rather than on the agent itself. We therefore use self-summary during both training and inference. Table 3 shows two main findings. **(1) Better agent-adapted summaries.** Self-summary outperforms external summarizers by about 1.8–2.6 average points, suggesting that training with self-summary can adapt summary generation to the information needs of the current agentic policy. **(2) Deployment-aware efficiency.** With the same two-node budget, the 2+0 self-summary setting is 28.5% faster than the 1+1 external 8B summarizer setting, while also improving AVG by 1.8 points.

Table 3: **Self-summary versus external summarization.** Evaluation scores and inference time under different serving layouts. “A+S” denotes agent nodes plus external-summary nodes; self-summary uses no separate summary service.

Summary Source	Summary Model	Serving (A+S)	Time	AVG	MMSearch	BC-VL	FVQA	LiveVQA
Self-summary	Same 8B policy	1+0	609s	69.8	77.2	59.0	76.0	67.0
Self-summary	Same 8B policy	2+0	358s	69.7	77.8	58.0	76.0	67.0
External summarizer	Qwen3-VL-8B	1+1	501s	67.9 -1.9	76.6	56.0	71.0	68.0
External summarizer	Qwen3-VL-30B-A3B	1+1	582s	67.2 -2.6	77.8	53.0	71.0	67.0

4.3.4 Harness Comparison.

We further compare different agentic harnesses under a zero-shot setting, where each harness is directly paired with an untuned 8B model. This isolates the effectiveness of the inference-time tool environment from post-training. As shown in Table 4, SimpleSearch-VL improves the average score over Vision-DeepResearch by 2.7 points, validating the benefit of our decoupled tool design. Unlike Vision-DeepResearch, which couples reverse image search, webpage visit, and summary, or SenseNova-MARS, which couples search and visit, our harness lets the model independently plan search queries, select webpages to visit, and choose target entities for reverse image search. OpenSearch-VL adopts a similarly decoupled design, but our harness still improves the average score by 11.7 points.

Table 4: **Zero-shot harness comparison.** AVG is computed over common reported benchmarks; “-” denotes unavailable results. [†] marks Vision-DeepResearch results on a random 300-sample subset.

Harness	Model	MMSearch	FVQA	LiveVQA	AVG
SenseNova-MARS (Chng et al., 2025)	Qwen3-VL-8B-Instruct	47.4	53.6	39.4	46.8
OpenSearch-VL (Chen et al., 2026)	Qwen3-VL-8B-Instruct	37.4	58.7	50.6	48.9
Vision-DeepResearch (Zeng et al., 2026)	Qwen3-VL-8B-Instruct	52.0	58.7 [†]	63.0 [†]	57.9
MTA-DeepSearch (Peng et al., 2026)	Qwen3-VL-8B-Instruct	57.1	64.2	-	-
SimpleSearch-VL	Qwen3-VL-8B-Instruct	62.0	65.3	54.6	60.6

4.3.5 Round/Tool Usage Analysis

Fig. 9 compares SFT+RL and Direct RL under the same FAR ($2\times$, 4–6) setting. The SFT-initialized run keeps a longer and more stable search process, with average reasoning rounds changing only from 5.6 to 5.4 between steps 10 and 100. Direct RL starts from shorter trajectories and increases from 3.4 to 4.2 rounds, indicating that it is still learning when to search and verify evidence. The sample-level image-search ratio in Fig. 9a shows a complementary pattern. Direct RL increases image-search invocation on all three reported benchmarks, from 59.1% to 84.2% on MMS, 33.0% to 74.0% on BC-VL, and 74.0% to 93.0% on FVQA. SFT+RL changes more moderately, from 61.4% to 66.1%, 47.0% to 60.0%, and 68.0% to 74.0% on the same benchmarks. This suggests that SFT provides a stronger tool-use prior, whereas Direct RL more readily expands reverse image search as a broadly useful evidence-gathering action.

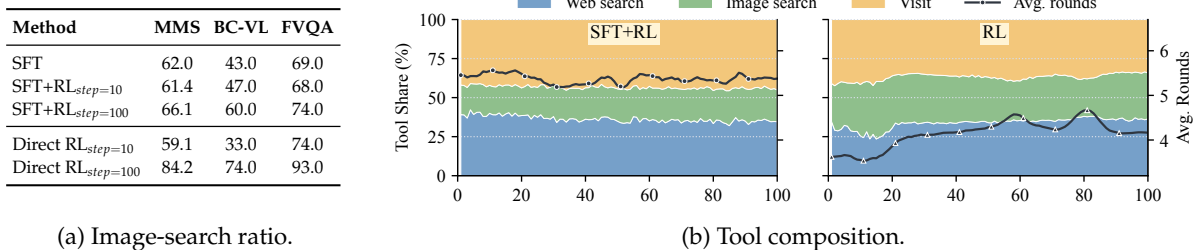


Figure 9: **Training-time tool behavior.** Left: image-search usage ratio. Right: tool-call composition and average reasoning rounds during training.

Fig. 10 reports inference rounds and Pass@1 across benchmarks. SimpleSearch-VL uses a moderate number of rounds overall, but adapts its reasoning depth to task difficulty: it uses about seven rounds on the harder MMSearch+ benchmark and about four rounds on MMSearch. This indicates that the trained agent does not follow a fixed search template, but adjusts its search depth to the task.

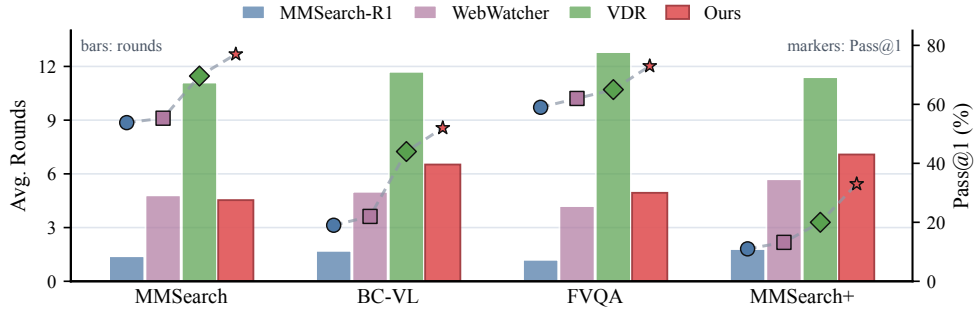


Figure 10: **Inference rounds and Pass@1.** Bars show the average number of reasoning rounds on each benchmark, while markers and dashed segments report the corresponding Pass@1 scores.

4.3.6 Training Cost Comparison

Table 5 shows that SimpleSearch-VL reaches strong multimodal search performance with substantially smaller training data and a much lighter training budget. Compared with OpenSearch-VL, our recipe uses about $7\times$ fewer SFT trajectories and $4\times$ less RL data. The compute difference is also pronounced: the 8B model requires only one H200 node for roughly 18 hours across SFT and RL, whereas OpenSearch-VL reports hundreds of H20 GPUs for multi-day SFT and RL stages. Despite this smaller scale, SimpleSearch-VL improves the representative average Pass@1 from 58.3 to 70.3 for the 8B model and from 62.6 to 74.9 for the 30B-A3B model. This suggests that the gains come not from scaling data or cluster size, but from improving the efficiency of rollout allocation, making visual evidence explicitly verifiable, and keeping webpage summarization inside the agent itself.

Table 5: **Training data and compute efficiency.** Avg. is computed over representative shared benchmarks in Table 1: MMSearch, BrowseComp-VL, FVQA, and LiveVQA.

Method	Model	SFT Data	RL Data	SFT Cost	RL Cost	Avg.
OpenSearch-VL (Chen et al., 2026)	8B dense	36K	8K	256 H20 \times 48h	64 H20 \times 240h	58.3
OpenSearch-VL (Chen et al., 2026)	30B-A3B	36K	8K	256 H20 \times 96h	64 H20 \times 240h	62.6
SimpleSearch-VL	8B dense	5K	2K	8 H200 \times 2 h	8 H200 \times 16 h	70.3
SimpleSearch-VL	30B-A3B	5K	2K	8 H200 \times 3 h	8 H200 \times 24 h	74.9

5 Discussion

Beyond the main SimpleSearch-VL recipe, our codebase also includes two exploratory training options that were implemented but not used in the final reported system. Although they are not part of the main experimental results, they are useful for understanding how rollout selection and interaction efficiency affect multimodal agentic RL.

Mastered-sample filtering. The optional `mastered_sample_filter` mechanism filters out prompt groups whose recent rollouts are all correct. This is related in spirit to GRESO-style (Zheng et al., 2026) selective rollouts, which move filtering before generation: if a prompt has recently been consistently all-wrong or all-correct, it is likely to remain zero-variance, so generating a full rollout group only to discard it wastes real computation. The difference is that our filter is simpler and more asymmetric. Rather than deciding whether every prompt should be sampled in the next step, it directly removes mastered all-correct prompts so that the remaining rollout budget is spent on harder examples. This design matches our goal of mining difficult samples. In practice, after easy groups were removed, the average number of interaction rounds increased quickly, suggesting that the policy was exposed to harder prompts that required longer tool-use trajectories.

Round-efficiency reward. We also explored a round-efficiency reward that gives an additional bonus to successful trajectories completed with fewer interaction rounds. Concretely, the training loop maintains an online reference for each sample, such as the historical minimum or average number of completion rounds, and rewards a rollout when it solves the sample more efficiently than that reference. This shaping term had the expected behavioral effect: the model learned to shorten successful trajectories and avoid some unnecessary search detours. However, the reduction in rounds did not consistently translate into better final task accuracy. Since multimodal search often benefits from spending extra steps on evidence verification, we leave this reward as an optional engineering setting rather than including it in the main SimpleSearch-VL recipe.

6 Conclusion

We introduced SimpleSearch-VL, a simple and efficient framework for multimodal agentic search. The framework combines Factorized Adaptive Rollout for signal-aware RL training, thumbnail-based visual evidence verification for more reliable multimodal retrieval, and goal-conditioned self-summary to keep webpage understanding within the agent itself. Across six multimodal search benchmarks, SimpleSearch-VL substantially improves over untuned Qwen3-VL policies while using only 5K SFT trajectories and 2K RL data, and its 30B-A3B variant remains competitive with agentic Gemini-3-Pro on shared evaluations. These results suggest that carefully designed rollout allocation and verifiable evidence use can be a practical alternative to scaling data, tools, or auxiliary model components for multimodal search agents.

References

- Shuai Bai, Yuxuan Cai, Ruizhe Chen, Keqin Chen, Xionghui Chen, Zesen Cheng, Lianghao Deng, Wei Ding, Chang Gao, Chunjiang Ge, Wenbin Ge, Zhifang Guo, Qidong Huang, Jie Huang, Fei Huang, Binyuan Hui, Shutong Jiang, Zhaohai Li, Mingsheng Li, Mei Li, Kaixin Li, Zicheng Lin, Junyang Lin, Xuejing Liu, Jiawei Liu, Chenglong Liu, Yang Liu, Dayiheng Liu, Shixuan Liu, Dunjie Lu, Ruilin Luo, Chenxu Lv, Rui Men, Lingchen Meng, Xuancheng Ren, Xingzhang Ren, Sibao Song, Yuchong Sun, Jun Tang, Jianhong Tu, Jianqiang Wan, Peng Wang, Pengfei Wang, Qiuyue Wang, Yuxuan Wang, Tianbao Xie, Yiheng Xu, Haiyang Xu, Jin Xu, Zhibo Yang, Mingkun Yang, Jianxin Yang, An Yang, Bowen Yu, Fei Zhang, Hang Zhang, Xi Zhang, Bo Zheng, Humen Zhong, Jingren Zhou, Fan Zhou, Jing Zhou, Yuezhi Zhu, and Ke Zhu. Qwen3-v1 technical report. *arXiv preprint arXiv:2511.21631*, 2025.
- Suang Chen, Kaituo Feng, Hangting Chen, Wenxuan Huang, Dasen Dai, Quanxin Shou, Yunlong Lin, Xiangyu Yue, Shenghua Gao, and Tianyu Pang. Opensearch-v1: An open recipe for frontier multimodal search agents. *arXiv preprint arXiv:2605.05185*, 2026.
- Yang Chen, Hexiang Hu, Yi Luan, Haitian Sun, Soravit Changpinyo, Alan Ritter, and Ming-Wei Chang. Can pre-trained vision and language models answer visual information-seeking questions? *arXiv preprint arXiv:2302.11713*, 2023.
- Xianfu Cheng, Wei Zhang, Shiwei Zhang, Jian Yang, Xiangyuan Guan, Xianjie Wu, Xiang Li, Ge Zhang, Jiaheng Liu, Yuying Mai, et al. Simplevqa: Multimodal factuality evaluation for multimodal large language models. In *Proceedings of the IEEE/CVF International Conference on Computer Vision*, pages 4637–4646, 2025.
- Yong Xien Chng, Tao Hu, Wenwen Tong, Xueheng Li, Jiandong Chen, Haojia Yu, Jiefan Lu, Hwei Guo, Hanming Deng, Chengjun Xie, et al. Sensenova-mars: Empowering multimodal agentic reasoning and search via reinforcement learning. *arXiv preprint arXiv:2512.24330*, 2025.
- Zheng Chu, Xiao Wang, Jack Hong, Huiming Fan, Yuqi Huang, Yue Yang, Guohai Xu, Chenxiao Zhao, Cheng Xiang, Shengchao Hu, et al. Redsearcher: A scalable and cost-efficient framework for long-horizon search agents. *arXiv preprint arXiv:2602.14234*, 2026.
- Gheorghe Comanici, Eric Bieber, Mike Schaekermann, Ice Pasupat, Noveen Sachdeva, Inderjit Dhillon, Marcel Blistein, Ori Ram, Dan Zhang, Evan Rosen, et al. Gemini 2.5: Pushing the frontier with advanced reasoning, multimodality, long context, and next generation agentic capabilities. *arXiv preprint arXiv:2507.06261*, 2025.
- Guanting Dong, Hangyu Mao, Kai Ma, Licheng Bao, Yifei Chen, Zhongyuan Wang, Zhongxia Chen, Jiazhen Du, Huiyang Wang, Fuzheng Zhang, Guorui Zhou, Yutao Zhu, Ji-Rong Wen, and Zhicheng Dou. Agentic reinforced policy optimization. *arXiv preprint arXiv:2507.19849*, 2025.
- Yifan Du, Zikang Liu, Jinbiao Peng, Jie Wu, Junyi Li, Jinyang Li, Wayne Xin Zhao, and Ji-Rong Wen. Towards long-horizon agentic multimodal search. *arXiv preprint arXiv:2604.12890*, 2026a.
- Yuwen Du, Rui Ye, Shuo Tang, Xinyu Zhu, Yijun Lu, Yuzhu Cai, and Siheng Chen. Openseeker: Democratizing frontier search agents by fully open-sourcing training data. *arXiv preprint arXiv:2603.15594*, 2026b.
- Mingyang Fu, Yuyang Peng, Benlin Liu, Yao Wan, and Dongping Chen. Livevqa: Live visual knowledge seeking. *arXiv preprint arXiv:2504.05288*, 2025.
- Xinyu Geng, Peng Xia, Zhen Zhang, Xinyu Wang, Qiuchen Wang, Ruixue Ding, Chenxi Wang, Jialong Wu, Yida Zhao, Kuan Li, et al. Webwatcher: Breaking new frontier of vision-language deep research agent. *arXiv preprint arXiv:2508.05748*, 2025.

-
- Google DeepMind. Gemini 3 pro model card. <https://storage.googleapis.com/deepmind-media/Model-Cards/Gemini-3-Pro-Model-Card.pdf>, 2025.
- Daya Guo, Dejian Yang, Haowei Zhang, Junxiao Song, Peiyi Wang, Qihao Zhu, Runxin Xu, Ruoyu Zhang, Shiron Ma, Xiao Bi, et al. Deepseek-r1 incentivizes reasoning in llms through reinforcement learning. *Nature*, 645(8081):633–638, 2025.
- Jack Hong, Chenxiao Zhao, ChengLin Zhu, Weiheng Lu, Guohai Xu, and Xing Yu. Deepeyesv2: Toward agentic multimodal model. *arXiv preprint arXiv:2511.05271*, 2025.
- Zengjie Hu, Jiantao Qiu, Tianyi Bai, Haojin Yang, Binhang Yuan, Qi Jing, Conghui He, and Wentao Zhang. Vade: Variance-aware dynamic sampling via online sample-level difficulty estimation for multimodal rl. *arXiv preprint arXiv:2511.18902*, 2025.
- Wenxuan Huang, Yu Zeng, Qiuchen Wang, Zhen Fang, Shaosheng Cao, Zheng Chu, Qingyu Yin, Shuang Chen, Zhenfei Yin, Lin Chen, et al. Vision-deepresearch: Incentivizing deepresearch capability in multimodal large language models. *arXiv preprint arXiv:2601.22060*, 2026.
- Dongzhi Jiang, Renrui Zhang, Ziyu Guo, Yanmin Wu, Pengshuo Qiu, Pan Lu, Zehui Chen, Guanglu Song, Peng Gao, Yu Liu, et al. Mmsearch: Unveiling the potential of large models as multi-modal search engines. In *The Thirteenth International Conference on Learning Representations*.
- Bowen Jin, Hansi Zeng, Zhenrui Yue, Jinsung Yoon, Serkan Arik, Dong Wang, Hamed Zamani, and Jiawei Han. Search-r1: Training llms to reason and leverage search engines with reinforcement learning, 2025. URL <https://arxiv.org/abs/2503.09516>.
- Thanh-Long V Le, Myeongho Jeon, Kim Vu, Viet Lai, and Eunho Yang. No prompt left behind: Exploiting zero-variance prompts in llm reinforcement learning via entropy-guided advantage shaping. *arXiv preprint arXiv:2509.21880*, 2025.
- Patrick Lewis, Ethan Perez, Aleksandra Piktus, Fabio Petroni, Vladimir Karpukhin, Naman Goyal, Heinrich Küttler, Mike Lewis, Wen-tau Yih, Tim Rocktäschel, et al. Retrieval-augmented generation for knowledge-intensive nlp tasks. *Advances in neural information processing systems*, 33:9459–9474, 2020.
- Guankai Li, Jiabin Chen, Yi Xu, Xichen Zhang, and Yuan Lu. Hypereyes: Dual-grained efficiency-aware reinforcement learning for parallel multimodal search agents. *arXiv preprint arXiv:2605.07177*, 2026a.
- Zhuofeng Li, Dongfu Jiang, Xueguang Ma, Haoxiang Zhang, Ping Nie, Yuyu Zhang, Kai Zou, Jianwen Xie, Yu Zhang, and Wenhui Chen. OpenResearcher: A Fully Open Pipeline for Long-Horizon Deep Research Trajectory Synthesis. *arXiv preprint arXiv:2603.20278*, 2026b.
- Yikun Liu, Yuan Liu, Le Tian, Xiao Zhou, Jiangchao Yao, Yanfeng Wang, and Weidi Xie. Points-seeker: Towards training a multimodal agentic search model from scratch. *arXiv preprint arXiv:2604.14029*, 2026.
- MiroMind Team, Song Bai, Lidong Bing, Carson Chen, Guanzheng Chen, Yuntao Chen, et al. Mirothinker: Pushing the performance boundaries of open-source research agents via model, context, and interactive scaling. *arXiv preprint arXiv:2511.11793*, 2025.
- Kartik Narayan, Yang Xu, Tian Cao, Kavya Nerella, Vishal M Patel, Navid Shiee, Peter Grasch, Chao Jia, Yinfei Yang, and Zhe Gan. Deepmmsearch-r1: Empowering multimodal llms in multimodal web search. *arXiv preprint arXiv:2510.12801*, 2025.
- Hieu Trung Nguyen, Bao Nguyen, Wenao Ma, Yuzhi Zhao, Ruifeng She, and Viet Anh Nguyen. Adaptive rollout allocation for online reinforcement learning with verifiable rewards. *arXiv preprint arXiv:2602.01601*, 2026.

-
- Xiangyu Peng, Can Qin, An Yan, Xinyi Yang, Zeyuan Chen, Ran Xu, and Chien-Sheng Wu. Mta-agent: An open recipe for multimodal deep search agents. *arXiv preprint arXiv:2604.06376*, 2026.
- Zekai Qu, Yinxu Pan, Ao Sun, Chaojun Xiao, and Xu Han. Copris: Efficient and stable reinforcement learning via concurrency-controlled partial rollout with importance sampling. *arXiv preprint arXiv:2511.05589*, 2025.
- John Schulman, Filip Wolski, Prafulla Dhariwal, Alec Radford, and Oleg Klimov. Proximal policy optimization algorithms. *arXiv preprint arXiv:1707.06347*, 2017.
- Zhihong Shao, Peiyi Wang, Qihao Zhu, Runxin Xu, Junxiao Song, Xiao Bi, Haowei Zhang, Mingchuan Zhang, YK Li, Yang Wu, et al. Deepseekmath: Pushing the limits of mathematical reasoning in open language models. *arXiv preprint arXiv:2402.03300*, 2024.
- Guangming Sheng, Yuxuan Tong, Borui Wan, Wang Zhang, Chaobo Jia, Xibin Wu, Yuqi Wu, Xiang Li, Chi Zhang, Yanghua Peng, et al. Laminar: A scalable asynchronous rl post-training framework. In *Proceedings of the 21st European Conference on Computer Systems*, pages 400–422, 2026.
- Rohan Surana, Gagan Mundada, Xunyi Jiang, Chuhan Wang, Zhenwei Tang, Difan Jiao, Zihan Huang, Yuxin Xiong, Junda Wu, Sheldon Yu, et al. Generate, filter, control, replay: A comprehensive survey of rollout strategies for llm reinforcement learning. *arXiv preprint arXiv:2605.02913*, 2026.
- Sijun Tan, Michael Luo, Colin Cai, Tarun Venkat, Kyle Montgomery, Aaron Hao, Tianhao Wu, Arnav Balyan, Manan Roongta, Chenguang Wang, Li Erran Li, Raluca Ada Popa, and Ion Stoica. rllm: A framework for post-training language agents, 2025. Notion Blog.
- Anthropic Team. Claude opus 4.6 system card. <https://www-cdn.anthropic.com/14e4fb01875d2a69f646fa5e574dea2b1c0ff7b5.pdf>, 2026a.
- Kimi Team. Kimi k2.5: Visual agentic intelligence, 2026b. URL <https://arxiv.org/abs/2602.02276>.
- Tongyi DeepResearch Team, Baixuan Li, Bo Zhang, Dingchu Zhang, Fei Huang, Guangyu Li, Guoxin Chen, Huifeng Yin, Jialong Wu, Jingren Zhou, et al. Tongyi deepresearch technical report. *arXiv preprint arXiv:2510.24701*, 2025.
- Peng Wang, Qi Wu, Chunhua Shen, Anthony Dick, and Anton Van Den Hengel. Fvqa: Fact-based visual question answering. *IEEE transactions on pattern analysis and machine intelligence*, 40(10):2413–2427, 2017.
- Jinming Wu, Zihao Deng, Wei Li, Yiding Liu, Bo You, Bo Li, Zejun Ma, and Ziwei Liu. Mmsearch-r1: Incentivizing llms to search. *arXiv preprint arXiv:2506.20670*, 2025.
- Bokang Yang, Xinyi Sun, Kaituo Feng, Xingping Dong, Dongming Wu, and Xiangyu Yue. From web to pixels: Bringing agentic search into visual perception. *arXiv preprint arXiv:2605.12497*, 2026.
- Huanjin Yao, Qixiang Yin, Min Yang, Ziwang Zhao, Yibo Wang, Haotian Luo, Jingyi Zhang, and Jiaying Huang. Mm-deepresearch: A simple and effective multimodal agentic search baseline. *arXiv preprint arXiv:2603.01050*, 2026.
- Fangda Ye, Zhifei Xie, Yuxin Hu, Yihang Yin, Shurui Huang, Shikai Dong, Jianzhu Bao, and Shuicheng Yan. Deep-reporter: Deep research for grounded multimodal long-form generation. *arXiv preprint arXiv:2604.10741*, 2026.
- Qiyang Yu, Zheng Zhang, Ruofei Zhu, Yufeng Yuan, Xiaochen Zuo, Yu Yue, Weinan Dai, Tiantian Fan, Gaohong Liu, Lingjun Liu, et al. Dapo: An open-source llm reinforcement learning system at scale. *Advances in Neural Information Processing Systems*, 38:113222–113244, 2026.

-
- Shi Yu, Chaoyue Tang, Bokai Xu, Junbo Cui, Junhao Ran, Yukun Yan, Zhenghao Liu, Shuo Wang, Xu Han, Zhiyuan Liu, et al. Visrag: Vision-based retrieval-augmented generation on multi-modality documents. *arXiv preprint arXiv:2410.10594*, 2024.
- Yu Zeng, Wenxuan Huang, Zhen Fang, Shuang Chen, Yufan Shen, Yishuo Cai, Xiaoman Wang, Zhenfei Yin, Lin Chen, Zehui Chen, Shiting Huang, Yiming Zhao, Yao Hu, Philip Torr, Wanli Ouyang, and Shaosheng Cao. Vision-deepresearch benchmark: Rethinking visual and textual search for multimodal large language models. *preprint*, 2026.
- Yuheng Zhang, Wenlin Yao, Changlong Yu, Yao Liu, Qingyu Yin, Bing Yin, Hyokun Yun, and Lihong Li. Improving sampling efficiency in rlvr through adaptive rollout and response reuse. *arXiv preprint arXiv:2509.25808*, 2025.
- Zhengbo Zhang, Changtao Miao, Jinbo Su, Zhaowen Zhou, Chunxia Zhang, Xukai Wang, Ruiqi Liu, Kaiyuan Zheng, Jiansheng Cai, Bo Zhang, Zhe Li, Shiming Xiang, and Ying Yan. Visual-seeker: Towards visual-native multimodal agentic search via active visual reasoning, 2026a. URL <https://arxiv.org/abs/2606.15231>.
- Zhi Zhang, Zhen Han, Costas Mavromatis, Qi Zhu, Yunyi Zhang, Sheng Guan, Dingmin Wang, Xiong Zhou, Shuai Wang, Soji Adeshina, et al. Train less, learn more: Adaptive efficient rollout optimization for group-based reinforcement learning. *arXiv preprint arXiv:2602.14338*, 2026b.
- Yuze Zhao, Jintao Huang, Jinghan Hu, Xingjun Wang, Yunlin Mao, Daoze Zhang, Zeyinzi Jiang, Zhikai Wu, Baole Ai, Ang Wang, Wenmeng Zhou, and Yingda Chen. Swift:a scalable lightweight infrastructure for fine-tuning, 2024. URL <https://arxiv.org/abs/2408.05517>.
- Haizhong Zheng, Yang Zhou, Brian Bartoldson, Bhavya Kailkhura, Fan Lai, Jiawei Zhao, and Beidi Chen. Act only when it pays: Efficient reinforcement learning for llm reasoning via selective rollouts. *Advances in Neural Information Processing Systems*, 38:124321–124346, 2026.
- Yuzhen Zhou, Jiajun Li, Yusheng Su, Gowtham Ramesh, Zilin Zhu, Xiang Long, Chenyang Zhao, Jin Pan, Xiaodong Yu, Ze Wang, et al. April: Active partial rollouts in reinforcement learning to tame long-tail generation. *arXiv preprint arXiv:2509.18521*, 2025.
- Zilin Zhu, Chengxing Xie, Xin Lv, and slime Contributors. slime: An llm post-training framework for rl scaling. <https://github.com/THUDM/slime>, 2025. GitHub repository. Corresponding author: Xin Lv.

Appendix

Appendix Contents

A	Implementation Details	19
A.1	SFT Training Configuration	19
A.2	RL Training Configuration	19
A.3	Training Data Composition	20
B	Agent Workflow and Tool Interface	21
C	Evidence-Aware Reasoning Data Construction	22
D	Prompt Templates	23
D.1	Agent System Prompt	23
D.2	Tool Prompt and Schemas	24
D.3	Self-Summary Prompt.	26
D.4	Judge Prompt	27
E	Visualization	28
E.1	Standard Single-Image Cases	28
E.2	Single-Image Case without Image Search	28
E.3	Multi-Frame Cases	28
E.4	Multi-Region Case	28
E.5	Failure Cases.	28

A Implementation Details

This appendix reports the implementation details of SimpleSearch-VL. We summarize the training data and optimization settings used in our experiments, while omitting framework defaults that are not essential for reproduction.

A.1 SFT Training Configuration

The supervised fine-tuning stage initializes SimpleSearch-VL with executable evidence-aware trajectories. As shown in Table 6, both the 8B dense model and the 30B-A3B MoE model are trained on the same 5,193 trajectories with a 64K-token context window, three epochs, and batch size 64. The two scales use the corresponding Qwen3-VL-Instruct checkpoints as initialization and are trained with ms-swift Megatron SFT on a single H200 node. The 30B-A3B MoE model uses a smaller learning rate and requires a slightly longer SFT run, but both runs finish within a few hours, keeping SFT as a lightweight initialization stage rather than the main source of compute.

A.2 RL Training Configuration

The reinforcement learning stage further optimizes the SFT-initialized policy in the same agentic search environment used at inference time. As summarized in Table 7, RL uses a 64K-token context window for both model scales and runs for 150 training steps on one H200 node. The training recipe applies Factorized Adaptive Rollout with $2\times$ Prompt Expansion and Rollout Allocation from four to six rollouts,

Table 6: **SFT training configuration.** Recipe-level settings for the 8B dense and 30B-A3B MoE variants; framework defaults are omitted.

Configuration	8B	30B-A3B
Base model	Qwen3-VL-8B-Instruct	Qwen3-VL-30B-A3B-Instruct
Hardware	1 H200 node (8×141GB GPUs)	1 H200 node (8×141GB GPUs)
Training time	~2 hours	~3 hours
Learning rate	2.0×10^{-5} with minimum LR 5.0×10^{-7}	1.0×10^{-5} with minimum LR 2.0×10^{-7}
Training data	5,193 evidence-aware SFT trajectories	
Training framework	ms-swift Megatron SFT	
Context length	64K tokens	
Epochs	3	
Batch size	64	

Table 7: **RL training configuration.** Recipe-level settings for reproducing the 8B dense and 30B-A3B MoE runs.

Configuration	8B	30B-A3B
Hardware	1 H200 node (8×141GB GPUs)	1 H200 node (8×141GB GPUs)
Training time	~16 hours	~24 hours
Context length	64K tokens	
Training steps	150	
FAR setting	Prompt Expansion with a 2× and Rollout Allocation from 4 to 6 rollouts	
Learning rate	1.0×10^{-6} with cosine decay, 0.05 warmup ratio, and minimum LR 1.0×10^{-7}	
KL loss	Disabled	
Judge model	Qwen3-VL-235B-A22B-Instruct	

uses a small 1.0×10^{-6} learning rate with cosine decay, and disables KL loss. A large Qwen3-VL judge supplies the answer-level correctness signal used by the reward and rollout filtering. Compared with SFT, RL is the longer stage (~16 hours for 8B and ~24 hours for 30B-A3B), but it still fits within a single-node training budget.

A.3 Training Data Composition

Fig. 11 summarizes the raw data-source composition used by the SFT and RL stages. The final SFT set contains 5,193 evidence-aware trajectories, led by LiveVQA (2,365) and complemented by FVQA (689), Wiki-EN (623), Wiki-ZH (590), WikiArt (513), Palace (259), and WebQA (154). The RL pool contains 1,995 prompts and is intentionally concentrated on the sources that provide reliable answer checking and useful search difficulty: LiveVQA contributes 918 prompts and FVQA contributes 747, while Palace, WebQA, Wiki-ZH, Wiki-EN, and WikiArt provide smaller but diverse long-tail coverage. This mixture gives SFT broad evidence-aware behavior and reserves RL for a cleaner prompt pool with stable binary feedback.

Fig. 12 provides two complementary views of the training data. **Multi-image coverage.** We count multi-image samples by the number of original input images, excluding retrieved visual thumbnails used for evidence verification. Under this definition, the SFT archive contains 366 multi-image trajectories out of 5,193 samples (7.0%), and the RL pool contains 403 multi-image prompts out of 1,995 samples (20.2%). All multi-image samples are from LiveVQA, which supplies the main supervision signal for multi-image search and comparison. **Trajectory length.** The SFT trajectories use 3.20 tool-use rounds on average before the final answer, with most samples concentrated between two and four rounds. This distribution indicates that the SFT data emphasizes concise tool-interleaved reasoning rather than unnecessarily long search chains.

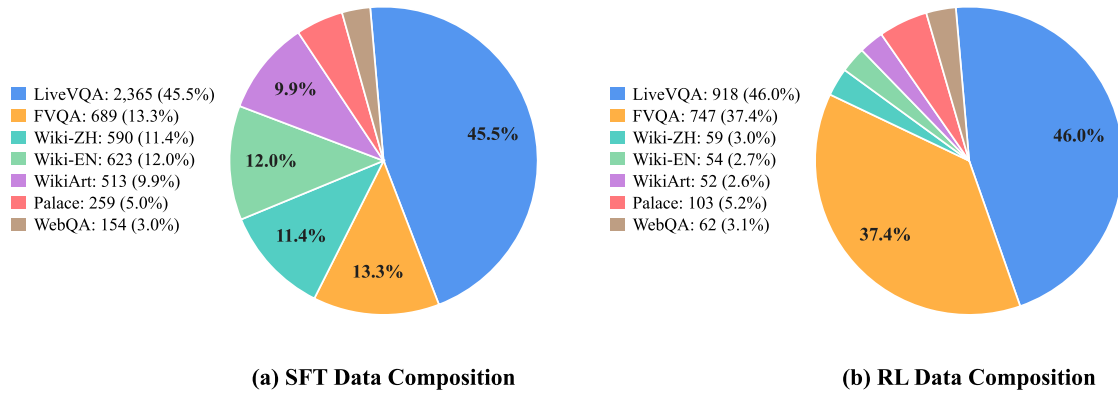


Figure 11: Raw source composition of SFT and RL training data. (a) SFT trajectory mixture. (b) RL data mixture.

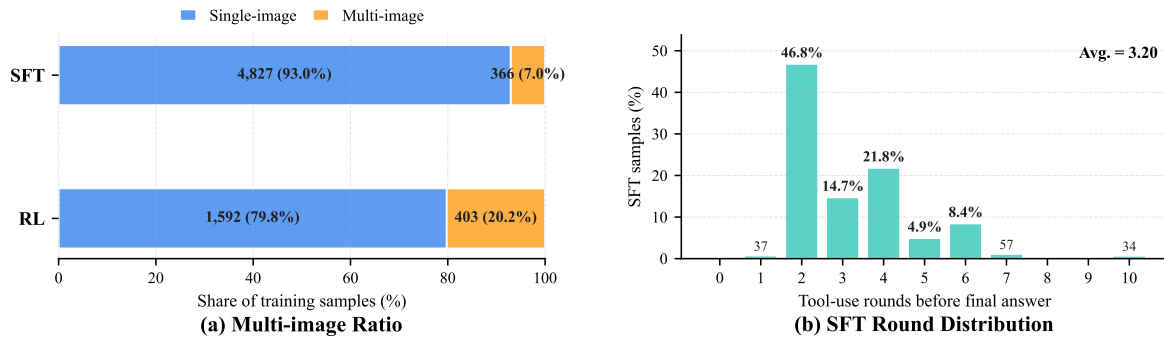


Figure 12: Input-image type and SFT round distribution. (a) Single-image and multi-image shares in SFT and RL data. (b) SFT tool-use round distribution, where a round denotes one tool call before the final answer.

B Agent Workflow and Tool Interface

The agent operates in a tool-interleaved loop. Given a question and one or more input images, the system assigns explicit image identifiers, e.g., `img_idx=0` and `img_idx=1`. At every turn, the model emits a `<thinking>` block and then takes exactly one action: a JSON-formatted tool call or a final `<answer>`. Tool observations are appended to the context, and the loop continues until a valid answer is produced or the configured budget is reached.

Table 8: **Tool declarations in SimpleSearch-VL.** The table lists each tool’s role, input signature, and returned evidence fields.

Tool	Role	Input Signature	Output
text_search	Search the web for external textual knowledge.	query: list of search queries	title: webpage title url: source webpage snippet: short matched context
image_search	Perform region-level reverse image search using a selected image region as the visual query.	regions: list of {img_idx, bbox_2d}	thumbnail: visual match preview title: matched webpage title url: source webpage
visit	Extract webpages relevant to a goal.	url: list of webpages goal: extraction goal string	summary: goal-conditioned summary

Text Search. The text-search tool is used when the model already has keywords or candidate entities to verify. Its input is a list of search queries, and its output contains webpage titles, URLs, and short matched snippets. The returned snippets provide preliminary evidence; when exact webpage evidence is needed, the model is instructed to call `visit` on the selected URLs.

Image Search. The image-search tool performs region-level reverse image search, using selected image regions as visual queries. Its input is a list of regions, where each region contains an `img_idx` and a normalized `[0, 1000] bbox_2d`; `[0, 0, 1000, 1000]` denotes the full image. Its output includes the matched thumbnail, webpage title, and source URL. Unlike single-image search interfaces, our schema allows a single batched call to include regions from multiple input images, which is important for multi-image visual questions. The returned thumbnails are used for visual evidence verification before the agent trusts the associated title or URL.

Visit. The visit tool takes a list of URLs and a goal string as input. For each URL, a webpage reader first fetches and normalizes the content into text; the agent then produces a concise summary conditioned on the goal. This keeps webpage understanding inside the model’s own generation process while avoiding an additional deployed summary model during training and inference. The exact self-summary prompt is provided in Table 16.

C Evidence-Aware Reasoning Data Construction

We construct SFT trajectories with an evidence-aware data pipeline. The pipeline is designed to produce trajectories where visual observations, image-search thumbnails, web evidence, and final answers are explicitly connected. We focus on the three model-involved stages after candidate pool construction: direct-answer filtering, agentic rollout filtering, and trajectory audit with reasoning rewrite.

Step 0: Candidate Pool Construction. We first collect candidate visual QA samples from FVQA, LiveVQA, Wiki-EN, Wiki-ZH, WikiArt, Palace, and WebQA. Since RL training requires a reliable correctness signal, we focus on questions with a *determinate and verifiable answer boundary*: the expected answer should be a specific entity, attribute, event, count, date, title, location, relation, or another objective fact. Open-ended or non-factoid queries, such as questions asking for broad descriptions, explanations, opinions, or ambiguous “why/how” reasoning, are removed because many plausible responses could be acceptable and cannot be judged robustly by a binary reward.

Step 1: Direct-Answer Filtering. We use Qwen3-VL-235B-A22B-Instruct as both the direct-answer model and the judge. The model first produces a direct answer for each sample. The same model then performs two judgments: whether the prediction matches the reference answer, and whether the question is a clear fact-seeking query with an objective correctness criterion. Samples that can be answered correctly in this direct-answer setting are removed, and samples judged ambiguous, subjective, open-ended, or insufficiently contextualized are also excluded. Only incorrect, valid, fact-seeking samples are kept for agentic rollout. This stage filters out directly answerable examples while preserving questions that require external evidence.

Step 2: Agentic Rollout Filtering. We then generate tool-interleaved trajectories for the retained samples using Qwen3-VL-235B-A22B-Instruct as the policy model. The rollout environment provides three tools, `text_search`, `image_search`, and `visit`; `image_search` observations include visual thumbnails for evidence verification. Sampling is deterministic during data construction ($T = 0$), and each sample is allowed up to 10 model turns. We keep trajectories that end with a valid `<answer>`, follow the required assistant format, are judged answer-correct, and contain substantive tool use. Trajectories that fail format checks, terminate without a supported final answer, or do not use external evidence are rejected.

Step 3: Joint Trajectory Audit and Reasoning Rewrite. We use `gemini-3.1-pro` to perform trajectory audit and reasoning rewrite in a single model call. The auditor rejects trajectories with unsupported final answers, repeated low-value searches, premature or unnecessary tool calls, or weak connections between the visual evidence and the final response. For retained samples, Gemini rewrites only the assistant reasoning and final answer while preserving the original tool calls, tool responses, and evidence order. The rewrite explicitly requires `image_search` reasoning to compare retrieved thumbnails with the queried image region before trusting the associated title or URL, making visual evidence verification visible in the SFT trajectory.

D Prompt Templates

This section groups the prompt templates used by SimpleSearch-VL into the agent system prompt, tool prompt, self-summary prompt, and judge prompt. The same agent and tool prompts are used during training and inference.

D.1 Agent System Prompt

Table 9: **Agent system prompt.** The active date is replaced by `{current_date}`.

Agent System Prompt
<pre> #Role You are a visual research assistant. Given a question, your task is to solve the problem one substep at a time. ## Guiding Principles At each turn, you must either: 1. Issue one specific tool enclosed in <code><tool_call></tool_call></code> tags, 2. Or provide the final answer enclosed in <code><answer></answer></code> tags. All outputs must begin with a thought enclosed in <code><thinking></thinking></code> tags, explaining your current reasoning and what to do next. ## Output Format (strict): Always start with <code><thinking></code>. Do not output the previous reasoning chain. Then, depending on the case, output one of the following: 1. If reasoning continues: </pre>

```
<thinking>Your current reasoning and next plan</thinking>
<tool_call>One precise tool call to assist your reasoning</tool_call>
```

2. If ready to conclude:

```
<thinking>Summarize all reasoning and derive the answer</thinking>
<answer>Final answer</answer>
```

D.2 Tool Prompt and Schemas

The tool section is appended after the system prompt and before the current date. It exposes only the active tool schemas and enforces a single valid JSON tool call per assistant turn.

Table 10: **Tool calling prompt.** Function schemas are injected into {tool_json_lines}.

Tool Calling Prompt

Tools

You may call exactly one function per assistant turn. Use batched arguments inside that single tool call when you need parallel search.

You are provided with function signatures within <tools></tools> XML tags:

```
<tools>
{tool_json_lines}
</tools>
```

For the function call, return one valid JSON object inside <tool_call></tool_call>. The top-level object must have exactly two sibling keys: "name" and "arguments". Never insert an extra object between "name" and "arguments".

Use these exact JSON shapes:

```
<tool_call>
{"name": "text_search", "arguments": {"query": ["example query"]}}
</tool_call>
<tool_call>
{"name": "visit", "arguments": {"url": ["https://example.com"], "goal": "find relevant evidence
"}}
</tool_call>
<tool_call>
{"name": "image_search", "arguments": {"regions": [{"img_idx": 0, "bbox_2d": [0, 0, 1000,
1000]}]}}
</tool_call>
```

Current date: {current_date}

The active schemas are listed below for readability.

Table 11: **image_search schema.** Multi-image region search is supported through img_idx.

Tool Definition: image_search

Description:

Perform reverse image search for one or more input image regions. Use this to identify unfamiliar objects, logos, landmarks, artworks, products, people, or scenes. Input images are referred to by img_idx, starting from 0. Each region must pair one img_idx with one bbox_2d in 0-1000 scale. Use [0, 0, 1000, 1000] for a whole image. The tool response labels each searched region with the same img_idx.

Arguments:

```
{
  "regions": [
    {
```

```

    "img_idx": number,
    "bbox_2d": [x1, y1, x2, y2]
  }
]
}

Constraints:
- 1 to 3 regions per call.
- bbox_2d uses the 0-1000 coordinate system.
- [0, 0, 1000, 1000] denotes the full image.

Example:
<tool_call>
{
  "name": "image_search",
  "arguments": {
    "regions": [
      {"img_idx": 0, "bbox_2d": [0, 0, 1000, 1000]}
    ]
  }
}
</tool_call>

```

Table 12: text_search schema. Complementary queries can be batched in one call.

Tool Definition: text_search

Description:

Perform text-based web searches and return top results. Use when you already have specific keywords or facts to look up. Supply complementary queries in a single call when useful.

Arguments:

```

{
  "query": ["search query 1", "search query 2", "..."]
}

```

Constraints:

- 1 to 3 queries per call.
- The query array must stay inside arguments.

Example:

```

<tool_call>
{
  "name": "text_search",
  "arguments": {
    "query": ["example query"]
  }
}
</tool_call>

```

Table 13: visit schema. Webpages are summarized with respect to an extraction goal.

Tool Definition: visit

Description:

Visit webpages and extract evidence relevant to your goal. Returns extracted evidence, a summary, and related links for further research. Use exact, complete URLs from search results or related links. Do not modify, truncate, or guess URLs.

Arguments:

```

{
  "url": ["https://example.com"],
  "goal": "what information to extract from the webpages"
}

```

Constraints:

- 1 to 3 URLs per call by default; the maximum can be configured at runtime.
- URLs must be exact and complete.
- goal should specify the evidence needed for answering the question.

Example:

```
<tool_call>
{
  "name": "visit",
  "arguments": {
    "url": ["https://example.com"],
    "goal": "find relevant evidence"
  }
}
</tool_call>
```

Table 14: **Image-search observation instruction.** Visual thumbnails are checked before using titles or URLs as evidence.

Visual Thumbnail Verification Instruction

Reminder: Each image thumbnail corresponds to the result immediately below it. Compare the thumbnails with the queried image region first. Visit all URLs whose thumbnails and titles are visually and semantically consistent with the target. If thumbnails do not match the target region, treat those results as low-confidence and do not rely on them. You can pass multiple URLs in one visit call.

Table 15: **Multi-image image-search example.** One call can search localized regions from different input images.

Multi-Image Search Example

Input images are indexed from 0. A single `image_search` call may include regions from multiple input images:

```
<tool_call>
{
  "name": "image_search",
  "arguments": {
    "regions": [
      {"img_idx": 0, "bbox_2d": [0, 0, 1000, 1000]},
      {"img_idx": 1, "bbox_2d": [120, 180, 760, 920]}
    ]
  }
}
</tool_call>
```

The returned observation keeps the same `img_idx` for each searched region. If thumbnails are returned, compare each thumbnail against the queried region before trusting the corresponding title or URL.

D.3 Self-Summary Prompt

After `visit` fetches and normalizes a webpage, the policy model itself summarizes the content with respect to the extraction goal.

Table 16: **Self-summary prompt.** The model summarizes webpage content with respect to the extraction goal.

Self-Summary Prompt for visit
<p>System: You are a helpful assistant. Your task is to summarize webpage content concisely and factually.</p> <p>User: Summarize the following webpage content with respect to the user's goal.</p> <p>Webpage Content (may be truncated): {webpage_content}</p> <p>User Goal: {goal}</p> <p>Instructions:</p> <ul style="list-style-type: none">- Summarize the main content of the webpage in no more than five sentences.- Your summary should cover the overall key points of the page, not just parts related to the user's goal.- If any part of the content is helpful for answering the user's goal, include it clearly in the summary.- If the page contains no information relevant to the goal, state that briefly.- Your summary should be concise, factual, and informative.- Return the summary text directly. Do not use JSON, code fences, or special formatting.

D.4 Judge Prompt

The final training configuration uses a binary accuracy reward. Exact matching is attempted first; otherwise, the fallback LLM judge uses the prompt below.

Table 17: **Accuracy judge prompt.** The fallback judge returns the binary correctness signal used by the reward.

Accuracy Judge Prompt
<p>You are an impartial judge evaluating whether a deep research report contains the correct answer</p> <p>[Question] {question}</p> <p>[Correct Answer] {reference_answer}</p> <p>[Deep Research Report] {assistant_answer}</p> <p>Task: Determine if the deep research report contains the correct answer anywhere in its content.</p> <p>Instructions:</p> <ol style="list-style-type: none">1. Read through the entire research report carefully.2. Look for the correct answer anywhere in the report. It may be embedded in paragraphs, tables, or sections.3. Check if the information in the report is consistent with the correct answer.4. The answer does NOT need to be in a specific format or labeled as "final answer".5. Provide your reasoning.6. Answer with "yes" if the report contains the correct answer, and "no" if it does not or contradicts it. <p>Output format: correct: [yes/no] reasoning: [your explanation]</p>

E Visualization

E.1 Standard Single-Image Cases

Fig. 13 and Fig. 14 show standard single-image trajectories. In Fig. 13, the agent crops the left half of a composite news image, retrieves visually matching thumbnails for Don Lemon, and then visits supporting pages before answering. In Fig. 14, reverse image search first grounds the animated scene as Disney’s Evil Queen and magic mirror, after which webpage evidence and text search verify that Gal Gadot plays the Evil Queen in the 2025 live-action *Snow White*. These examples show the basic evidence chain used by SimpleSearch-VL: region-level reverse image search proposes an entity, thumbnail consistency filters the proposal, and text or webpage evidence confirms the final answer.

E.2 Single-Image Case without Image Search

Fig. 15 shows a simple case where the model chooses not to use image search. The input image contains a readable platform logo, “fineartamerica”, and the question asks about the type of prints made from high-quality cotton/poly canvas on that platform. Since this visual cue is already sufficient to identify the platform, the agent skips reverse image search, directly issues text-search queries about Fine Art America canvas prints, visits the relevant product pages, and verifies that the platform sells canvas art prints made with premium cotton/poly blend canvas, archival inks, and stretcher bars. This example illustrates adaptive tool allocation: when the image already supplies a reliable textual anchor and the problem is straightforward, the model can avoid unnecessary reverse image search and move directly to textual evidence gathering.

E.3 Multi-Frame Cases

Fig. 16 and Fig. 17 illustrate multi-frame reasoning. The simulator example first searches one cockpit image and obtains generic aviation evidence, then switches to the second frame, where the CNBC-style visual match identifies a United Airlines pilot-training video. The agent visits and cross-checks this evidence to answer that the facility belongs to United Airlines in Denver. The historical-event example searches both frames in one visual step: the first image is linked to the 1932 Ford Hunger March, while the second is linked to the 1941 Ford Strikers Riot. The final answer is obtained by verifying both dates and computing the nine-year gap. These trajectories show why the interface exposes image indices explicitly: the model can decide which frame is informative, and can compare evidence across frames when the question requires relational reasoning.

E.4 Multi-Region Case

Fig. 18 shows a trajectory that searches multiple regions within the same image. The full-image query only establishes a broad England-football context, so the agent refines the visual query by cropping the goalkeeper and the second player separately. The first region identifies Jordan Pickford, while the subsequent textual and webpage evidence clarifies that the relevant recall story concerns Jordan Henderson under new England manager Thomas Tuchel. This example demonstrates the role of region-level reverse image search: rather than trusting a whole-image match, the model can isolate entities and then use text evidence to resolve the question-specific relation.

E.5 Failure Cases

Fig. 19 and Fig. 20 show two failure modes. In Fig. 19, the image is only a thematic cue for songwriting, and reverse image search returns generic songwriting pages rather than the intended referent. The agent then follows a plausible but wrong text-search path to Taylor Swift’s Songwriters Hall of Fame induction, whereas the benchmark target is Ben Peters. This is an entity-selection failure: the external evidence is internally consistent, but it resolves the wrong hidden target. In Fig. 20, the visible sticker correctly

SAMPLE livevqa_research_preview_00079 ROUNDS 3 TOOLS 2 REWARD 1,500 TERM. answer

QUESTION
image_id: 1
Question: Based on the provided image, who is the individual on the left?


ASSISTANT

Initial analysis : The user wants to identify the individual on the left in the provided image. The image is a side-by-side composite of two men, both wearing glasses and formal attire.

Initial plan : I will use the image_search tool on the left half of the image to find visually similar images and identify the person.

image_search : {"regions": [{"img_idx": 0, "bbox_2d": [0, 0, 500, 1000]}]}


INPUT IMAGE




TRAJECTORY (ROUNDS)

R1 TOOL RESPONSE — REGION 1 (IMG_0, BBOX=[0, 0, 500, 1000])

REGION 1




1




Don Lemon Got Marr
buzzfeed.com/...

2



Elon Musk cancels Do
theverge.com/...

3



Don Lemon, Doja Cat
usatoday.com/...

R1 ASSISTANT **TOOL CALL**

Visual evidence : The image search results for the left region return multiple thumbnails (images 1-5) that match the queried individual. The titles consistently mention "Don Lemon" in various contexts (wedding, Time 100 Gala, CNN firing).

Plan : I will visit the BuzzFeed, The Verge, and TMZ links to confirm...

visit : {"url": ["www.buzzfeed.com/larryfitzmaurice/don-lemon...", "www.theverge.com/2024/3/13/24099677/don-le...", "www.tz.com/2023/04/26/don-lemon-all-smile..."], "goal": "Confirm the identity of the individual on the left in the provided image and gather any relevant details."}

R2 TOOL RESPONSE — VISIT

buzzfeed.com/larryfitzmaurice/don-lemon/ goal: Confirm the identity of the individual on the le...

The webpage is a BuzzFeed article titled "Don Lemon Got Married In New York City," published on April 7, 2024. It announces that CNN anchor Don Lemon married his partner Tim Mal...

theverge.com/2024/3/13/24099677/don-lemon-canceled-show/ goal: Confirm the identity of the individual on the le...

Elon Musk canceled Don Lemon's show on X following a "tense" interview, with Musk claiming the show was too similar to CNN. Don Lemon stated that Musk ended the partnership just...

tmz.com/2023/04/26/don-lemon-all-smiles-at-time100-gala-after-cnn-firing/ goal: Confirm the identity of the individual on the le...

The webpage is a TMZ article titled "Don Lemon All Smiles At Time100 Gala After CNN Firing," published on April 26, 2023. It reports that Don Lemon attended the Time100 Gala sho...

R2 ASSISTANT **FINAL ANSWER**

Evidence summary : The visited pages confirm that the individual is CNN anchor Don Lemon. T (<...189 chars...> ficient to answer the user's question. I will now provide the final answer.

Answer : Based on the provided image, the individual on the left is **Don Lemon**, a well-known American journalist and former CNN anchor.

GT : Don Lemon

Figure 13: **Standard single-image case.** The agent searches the left image region, matches retrieved thumbnails and titles to Don Lemon, and verifies the identity with visited webpages before answering.

SAMPLE mmsearch_end2end_only_image_00024

ROUNDS 4

TOOLS 3

REWARD 1.500

TERM. answer

QUESTION

image_id: 1

Question: Which actress is cast as the character not in the mirror shown in the image in the new Snow White movie?

INPUT IMAGE



ASSISTANT

Initial analysis : The user is asking for the actress cast as the character not in the mirror in the new Snow White movie. The image shows an animated scene with a villainous character (the Evil Queen) standing next to a mirror. In the classic Snow White story, the character not in the mirror is typically Snow White herself, but the question likely refers to the Evil Queen being cast in a live-action adaptation.

Initial plan : I will use image search to confirm the context of the image and ensure it relates to the new Snow White movie casting.

image_search : {"regions": [{"img_idx": 0, "bbox_2d": [0, 0, 1000, 1000]}]}

TRAJECTORY (ROUNDS)

R1 TOOL RESPONSE — REGION 1 (IMG_0, BBOX=[0, 0, 1000, 1000])



Evil Queen (Disney) - [en.wikipedia.org/...](https://en.wikipedia.org/)

WARNING! DO NOT [facebook.com/...](https://facebook.com/)

Doppiaggi allo specchio [youtube.com/...](https://youtube.com/)

R1 ASSISTANT

TOOL CALL

Visual evidence : The image search results confirm the image is from Disney's Snow White, specifically showing the Evil Queen and her mirror. The results include a Wikipedia page for the Evil Queen and a YouTube video about "The Queen (European French 2001)".

Plan : I will visit the Wikipedia page for the Ev...

visit : {"url": ["en.wikipedia.org/wiki/Evil_Queen_(Disney)"], "goal": "Find information about the casting of the Evil Queen in the new live-action Snow White movie."}

R2 TOOL RESPONSE — VISIT

[en.wikipedia.org/wiki/Evil_Queen_\(Disney\)](https://en.wikipedia.org/wiki/Evil_Queen_(Disney)) goal: Find information about the casting of the Evil Q...

The webpage is a Wikipedia article about the Evil Queen, the main antagonist from Disney's 1937 animated film *Snow White and the Seven Dwarfs*. The article details her character...

R2 ASSISTANT

TOOL CALL

Evidence summary : The Wikipedia page for the Evil Queen states that Gal Gadot is the actress portraying the Evil Queen in the 2025 live-action film *Snow White*.

Plan : To be absolutely certain, I will perform a text search to verify Gal Gadot's casting as the Evil Queen in the 2025 live-acti...

text_search : {"query": ["Gal Gadot cast as Evil Queen Snow White 2025", "new Snow White movie Evil Queen actress 2025", "Snow White live action film 2025 casting Evil Queen"]}

R3 TOOL RESPONSE — SEARCH EVIDENCE

Search for 'Gal Gadot cast as Evil Queen Snow White 2025' returned 5 results:

#1 Gal Gadot as E: [imdb.com/...](https://imdb.com/)
Evil Queen: Isn't this what you

#2 Evil Queen | Disney: disney.fandom.com
Snow White (2025) - Evil

#3 Snow White (2025): [en.wikipedia.org/...](https://en.wikipedia.org/)
In November 2021, Gal Gadot

#4 Gal Gadot as E: [tiktok.com/...](https://tiktok.com/)
Date published: Mar 25, 2025

Search for 'new Snow White movie Evil Queen actress 2025' returned 5 results:

#1 Gal Gadot as E: [imdb.com/...](https://imdb.com/)
Snow White (2025) - Gal

#2 Snow White (2025): [en.wikipedia.org/...](https://en.wikipedia.org/)
In November 2021, Gal Gadot

#3 Snow White (2025): [imdb.com/...](https://imdb.com/)
Top Cast44 : Rachel Zegler

#4 Gal Gadot as th: [facebook.com/...](https://facebook.com/)
Date published: Mar 11, 2025

Search for 'Snow White live action film 2025 casting Evil Queen' returned 5 results:

#1 Gal Gadot as E: [imdb.com/...](https://imdb.com/)
Snow White (2025) - Gal

#2 Evil Queen | Disney: disney.fandom.com
Snow White (2025) ... Gal

#3 Snow White (2025): [en.wikipedia.org/...](https://en.wikipedia.org/)
In November 2021, Gal Gadot

#4 Gal Gadot as E: [tiktok.com/...](https://tiktok.com/)
Date published: Mar 25, 2025

R3 ASSISTANT

FINAL ANSWER

Text evidence : The search results consistently confirm that Gal Gadot was cast as the Evil Queen (the mirror) in the new Snow White movie. I will now provide the final answer.

Answer : Based on the image and search results, the character not in the mirror is the Evil Queen from Disney's *Snow White and the Seven Dwarfs* (2025) live-action *Snow White* movie, the actress cast as the Evil Queen is **Gal Gadot**.

GT : Gal Gadot

Figure 14: Standard single-image case with visual-to-text verification. The reverse-image-search result grounds the scene as the Evil Queen from *Snow White*; webpage and text evidence then confirm Gal Gadot as the actress in the new film.


SAMPLE browsecomp_v1_00036 ROUNDS 3 TOOLS 2 REWARD 1.500 TERM. answer

QUESTION

image_id: 1

Question: What type of prints are made using high-quality cotton/poly canvas on this platform?

INPUT IMAGE



ASSISTANT

Initial analysis : The user is asking about the type of prints made using high-quality cotton/poly canvas on a specific platform. The provided image shows a logo that reads "fineartamerica".

Initial plan : I will perform a text search to find information about the types of prints, specifically cotton/poly canvas prints, offered by Fine Art America.

text_search : {"query": ["Fine Art America high-quality cotton/poly canvas prints", "Fine Art America print types cotton poly canvas", "What type of prints are made on cotton/poly canvas Fine Art America"]}

TRAJECTORY (ROUNDS)

R1 TOOL RESPONSE — SEARCH EVIDENCE

Search for 'Fine Art America high-quality cotton/poly canvas prints' returned 3 results:

<p>#1 Cotton Canvas Prints & W fineartamerica.com/... Explore our collection of cotton canvas prints in a</p>	<p>#2 Canvas Art Prints You'll L fineartamerica.com/... Each canvas print is hand-crafted at one of our global</p>	<p>#3 Cotton Wall Art for Sale - 1 fineartamerica.com/... Explore our collection of cotton art in a variety of</p>
--	---	---

Search for 'Fine Art America print types cotton poly canvas' returned 5 results:

<p>#1 Cotton Canvas fineartamerica.com Shop for cotton canvas prints</p>	<p>#2 Canvas Art Pri fineartamerica.com Each canvas print is hand-</p>	<p>#3 Synthetic Fabri fineartamerica.com Explore our collection of</p>	<p>#4 Fine Art Prints posterjack.com/... Date published: Aug 1, 2025 A</p>
---	---	---	---

Search for 'What type of prints are made on cotton/poly canvas Fine Art America' returned 5 results:

<p>#1 Exploring Diffe fineartamerica.com Date published: Oct 30, 2024</p>	<p>#2 Do any of have facebook.com/... Date published: 5 years ago</p>	<p>#3 Fine Art Ameri rossettiart.com/... Date published: May 16, 2026</p>	<p>#4 Canvas Art Pri fineartamerica.com Each canvas print is hand-</p>
--	--	--	---

R1 ASSISTANT TOOL CALL

Text evidence : The search results confirm that Fine Art America offers canvas prints using premium cotton/poly canvases. Results 2 and 4 from the first and third queries mention "premium cotton / poly canvases, pine stretcher bars, and archival inks." Result 3 from the third query also mentions "archival inks, stretched over pine stretcher bars..."

visit : {"url": ["fineartamerica.com/shop/canvas+prints/coff...", "fineartamerica.com/shop/canvas+prints"], "rossettiart.com/blogs/news/fine-art-americ..."}, "goal": "Find details about the type of prints made on high-quality cotton/poly canvas, including print type, materials used, and any specific characteristics."}

R2 TOOL RESPONSE — VISIT

[fineartamerica.com/shop/canvas+prints/...](#) goal: Find details about the type of prints made on hi...

The webpage is a product category page from Fine Art America for "Cotton Canvas Prints & Wall Art for Sale". It displays a large collection of canvas prints (1,966 results) feat...

[fineartamerica.com/shop/canvas+prints](#) goal: Find details about the type of prints made on hi...

The webpage is a product category page for "Canvas Art Prints" on Fine Art America, featuring a vast collection of art available for purchase. It highlights a 20% off sale and p...

[rossettiart.com/blogs/news/fine-art-...](#) goal: Find details about the type of prints made on hi...

The webpage reviews Fine Art America (FAA) as a print-on-demand marketplace for canvas prints, noting it uses premium cotton/poly blend canvas with archival inks stretched over...

R2 ASSISTANT FINAL ANSWER

Evidence summary : The visited pages confirm that Fine Art America produces canvas art prin (...216 chars...) he type of prints made on high-quality cotton/poly canvas on this platform.

Answer : Based on the platform **Fine Art America** (identified from the logo), the type of prints made using high-q (...394 chars...) aailable in various styles and subjects, catering to both abstract and realistic artwork.

GT : Canvas art prints

Figure 15: **Single-image case without image search.** For this straightforward logo-based question, the model does not call image search; it uses the visible Fine Art America text as an anchor and verifies the answer through text search and webpage visiting.

31

SAMPLE mmsearch_plus_00227 ROUNDS 6 TOOLS 5 REWARD 1.500 TERM. answer

QUESTION
 image_id: 1
 Question: [Given that this picture was taken inside a simulator, which organization and location do the facility in the image belong to?]

INPUT IMAGE

ASSISTANT

Initial analysis : The user provides two images of an aircraft cockpit, noting it is a simulator. The question asks for the organization and location of the facility. Visible clues include a "CNBC" logo, "CF-DK" registration, "A/C 4241" label, and a weather display showing "DYMON" and "CELBI".

Initial plan : I will start by performing an image search on the first image to see if it matches any known simulator facilities or specific aircraft registrations.

image_search : {"regions": [{"img_idx": 0, "bbox_2d": [0, 0, 1000, 1000]}]}

TRAJECTORY (ROUNDS)

R1 TOOL RESPONSE — REGION 1 (IMG_0, BBOX=[0, 0, 1000, 1000])

REGION 1

1 What Is the Naviga facebook.com/...
 2 Enhancing Terrain Av skylibrary.aerw...
 3 How EGPWS Genera linkedin.com/...

R1 ASSISTANT **TOOL CALL**

Visual evidence : The image search results for the first image are mostly about Navigation Displays (ND) and Enhanced Ground Proximity Warning Systems (EGPWS), which are generic aviation topics and not specific to a simulator facility.

Plan : I will try an image search on the second image, which shows a wide...

image_search : {"regions": [{"img_idx": 1, "bbox_2d": [0, 0, 1000, 1000]}]}

R2 TOOL RESPONSE — REGION 1 (IMG_1, BBOX=[0, 0, 1000, 1000])

REGION 1

1 United Airlines pilot t cnbc.com/...
 2 Engine Fire and Emer facebook.com/...
 3 DUAL HYDRAULIC youtube.com/...

R2 ASSISTANT **TOOL CALL**

Visual evidence : The image search for the second image returned several results related to airline pilot training simulators, with the first result being a CNBC video titled "United Airlines pilot training behind the scenes". This matches the CNBC logo seen in the images.

Plan : I will visit the CNBC video...

visit : {"url": ["www.cnbc.com/video/2018/11/21/united-airli..."], "goal": "Identify the organization and location of the simulator facility shown in the video."}

R3 TOOL RESPONSE — VISIT

cnbc.com/video/2018/11/21/unli... goal: Identify the organization and location of the si...
 The webpage is a CNBC video report titled "What it's like to train to become a commercial pilot — inside United Airlines' simulation hub." The video provides a behind-the-scenes...

R3 ASSISTANT **TOOL CALL**

Evidence summary : The CNBC video page confirms it is a behind-the-scenes look at the United Airlines Flight Training Center in Denver, which is one of the largest airline training hubs in the world.

Plan : To be thorough, I will perform a text search using the specific details found (United A...

text_search : {"query": ["United Airlines Flight Training Center Denver simulator", "United Airlines simulator facility location", "A/C 4241 United Airlines simulator", "CF-DK United Airlines aircraft"]}

R4 TOOL RESPONSE — SEARCH EVIDENCE

Search for 'United Airlines Flight Training Center Denver simulator' returned 5 results:

#1 United Airlines mortenson.com/... The completed project includes
 #2 United Expand: pnewswire.com/... Date published: Feb 22, 2024
 #3 Inside United's youtube.com/... Date published: Feb 22, 2024
 #4 Your exclusive e exclusives.mileag... This ultimate aviation

Search for 'United Airlines simulator facility location' returned 5 results:

#1 United Airlines mortenson.com/... The Denver Flight Training
 #2 United Airlines hensephelps.com/... This design-build project
 #3 United Expand: pnewswire.com/... Date published: Feb 22, 2024
 #4 United Airlines hokapowell.com/... In all, the Denver campus

Search for 'A/C 4241 United Airlines simulator' returned 1 results:

#1 UA4241 (UAL4241) United Flight Tracking and History - FlightAware flightaware.com/...
 Flight status, tracking, and historical data for United 4241 (UA4241/UAL4241) including scheduled, estimated, and actual departure and arrival times.

R4 ASSISTANT **TOOL CALL**

Text evidence : The search results confirm that the United Airlines Flight Training Center is located in Denver, CO, near Denver International Airport, and is the world's largest flight training center with numerous full-flight simulators.

Plan : I will visit the Mortenson project page and the PR Newswire article to gather more detailed informatio...

visit : {"url": ["www.mortenson.com/projects/ual-flight-trai...", "www.pnewswire.com/news-releases/united-ex-..."], "goal": "Confirm the organization and location of the United Airlines flight training center simulator facility."}

R5 TOOL RESPONSE — VISIT

mortenson.com/projects/ual-flight... goal: Confirm the organization and location of the Uni...
 The webpage is a project profile from the construction company Mortenson, detailing the United Airlines Flight Training Center. The facility is located in Denver, CO, on a 23-ac...

pnewswire.com/news-releases/united... goal: Confirm the organization and location of the Uni...
 United Airlines has expanded its world's largest flight training center by opening a new 150,000-square-foot building in Denver, Colorado. The facility, located in the Central P...

R5 ASSISTANT **FINAL ANSWER**

Evidence summary : The visited pages confirm that the United Airlines Flight Training Center (...267 chars...) to answer the question with the organization and location of the facility.

Answer : Based on the visual clues (CNBC logo, "CF-DK" registration, "A/C 4241" label) and search results, the image (...295 chars...) ll-flight simulators used for training and recurrent training of United Airlines pilots.

GT : United Airlines, Denver

Figure 16: **Multi-frame case with frame selection.** The first cockpit frame gives generic simulator evidence, while the second frame retrieves a United Airlines training video; the agent then verifies that the facility is the United Airlines Flight Training Center in Denver.

QUESTION
 image_id: 1
 Question: 图1中发生在大萧条时代的著名历史事件, 和图2中的事件相隔多少年?

INPUT IMAGE

ASSISTANT

Initial analysis : The user provides two images and asks for the number of years between a famous historical event from the Great Depression era shown in Figure 1 and the event in Figure 2. However, the user's description of which image corresponds to which event might be swapped, as the second image looks like a well-known historical photograph.

Initial plan : I will first use image search on both images to identify the events they depict and determine their actual time periods.

image_search : {"regions": [{"img_idx": 0, "bbox_2d": [0, 0, 1000, 1000]}, {"img_idx": 1, "bbox_2d": [0, 0, 1000, 1000]}]}

TRAJECTORY (ROUNDS)

R1 TOOL RESPONSE — 2 REGIONS

REGION 1 Remembering the 1932 Ford Hunger March theconversation.com/...	 MotorCities - Fort Str motorcities.org/...	 March On Historical! hnhb.org/...
REGION 2 Ford Strikers Riot - A picryl.com/...	 Built In Detroit - Bob bobmorrisstore.com/...	 Upcoming Detroit Ne detroitnews.com/...

R1 ASSISTANT

Visual evidence : The image search results for Region 1 (Figure 1) mention the "1932 Ford Hunger March" and "Fort Street Bridge Interpretive Park". The results for Region 2 (Figure 2) mention the "Ford Strikers Riot" and a black and white photo of men fighting, which matches the visual content of the second image.

Plan : I will visit the most rele...

visit : {"url": ["theconversation.com/remembering-the-1932-f...", "www.motorcities.org/fortstreet", "picryl.com/media/ford-strikers-riot-a4a7fb..."], "goal": "Find the dates of the 1932 Ford Hunger March and the Ford Strikers Riot, and confirm which event is from the Great Depression era."}

R2 TOOL RESPONSE — VISIT

theconversation.com/remembering-the-1932-ford-hunger-march goal: Find the dates of the 1932 Ford Hunger March and...
 The webpage discusses the Fort Street Bridge Park in Detroit, which honors the 1932 Ford Hunger March and the region's environmental history. The 1932 Ford Hunger March took pla...

motorcities.org/fortstreet goal: Find the dates of the 1932 Ford Hunger March and...
 The webpage announces the dedication and opening of the Fort Street Bridge Interpretive Park on October 22, 2020, located at the foot of the Fort Street Bridge in southwest Detr...

picryl.com/media/ford-strikers-riot-a4a7fb... goal: Find the dates of the 1932 Ford Hunger March and...
 The webpage is a security verification page from picryl.com that returned a 403 Forbidden error, indicating the user is blocked or requires a CAPTCHA. The page is displaying a s...

R2 ASSISTANT

Evidence summary : The visited pages confirm that the 1932 Ford Hunger March took place on March 7, 1932, during the Great Depression. The Fort Street Bridge Interpretive Park (Figure 1) commemorates this event. The third URL for Figure 2 was blocked, but the previous search results indicated it is the "For...".

text_search : {"query": ["Ford Strikers Riot date", "Ford Strike Riot 1937", "Ford Strikers Riot 1930s"]}

R3 TOOL RESPONSE — SEARCH EVIDENCE

Search for 'Ford Strikers Riot date' returned 5 results:

#1 Ford Strikers R rehighbrow.com/ Date published: Mar 29, 2015	#2 On April 11, 19... facebook.com/... Date published: Apr 11, 2025 On	#3 Strikers Booing thehenryford.org/	#4 File:Ford Strik commons.wikime Date, Taken on 3 April 1941.
--	---	--	---

Search for 'Ford Strike Riot 1937' returned 5 results:

#1 Battle of the Ov en.wikipedia.org/ The Battle of the Overpass was an	#2 How the Ford A smithsonianmag.c Date published: Apr 30, 2013	#3 Ford Men Beat encyclopedia.com Ford workers beat union	#4 May 26, 1937: I zinnedproject.org/ On May 26, 1937, the Battle
--	--	--	--

Search for 'Ford Strikers Riot 1930s' returned 5 results:

#1 Ford Strikers R en.wikipedia.org/ Ford Strikers Riot is a 1941	#2 If you sing, you facebook.com/... Date published: Jan 2, 2026 On	#3 On March 7, 19 facebook.com/... Date published: Mar 7, 2022	#4 Auto Workers S socialwelfare.libra Date published: Mar 14, 2018
--	--	---	---

R3 ASSISTANT

Text evidence : The search results indicate that the "Ford Strikers Riot" is a 1941 photograph showing a strikebreaker being beaten, and there is also a "Battle of the Overpass" in 1937. The 1941 date seems to align with the "Ford Strikers Riot" title.

Plan : I will visit the Wikipedia page for "Ford Strikers Riot" and the "Battle of the Overpass"...

visit : {"url": ["en.wikipedia.org/wiki/Ford_Strikers_Riot", "en.wikipedia.org/wiki/Battle_of_the_Overpa..."], "goal": "Find the date of the Ford Strikers Riot and confirm if it is the event in Figure 2."}

R4 TOOL RESPONSE — VISIT

en.wikipedia.org/wiki/Ford_Strikers_Riot goal: Find the date of the Ford Strikers Riot and conf...
 The webpage details the "Ford Strikers Riot," a 1941 photograph taken by Milton Brooks on April 3, 1941, at the Ford Motor Company's Rouge Plant in Dearborn, Michigan. The image...

en.wikipedia.org/wiki/Battle_of_the_Overpass goal: Find the date of the Ford Strikers Riot and conf...
 The webpage details the **Battle of the Overpass**, a violent confrontation on **May 26, 1937**, between the Ford Motor Company's security forces and United Auto Workers (UAW) o...

R4 ASSISTANT

Evidence summary : The Wikipedia page for "Ford Strikers Riot" confirms it is a 1941 photog (...341 chars...) 41). I will calculate the difference in years and provide the final answer.

Answer : 根据图像分析和搜索结果, 图1中的“大萧条时代”著名历史事件是 1932年福特饥饿游行 (Ford Hunger March), 发生在 1932年3月7日。图2中的事件是 1941年福特罢工工者骚乱 (Ford Strikers Riot) 的著名照片, 发生在 1941年4月3日。

两者相隔的年数为:
 1941年 - 1932年 = 9年

\boxed{9年}

GT : 9

Figure 17: Multi-frame case with cross-image comparison. The agent links the first frame to the 1932 Ford Hunger March and the second frame to the 1941 Ford Strikers Riot, verifies both dates through webpage evidence, and computes the correct nine-year interval.

SAMPLE livevqa_research_preview_01369 ROUNDS 5 TOOLS 4 REWARD 1.500 TERM. answer

QUESTION

image_id: 1

Question: Based on the provided image, who is the new manager that recalled this player to the squad?

INPUT IMAGE



ASSISTANT

Initial analysis : The user provides an image of two football players, one in a yellow goalkeeper jersey and the other in an England national team jersey. The question asks for the new manager who recalled "this player" to the squad, but it is unclear which player is being referred to.

Initial plan : I will use image search on the whole image to identify the players and the context of the match, which will help me determine who was recalled to the squad.

image_search : {"regions": [{"img_idx": 0, "bbox_2d": [0, 0, 1000, 1000]]}

TRAJECTORY (ROUNDS)

R1 TOOL RESPONSE — REGION 1 (IMG_0, BBOX=[0, 0, 1000, 1000])

REGION 1 	1 Nike England White N ebay.com/...	2 Nike England Nations ebay.com/...	3 Nike England 2022/23 stockx.com/...
---------------------	--	--	--

TOOL CALL

R1 ASSISTANT

Visual evidence : The image search results show thumbnails of the England 2022/23 home jersey, confirming the context is the England national team around that period.

I need to identify the specific players in the image to know who was recalled. I will refine the image search to focus on the two players, pe...

image_search : {"regions": [{"img_idx": 0, "bbox_2d": [90, 20, 490, 990]}, {"img_idx": 0, "bbox_2d": [500, 30, 850, 990]}]}

R2 TOOL RESPONSE — 2 REGIONS

REGION 1 	1 Jordan Pickford Stick iceposter.com/...	2 England ,PICKFORD ifortarget.com/...	3 Jordan Pickford Engl. ebay.com/...
REGION 2 	1 Nike England White N ebay.com/...	2 NEW Nike England 21 ebay.com/...	3 Nike England 2022/23 stockx.com/...

TOOL CALL

R2 ASSISTANT

Visual evidence : The search results for the first region (the goalkeeper) strongly point to Jordan Pickford, an England national team goalkeeper. The second region results are just more jerseys.

Now that I know the goalkeeper is Jordan Pickford, I need to find out who the "new manager" is that recalled him to the squad. I will run a text search...

text_search : {"query": ["new England manager recalled Jordan Pickford to squad", "England manager new manager Pickford recalled 2023 2024", "who recalled Jordan Pickford to England squad new manager"]}

R3 TOOL RESPONSE — SEARCH EVIDENCE

Search for 'new England manager recalled Jordan Pickford to squad' returned 5 results:

#1 England squad facebook.com/... Date published: May 21, 2026	#2 Jordan Pickford bbc.com/... Date published: Mar 19, 2025	#3 Jordan Pickford thefa.com/... Date published: Oct 9, 2016	#4 James Maddiso instagram.com/... Date published: 6 days ago
---	--	---	--

Search for 'England manager new manager Pickford recalled 2023 2024' returned 5 results:

#1 Jordan Pickford bbc.com/... Date published: Mar 19, 2025	#2 Henderson Eng businessphama.com Date published: Mar 19, 2025	#3 Jordan Pickford metro.co.uk/... Date published: Mar 19, 2025	#4 Pickford: Recal english.stadiumas Date published: Mar 19, 2025
--	--	--	--

Search for 'who recalled Jordan Pickford to England squad new manager' returned 5 results:

#1 Dean Henderson facebook.com/... Date published: Nov 16, 2025	#2 Pickford: Recal heinsports.com/... Date published: Mar 19, 2025	#3 Jordan Pickford bbc.com/... Date published: Mar 19, 2025	#4 England squad: espn.com/... Date published: May 23, 2025
--	---	--	--

TOOL CALL

R3 ASSISTANT

Text evidence : The search results indicate that Thomas Tuchel is the new England manager who recently recalled players like Jordan Henderson and Ivan Toney to the squad.

To confirm the exact details of Jordan Pickford's recall (or lack thereof) under Thomas Tuchel, I will visit the BBC and Metro articles.

visit : {"url": ["www.bbc.com/sport/football/articles/cp8lp0...", "metro.co.uk/2025/03/19/jordan-pickford-spe..."], "goal": "Find information about which player was recalled to the England squad by the new manager Thomas Tuchel, and confirm if Jordan Pickford was recalled or dropped."}

R4 TOOL RESPONSE — VISIT

[bbc.com/sport/football/arti...](#) goal: Find information about which player was recalled...

The webpage reports that Ajax midfielder Jordan Henderson was recalled to the England squad by new manager Thomas Tuchel for the World Cup qualifiers. Tuchel stated Henderson "e..."

[metro.co.uk/2025/03/19/jordan-pi...](#) goal: Find information about which player was recalled...

The webpage discusses Thomas Tuchel's decision to recall Jordan Henderson to the England squad, a move that Jordan Pickford fully supports. Pickford, a long-time teammate of Hen...

TOOL CALL

R4 ASSISTANT

FINAL ANSWER

Evidence summary : The visited articles confirm that new manager Thomas Tuchel recalled Aja (...277 chars...) r away. This provides all the necessary information to answer the question.

Answer : Based on the image, the players are England goalkeeper Jordan Pickford (left, in the yellow jersey) and Jor (...183 chars...) to the England squad for the 2026 World Cup qualifiers, a move that Pickford supported.

GT : Thomas Tuchel

Figure 18: **Multi-region case.** After a broad whole-image reverse search, the agent searches localized player regions, uses the goalkeeper match to anchor the England-squad context, and verifies from webpages that Thomas Tuchel recalled Jordan Henderson.

identifies Dan Reeder, and the agent retrieves track-list evidence for *Smithereens* and *little bitty songs*. However, it selects “Gin Tonic” as the overlapping song, while the gold answer is “Fun Campfire Song”. This is a fine-grained evidence extraction failure after the visual grounding step has already succeeded.

QUESTION
 image_id: 1
 Question: Who was inducted into a prestigious songwriting organization in a famous city?



ASSISTANT
Initial analysis : The user provides an image of a guitar, a notebook, and a pencil, which strongly suggests a theme of songwriting. The question asks who was inducted into a prestigious songwriting organization in a famous city.
Initial plan : I will start by performing an image search to see if this specific image is associated with a known news event or announcement regarding a songwriting induction.
image_search : {"regions": [{"img_idx": 0, "bbox_2d": [0, 0, 1000, 1000]}]}

TRAJECTORY (ROUNDS)

R1 TOOL RESPONSE — REGION 1 (IMG_0, BBOX=[0, 0, 1000, 1000])

REGION 1	1  Songwriting Classes D diabble.co/...	2  Updates to palliative c ascjournals.onlinelibrary	3  How to Write a Song: guitarrec.com/...
-----------------	--	---	--

R1 ASSISTANT TOOL CALL
Visual evidence : The image search results return generic stock photos and songwriting guides, none of which seem to point to a specific induction event.
Plan : Since the image is likely just thematic, I will pivot to a text search using the keywords from the question to find recent inductions into prestigio...
text_search : {"query": ["prestigious songwriting organization induction famous city", "who was inducted into songwriters hall of fame recent", "ASCAP songwriter induction ceremony location"]}

R2 TOOL RESPONSE — SEARCH EVIDENCE

Search for 'prestigious songwriting organization induction famous city' returned 5 results:

#1 Songwriters Ha sonhall.org/... Date published: Jan 21, 2026 The	#2 Songwriters Ha en.wikipedia.org/... The Songwriters Hall of Fame	#3 Songwriters Ha facebook.com/... The 18th annual Award and	#4 Nashville Songy nashvillesongwrit The Nashville Songwriters Hall
---	--	---	--

Search for 'who was inducted into songwriters hall of fame recent' returned 5 results:

#1 Inductees Song sonhall.org/... 2019 · Dallas Austin · Dallas	#2 Taylor Swift inc bbc.com/... Date published: Jan 21, 2026	#3 At 36, Taylor Sv facebook.com/... Date published: Jan 21, 2026	#4 Songwriters Ha sonhall.org/... Date published: Jan 21, 2026
--	---	--	---

Search for 'ASCAP songwriter induction ceremony location' returned 5 results:

#1 The Songwriter ascap.com/... ... induction ceremony and	#2 ASCAP's 2026 : ascap.com/... Date published: Jan 21, 2026 The	#3 Congratulation instagram.com/... Date published: Jan 21, 2026 The	#4 Press Room - A ascap.com/... The premier event for
---	---	---	--

R2 ASSISTANT TOOL CALL
Text evidence : The search results highlight the Songwriters Hall of Fame 2026 Inductees, with multiple snippets mentioning Taylor Swift being inducted as the youngest female artist, and the ceremony taking place in New York City.
Plan : I will visit the official Songwriters Hall of Fame page and the BBC article to confirm the details of Taylor Sw...
visit : {"url": ["www.songhall.org/news/songwriters-hall-of-...", "www.bbc.com/news/articles/c0mkp3yk933o"], "goal": "Find the list of 2026 inductees into the Songwriters Hall of Fame and confirm the city where the induction ceremony took place."}

R3 TOOL RESPONSE — VISIT

sonhall.org/news/songwriters-hal... goal: Find the list of 2026 inductees into the Songwri...
 The webpage announces the 2026 inductees into the Songwriters Hall of Fame, which includes Walter Afanasieff; Terry Britten and Graham Lyle; Gene Simmons and Paul Stanley of KIS...

bbc.com/news/articles/c0mkp3... goal: Find the list of 2026 inductees into the Songwri...
 Taylor Swift has been inducted into the Songwriters Hall of Fame, becoming the youngest female artist to receive this honor. The 2026 inductees include Taylor Swift, Alanis Mori...

R3 ASSISTANT FINAL ANSWER
Evidence summary : The visited pages confirm that Taylor Swift was inducted into the Songwr (<...167 chars...> ry information to answer the question. I will now provide the final answer.
Answer : Based on the search results, **Taylor Swift** was inducted into the **Songwriters Hall of Fame** (a prestig (<...49 chars...>) ** (a famous city) in 2026. She became the youngest female artist to receive this honor.
GT : Ben Peters

Figure 19: Failure case with wrong entity selection. A generic songwriting image leads the agent to search for a plausible Songwriters Hall of Fame induction and answer Taylor Swift, although the benchmark target is Ben Peters.

SAMPLE browsecomp_v1_00163 ROUNDS 6 TOOLS 5 REWARD 0.500 TERM. answer

QUESTION

image_id: 1

Question: Which song from this person's album 'Smithereens' shares the same name with a song from his previous album 'little bitty songs'?


ASSISTANT

Initial analysis : The user provides an image of a sticker featuring a drawing of a watering can and the text "DAN REEDER". The question asks about songs from his albums 'Smithereens' and 'little bitty songs', specifically which song is shared between them.

Initial plan : I will first use image search to confirm the artist and context, although the text "DAN REEDER" is clearly visible. Then I will perform text searches to find the tracklists for both albums and identify the common song.





image_search : {"regions": [{"img_idx": 0, "bbox_2d": [0, 0, 1000, 1000]}]}

INPUT IMAGE



TRAJECTORY (ROUNDS)

R1 TOOL RESPONSE — REGION 1 (IMG_0, BBOX=[0, 0, 1000, 1000])

			
---	---	---	---

R1 ASSISTANT

Visual evidence : The image search results confirm the artist is Dan Reeder, with results 1 and 2 linking to his music pages on Amazon and Merchbar. Results 3, 4, and 5 are unrelated.

Plan : I will visit the Amazon and Merchbar links to see if they provide information about his albums 'Smithereens' and 'little bitty songs'.

visit : [{"url": ["www.amazon.com/Dan-Reeder/dp/B0001N12U", "www.merchbar.com/country-americana/dan-ree..."], "goal": "Find information about Dan Reeder's albums 'Smithereens' and 'little bitty songs', specifically their tracklists to identify a shared song name."}]

R2 TOOL RESPONSE — VISIT

amazon.com/Dan-Reeder/dp/B0001N12U goal: Find information about Dan Reeder's albums 'Smithereens' and 'little bitty songs'.

The webpage is an Amazon product page for Dan Reeder's self-titled album (ASIN: B0001N12U), released in 2004. It provides purchasing options (new, used, digital), customer reviews, and tracklist information.

merchbar.com/country-americana/dan-reeder goal: Find information about Dan Reeder's albums 'Smithereens' and 'little bitty songs'.

The webpage is a product listing for Dan Reeder's debut album on vinyl, released by Oh Boy Records. It provides a detailed tracklist for this debut album, which includes songs like "Gin Tonic", "Fun Campfire Song", and "One of You".

R2 ASSISTANT

Evidence summary : The visited pages provide information about Dan Reeder's self-titled album and his debut album, but neither mentions the albums 'Smithereens' or 'little bitty songs'.

Plan : I will use text search to find the tracklists for 'Smithereens' and 'little bitty songs' to identify the shared song.

text_search : [{"query": ["Dan Reeder Smithereens album tracklist", "Dan Reeder little bitty songs album tracklist", "Dan Reeder Smithereens little bitty songs same name song"]}]

R3 TOOL RESPONSE — SEARCH EVIDENCE

Search for "Dan Reeder Smithereens album tracklist" returned 3 results:

<p>#1 Smithereens - Dan Reeder amazon.com/... Fuzzyfala-felosophy - Speed king universal lifestyle - You</p>	<p>#2 Smithereens - Album by Dan Reeder music.apple.com/... 1. Fuzzyfala-felosophy - 1:38 ; 2. Speed king universal</p>	<p>#3 Dan Reeder - Smithereens genius.com/... Date published: Oct 4, 2024 Smithereens Tracklist ;</p>
---	--	--

Search for "Dan Reeder little bitty songs album tracklist" returned 3 results:

<p>#1 little bitty songs - Dan Reeder danreeder.bandcamp.com/... little bitty songs by Dan Reeder, released 17 October</p>	<p>#2 little bitty songs - EP by Dan Reeder open.spotify.com/... 2026 songs, 7 min 29 sec. everything changed - Dan</p>	<p>#3 Dan Reeder Lyrics and Tracklist genius.com/... Dan Reeder Tracklist ; Three Chords - 1.1K ; No One Will</p>
---	--	--

Search for "Dan Reeder Smithereens little bitty songs same name song" returned 5 results:

<p>#1 little bitty songs danreeder.com/... "Everything Changed".</p>	<p>#2 Dan Reeder - M youtube.com/... Date published: Aug 10, 2017</p>	<p>#3 little bitty songs open.spotify.com/... Listen to little bitty songs on</p>	<p>#4 Dan Reeder - "I youtube.com/... Date published: Oct 4, 2024 Dan</p>
---	--	--	--

R3 ASSISTANT

Text evidence : The search results show tracklists for both albums. For 'Smithereens', tracks include "Fuzzyfala-felosophy", "Speed king universal lifestyle", "You don't have to ask", "Old socrates", "It was a party", and "Gin tonic". For 'little bitty songs', tracks include "Everything Changed", "Skiing Song", "Fun Campfire Song", "One of You", and "Gin Tonic".

visit : [{"url": ["danreeder.bandcamp.com/album/little-bitty-...", "genius.com/albums/Dan-reeder/Smithereens", "ohboy.com/products/smithereens-dan-reeder-..."], "goal": "Get the full tracklist for Dan Reeder's album 'Smithereens' and 'little bitty songs' to identify the song that appears on both albums."}]

R4 TOOL RESPONSE — VISIT

danreeder.bandcamp.com/album/little-bitty-songs goal: Get the full tracklist for Dan Reeder's album 'little bitty songs'.

The webpage is a Bandcamp album page for Dan Reeder's "little bitty songs," released on October 17, 2022. It provides the full tracklist for this album, which includes "Gin Tonic", "Fun Campfire Song", and "One of You".

genius.com/albums/Dan-reeder/Smithereens goal: Get the full tracklist for Dan Reeder's album 'Smithereens'.

The webpage is a Genius album page for Dan Reeder's "Smithereens," released on October 4, 2024. It provides the full tracklist for "Smithereens," which contains 27 songs.

ohboy.com/products/smithereens goal: Get the full tracklist for Dan Reeder's album 'Smithereens'.

The webpage is a product page from Oh Boy Records for Dan Reeder's CD album "Smithereens." It lists the full tracklist for "Smithereens," which contains 27 songs. The page also includes album art and release information.

R4 ASSISTANT

Evidence summary : The Bandcamp page confirms 'little bitty songs' includes "Gin Tonic". The Genius and Oh Boy Records pages confirm the tracklist for 'Smithereens' but the snippets didn't explicitly list all songs in the summary. However, the earlier search snippets already showed "Gin Tonic" in both lists.

Plan : To be absolutely certain, I will...

text_search : [{"query": ["Dan Reeder Smithereens Gin Tonic track", "Dan Reeder little bitty songs Gin tonic track", "Dan Reeder Smithereens album 27 songs tracklist", "Dan Reeder little bitty songs album 6 songs tracklist"]}]

R5 TOOL RESPONSE — SEARCH EVIDENCE

Search for "Dan Reeder Smithereens Gin Tonic track" returned 5 results:

<p>#1 Dan Reeder - "Gin Tonic" youtube.com/... Date published: Oct 3, 2024</p>	<p>#2 gin tonic - Dan Reeder soundcloud.com/... Date published: Mar 17, 2022</p>	<p>#3 Smithereens - Album by Dan Reeder music.apple.com/... I listen to Smithereens by</p>	<p>#4 Dan Reeder - Gin Tonic genius.com/... Have the inside scoop on this</p>
---	---	---	--

Search for "Dan Reeder little bitty songs Gin tonic track" returned 5 results:

<p>#1 Dan Reeder - "Gin Tonic" youtube.com/... Date published: Mar 18, 2022</p>	<p>#2 little bitty songs danreeder.com/... "Everything Changed".</p>	<p>#3 gin tonic - Dan Reeder soundcloud.com/... Date published: Mar 17, 2022</p>	<p>#4 little bitty songs open.spotify.com/... Listen to little bitty songs on</p>
--	---	---	--

Search for "Dan Reeder Smithereens album 27 songs tracklist" returned 5 results:

<p>#1 Dan Reeder - Smithereens genius.com/... Date published: Oct 4, 2024</p>	<p>#2 Smithereens - Dan Reeder danreeder.bandcamp.com/... 1. Fuzzyfala-felosophy</p>	<p>#3 Smithereens - Album by Dan Reeder open.spotify.com/... I've got the blues (even though</p>	<p>#4 Smithereens - Album by Dan Reeder shazam.com/... Tracklist for Smithereens by</p>
--	---	---	--

R5 ASSISTANT

Text evidence : The search results confirm that "Gin Tonic" is a track on both 'Smithereens' (...182 chars...) and 'little bitty songs' (...13 chars...) e that "Gin Tonic" is the shared song. I will now provide the final answer.

Answer : Based on the visual and text evidence, the artist is **Dan Reeder**.

His album **'Smithereens'** (2024) and his EP **'little bitty songs'** (2022) share the song **"Gin Tonic"**.

boxed (Gin Tonic)

GT : Fun Campfire Song

Figure 20: Failure case after correct visual grounding. Reverse image search identifies Dan Reeder, but the later track-list comparison selects "Gin Tonic" instead of the target shared song, "Fun Campfire Song".