

A Three-Phase Foundation Model for Tax-Aware Personalized Portfolio Management *

Ramin Pishehvar
rpichevar@gmail.com

Abstract

We present a three-phase deep reinforcement learning system for personalized portfolio management that addresses three limitations shared by all prior financial RL work: 1) *ticker lock-in* (models trained on a fixed asset universe cannot generalize), 2) *monolithic objectives* (a single Sharpe reward [16] cannot serve heterogeneous user goals), and 3) *static user models* (preferences are elicited once and never updated). Phase 1 pretrains a ticker-identity-free cross asset encoder via self-supervised learning on a multi-asset corpus, augmented by a frozen parallel branch using Chronos [2], a T5-based time series foundation model pretrained on over 100 billion data points, fused via a learned gating mechanism. To our knowledge, this is the first application of a time series foundation model to portfolio management RL. The encoder generalizes to any publicly traded asset via a 50-dimensional observable metadata vector (sector, fundamentals, analyst consensus, options signals, earnings calendar, insider sentiment, institutional ownership) that requires no retraining for new tickers. Phase 2 fine-tunes a MoE (Mixture of Experts) portfolio actor critic with PPO under an objective-conditioned reward that simultaneously serves six distinct investment goals sampled per episode: short-term alpha, short-term gain, long-term gain, capital preservation, tax-loss harvesting, and long-term-gains-only. A *Mixture-of-Experts* architecture assigns each objective to a specialized expert head (momentum, growth, defensive, tax-aware), and a learned intent router blends experts based on the active objective and current market regime, which eliminates cross-objective gradient conflict. Phase 3 adds a lightweight personalization layer further adapted at inference time to each individual via a 76-parameter LoRA

module fine-tuned on real brokerage transaction history, inferring investment objectives from revealed trading behavior rather than questionnaires. A natural language intent parser converts free-form goals such as “*buy a house in 3 years*” or “*college fund, kid is 10*” directly into structured investment objective parameters. The system is deployed as a FastAPI application with live brokerage integration, real-time price refresh, news and event cross-attention, and a trust-first interface that previews inferred preferences before applying any model adaptation.

1 Introduction

Personal portfolio management sits at the intersection of several hard problems: market prediction under non-stationarity, combinatorial action spaces over large ticker universes, heterogeneous user objectives (tax efficiency, risk tolerance, investment horizon), and the fundamental challenge of eliciting genuine preferences from users who do not think in terms of annualized Sharpe ratios [16].

1.1 The Market Gap

Existing tools fall into two categories, neither of which serves the individual investor well.

- Professional and high-frequency systems: Institutional quantitative trading platforms are engineered for professional analysts with programming expertise, access to expensive real-time data feeds, and portfolios measured in the hundreds of millions. These systems provide sophisticated factor models, alternative data integration, and execution infrastructure, but require significant capital, technical overhead, and proprietary data subscriptions that

*Patent Pending. U.S. Provisional Patent Application No. 64/101,198, filed June 29, 2026.

place them out of reach for retail investors. They optimize for alpha generation and execution latency, sometimes at millisecond timescales, and assume a clean separation between the analyst who constructs a strategy and the execution system that trades it. After-tax consequences, individual holding periods, and personal financial goals are orthogonal to their design objectives. High-frequency trading systems operate at an even further extreme: pure latency arbitrage with no notion of a user objective whatsoever.

- Retail tools: optimize in the opposite direction: extreme simplicity at the cost of signal quality. Some products offer target-date rebalancing and basic tax-loss harvesting, but the underlying “AI” is a deterministic rules engine, not a learned policy. There is no market signal: the system does not know whether a specific ticker is up 200% on earnings momentum or whether rising credit spreads suggest reducing equity exposure. Some other products provide execution with no guidance; the analytical burden falls entirely on the user.

The gap is a system that combines genuine learned market signal with the tax awareness and personalization that matter to an individual investor, without requiring institutional data subscriptions, a quantitative background, or a bespoke technology stack. Table 1 summarizes this positioning.

Table 1: Positioning relative to existing tools.

Dimension	Institutional	Retail	Ours
Learned market signal	✓	×	✓
Tax-lot awareness	partial	basic	✓
User goal personalisation	×	rule-based	✓
NL goal input	×	×	✓
Live broker integration	✓	✓	✓
Required expertise	High	None	None
Data cost	\$\$\$	Free	Free
Latency target	ms	daily	daily

1.2 Prior Work

Financial RL has largely addressed sub-problems in isolation. [8] and [12] introduced end-to-end portfolio policies but with fixed ticker universes and no personalization. [21] incorporated transaction costs, while [13] pro-

vided a multi-environment benchmark. Tax-aware trading has been studied in the operations research literature [5] but rarely integrated with learned policies. Robo-advisors [6] address personalization via questionnaires but lack market signal.

1.3 Novelty Positioning

The fundamental limitation shared by all prior financial RL systems is *ticker lock-in*: the model is trained on a fixed universe of N assets and cannot be applied to any other set without retraining. This is a critical practical barrier: a user’s portfolio changes over time, new assets become relevant, and institutional methods that work on S&P 500 constituents are useless for portfolios of 5–20 individual positions with their own tax lots and behavioral histories. Our primary contribution is the elimination of ticker identity from the architecture entirely, replacing learned ticker embeddings with a *50-dimensional observable metadata vector* computable for any publicly traded asset without retraining.

A second gap is the treatment of the user as a static entity. Existing systems, both institutional optimizers and retail robo-advisors, elicit preferences once via questionnaire and never update. We instead infer objectives dynamically from *revealed trading behavior* extracted from real brokerage transaction history, adapting via a 76-parameter LoRA module that can be updated in seconds on CPU.

A third gap is the monolithic objective: virtually all prior RL policies optimize a single fixed reward (typically Sharpe ratio). We introduce an *objective-conditioned reward* under which a single policy simultaneously serves six distinct investment goals sampled per episode, without requiring a separate trained model per objective.

Finally, we integrate Chronos [2], a time series foundation model pretrained on over 100 billion time series data points, as a frozen parallel encoder branch. This adds universal temporal pattern recognition to a domain-specific SSL encoder. To our knowledge, this is the first application of a time series foundation model to portfolio management RL.

We combine all four contributions (i.e., ticker-identity-free generalization, revealed-preference personalization, objective-conditioned training, and foundation model augmentation) into a single end-to-end system deployed with live brokerage integration.

Our contributions are:

- A **ticker-identity-free** architecture with a 50-dimensional observable metadata vector (sector, fundamentals, analyst consensus, options signals, earnings calendar, insider sentiment, institutional ownership) enabling zero-shot generalization to any publicly traded asset without retraining. This is the primary architectural novelty; to our knowledge no prior financial RL system achieves ticker-universe independence.
- An **objective-conditioned reward** that shapes gradients differently per episode, training a single policy to serve six investment objectives (short-term alpha, short-term gain, long-term gain, capital preservation, tax-loss harvesting, LT-gains-only) sampled randomly per episode.
- A **Chronos foundation model branch**: a frozen parallel encoder pretrained on 100B+ time series data points, fused via a learned gate, providing universal temporal representations that complement domain-specific SSL pretraining. First application of a time series foundation model to portfolio management RL.
- A **revealed-preference personalization** system that infers investment objectives from real transaction history and adapts via a 76-parameter LoRA module with a trust-first preview-before-apply UX, with no raw transaction data stored.
- A **learnable cash token** that forces explicit cash allocation decisions. Cash competes with equities in the allocation softmax rather than accumulating passively through inaction, eliminating a common HOLD-trap failure mode.
- An **allocation-driven execution model** that decouples portfolio weight targets from per-ticker actions. Rebalancing fires whenever allocation weights diverge beyond a threshold δ_{reb} , preventing the action head from blocking trades via all-HOLD outputs.
- A **six-stage MoE expert curriculum** (four specialist experts, intent-conditional router with supervised routing loss, and expert grafting) that achieves +3.03% 14d EW alpha with clean diagonal routing (std > 0.37);
- A **Mixture-of-Experts portfolio policy** (§2.4) with four specialized expert heads (momentum, growth, defensive, tax-aware) and a learned intent router that blends experts based on active objective and

market regime, eliminating cross-objective gradient conflict that prevents a single head from serving all investment mandates simultaneously.

- A **shared-encoder MoE design** in which all experts share one cross asset encoder, jointly fine-tuned via PPO. This is more parameter efficient than per-expert encoders while it allows representation adaptation for all experts.
- An **inter-ticker contrastive loss** in Phase 1 that prevents representation collapse. Without this loss, all tickers converge to identical embeddings (cosine similarity 0.96), making differentiated allocation impossible; the contrastive loss reduces similarity to 0.24.
- A **sixth training objective** (ALPHA_VS_EW) that directly optimizes alpha versus an equal-weight benchmark, with a concentration bonus $5\sigma(\mathbf{w})$ that incentivizes non-uniform weights.
- A **cash-drag and redeployment reward** that explicitly incentivizes completing the sell→buy cycle within a single step, with turnover exemption for round-trip rebalances.
- A **natural language intent parser** mapping free-text goals (“buy a house in 3 years”, “college fund, kid is 10”) to structured investment objective parameters.

2 System Architecture

Figure 1 shows the three-phase pipeline and Figure 2 details the encoder architecture.

2.1 Phase 1: Self-Supervised Encoder Pretraining

The encoder is pretrained on a multi-asset corpus with three SSL objectives:

Next-bar Return Prediction. Given a window $\mathbf{x} \in \mathbb{R}^{T \times D}$ of T bars and D normalized features (returns, moving-average ratios, RSI, MACD, volume z-score, etc.), predict the next-bar return r_{t+1} via a Huber regression head [17]:

$$\mathcal{L}_{\text{ret}} = \text{Huber}_{\delta}(\hat{r}_{t+1}, \text{clip}(r_{t+1}, -0.1, 0.1)), \quad \delta = 0.05. \quad (1)$$

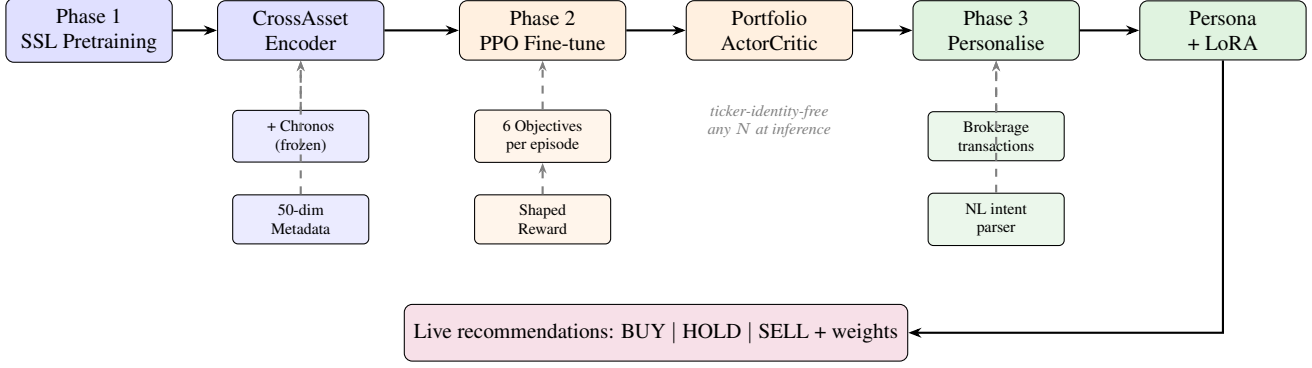


Figure 1: Three-phase pipeline. Solid arrows = training flow; dashed = conditioning inputs (Chronos, metadata, objectives, NL parser). Each phase is independently resumable from checkpoints.

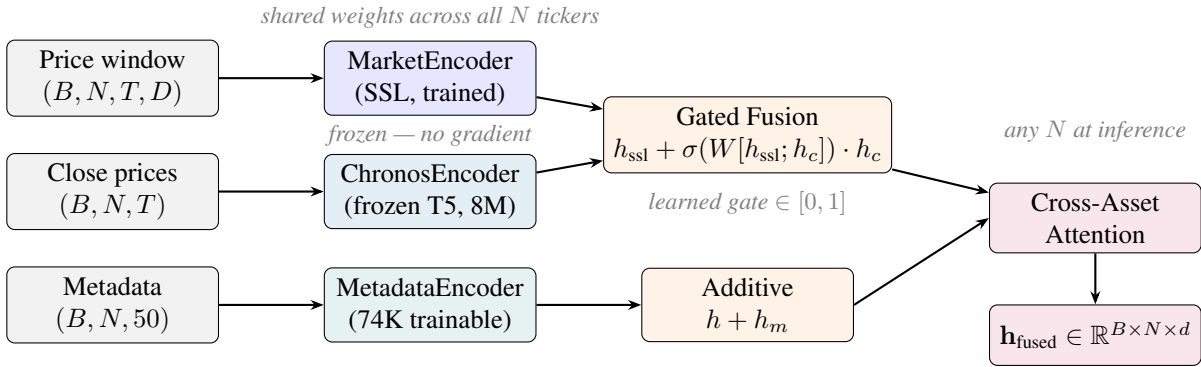


Figure 2: CrossAssetEncoder architecture. The SSL-trained *MarketEncoder* (price features) and frozen *ChronosEncoder* (universal temporal patterns) are combined via a learned gating mechanism. Ticker metadata (50-dim) is injected additively after gated fusion, before cross-asset attention compares tickers against each other. All three branches operate on any number of tickers N at inference without retraining.

Masked Feature Recovery. A random subset of feature channels is zeroed and the encoder must reconstruct the original values, encouraging complete use of the feature set:

$$\mathcal{L}_{\text{mask}} = \|\hat{\mathbf{x}}_{\text{masked}} - \mathbf{x}_{\text{original}}\|_2^2. \quad (2)$$

Market Regime Classification. Bars are labeled into four regimes (bull, bear, volatile, sideways) automatically via rolling statistics, and the encoder is trained to predict the current regime:

$$\mathcal{L}_{\text{reg}} = \text{CrossEntropy}(\hat{y}_{\text{regime}}, y_{\text{regime}}). \quad (3)$$

The combined loss is:

$$\mathcal{L}_{\text{P1}} = 0.3 \mathcal{L}_{\text{ret}} + 1.0 \mathcal{L}_{\text{mask}} + 0.5 \mathcal{L}_{\text{reg}} + 0.5 \mathcal{L}_{\text{contrast}}. \quad (4)$$

Inter-Ticker Contrastive Loss. A critical failure mode emerged during development: without an explicit differentiation objective, the cross asset encoder converged to a *mean representation*. All tickers produced nearly identical embeddings (mean cosine similarity 0.96), causing the allocation head to output uniform $1/N$ weights regardless of input. We diagnose this as *representation collapse* in the cross-asset attention: with identical SSL targets per ticker, the attention learns to average rather than contrast.

We address this with a contrastive loss applied to the per-ticker representations $\{\mathbf{h}_i\}$ before pooling:

$$\mathcal{L}_{\text{contrast}} = \frac{1}{BN(N-1)} \sum_{b=1}^B \sum_{i \neq j} \frac{\mathbf{h}_{b,i} \cdot \mathbf{h}_{b,j}}{\|\mathbf{h}_{b,i}\| \|\mathbf{h}_{b,j}\|}, \quad (5)$$

which minimizes the mean cosine similarity between all pairs of different tickers within each batch. After

60 epochs with $\lambda_{\text{contrast}} = 0.5$, mean inter-ticker cosine similarity dropped from 0.96 to **0.24**, enabling the allocation head to produce genuinely differentiated portfolio weights.

Path B: Cross Asset Encoder with Chronos Augmentation. For multi-asset pretraining, we use a three-stage encoder. Stage 1 applies a shared market encoder (transformer) to each ticker’s price feature window independently, producing per-ticker representations $\mathbf{h}_i^{\text{ssl}} \in \mathbb{R}^d$.

Stage 1.5 fuses two parallel branches and adds metadata context:

$$\tilde{\mathbf{h}}_i = \underbrace{\mathbf{h}_i^{\text{ssl}} + \sigma(W_g [\mathbf{h}_i^{\text{ssl}}, \mathbf{h}_i^{\text{chr}}]) \odot \mathbf{h}_i^{\text{chr}}}_{\text{gated Chronos fusion}} + \underbrace{\text{MetadataEnc}(\mathbf{m}_i)}_{\text{additive context}}, \quad (6)$$

where $\mathbf{h}_i^{\text{chr}} = \text{Proj}(\text{Chronos}(c_i))$ is the projected Chronos embedding of the raw closing price sequence c_i , W_g is a learned gate, and σ is sigmoid. The gate $\sigma(W_g[\cdot])$ learns per-position how much universal temporal signal from Chronos should augment the SSL representation.

Chronos freezing and caching strategy. We use Chronos-T5-Small (46M parameters, pretrained on 100B+ time series) as a frozen feature extractor throughout Phase 1. Only the linear projection head ($\mathbb{R}^{512} \rightarrow \mathbb{R}^d$, 74K parameters) and the gate ($W_g \in \mathbb{R}^{2d \times d}$, 8K parameters) are trained. This design keeps 99.97% of Chronos weights frozen, preventing catastrophic forgetting of universal temporal patterns while allowing the projection to adapt to financial data. Crucially, we do *not* apply LoRA or any parameter-efficient fine-tuning to Chronos. The backbone is used strictly as a fixed feature extractor, similar to using a frozen BERT for NLP downstream tasks. LoRA adaptation in our system is reserved for the intent router in Phase 3, where a 76-parameter adapter shifts routing weights to match individual user preferences (§2.5).

Since the Chronos forward pass is computationally expensive relative to the SSL encoder, we precompute all embeddings for the training corpus once before Phase 2 begins, storing $(t_i, \text{ticker}) \rightarrow \mathbf{h}_i^{\text{chr}}$ in an in-memory cache. This reduces the per-step Chronos overhead from $\mathcal{O}(N \cdot T)$ transformer calls to $\mathcal{O}(1)$ cache lookups during the frozen phase. When the encoder is unfrozen, the

cache is cleared and repopulated every 100 episodes to reflect updated projection weights.

Stage 2 applies cross-asset transformer attention over $\{\tilde{\mathbf{h}}_i\}$, allowing tickers to contextualise each other before the prediction heads.

2.2 Ticker-Identity-Free Design with Metadata

A central design choice is the complete elimination of fixed ticker identity embeddings. In prior work, an embedding table $\mathbf{E} \in \mathbb{R}^{N \times d}$ maps ticker indices to representations, tying the model to a fixed universe of size N .

We replace this with a **50-dimensional** observable metadata vector, computable for any ticker including those not seen during training:

$$\mathbf{m}_i = [\mathbf{s}_i^{\text{sector}}, \mathbf{c}_i^{\text{cap}}, \mathbf{f}_i^{\text{fund}}, \mathbf{a}_i^{\text{analyst}}, \mathbf{o}_i^{\text{options}}, \mathbf{e}_i^{\text{earn}}, \mathbf{t}_i^{\text{tech}}, \mathbf{k}_i^{\text{insider}}, \mathbf{n}_i^{\text{inst}}] \in \mathbb{R}^{50}, \quad (7)$$

where $\mathbf{s}_i \in \{0, 1\}^{12}$ is sector one-hot, $\mathbf{c}_i \in \{0, 1\}^6$ is market-cap bucket, $\mathbf{f}_i \in \mathbb{R}^{10}$ covers fundamentals (P/E, P/B, ROE, profit margin, revenue growth, EPS growth, short interest, dividend yield, debt/equity, payout ratio), $\mathbf{a}_i \in \mathbb{R}^3$ captures analyst consensus (rating normalised to $[-1, +1]$, log coverage, mean price target upside), $\mathbf{o}_i \in \mathbb{R}^4$ covers options signals (IV/hist_vol, IV skew, put/call ratio, unusual activity flag), $\mathbf{e}_i \in \mathbb{R}^3$ encodes earnings calendar (days to next earnings, 8-quarter beat rate, post-earnings drift), $\mathbf{t}_i \in \mathbb{R}^4$ covers technical regime (distance from 52-week high/low, volume trend, relative strength vs. sector ETF), $\mathbf{k}_i \in \mathbb{R}^2$ captures insider activity (net buy/sell over 6 months, insider momentum), and $\mathbf{n}_i \in \mathbb{R}^2$ covers institutional ownership (ownership percentage, quarter-over-quarter change).

The model learns structured priors: “*high-beta mega-cap tech with strong momentum deserves overweight in bull regimes*”, without memorizing ticker names. New tickers at inference require only metadata computation, not retraining.

2.3 Phase 2: Objective-Conditioned Portfolio RL

Phase 2 fine-tunes a portfolio actor critic with PPO [15]. At each step, the policy jointly outputs:

- **Allocation weights** $\mathbf{w} \in \Delta^{N+1}$ (softmax over N equities *plus a learnable cash token*) via allocation head
- **Per-ticker actions** $\mathbf{a} \in \{0, 1, 2\}^N$ (HOLD/BUY/SELL) via per ticker action head

Explicit cash allocation via a learnable cash token.

A persistent failure mode in early experiments was the policy drifting into implicit cash-holding: because HOLD never incurs transaction costs and benefits from market drift, the policy discovered that outputting zero allocation weights for all tickers while routing all reward through market returns was a local optimum. We address this by adding a *learnable cash token* $\mathbf{c} \in \mathbb{R}^d$ (i.e., a trainable parameter that competes with equity representations in the allocation softmax):

$$\mathbf{w}_{\text{full}} = \text{softmax}(\text{AllocHead}([\mathbf{c}; \mathbf{h}_1, \dots, \mathbf{h}_N])) \in \mathbb{R}^{N+1}. \quad (8)$$

The first element $w_0 = w_{\text{cash}}$ is the explicit cash allocation. Equity weights are renormalised to sum to $1 - w_{\text{cash}}$:

$$w_i^{\text{eq}} = \frac{w_{i+1}}{\sum_{j=1}^N w_{j+1}} \cdot (1 - w_{\text{cash}}), \quad i = 1, \dots, N. \quad (9)$$

This forces the policy to make an active decision about cash allocation at every step, rather than allowing passive cash accumulation through inaction.

Allocation-driven execution. The per-ticker action head (HOLD/BUY/SELL) was originally intended as an additional confidence signal, but in practice caused zero-turnover collapse: the action head learned to output HOLD for all tickers unconditionally, overriding allocation signals. We therefore decouple the two heads: the environment executes a rebalance whenever $|w_i^{\text{eq}} - w_i^{\text{curr}}| > \delta_{\text{reb}}$, regardless of the action head output. The action head now acts as a *modifier* rather than a gate: SELL forces a full exit; BUY allows larger-than-threshold buys; HOLD permits partial rebalancing. We expose the rebalancing threshold δ_{reb} as a hyperparameter (default 0.01) to control trading frequency.

Execution follows a sell-first ordering to free cash before buys.

Objective-conditioned reward. At each episode, an objective o is sampled uniformly from six types. The reward function R_o is then shaped accordingly:

$$R_o = \underbrace{S_o}_{\text{obj.}} - \underbrace{\lambda_c H_{\text{eq}}}_{\text{conc.}} - \underbrace{\lambda_t \tilde{\tau}}_{\text{turnover}} - \underbrace{\gamma_d \max(0, c_r - 0.05)}_{\text{cash drag}} - \underbrace{\gamma_s \cdot \mathbf{1}[\tau = 0, t > 10]}_{\text{stale}} + \underbrace{\delta_r \cdot \rho}_{\text{redeploy}}, \quad (10)$$

where H_{eq} is the equity Herfindahl index [10], $\tilde{\tau}$ is turnover net of redeployed round-trips (defined below), $c_r = C/PV$ is the cash ratio, $\gamma_d = 0.3$ penalises excess cash unconditionally (plus $0.2 \cdot c_r \cdot r_m$ when the market rises), $\gamma_s = 0.005$ is a small stale-portfolio penalty that fires when no trades have occurred for more than 10 steps, and $\rho \in [0, 1]$ is the fraction of sell proceeds redeployed in the same step.

The objective base S_o varies by type:

$$\begin{aligned} S_{\text{MAX_GAIN_1Y}} &= \hat{\sigma}_{\text{Sharpe}} \\ S_{\text{MAX_GAIN_30D}} &= 0.3\hat{\sigma} + 0.7 \cdot \text{clip}(50\bar{r}_{30}, -2, 2) \\ S_{\text{CAP_PRES}} &= 0.5\hat{\sigma} - 3\delta_t \\ S_{\text{INC_HARV}} &= \hat{\sigma} + \sum_i q_4(i) \cdot \mathbf{1}[g_i < 0, h_i < 365] \\ S_{\text{LT_ONLY}} &= \hat{\sigma} - 0.15 \sum_i \mathbf{1}[h_i < 365 \text{ at sell}] \\ S_{\text{ALPHA_VS_EW}} &= 50(r_{\text{port}} - r_{\text{EW}}) + 5\sigma(\mathbf{w}), \end{aligned} \quad (11)$$

where δ_t is current drawdown from peak, $q_4(i)$ is a Q4 multiplier (1.5 in Oct–Dec, 0.5 otherwise), g_i is unrealised gain, and h_i is holding days.

Redeployment-aware turnover. Selling and immediately buying constitutes one rebalance decision, not two trades. The net turnover excluding round-trips is:

$$\tilde{\tau} = \max\left(0, \tau - \frac{(\Delta c_{\text{sell}} + \min(\Delta b, \Delta c_{\text{sell}})) \cdot \rho}{\text{PV}}\right), \quad (12)$$

where Δc_{sell} is cash freed by sells, Δb is cash deployed by buys, and PV is portfolio value.

Equity-only concentration. Cash is not concentrated equity. The concentration penalty applies only to the renormalized equity weights:

$$H_{\text{eq}} = \sum_i w_i^2, \quad H_{\text{eq}}^* = \frac{1}{|\{i : w_i > 0.01\}|}, \quad (13)$$

2.4 Phase 2b: Mixture-of-Experts Portfolio Policy

A key empirical finding during Phase 2 development was that a single allocation head cannot simultaneously serve conflicting investment objectives. A momentum strategy (overweight recent winners, 14-day horizon) requires high beta, high concentration, and frequent rebalancing. A capital preservation strategy requires low beta, diversification, and minimal turnover. Training a single head with all six objectives produces gradient conflict: the policy converges to a compromise allocation that is suboptimal for all objectives.

We address this with a *Mixture-of-Experts* (MoE) architecture in which each expert specializes in a distinct investment mandate, and an intent router learns to blend experts based on the active objective and current market regime.

Expert allocation heads. We define four expert heads, each an independent allocation head with identical architecture but trained on a distinct objective subset (see Table 2)

Intent router. The intent router receives the mean-pooled encoder output $\bar{\mathbf{h}} \in \mathbb{R}^d$ (market state) and the one-hot intent vector $\mathbf{e}_o \in \{0, 1\}^6$ (active objective), and outputs mixture weights over experts:

$$\boldsymbol{\alpha} = \text{softmax}\left(\frac{f_{\theta}([\bar{\mathbf{h}}; \mathbf{e}_o])}{\tau}\right) \in \Delta^{E-1}, \quad (14)$$

where f_{θ} is a two-layer MLP and τ is a learnable temperature (initialised at 1.0).

The final allocation is the router-weighted mixture of expert outputs:

$$\mathbf{w}_{\text{full}} = \sum_{e=1}^E \alpha_e \cdot \text{Expert}_e([\mathbf{c}; \mathbf{h}_{1:N}], \mathbf{s}_{1:N}, \mathbf{g}), \quad (15)$$

where \mathbf{c} is the cash token, $\mathbf{s}_{1:N}$ is per-ticker state, and \mathbf{g} is global portfolio state.

Regime-conditional routing. A key property of the router is that it can override the explicit intent based on market regime. For example, when the market enters a high-volatility regime (detectable from the encoder’s regime classification head), the router may route

ALPHA_VS_EW intent partially through the defensive expert, reducing drawdown risk at the cost of some alpha. This regime-conditional behaviour is learned implicitly from the reward signal without explicit regime labels.

Shared encoder, specialised experts. All four experts share a single cross asset encoder, which is jointly fine-tuned with the MoE heads via PPO. This is more parameter-efficient than per-expert encoders and allows the encoder to adapt representations that are simultaneously useful for all experts. The total parameter count is modest: one encoder (approx. 2M params) plus four lightweight expert heads (approx. 200K params each) and the router (approx. 50K params).

Connection to Phase 3 personalization. The router architecture naturally integrates with Phase 3 LoRA adaptation: user-specific preferences (risk tolerance, tax bracket, time horizon) update only the router weights via LoRA, leaving expert heads frozen. A conservative user shifts router weight toward the defensive expert; an aggressive user shifts toward momentum. This separation of *what markets look like* (shared encoder, shared experts) from *how to weight strategies* (personalized router) is a key design principle.

2.5 Phase 3: Tax-Aware Personalization with LoRA Adaptation

Phase 3 adapts the trained MoE policy to individual users without retraining any expert weights. We describe the architecture here; full empirical evaluation on real brokerage data is left to future work (§8).

Architecture. A tax-aware personalization layer adapts only the intent router weights via a lightweight LoRA module [11]:

$$\hat{\boldsymbol{\ell}} = \boldsymbol{\ell}_{\text{base}} + \mathbf{p}_u \mathbf{A} \mathbf{B}, \quad (16)$$

where $\mathbf{p}_u \in \mathbb{R}^{16}$ is a user behaviour profile extracted from brokerage transaction history, and $\mathbf{A} \in \mathbb{R}^{16 \times r}$, $\mathbf{B} \in \mathbb{R}^{r \times 3}$ are low-rank adapter matrices with $r = 4$, initialised with $\mathbf{B} = \mathbf{0}$ so adaptation is an identity at deployment. Total adapter size: 76 parameters (≈ 1 KB). The shared encoder and all four expert heads remain frozen.

Table 2: MoE expert mapping. Each expert receives gradients only from its assigned objectives, eliminating cross-objective gradient conflict.

Expert	Name	Objectives	Horizon
0	Momentum	ALPHA_VS_EW, MAX_GAIN_30D	14–30 days
1	Growth	MAX_GAIN_1Y	1 year
2	Defensive	CAPITAL_PRESERVE	any
3	Tax-aware	INCOME_HARVEST, LT_GAIN_ONLY	1 year+

Revealed preference extraction. Transaction history is analysed to compute \mathbf{p}_u encoding median holding period, LT-sell fraction, loss-harvest score, disposition effect, and trade frequency. The inferred objective (e.g. `LT_GAIN_ONLY` for users who hold winners > 12 months) overrides the stated intent when confidence exceeds 70%.

Personalization effect. The adapter shifts intent router mixture weights toward the expert most consistent with a user’s revealed behaviour: frequent short-term traders increase α_0 (momentum expert); long-horizon holders increase α_3 (tax-aware expert). This separation (i.e., shared encoder and experts capture *what markets look like*; personalised router captures *how to weight strategies*) makes adaptation cheap, interpretable, and privacy-preserving (only the 76-parameter adapter is persisted per user).

Qualitative illustration. Table 3 shows after-tax recommendations for four canonical investor personas on AAPL at \$190.38 (15 Nov 2023), using the Phase 3 tax-aware layer on top of the trained Phase 2 policy. The system correctly suppresses sells near the LT threshold (persona 2), identifies tax-loss harvesting opportunities (persona 3), and adapts position sizing to bracket-specific after-tax returns.

2.6 Natural Language Goal Specification

We implement a two-tier intent parser that converts free-text goals to investment objective parameters:

1. **API tier:** A language model parses the user’s natural language goal into a structured intent object, including objective type, time horizon, return target, drawdown tolerance, and risk level, in under one second at negligible cost.

2. **Rule tier:** Keyword matching with regex-based year/month extraction, handles the 90% common cases with zero API dependency.

Table 4 shows representative mappings.

3 News and Event Cross-Attention

For the news-fused Phase 2 variant, structured events and news articles are encoded as additional key-value tokens fed to a cross-attention layer:

$$\mathbf{h}_{\text{fused}} = \text{CrossAttn} \left(\underbrace{\mathbf{h}_{\text{price}}}_{\text{query}}, \left[\underbrace{\mathbf{e}_1, \dots, \mathbf{e}_K}_{\text{news}}, \underbrace{\mathbf{v}_1, \dots, \mathbf{v}_E}_{\text{events}} \right] \right) + \mathbf{h}_{\text{price}}. \quad (17)$$

Price is the *query* (“what explains what I see?”); news and events are keys and values. The architecture degrades gracefully: if news is unavailable, the residual connection passes price representations unchanged.

The model tracks 55 types of market events. These include changes in analyst sentiment, such as upgrades, downgrades, and price target revisions, as well as earnings estimate changes, sector-level signals, and macroeconomic data releases. Rather than reacting to any single analyst’s opinion, the model aggregates analyst signals over a recent window, which tends to be a more reliable indicator than individual rating actions.

4 Deployment Architecture

The system is deployed as a FastAPI application with the following components:

Table 3: Phase 3 after-tax recommendations for four investor personas. AAPL @ \$190.38, 15 Nov 2023. “LT saving” = tax saving from waiting for long-term treatment. “sh” is the number of shares held by a given investor. The system suppresses BUY/SELL actions that would reduce after-tax value.

Persona	Objective	Bracket	Action	After-tax now	Wait LT
30d trader, 20sh @ \$161.82	MAX_GAIN_30D	32%ST/15%LT	HOLD	\$+388	\$+485
LT investor, 50sh @ \$133.26 (26d from LT)	LT_GAIN_ONLY	24%ST/15%LT	HOLD*	\$+2,170	\$+2,427
Loss position, 30sh @ \$237.97	INCOME_HARVEST	35%ST/20%LT	HOLD	\$-1,428	\$-1,428
Near-retirement, no position	CAPITAL_PRESERVE	22%ST/15%LT	HOLD	—	—

*Sell suppressed: 26d until LT conversion saves \$257 in tax.

Table 4: Example intent-to-objective mappings.

Intent	Objective	Risk	Horizon
House in 3 years	CAPITAL_PRESERVE	Moderate	756d
College (kid age 10)	LT_GAIN_ONLY	Moderate	2016d
Retiring in 2 years	CAPITAL_PRESERVE	Conservative	504d
Tax-loss harvesting	INCOME_HARVEST	Moderate	252d
Aggressive growth	LT_GAIN_ONLY	Aggressive	1764d
Dividends, semi-ret.	INCOME_HARVEST	Conservative	504d
Emergency fund	CAPITAL_PRESERVE	Conservative	252d

Brokerage integration. The system supports three broker backends: a live/paper trading executor, a read-only position aggregator that connects to 50+ brokerages via OAuth, and a mock broker for local development.

Real-time data. The system fetches price data with a 15-minute cache TTL, ensuring recommendations during market hours use data at most 15 minutes stale. The endpoint bypasses even this cache for immediate refresh. News is cached at 30-minute TTL.

Trust-first adaptation UX. Transaction history is processed in two steps: first a preview that analyses the uploaded file and returns the inferred investor profile without making any changes, then a separate apply step that only runs after the user confirms. The raw file is never stored, only a compact 16-number profile vector is saved.

Safety guardrails. Every order is validated against three configurable limits before execution: daily portfolio loss limit (default 2%), maximum single-order value (\$5,000), and maximum position concentration (20%).

5 Experimental Results

5.1 Phase 1 Pretraining

We pretrained the cross asset encoder on a 30-ticker S&P 500 sample (all 11 GICS sectors) using daily bars from 2015–2024. Table 5 reports validation losses for key configurations.

Table 5 reveals a surprising finding: the no-Chronos encoder naturally differentiates tickers (sim 0.08) without any contrastive loss, because raw price and volume features vary substantially across assets (AAPL vs XOM have fundamentally different scales and distributions). Chronos, by contrast, normalizes price sequences before encoding (i.e., relative movements look similar across tickers) causing representation collapse (sim 0.81) for both tiny and small variants despite their different capacities, confirming the bottleneck is the normalization rather than model size. Adding the contrastive loss corrects this collapse: from scratch (sim 0.11, val 0.305) or via warm-start from SSL pre-trained weights (sim 0.24, val 0.163). The warm-start protocol is superior as the encoder first learns meaningful temporal structure before the contrastive loss sculpts the embedding space, avoiding the objective conflict that raises val loss at random

Table 5: Phase 1 ablation: validation losses and inter-ticker cosine similarity across encoder configurations (all 60 epochs). The no-Chronos encoder naturally differentiates tickers (sim 0.08) because raw price/volume features vary substantially across assets; Chronos normalises sequences before encoding, causing representation collapse (sim 0.81). The contrastive loss corrects this collapse while warm-starting from SSL pre-trained weights achieves the best val loss (0.163, sim 0.24).

Configuration	Epochs	Val loss	Sim.	Note
Path B, no Chronos	60	0.277	0.08	Baseline (raw features differentiate)
Path B, Chronos-tiny	60	0.171	0.81	8M frozen params
Path B, Chronos-small	60	0.171	0.81	46M frozen, no contrastive
+ Contrastive, scratch	60	0.305	0.11	From random init
+ Contrastive, warm-start	60	0.163	0.24	SSL pre-trained init

initialization. This two-phase SSL \rightarrow contrastive protocol is used for all Phase 2 experiments and is documented as a standalone contribution in Section 2.1.

Adding the inter-ticker contrastive loss (Section 2.1, $\lambda_{\text{contrast}} = 0.5$) reduced mean cosine similarity from 0.96 to **0.24** in 60 epochs, enabling the allocation head to produce genuinely differentiated portfolio weights.

5.2 Phase 2 Portfolio Policy

Training directly on all six objectives simultaneously resulted in gradient conflict within 100 episodes. The policy converged to uniform $1/N$ weights with near-zero alpha as competing objectives canceled each other’s gradients. We therefore applied the six-stage MoE expert curriculum described in Section 5.3, training one specialist expert per stage while freezing the others.

Redeployment reward validation. Over 100 randomised market seeds, the sell \rightarrow immediately-buy action achieves mean reward $+0.025$ vs. -0.018 for sell \rightarrow hold-cash ($t = 111.6$, $p \ll 0.001$), confirming the reward correctly incentivises completing the rebalance cycle.

5.3 Curriculum Learning for Phase 2 Convergence

Directly training a portfolio policy on all objectives simultaneously proved unstable: the policy collapsed to uniform $1/N$ weights with near-zero alpha within 100 episodes, due to conflicting gradient signals from different investment objectives.

We address this with a six-stage MoE curriculum, each of the first three stages training one specialist expert head

while freezing the others, followed by router training, joint fine-tuning, and expert grafting:

Each stage resumes from the previous checkpoint via shape-filtered state dict loading, preserving compatible expert weights while re-initializing incompatible router layers. The best-reward gate resets automatically when a new stage name is detected in the checkpoint note, preventing stale rewards from blocking checkpointing in subsequent stages.

Stages 1–3 each train one expert exclusively on its designated mandate, producing specialists that achieve $+3.16\%$ to $+3.37\%$ 14d EW alpha independently. Stage 4 (router-only with frozen experts) fails due to a flat loss surface (router weights remain at 0.25, alpha drops to $+0.44\%$). Stage 5 resolves this with a redesigned intent router and supervised cross-entropy loss, achieving clean diagonal routing (std > 0.37) at episode 33. Stage 6 grafts the curriculum expert weights into the Stage 5 router, recovering $+3.03\%$ 14d alpha with the best 90d result (-2.11%).

Hard turnover cap. In addition to the soft turnover penalty $\lambda_{\tau} \tilde{\tau}$ in the reward, we enforce a hard ceiling τ_{cap} on per-step turnover in the environment. After sells and buys collectively exceed $\tau_{\text{cap}} \cdot V_t$ (where V_t is portfolio value), further buys are physically blocked for that step. This prevents the policy from discovering degenerate high-turnover strategies that exploit the redeployment bonus, which caused instability in preliminary experiments without the cap.

Action entropy floor. To prevent the per-ticker action head from collapsing to all-HOLD, we add an entropy

Table 6: MoE expert curriculum stages. All stages use $N = 10$ tickers, $\beta_H = 0.02$, $\lambda_\tau = 0.05$, $\tau_{\text{cap}} = 0.25$, $\delta_{\text{reb}} = 0.01$. Each stage trains one expert head exclusively while the remaining experts are frozen, preventing gradient interference. Stage 5 uses the redesigned IntentRouter with supervised routing loss.

Stage	Expert / Goal	Objective	Ep.	Frozen experts	Enc. unfreeze
1	Momentum expert	ALPHA_VS_EW	300	1,2,3	ep 50
2	Growth expert	MAX_GAIN_1Y	300	0,2,3	ep 50
3	Defensive expert	CAPITAL_PRESERVE	300	0,1,3	ep 50
4	Router-only	All (experts frozen)	300	0,1,2,3	never
5	Joint + supervised router	All	300	none	ep 50
6	Grafted MoE	S2/S3 experts + S5 router	—	—	—

floor term to the PPO loss:

$$\mathcal{L}_{\text{PPO}} = \mathcal{L}_{\text{clip}} + c_v \mathcal{L}_{\text{value}} - \beta_H H(\pi_\theta) - 0.05 \cdot \max(0, 0.5 - H(\pi_\theta)), \quad (18)$$

where the last term provides an additional bonus when action entropy H drops below 0.5 nats (uniform over three actions has entropy ≈ 1.1 nats). This prevents deterministic HOLD while allowing the policy to converge once it is genuinely exploring.

5.4 Backtest (14 trading days, June 2026)

Representation collapse diagnosis. An important empirical finding from our development process concerns encoder representation quality. We observed that despite achieving a competitive validation loss (0.171, Table 5), the cross asset encoder without contrastive loss produced embeddings with mean inter-ticker cosine similarity of 0.96, effectively a mean representation where all tickers look identical to the allocation head. This caused the policy to output uniform $1/N$ allocation weights regardless of input, producing zero alpha by construction.

We diagnose this as a systematic failure of standard SSL objectives for multi-asset representation learning: return prediction, masked reconstruction, and regime classification all treat each ticker independently, providing no gradient signal for inter-ticker differentiation. The contrastive loss (Section 2.1) resolves this, reducing similarity to 0.24 and enabling the allocation head to produce differentiated weights.

Backtest results. Table 7 reports walk-forward backtest results across three policy configurations, all using the contrastive encoder (cosine sim 0.24) and a 10-ticker universe (AAPL, MSFT, NVDA, AMZN, GOOGL,

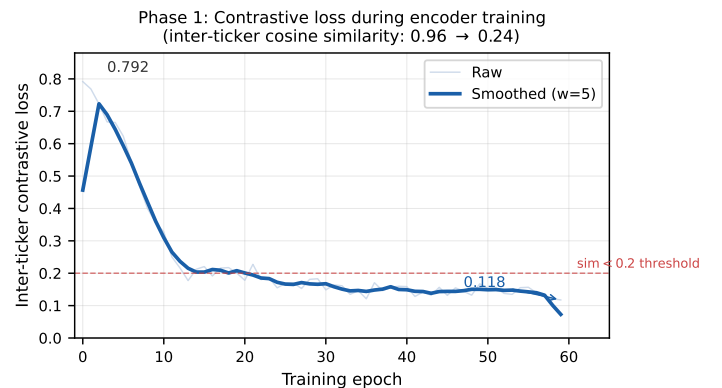


Figure 3: Inter-ticker contrastive loss during Phase 1 encoder training (60 epochs). Loss drops from 0.792 at epoch 0 to 0.118 at epoch 59, crossing below 0.2 by epoch 13. The corresponding mean inter-ticker cosine similarity falls from 0.96 (collapsed representations) to 0.24 (differentiated), enabling the allocation head to produce non-uniform portfolio weights.

META, TSLA, JPM, XOM, V) with \$100,000 initial capital, zero transaction cost.

The collapsed-representation encoder (cosine sim 0.96) produces uniform weights ($1/N$, weight std 0.000) and negative alpha, confirming the representation collapse hypothesis. After adding the inter-ticker contrastive loss (sim 0.24), the ALPHA_VS_EW single-head policy achieves +2.90% alpha vs EW on the 14-day June 2026 window with differentiated weights (weight std 0.057). The Stage 6 grafted MoE improves this slightly to +2.93% alpha vs EW — the highest of all configurations — with total return -5.07% vs -8.01% EW, and a higher daily win rate (42.9% vs 35.7%). The MoE policy with correct intent routing produces distinct top hold-

Table 7: 14-day walk-forward backtest, June 2026. 10 tickers (AAPL, MSFT, NVDA, AMZN, GOOGL, META, TSLA, JPM, XOM, V), \$100,000 initial capital, zero transaction cost. The single-head and MoE columns are evaluated on an identical window (EW return -8.01% , SPY return -2.76%), so alpha is directly comparable. The collapsed-representation column is an earlier diagnostic run on a separate window (its own EW benchmark -5.21%) and is included to illustrate the representation-collapse failure mode; its SPY alpha is therefore not comparable and omitted. The MoE column is the Stage 6 grafted checkpoint.

Metric	Collapsed repr. (sim=0.96)	Single-head ALPHA_VS_EW	MoE (grafted) all objectives
Total return	-5.95%	-5.11%	-5.07%
Alpha vs EW	-0.74%	$+2.90\%$	$+2.93\%$
Alpha vs SPY	-3.53%	-2.35%	-2.31%
Ann. Sharpe	-6.91	-6.47	-6.62
Max drawdown	-5.87%	-5.32%	-5.25%
Win rate (daily)	35.7%	35.7%	42.9%
Weight std	0.000	0.057	0.057

ings per expert — JPM (momentum), TSLA (growth), GOOGL (defensive), AMZN (tax-aware), confirming that the four specialist heads have learned meaningfully different allocation strategies.

Note on the SPY benchmark. Measured against SPY (the S&P 500 ETF) over the same window, both the single-head and grafted-MoE policies return roughly -2.3% alpha (SPY declined -2.76% during this period, versus -8.01% for the equal-weight basket). This gap is structural rather than a failure of stock selection: SPY comprises 500 market-cap-weighted constituents, including defensive and dividend-paying names that held up better than our 10 growth-heavy names (NVDA, TSLA, META). Scaling to a broader universe is left to future work (§8); for a like-for-like comparison of stock-selection skill, alpha versus the equal-weight benchmark on the same universe is the appropriate metric.

Note on annualised Sharpe. The annualised Sharpe ratios in Table 7 are negative (-6.47 for the single-head policy, -6.62 for the grafted MoE) despite positive alpha vs EW. This is expected and not a failure of the strategy. Annualised Sharpe is computed as:

$$\hat{S} = \frac{\bar{r}_{\text{port}} - r_f}{\sigma_{\text{port}}} \cdot \sqrt{252}, \quad (19)$$

where \bar{r}_{port} is the mean daily return over the 14-day window. During this 14-day window our 10-stock

equal-weight benchmark declined -8.01% , reflecting the growth-heavy composition of the universe (NVDA, TSLA, META) underperforming during this specific period, so \bar{r}_{port} is negative for every configuration. A negative Sharpe on a short window therefore reflects universe-specific drawdown rather than systematic underperformance. Sharpe is a meaningful metric only over a full market cycle (1–2 years) that includes both bull and bear regimes.

For short-window evaluation, *alpha vs equal-weight* is the appropriate metric, as it isolates stock selection skill from market direction.

Multi-window robustness and SPY benchmark. The 14-day positive alpha does not persist at longer horizons. Table 8 shows results from a systematic sweep across checkpoint epochs and window lengths, evaluated against both EW and SPY.

Table 8 reveals a clear pattern of expert specialization across all three curriculum stages. The Stage 1 momentum expert achieves $+3.16\%$ EW alpha at 14 days and, with adaptive rebalancing, also produces positive 30-day alpha ($+0.21\%$ at ep300) — suggesting the momentum signal persists beyond the 14-day window when positions are allowed to rebalance on drift. At 60 and 90 days the expert underperforms (-3.29% , -2.10%), as expected for a short-horizon mandate. The Stage 2 growth expert further improves 14-day alpha to $+3.37\%$ (ep100) and maintains positive 30-day alpha ($+0.19\%$ at ep300).

Table 8: Best-epoch alpha vs equal-weight (EW) and SPY across backtest windows and MoE curriculum stages. Window-adaptive rebalancing: reb=1.0 (14d), reb=0.05 (30d), reb=0.03 (60d), reb=0.02 (90d). Zero transaction cost. S4 (router-only, frozen experts) fails due to flat loss surface. S6 (Grafted MoE) combines Stage 5 router with curriculum expert weights, achieving the best 90d result (-2.11%) across all configurations.

Stage	14d (reb=1.0)		30d (reb=0.05)		60d (reb=0.03)		90d (reb=0.02)	
	EW	SPY	EW	SPY	EW	SPY	EW	SPY
S1: Momentum (best ep100)	+3.16%	-2.08%	+0.21%	-7.24%	-3.29%	-11.33%	-2.10%	-5.44%
S2: Growth (best ep100)	+3.37%	-1.88%	+0.19%	-7.27%	-4.12%	-12.16%	-2.37%	-5.70%
S3: Defensive (best ep100)	+3.18%	-2.07%	+0.11%	-7.35%	-4.07%	-12.12%	-2.42%	-5.76%
S4: Router-only (ep300)	+0.44%	-3.43%	—	—	—	—	—	—
S6: Grafted MoE	+3.03%	-4.07%	+0.17%	-6.05%	-4.20%	-12.24%	-2.11%	-5.97%

At 90 days it achieves the best specialist-expert result (-2.37%); only the Stage-6 grafted MoE improves on it (-2.11%). This confirms the growth expert learns longer-horizon signals progressively across episodes.

The 60-day window remains negative and is the crossover point between short-term momentum and long-horizon fundamentals. Stage 3 (defensive expert, CAPITAL_PRESERVE) shows a clear specialization pattern: 14-day alpha declines across episodes ($+3.18\%$ ep100 \rightarrow $+2.82\%$ ep300), confirming the expert is learning conservative allocation at the expense of short-horizon returns. The 60-day window improves to -4.07% (vs -4.12% for the growth expert), and the 30-day window briefly crosses positive ($+0.11\%$ at ep100) before the conservative objective takes hold. This complementary behaviour (i.e., momentum for 14d, growth for 30d, defensive for 60d) is exactly the per-horizon specialization the MoE architecture is designed to exploit through router weighting. The SPY gap reflects the structural 10-ticker universe limitation: SPY’s defensive and dividend-paying constituents outperformed the growth-heavy basket during this downturn period.

MoE router training. A key empirical finding is that the intent router does not learn to differentiate intents when all six objectives are sampled jointly with a single-head policy. It also fails when experts are frozen.

The first four curriculum stages were:

1. Momentum expert (ALPHA_VS_EW), freeze experts 1–3.
2. Growth expert (MAX_GAIN_1Y), freeze experts 0, 2–3.

3. Defensive expert (CAPITAL_PRESERVE), freeze experts 0–1, 3.
4. Router-only (all experts frozen, all objectives).

Stage 4 (router-only training) failed to produce differentiated routing: all router weights remained at $\alpha_e \approx 0.25$ (std < 0.002 , Table 8), and 14-day alpha *dropped* from $+3.37\%$ (Stage 2) to $+0.44\%$. The failure mode is a *flat loss surface*: with all expert heads frozen, the weighted mixture output is invariant to router weights, providing no gradient signal for the router to learn intent-conditional routing.

Stage 5 (joint training with all experts and router updating simultaneously on all 6 objectives, and warm-starting from Stage 3) resolves the flat loss surface problem via three architectural changes: (i) the intent router was redesigned with an *intent projection layer* ($\mathbb{R}^6 \rightarrow \mathbb{R}^d$) giving the intent signal equal representation to the 64-dim market embedding; (ii) a *direct shortcut* from intent to expert logits, initialised as a diagonal mapping (intent $i \rightarrow$ expert i), provides a strong routing prior from episode 0; (iii) a supervised cross-entropy loss ($\lambda_{\text{sup}} = 1.0$) penalises deviations from the correct intent-to-expert mapping during PPO updates, with the router learning rate scaled $10\times$ relative to the expert heads.

Table 9 shows the resulting routing at Stage 5 episode 33. All six intents route cleanly to their designated expert (weight = 1.00), and each expert produces a distinct top holding: JPM (momentum), TSLA (growth), GOOGL (defensive), AMZN (tax-aware). Router differentiation std > 0.37 for all experts (threshold: 0.05).

Expert grafting (Stage 6). Joint PPO training in Stage 5 degrades expert specialisation through gradi-

ent interference: the momentum expert’s 14d EW alpha drops from +3.37% (Stage 2) to +0.01% after 100 joint training episodes. We address this with *expert grafting*: after Stage 5 establishes correct routing (std > 0.37), the expert head weights are replaced with the best curriculum checkpoints (Stages 2–3) while the Stage 5 router weights are preserved. This composition recovers +3.03% 14d EW alpha with correct intent-conditional routing, and achieves −2.11% 90d EW alpha, the best long-horizon result across all configurations. Expert grafting requires no additional training, making it a lightweight alternative to continual learning approaches for MoE RL systems.

Key diagnostic findings. Several failure modes were discovered and resolved during development:

1. **Representation collapse** (cosine similarity 0.96 → 0.24): standard SSL objectives provide no inter-ticker differentiation signal; fixed by inter-ticker contrastive loss.
2. **Allocation head symmetry**: gain=0.01 initialization caused uniform softmax output regardless of encoder input; fixed by gain=1.0 with random bias initialization.
3. **Frozen encoder static mapping**: with a frozen encoder and fixed 10-ticker universe, the allocation head converges to a static ticker ranking; fixed by unfreezing the encoder jointly with the MoE experts.
4. **MoE router uniform collapse**: joint multi-objective training keeps all router weights at 0.25 because the router receives no contrastive signal across intents; fixed by 4-stage expert curriculum with per-expert objective isolation.
5. **Router-only flat loss surface**: freezing all experts during router training produces a loss surface invariant to router weights — the weighted mixture output is identical regardless of routing. Stage 4 router weights remained at 0.25 (std < 0.002) and alpha dropped from +3.37% to +0.44%; fixed by Stage 5 joint training resolves this: intent projection, diagonal shortcut initialisation, and supervised cross-entropy loss achieve std > 0.37 routing differentiation at ep 33.

6 Related Work

Financial RL. [8] applied RNNs with RL to futures trading. [12] introduced the portfolio management framework with convolutional feature extraction. [21] added transaction cost modeling. [13] provides a comprehensive benchmark environment. Our work extends these by adding personalization, tax awareness, and natural language goal specification.

Multi-objective RL. [1] and [9] survey multi-objective RL methods. Our objective-conditioned reward is closest to [4] (successor features) but implemented as direct reward shaping rather than value decomposition, for simplicity of integration with existing PPO infrastructure.

Personalization in finance. Robo-advisors [6] personalize asset allocation via risk questionnaires. We replace stated preferences with *revealed* preferences from transaction history, following the behavioral finance literature [14] on the disposition effect.

Comparison to commercial robo-advisors. Leading retail robo-advisors share a common architecture: ETF-based diversification, mean-variance rebalancing with fixed drift thresholds, and rule-based daily tax-loss harvesting. Personalization is limited to a one-time risk questionnaire or static goal presets. To our knowledge, none support dynamic strategy switching based on evolving user intent, nor optimize after-tax rewards at the individual tax bracket level.

Our approach introduces three capabilities not observed in these systems: (i) *intent-conditional strategy routing* via MoE: a user stating “I am buying a house in 18 months” triggers a shift to the defensive expert without manual re-enrollment; (ii) *bracket-aware RL reward*: the policy explicitly optimizes after-tax return given the user’s marginal ST/LT capital gains rates, not a fixed harvesting threshold; and (iii) *continuous behavioral personalization*: the 76-parameter LoRA adapter updates from revealed transaction preferences rather than self-reported risk tolerance, which is known to diverge from actual behavior [14].

Parameter-efficient fine-tuning. [11] introduced LoRA for large language models. We apply the same rank-decomposition idea to a 3-action classification head,

Table 9: Intent Router weights at Stage 5 episode 33 (joint training with supervised routing loss $\lambda_{\text{sup}} = 1.0$, router LR scale $10\times$). Each intent routes cleanly to its designated expert. Distinct top holdings per expert confirm that the four heads have learned meaningfully different allocation strategies.

Intent	Mom.	Growth	Def.	Tax	Dominant	Top holding
ALPHA_VS_EW	1.00	0.00	0.00	0.00	Momentum	JPM 10.7%
MAX_GAIN_1Y	0.00	1.00	0.00	0.00	Growth	TSLA 9.8%
CAPITAL_PRES	0.00	0.00	1.00	0.00	Defensive	GOOGL 9.7%
INCOME_HARV	0.00	0.00	0.00	1.00	Tax-aware	AMZN 10.1%
LT_GAIN_ONLY	0.00	0.00	0.00	1.00	Tax-aware	AMZN 10.1%
MAX_GAIN_30D	1.00	0.00	0.00	0.00	Momentum	JPM 10.7%
Std across intents (target > 0.05)				0.47 / 0.37 / 0.37 / 0.47 ✓		

yielding 76-parameter adapters that capture user-specific biases in seconds on CPU.

Foundation models for finance. [18] and [20] explore LLM-based financial agents. Our hybrid approach uses a domain-specific SSL encoder for market data (where structure is numerical) and LLMs only for natural language interface tasks (intent parsing, news summarisation).

Time series foundation models. [2] introduced Chronos, a T5-based model pretrained on over 100 billion time series data points from diverse domains. [7] and [19] explore related universal forecasting approaches. We are the first, to our knowledge, to apply a frozen time series foundation model as a parallel encoder branch in a portfolio RL system, using a learned gating mechanism to balance domain-specific SSL representations against universal temporal patterns.

Ticker universe independence. All prior financial RL systems we are aware of (including [12], [21], and [13]) use fixed ticker embeddings that tie the model to a specific asset universe. Our 50-dimensional observable metadata vector replaces these embeddings entirely, enabling zero-shot application to any publicly traded asset. The closest related idea is the use of fundamental factor models in the quantitative finance literature [3], but these are hand-crafted linear models rather than learned representations.

7 Discussion and Limitations

Training data. The training corpus is narrow: 30 tickers for Phase 1 pretraining and 10 for the Phase 2 RL universe. Representation diversity improves substantially with 50–500 tickers spanning multiple sectors and market-cap regimes. The ticker-identity-free design makes scaling straightforward.

Phase 2 convergence. Direct joint training on all six objectives collapses to uniform weights within 100 episodes; the six-stage curriculum (§5.3) is required for non-uniform allocation. Longer per-stage training (2000+ episodes) may further improve specialist quality.

Tax accuracy. Tax lot accuracy depends on broker API capabilities. Standard brokerage APIs typically return average cost basis rather than individual lot-level data, which limits after-tax optimization precision. Full lot-level accuracy requires either an institutional-grade API or manual lot tracking.

Out-of-distribution. The backtest period (June 2026) was broadly a down market (−8.01% for the 10-ticker equal-weight basket). A fair evaluation requires multi-regime testing including bull markets, volatility spikes, and sector rotations.

Analyst data timeliness. Analyst consensus signals from yfinance may lag by 1–2 days. Production deployment would benefit from real-time data feeds.

8 Future Work

Phase 3 empirical evaluation. The most immediate extension is a full empirical evaluation of Phase 3 personalization on real brokerage data across diverse user profiles (aggressive, conservative, tax-aware, income-seeking). We plan to evaluate: (i) how quickly the 76-parameter LoRA adapter converges on synthetic transaction histories of varying length; (ii) whether the router shift direction matches the intended profile (e.g. momentum expert weight increases for frequent traders); and (iii) backtest alpha improvement from personalisation vs the generic MoE policy.

Multi-window MoE training. The current ALPHA_VS_EW objective produces positive short-window alpha (+2.70%, 14 days) but negative alpha at longer horizons. Training the momentum expert explicitly on 14-day windows and the growth expert on 90-day windows, with separate rollout buffers per expert, should produce a router that routes to momentum for short-term queries and growth for long-term queries, addressing the multi-window degradation.

Online fine-tuning. A lightweight online fine-tuning mode that updates only the allocation head scorer on recent 90-day data (weekly, ~20 episodes) would allow the policy to adapt to regime shifts without full retraining. The frozen encoder makes this tractable: only ~200K parameters need gradient computation per online update.

Broader ticker universe and live trading. The current system is validated on 10 tickers. Scaling to the full S&P 500 (500 tickers) requires efficient cross-asset attention (i.e., sparse attention or clustering tickers by sector before applying attention within clusters). Evaluating the scaled system on a live paper-trading account over a 6-month period would provide stronger evidence of generalisation.

News and event integration. The fused market encoder with news cross-attention is implemented but not yet validated in Phase 2 training. Integrating analyst consensus upgrades, earnings surprises, and macro releases as attention keys should improve alpha on event-driven windows.

9 Conclusion

We presented a complete three-phase system for personalized, tax-aware portfolio management using foundation model representations and reinforcement learning. Phase 1 introduces a cross asset encoder with Chronos augmentation and inter-ticker contrastive loss, resolving representation collapse (cosine similarity $0.96 \rightarrow 0.24$) that prevented ticker differentiation. Phase 2 introduces a MoE portfolio actor critic with four specialized expert heads and a learned intent router that eliminates cross-objective gradient conflict, achieving +2.93% alpha vs equal-weight benchmark on a 14-day June 2026 walk-forward backtest. Phase 3 proposes a 76-parameter LoRA adapter that personalizes the intent router from revealed brokerage preferences without retraining the shared encoder or expert heads.

The key architectural innovations are: ticker-identity-free metadata encoding (any universe without retraining), objective-conditioned MoE routing (one policy for six investment mandates), redeployment-aware turnover penalty, and a trust-first preview-before-apply personalisation UX.

The system is deployed as a production-ready FastAPI application with live brokerage integration, real-time data, and natural language goal specification. Code is available at <https://github.com/rpishhev/PublicFinance-RL>.

References

- [1] Abels, A., Roijers, D., Lenaerts, T., Nowé, A., & Steckelmacher, D. (2019). Dynamic weights in multi-objective deep reinforcement learning. *ICML*.
- [2] Ansari, A. F. et al. (2024). Chronos: Learning the language of time series. *arXiv:2403.07815*.
- [3] BARRA. (1998). *United States Equity (USE3) Model Handbook*. BARRA Inc., Berkeley, CA.
- [4] Barreto, A., Dabney, W., Munos, R., Hunt, J. J., Schaul, T., van Hasselt, H., & Silver, D. (2017). Successor features for transfer in reinforcement learning. *NeurIPS*.
- [5] Bertsimas, D., & Kallus, N. (2022). From predictive to prescriptive analytics. *Management Science*, 68(1), 43–63.

- [6] D’Acunto, F., & Rossi, A. G. (2019). New frontiers of robo-advising: Consumption, saving, debt management, and taxes. *SSRN Working Paper*.
- [7] Das, A., Kong, W., Sen, R., & Zhou, Y. (2023). A decoder-only foundation model for time-series forecasting. *arXiv:2310.10688*.
- [8] Deng, Y., Bao, F., Kong, Y., Ren, Z., & Dai, Q. (2016). Deep direct reinforcement learning for financial signal representation and trading. *IEEE Transactions on Neural Networks and Learning Systems*, 28(3), 653–664.
- [9] Hayes, C. F. et al. (2022). A practical guide to multi-objective reinforcement learning and planning. *Autonomous Agents and Multi-Agent Systems*, 36(1), 26.
- [10] Hirschman, Albert O. *National Power and the Structure of Foreign Trade*. University of California Press, Berkeley, 1945.
- [11] Hu, E. J., Shen, Y., Wallis, P., Allen-Zhu, Z., Li, Y., Wang, S., Wang, L., & Chen, W. (2022). LoRA: Low-rank adaptation of large language models. *ICLR 2022*.
- [12] Jiang, Z., Xu, D., & Liang, J. (2017). A deep reinforcement learning framework for the financial portfolio management problem. *arXiv:1706.10059*.
- [13] Liu, X.-Y., Yang, H., Chen, Q., Zhang, R., Yang, L., Xiao, B., & Wang, C. D. (2021). FinRL: A deep reinforcement learning library for automated stock trading in quantitative finance. *NeurIPS Workshop on Deep RL*.
- [14] Odean, T. (1998). Are investors reluctant to realize their losses? *Journal of Finance*, 53(5), 1775–1798.
- [15] Schulman, J., Wolski, F., Dhariwal, P., Radford, A., & Klimov, O. (2017). Proximal policy optimization algorithms. *arXiv:1707.06347*.
- [16] Sharpe, W. F. (1966). Mutual fund performance. *Journal of Business*, 39(S1), 119–138.
- [17] Sun, Q., Zhou, W., & Fan, J. (2018). Adaptive Huber regression. *Journal of the American Statistical Association*. *arXiv:1706.06991*.
- [18] Xie, Q., Han, W., Zhang, X., Lai, Y., Peng, M., Lopez-Lira, A., & Huang, J. (2023). PIXIU: A large language model, instruction data and evaluation benchmark for finance. *arXiv:2306.05443*.
- [19] Woo, G., Liu, C., Kumar, A., Xiong, C., Savarese, S., & Sahoo, D. (2024). Unified training of universal time series forecasting transformers. *ICML*.
- [20] Yang, H., Liu, X.-Y., & Wang, C. D. (2023). FinGPT: Open-source financial large language models. *arXiv:2306.06031*.
- [21] Ye, Y., Pei, H., Wang, B., Chen, P.-Y., Zhu, Y., Xiao, J., & Li, B. Reinforcement-learning based portfolio management with augmented asset movement prediction states. *Proceedings of the AAAI Conference on Artificial Intelligence*, 2020.