

# When Does Learning to Stop Help?

## A Cost-Aware Study of Early Exits in Reasoning Models

Zhe Dong\*  
 University of Maine at Presque Isle  
 zhe.dong@maine.edu  
 dongzhe181@gmail.com

Fang Qin  
 Stanford University  
 fangq@stanford.edu

Manish Shah  
 Independent Researcher  
 shahmh@ieee.org

July 7, 2026

### Abstract

Reasoning models spend test-time compute unevenly across instances, and a growing family of early-exit rules—confidence thresholds, entropy monitors, answer-stability checks, and learned stoppers—promises to reclaim the waste. These rules, however, are evaluated under heterogeneous protocols that leave the deployment question unanswered: at a fixed tolerance for losing correct answers, which policy saves more compute, and does the saving survive probe overhead? We answer this question with a controlled study across 18 task–model settings spanning GSM8K, MATH-500, MMLU-Pro, AIME-90, and GPQA on Qwen3 and DeepSeek-R1-distilled models, using *LearnStop*, a hidden-state-free logistic stopper over prefix-observable features, as the learned-policy instrument. Under matched lost-correct risk at  $\alpha = 0.15$ , with the scalar competitor selected on calibration data from confidence, entropy, confidence-leap, and run-stability exits, the answer forms three regimes. Learned stopping wins on all four primary Qwen3 free-form math settings (+3.2 to +21.2 pp additional total-token saving); calibrated scalar exits win on multiple-choice MMLU-Pro; and small hard benchmarks (AIME-90, GPQA) admit no certifiable aggressive policy at all. A trajectory decomposition predicts the regime: learning pays where answers oscillate and correctness evidence is spread across complementary signals, while a single confidence threshold suffices where most instances are already solved at the first checkpoint. Cost accounting sharpens the picture further—the same policy that saves 32% of tokens under KV-cache forking *costs* 121% extra under black-box repeated prefilling. Together, these results replace the single-method race with a decision procedure for choosing a stopping rule from the trajectory structure and serving regime of the target workload.

**Code and data.** Code, processed outputs, and scripts are available at <https://github.com/dongzhe1/llm-think-stop>.

## 1 Introduction

Large reasoning models improve by spending more test-time compute, generating long chains of intermediate reasoning before a final answer [4, 14]. The same scaling creates a serving problem: a

---

\*Corresponding author.

fixed token budget wastes computation on easy questions, while aggressive shortening cuts off hard questions before they self-correct. A rapidly growing line of work therefore adapts the reasoning budget per instance, using answer confidence [21], entropy [17], answer convergence [5, 10], learned probes [12, 20], or calibrated risk constraints [18].

Despite this activity, a practitioner who must choose a stopping rule today finds little decision-relevant evidence. Existing evaluations differ in three ways that matter. First, methods are compared on accuracy–cost frontiers at post-hoc operating points, but a deployed policy must commit to a threshold before seeing the test set. Second, methods are rarely compared at *equal risk*: a policy that saves more tokens while silently losing more correct answers has not won anything. Third, token accounting typically ignores the probes themselves—forcing intermediate answers is free only if the serving stack can fork and resume a cached prefix. To our knowledge, no prior study directly compares a learned multi-feature stopper against calibrated scalar early-exit signals at a matched lost-correct risk target while also accounting for probe overhead under different serving regimes (KV-cache forking, prefix-cache reuse, and black-box repeated prefilling).

This paper provides that comparison. Our instrument is **LearnStop**, a deliberately simple learned stopper: at each checkpoint it forces a short answer from the current reasoning prefix, extracts eight prefix-observable features (confidence, entropy, answer stability, prefix vote share, backtracking-marker density, and positional features), and stops when a logistic model predicts the prefix answer is correct. It uses no hidden states, so it ports across model families, and its simplicity makes the study’s conclusions attributable to the *information content* of multi-feature learning rather than to architectural tricks. Both LearnStop and every scalar exit are calibrated on the same split with the same finite-grid concentration correction, and compared on disjoint test data at the same lost-correct risk target.

Across 18 task–model settings, the outcome is not a winner but a map with three regimes, and the map is predictable. Learned stopping wins on free-form math: at  $\alpha = 0.15$  it certifies 33.8–51.4% total-token savings on Qwen3 GSM8K and MATH-500, exceeding the best calibrated scalar exit by +3.2 to +21.2 pp. Calibrated scalar exits win on multiple-choice MMLU-Pro. On small hard benchmarks (AIME-90, GPQA), finite-sample certification permits no aggressive policy of either kind. A trajectory decomposition explains why: math trajectories oscillate (9–14% of GSM8K questions flip between correct and incorrect answers) and their correctness evidence is spread across complementary signals, which is precisely the structure a multi-feature learner exploits; on MMLU-Pro, 44–53% of instances are already solved at the first checkpoint and confidence alone identifies them; on AIME, 68% of trajectories never become correct, so no stopping rule has anything to save.

We make four contributions.

1. **A matched-risk evaluation protocol** for early exits: learned and scalar policies are calibrated on identical data with identical finite-grid corrections and compared at the same lost-correct risk target, the comparison deployment actually requires.
2. **A controlled 18-setting empirical map** of when learning to stop helps, showing three regimes—learned-wins (free-form math), scalar-wins (multiple choice), and no-certifiable-policy (small hard sets)—that are stable across risk targets  $\alpha \geq 0.15$ .
3. **A predictive mechanism**: a five-way trajectory decomposition (early-solved, beneficial thinking, harmful overthinking, unsolved, oscillating) whose profile anticipates the regime, turning “task-dependent” into a measurable property of the workload.
4. **Overhead-aware deployment analysis**: token accounting under KV-fork, prefix-cache, and

black-box regimes, H100 latency profiles, and checkpoint-schedule sweeps, culminating in a concrete recipe for choosing and configuring a stopping rule.

## 2 Related Work

**Budget control for reasoning models.** Budget forcing and test-time scaling studies show that more reasoning tokens can improve performance, but that the right budget varies across instances [6, 11]; Qwen3 exposes a thinking-budget mechanism in the model family itself [14]. These approaches control length directly, whereas we study online exit decisions conditioned on partial reasoning evidence.

**Training-free early exit.** DEER induces trial answers at transition points and exits on high confidence [21]. EAT monitors entropy after an appended stop-thinking marker [17]. Confidence Leaps detects sudden jumps in answer probability [16]. Certainindex/Dynasor allocates serving compute from answer certainty and stabilization [5], and PUMA detects semantic convergence of reasoning traces [10]. Each of these is a scalar (or near-scalar) signal family; we implement output-level proxies for them under a single checkpoint protocol so they can be calibrated and risk-matched against a learned policy. Our study evaluates these signal families under a common protocol rather than reproducing each original system end to end.

**Learned stopping and risk control.** Thought Calibration trains hidden-state probes and calibrates dynamic termination in a Learn-then-Test framework [20]; TERMINATOR learns exit points from first-answer positions [12]. Conformal Risk Control and its language-model instantiations motivate distribution-free calibration of stopping decisions [2, 13, 18]. Prior work in this line establishes that individual policies *can* be calibrated; what has been missing is the cross-policy question—whether a learned stopper, once calibrated, beats a calibrated scalar exit at the same risk, and under which cost model. That comparison is the subject of this paper.

## 3 Method

### 3.1 Checkpoint Probing

For each question  $i$ , let  $B_0 < \dots < B_{m-1}$  be a budget grid. At checkpoint  $j$ , we take the reasoning prefix up to  $B_j$  tokens, append a stop-thinking marker, and greedily decode a short answer of at most  $A$  tokens. Let  $a_{i,j}$  be the forced answer and  $y_i$  the gold answer. The training label is  $c_{i,j} = \mathbb{1}\{a_{i,j} = y_i\}$ .

At inference, the gold answer is unavailable. LearnStop computes a feature vector  $x_{i,j}$  from the current prefix and previously probed checkpoints, estimates  $p_{i,j} = \Pr(c_{i,j} = 1 \mid x_{i,j})$ , and stops at the first checkpoint with  $p_{i,j} \geq \tau$ . If no checkpoint fires, it uses the maximum budget.

**Algorithm 1: LearnStop checkpoint stopping.** **Training:** for each training question and checkpoint, branch a capped answer probe, normalize the answer, label whether it matches the gold answer, extract prefix-observable features, standardize features within the training fold, and fit a logistic classifier. **Inference:** generate to checkpoint  $B_j$ ; fork the prefix state; append the stop-thinking marker; decode a capped answer probe; compute features from checkpoints  $0:j$ ; stop and return the probe answer if  $p_{i,j} \geq \tau$ ; otherwise discard the probe branch and resume the unmodified reasoning state. **Calibration:** choose  $\tau$  on calibration questions using the finite-grid lost-correct UCB in Eq. (6); if no threshold is feasible, fall back to the maximum budget.

### 3.2 Prefix-Observable Features

The deployment feature set contains eight prefix-observable features: normalized budget, normalized checkpoint index, mean answer log probability, answer-token entropy, whether the current answer matches the previous checkpoint, run length of the current answer, prefix vote share, and backtracking-marker density. The prefix vote share is computed only over checkpoints  $0, \dots, j$ ; it never uses future checkpoints. The full experimental classifier additionally records whether the model has naturally emitted a thinking-end marker and the observed thinking length; because these two features could leak length information, the ten-feature classifier (LearnStop-10) is reported only as an audit, and every value labeled LearnStop refers to the eight-feature deployment variant (LearnStop-8) unless stated otherwise. Removing the two audited features changes peak gain by less than 0.007 in every primary setting, so no headline result depends on them.

### 3.3 Training and Metrics

For in-distribution frontiers, we train logistic regression with grouped five-fold cross-validation, keeping all checkpoints of the same question in the same fold, and compare to a fixed-budget frontier. At threshold  $\tau$ , the adapt gain is

$$G(\tau) = \text{Acc}_{\text{adapt}}(\tau) - \text{Acc}_{\text{fixed}}(C_{\text{adapt}}(\tau)), \tag{1}$$

where fixed-budget accuracy is linearly interpolated at the same mean thinking-token cost. Peak gain summarizes the best point on the empirical frontier and is a post-hoc summary; validation-selected gains choose the threshold on a held-out validation split before test evaluation, and risk-calibrated operating points (below) are the deployable quantity.

Probe answers add cost. For a question stopped after checkpoint  $j$ , we charge

$$C_i^{\text{cap}} = C_i^{\text{think}} + (j + 1)A, \tag{2}$$

with  $A = 48$  unless stated otherwise, i.e., every probe is charged at its full cap. Because math probe answers are typically a few tokens (“232”, “1/4”), this accounting is conservative against LearnStop. It assumes an engine that can fork or reuse the prefix KV cache; the prefix-cache and black-box regimes are costed separately in the deployment analysis.

### 3.4 Lost-Correct Risk Calibration

Let  $F_i$  be full-thinking correctness and  $S_i(\tau)$  stopped-answer correctness. The lost-correct risk is

$$L_i(\tau) = \mathbb{1}\{F_i = 1, S_i(\tau) = 0\}, \tag{3}$$

which upper-bounds the accuracy drop:

$$\text{Acc}_{\text{full}} - \text{Acc}_{\tau} = \mathbb{E}[L_i(\tau)] - \Pr(F_i = 0, S_i(\tau) = 1) \tag{4}$$

$$\leq \mathbb{E}[L_i(\tau)]. \tag{5}$$

For a finite candidate set  $\mathcal{C}$  of policy–threshold pairs, calibration size  $n$ , and confidence  $1 - \delta$ , we certify with

$$U(c) = \hat{R}_{\text{cal}}(c) + \sqrt{\frac{\log(K/\delta)}{2n}}, \quad K = |\mathcal{C}|, \tag{6}$$

and select the most aggressive feasible candidate with  $U(c) \leq \alpha$ , evaluated on a disjoint test split. For LearnStop,  $\mathcal{C}$  is its threshold grid; for the scalar competitor **BestScalar**,  $\mathcal{C}$  is the union of the

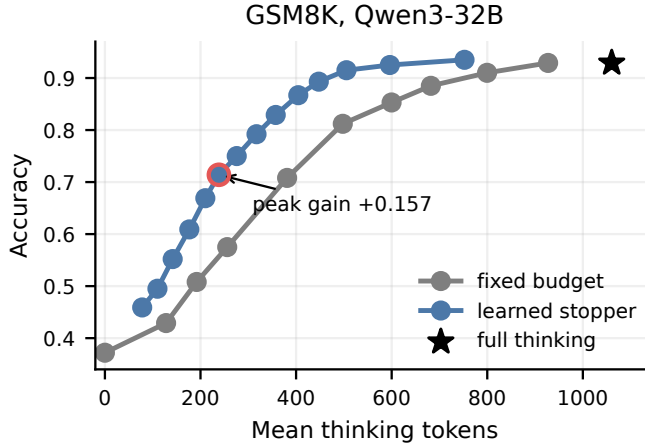


Figure 1: Accuracy–cost frontier on GSM8K with Qwen3-32B. The learned stopper dominates fixed budgets across a broad cost range; the circled point is the peak adapt gain (+0.157).

confidence, entropy, confidence-leap, and run-stability threshold grids, so the correction covers all scalar policy–threshold candidates and BestScalar is selected on calibration data alone. Classifier scores are grouped five-fold out-of-fold by question; a 40/60 calibration/test split is applied to these out-of-fold scores, and the test split is used only for reporting.

## 4 Experiments

### 4.1 Setup

The primary models are Qwen3-8B and Qwen3-32B; cross-family checks use DeepSeek-R1-Distill-Qwen-7B and DeepSeek-R1-Distill-Llama-8B. We evaluate GSM8K [3], MATH-500 [7, 8], MMLU-Pro [19], GPQA-Diamond [15], and AIME-90 [1, 9]. MATH-500 is the 500-problem held-out MATH test subset from process-supervision evaluation. AIME-90 contains all 90 AIME I/II problems from 2022–2024 (problems 1–15 per exam, integer answers in [000, 999], scored by exact match) from the AI-MO validation set; with 90 questions it serves as a hard stress test rather than a basis for positive claims. The main budget grid is [0, 128, 192, 256, 384, 512, 640, 768, 1024, 1536]; AIME uses a longer grid up to 6144 tokens. Baselines include confidence, entropy, confidence-leap, and run-stability exits, plus DEER-style transition exit, EAT-style entropy stability, a PUMA-style convergence proxy, and TERMINATOR-light. Unless noted otherwise, CIs are question-level bootstrap intervals.

### 4.2 A Three-Regime Map

Figure 1 shows the clearest case for learning: on GSM8K with Qwen3-32B, the LearnStop-8 frontier dominates the fixed-budget frontier over a broad token range, with peak adapt gain +0.157. Table 1 places this in the primary Qwen3 picture. On post-hoc frontiers, LearnStop beats the strongest scalar baseline with paired significance on GSM8K-32B (+0.027 over entropy exit) and MATH-500-8B (+0.024), is positive but not significant on MATH-500-32B, and does not beat the strongest scalar on MMLU-Pro, AIME-90, or GPQA.

Frontier comparisons, however, understate the case for learning, because they score each policy at its own post-hoc best point. The deployment question—fix a lost-correct risk budget, then ask

Task	Model	Full Acc.	Full Tok.	Learned Peak	Best Scalar	Learned–Best Scalar	95% CI	Val.-Sel.
GSM8K	8B	0.888	1443	+0.047	Stable	+0.063 -0.017	[-0.047,+0.014]	+0.016
GSM8K	32B	0.929	1060	<b>+0.157</b>	Ent.	+0.130 <b>+0.027</b>	[ <b>+0.002,+0.053</b> ]	+0.163
MATH-500	8B	0.582	2819	+0.049	Ent.	+0.024 <b>+0.024</b>	[ <b>+0.006,+0.043</b> ]	+0.030
MATH-500	32B	0.604	2517	+0.088	Ent.	+0.082 +0.006	[-0.018,+0.031]	+0.072
MMLU-Pro	8B	0.645	1508	+0.013	Leap	+0.028 -0.015	[-0.041,+0.011]	+0.017
MMLU-Pro	32B	0.724	1182	+0.039	Conf.	+0.048 -0.009	[-0.028,+0.010]	+0.043
AIME-90	8B	0.311	7488	+0.034	Ent.	+0.055 -0.022	[-0.083,+0.039]	+0.020
AIME-90	32B	0.322	7283	+0.010	Stable	+0.026 -0.017	[-0.040,+0.003]	+0.004
GPQA	8B	0.485	2877	+0.018	Leap	+0.035 -0.017	[-0.059,+0.025]	-0.022
GPQA	32B	0.530	2535	+0.041	Conf.	+0.051 -0.010	[-0.044,+0.023]	-0.008

Table 1: Primary Qwen3 results (all learned values are LearnStop-8). Peak gain is the best post-hoc frontier point; Val.-Sel. is validation-selected test adapt gain. The paired CI compares learned stopping to the strongest scalar baseline in the row.  $N$  is 1000 for GSM8K, 500 for MATH-500, 800 for MMLU-Pro, 90 for AIME-90, and 198 for GPQA.

which policy saves more—is answered in Table 3 and summarized across all 18 settings in Figure 2, and it yields a sharper, three-regime map:

1. **Learned wins (free-form math).** All four primary Qwen3 GSM8K/MATH-500 settings, plus five of six DeepSeek-R1 math and MMLU-Pro rows, favor LearnStop under matched risk.
2. **Scalar wins (multiple choice).** On Qwen3 MMLU-Pro, calibrated confidence or entropy exits save more at the same risk, and on GSM8K with DS-R1-Llama-8B the model’s short traces make probe overhead dominate ( $-27.7$  pp).
3. **No certifiable policy (small hard sets).** On AIME-90 and GPQA, the finite-grid bound in Eq. (6) admits no aggressive threshold for *any* policy at  $\alpha = 0.15$ : with  $n_{\text{cal}} \leq 80$  the concentration term alone approaches the risk budget. The honest output of risk control on such sets is the full-thinking fallback.

Notably, the two views can disagree: on GSM8K-8B, LearnStop loses the frontier comparison ( $-0.017$ ) yet certifies  $+21.2$  pp more saving at matched risk—at the same risk budget, aggressive LearnStop thresholds pass the finite-sample certification where every scalar exit must remain conservative. Frontier rankings and deployable risk-controlled rankings are different quantities, and only the latter answers the deployment question.

### 4.3 Trajectory Structure Predicts the Regime

Why does the map look this way? For each question we classify the sequence of checkpoint correctness labels  $c_{i,0}, \dots, c_{i,m-1}$  into five trajectory types: *early-solved* (correct at both the first and the final checkpoint), *beneficial thinking* (incorrect at the first checkpoint, correct at full budget, with at most one correctness flip), *harmful overthinking* (correct at some checkpoint, incorrect at full budget), *unsolved* (never correct), and *oscillating* (incorrect at the first checkpoint, correct at full budget, with multiple correctness flips). Table 2 reports the decomposition for the primary Qwen3 settings.

The profiles align with the regimes. On GSM8K, 9.4–14.0% of questions oscillate and the mass is spread across early-solved and beneficial-thinking types; a single scalar signal is systematically fooled by oscillation (a stable-looking wrong answer, or a momentarily unstable right one), and combining confidence, entropy, and stability pays. Feature ablations confirm the complementarity

Task	Model	Early	Benef.	Harmful	Unsolv.	Oscill.
GSM8K	8B	23.8	55.6	6.2	5.0	9.4
GSM8K	32B	35.8	43.1	3.7	3.4	14.0
MATH-500	8B	20.4	32.4	4.4	37.4	5.4
MATH-500	32B	26.0	28.0	4.4	35.2	6.4
MMLU-Pro	8B	43.6	18.0	6.2	29.2	2.9
MMLU-Pro	32B	53.4	16.9	5.6	22.0	2.1
AIME-90	8B	0.0	31.1	1.1	67.8	0.0
AIME-90	32B	2.2	30.0	0.0	67.8	0.0

Table 2: Trajectory decomposition (% of questions) on primary Qwen3 settings. The profile anticipates the regime: high oscillation and mixed types favor learned stopping; a dominant early-solved mass favors a confidence exit; a dominant unsolved mass leaves nothing to save.

Task	Model	Best	Risk L/S	Total L/S	$\Delta$ Total	[95% CI]
GSM8K	32B	Ent.	.045/.060	33.8/26.5	<b>+7.4</b>	<b>[+4.3,+10.3]</b>
GSM8K	8B	Ent.	.052/.042	37.2/16.0	<b>+21.2</b>	<b>[+18.7,+23.6]</b>
MATH	32B	Ent.	.017/.007	39.9/36.6	<b>+3.2</b>	<b>[+1.0,+5.5]</b>
MATH	8B	Ent.	.030/.013	51.4/39.5	<b>+11.9</b>	<b>[+10.0,+13.9]</b>
MMLU	32B	Conf.	.035/.027	30.5/33.2	<b>-2.7</b>	<b>[-5.4,-0.1]</b>
MMLU	8B	Ent.	.044/.021	25.8/29.8	<b>-3.9</b>	<b>[-7.2,-0.8]</b>

Table 3: Matched lost-correct risk at  $\alpha = 0.15$ ,  $\delta = 0.05$ . L/S denotes LearnStop-8 / calibration-selected BestScalar (pool: confidence, entropy, confidence-leap, run-stability). Total is percent total-token saving under KV-fork accounting with a 48-token probe cap. Bold paired CIs exclude zero; positive favors LearnStop.

on GSM8K-32B: confidence-only reaches +0.088, entropy-only +0.136, stability-only +0.093, and the full feature set +0.157; no single family recovers the combination. On MMLU-Pro, by contrast, 43.6–53.4% of instances are early-solved and only 2–3% oscillate—the stopping problem reduces to recognizing an already-solved instance, which multiple-choice confidence does directly, so the learner’s extra features buy calibration overhead without new information. On AIME, 67.8% of trajectories never become correct at any budget; the dominant risk is stopping on an unsolved question, and no prefix signal, learned or scalar, can certify aggressive stopping there. The decomposition can be estimated from the same labeled probes used for calibration, so a deployer can measure which regime a workload is in before choosing a policy.

Classifier class barely matters relative to this structure: gradient boosting and an MLP edge out logistic regression on GSM8K-32B (+0.174 and +0.176 vs. +0.157), but logistic regression is best on MATH-500 and remains our default for its calibration simplicity.

#### 4.4 Matched-Risk Comparison and Its Robustness

Table 3 gives the matched-risk comparison at  $\alpha = 0.15$ ,  $\delta = 0.05$ : LearnStop-8 and BestScalar are calibrated on the same split with the same correction, and both realize test risk below target. At equal risk, LearnStop certifies 33.8–51.4% total-token savings on the four Qwen3 math settings, exceeding BestScalar by +7.4, +21.2, +3.2, and +11.9 pp; on both MMLU-Pro settings the scalar exit saves 2.7–3.9 pp more.

The conclusion is not an artifact of the  $\alpha = 0.15$  operating point. Figure 3 sweeps  $\alpha \in \{0.05, 0.10, 0.15, 0.20\}$ : at  $\alpha = 0.20$  LearnStop still leads on GSM8K-8B (+14.7 pp), MATH-500-8B (+8.0 pp), and MATH-500-32B (+6.5 pp), while GSM8K-32B and both MMLU-Pro settings become statistical ties; at  $\alpha \leq 0.10$  the concentration term forces both policies toward the fallback and

the comparison degenerates, which is itself the correct risk-controlled behavior. Appendix G.3 audits output-level proxies of recent methods under the same protocol; LearnStop is comparable to TERMINATOR-light on GSM8K-32B and slightly behind it on MATH-500-8B, consistent with the reading that the win comes from combining complementary signals rather than from any particular learner.

#### 4.5 Deployment Cost: When Overhead Eats the Savings

LearnStop is hidden-state-free, but not cost-free, and the serving regime decides whether its savings are real. We cost three regimes: *KV-fork* (the engine forks and resumes the cached prefix; probes cost only their decoded tokens), *prefix-cache* (probes re-read the prefix from cache), and *black-box API* (every probe resends and re-prefills the entire prefix). On GSM8K with Qwen3-8B, the identical policy at the identical operating point saves +32.2% of total tokens under KV-fork, saves nothing under prefix-cache (−4.3%), and *costs* 120.9% extra under the black-box regime; on MATH-500 with Qwen3-32B, whose long traces amortize probing, the same three numbers are +82.2%, +73.7%, and +46.9%. Any evaluation of probing-based exits that reports only think-token savings therefore overstates deployability; the regime must be stated.

Wall-clock cost tracks checkpoint density. On an H100 PCIe at batch size one with a 48-token answer cap, Qwen3-32B spends 3.59, 6.51, and 10.20 seconds per question at 4, 7, and 10 checkpoints (probe decoding included). Figure 4 shows the practical trade-off on GSM8K-32B: a six-checkpoint linear schedule retains 96% of the ten-checkpoint gain while cutting maximum probe overhead from 480 to 288 tokens, and a dense 14-checkpoint schedule buys +0.171 peak gain at much higher probing cost. Six linear checkpoints are the sensible default.

#### 4.6 Transfer, Robustness, and Cross-Family Checks

Transfer experiments distinguish zero-shot transfer (source classifier, source threshold), target-calibrated transfer (source classifier, target-calibrated threshold), and target-trained upper bounds. The strongest transfer runs from harder to easier math: MATH-500→GSM8K with Qwen3-32B reaches target-calibrated gain +0.179, matching or exceeding target-trained performance in the same split, and Qwen3-8B→32B on GSM8K reaches +0.184 with target calibration. Easy-to-hard transfer is weaker, transfer to AIME is unreliable, and transfer from Qwen3 to DeepSeek-R1 distillations is weak. Target-calibrated reuse within related model families is therefore cheap and effective; zero-shot portability is not.

Robustness checks are consistent with the main finding. On GSM8K-32B, sampling at temperature 0.6 over three seeds gives peak gains 0.148–0.179 against the greedy 0.157. Probe-template choice matters: a terse answer template and a no-reasoning template both preserve gains, while a brittle “the answer is” template collapses full accuracy to 0.230—the probe must be validated per model family. Concise prompting is a complementary diagnostic rather than a substitute: it improves GSM8K and MATH token cost but damages MMLU-Pro, AIME-90, and GPQA.

## 5 Discussion and Limitations

The results support a decision procedure rather than a method ranking. Given a target workload: (1) collect checkpoint probes on a small labeled set and compute the trajectory decomposition; (2) if early-solved mass dominates and oscillation is rare, deploy a calibrated confidence or entropy exit; if types are mixed and oscillation is material, deploy a learned multi-feature stopper; if unsolved mass dominates, keep the full budget; (3) calibrate the chosen policy to an explicit lost-correct risk

target with a finite-grid correction; and (4) verify that the serving stack supports prefix reuse, since without it probe overhead can reverse the savings outright.

Three limitations bound the claims. First, probe costs use capped accounting (48 tokens per probe) because raw probe completions were not logged; since math probe answers are typically a few tokens, the cap overcharges LearnStop, making the reported math savings conservative, but measured probe lengths would tighten the MMLU-Pro comparison. Second, AIME-90 and GPQA are small or difficult test sets; their negative and inconclusive rows are evidence about the limits of finite-sample certification, and conclusions about AIME-style tasks should await larger evaluations. Third, comparisons to PUMA and Thought Calibration use output-level proxies, since the former’s artifacts and the latter’s hidden-state requirement fall outside our hidden-state-free pipeline; the risk-matched audit in the appendix scopes these comparisons.

## 6 Responsible Use

Early stopping trades computation against the risk of losing correct answers and should not be enabled blindly in high-stakes settings. The lost-correct risk target should be calibrated on the target domain, monitored after deployment, and tightened where premature stopping has asymmetric consequences; systems should retain a full-thinking fallback and audit category-level risks when metadata permit.

## 7 Conclusion

We asked when learning to stop helps, and answered with a matched-risk, cost-aware comparison across 18 task–model settings. The answer is a predictable three-regime map: learned stopping certifies the largest savings on free-form math, where oscillating trajectories spread correctness evidence across complementary signals; calibrated scalar exits win on multiple-choice tasks dominated by early-solved instances; and small hard benchmarks admit no certifiable aggressive policy. Trajectory decomposition makes the regime measurable in advance, and overhead accounting determines whether certified savings survive the serving stack. Early exit is thus not a single-method race but a workload-conditional design choice: pick the simplest signal that matches the trajectory structure, calibrate it to an explicit risk budget, and cost it under the deployment regime you actually run.

LearnStop relative to scalar exits across all settings

GSM8K / DS-R1-Llama-8B	-0.053	<b>-27.7%*</b>
GSM8K / DS-R1-Qwen-7B	+0.018	-7.2%
GSM8K / Qwen3-32B	+0.028	<b>+7.4%*</b>
GSM8K / Qwen3-8B	-0.016	<b>+20.5%*</b>
MATH-500 / DS-R1-Llama-8B	-0.003	<b>+7.4%*</b>
MATH-500 / DS-R1-Qwen-7B	+0.006	<b>+7.6%*</b>
MATH-500 / Qwen3-32B	+0.004	-1.5%
MATH-500 / Qwen3-8B	+0.023	<b>+9.2%*</b>
MMLU-Pro / DS-R1-Llama-8B	-0.018	<b>+7.3%*</b>
MMLU-Pro / DS-R1-Qwen-7B	-0.002	<b>+4.5%*</b>
MMLU-Pro / Qwen3-32B	-0.013	<b>-2.7%*</b>
MMLU-Pro / Qwen3-8B	-0.013	<b>-3.9%*</b>
GPQA / DS-R1-Llama-8B	-0.047	inc.
GPQA / DS-R1-Qwen-7B	-0.005	inc.
GPQA / Qwen3-32B	-0.003	inc.
GPQA / Qwen3-8B	-0.006	inc.
AIME / Qwen3-32B	-0.010	inc.
AIME / Qwen3-8B	-0.023	inc.
	Frontier $\Delta$ gain	Risk $\Delta$ total save

Right column:  $\alpha = 0.15$ ,  $\delta = 0.05$ ; \* means paired bootstrap CI excludes zero. inc. = no informative risk-controlled ranking.

Figure 2: The 18-setting map. Left: post-hoc frontier difference (pp) between LearnStop-8 and the strongest scalar exit. Right: matched-risk total-saving difference (pp) at  $\alpha = 0.15$  against calibration-selected BestScalar; “inc.” marks settings where no aggressive policy is certifiable. Asterisks mark paired bootstrap intervals excluding zero.

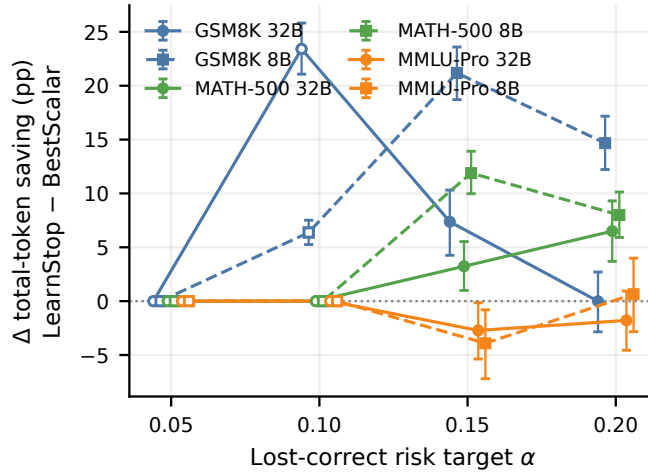


Figure 3: Matched-risk saving difference (LearnStop-8 – BestScalar, pp) across the risk-target grid on primary Qwen3 settings, with 95% paired bootstrap CIs. Open markers denote risk targets where certification is degenerate (both policies at or near the fallback). The math advantage persists at  $\alpha = 0.20$ ; it is not specific to the  $\alpha = 0.15$  operating point.

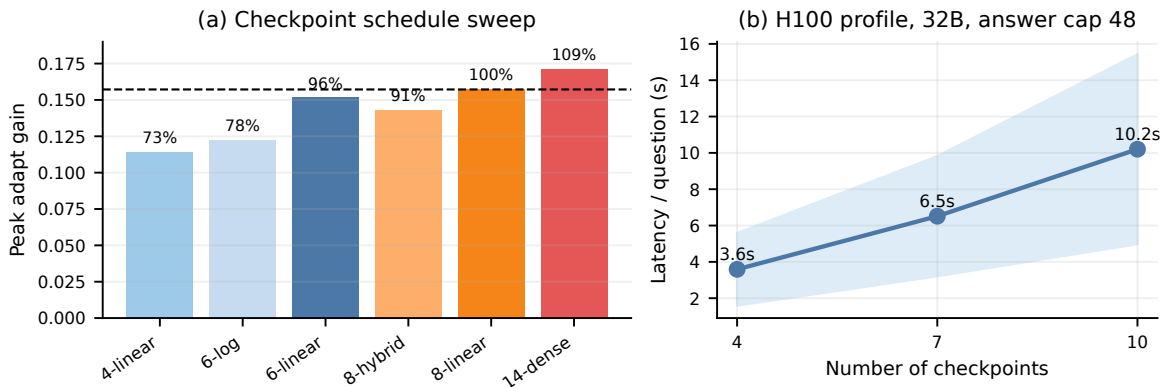


Figure 4: Deployment sensitivity on GSM8K-32B. Six linear checkpoints retain 96% of the ten-checkpoint gain; H100 per-question latency grows with the number of answer probes (Qwen3-32B, batch size one, probe decoding included).

# Appendix Overview

This appendix integrates the technical supplement into the arXiv version. It contains implementation details, feature definitions, dataset sources, complete frontier summaries, validation-selected operating points, extended proxy baselines, ablations, risk-control grids, cost profiles, transfer analyses, robustness checks, calibration diagnostics, and reproducibility notes.

## A Implementation Summary

The experiments use a unified checkpoint protocol. At each budget checkpoint, the system branches a short answer probe from the current reasoning prefix, extracts output-level features, and either stops or continues generation. The default answer cap is 48 tokens; all latency profiles that vary checkpoint count include probe answer generation under this cap. Reported confidence intervals are question-level bootstrap intervals unless stated otherwise. Peak gains summarize empirical frontiers; validation-selected gains and risk-controlled operating points are the deployment-oriented quantities. All main LearnStop results use LearnStop-8; LearnStop-10 is audit-only. Classifier scores are grouped five-fold out-of-fold by question. For risk-controlled tables, the out-of-fold predictions are split 40/60 into calibration/test partitions with seed 123; thresholds are frozen on the test split and inside bootstrap resampling. In matched-risk comparisons, BestScalar is selected on calibration data from confidence, entropy, confidence-leap, and run-stability exits.

**Cost regimes.** KV-fork assumes that an inference engine can branch a probe answer and then resume the unmodified reasoning state. Prefix-cache accounting assumes prefix reuse but additional serving overhead. Pure black-box API accounting assumes repeated prefilling and can make probing uneconomical.

**Feature definitions.** Table 4 gives the operational definitions for the eight deployment features. The two audit features, natural end-marker observed and observed thinking length, are excluded from all main learned-stopper results.

Table 4: Deployment feature definitions. All features are prefix-observable at checkpoint  $j$ .

Feature	Definition	Online?
Budget fraction	$B_j/B_{max}$ , where $B_j$ is the current checkpoint budget.	yes
Checkpoint index	$j/(m-1)$ for an $m$ -checkpoint grid.	yes
Answer logprob	Mean length-normalized log probability of the forced answer probe.	yes
Answer entropy	Mean token entropy over the forced answer probe.	yes
Previous match	Indicator that the current normalized answer matches the immediately previous checkpoint answer.	yes
Run length	Consecutive number of checkpoints up to $j$ with the same normalized answer.	yes
Prefix vote share	Fraction of checkpoints $0, \dots, j$ whose normalized answer equals the current answer.	yes
Backtracking density	Count of fixed markers divided by prefix length. The marker list is <code>wait</code> , <code>re-examine</code> , <code>alternatively</code> , <code>hold on</code> , and <code>I made an error</code> , matched case-insensitively.	

**Dataset sources.** Table 5 separates canonical benchmark citations from the actual splits or public mirrors used in our experiments. MATH-500 denotes the 500-problem held-out MATH subset used in process-supervision evaluation. AIME-90 is the Hugging Face dataset AI-MO/aimo-validation-aime: AIME 2022, 2023, and 2024; both AIME I and AIME II; problems

P1–P15 for each exam; 90 questions total. We use the dataset answer field for exact-match scoring and did not remove additional items.

Table 5: Benchmark sources and experimental splits. Canonical citations are the papers cited in the main text; the final column records the public source or loader used by the code when a concrete mirror or constructed subset matters.

Benchmark	Split / construction	N	Primary citation(s)	Data source used in code
GSM8K	1,000-question subset of the GSM8K test split used for the main experiments	1000	Cobbe et al., <i>Training Verifiers to Solve Math Word Problems</i>	Hugging Face <code>openai/gsm8k</code> test split
MATH-500	500-problem held-out MATH subset used in process-supervision evaluation	500	Hendrycks et al., <i>MATH</i> ; Lightman et al., <i>Let’s Verify Step by Step</i>	MATH-500 subset following Lightman et al.; source ID recorded in code/data release
MMLU-Pro	800-question test subset used for checkpoint probing	800	Wang et al., <i>MMLU-Pro</i>	Hugging Face TIGER-Lab/MMLU-Pro test split
GPQA-Diamond	GPQA Diamond subset with shuffled multiple-choice options and letter gold labels	198	Rein et al., <i>GPQA</i>	Hugging Face <code>Idavidrein/gpqa</code> , Diamond subset
AIME-90	AIME 2022–2024, AIME I and II, problems P1–P15 for each exam; no additional filtering	90	MAA AIME source; AI-MO validation subset	Hugging Face <code>AI-MO/aimo-validation-aime</code>

## B Full In-Distribution Frontier Summary

All LearnStop peak values in Table 6 use the eight-feature deployment classifier. The ten-feature length/end-marker classifier is reported separately only as an audit in the ablation table.

Table 6: Full in-distribution frontier summary. Peak gain is post-hoc over thresholds.

Task	Model	Full Acc.	Mean Think	LS8 Peak Gain	95% CI
GSM8K	Qwen3-8B	0.888	1443	0.046	[0.029, 0.063]
GSM8K	Qwen3-32B	0.929	1060	0.157	[0.132, 0.183]
MATH-500	Qwen3-8B	0.582	2819	0.049	[0.024, 0.073]
MATH-500	Qwen3-32B	0.604	2517	0.088	[0.056, 0.117]
MMLU-Pro	Qwen3-8B	0.645	1508	0.013	[-0.002, 0.026]
MMLU-Pro	Qwen3-32B	0.724	1182	0.039	[0.014, 0.058]
AIME	Qwen3-8B	0.311	7488	0.034	[0.004, 0.061]
AIME	Qwen3-32B	0.322	7283	0.009	[-0.006, 0.039]
GSM8K	DS-R1-Qwen-7B	0.824	207	0.092	[0.062, 0.134]
GSM8K	DS-R1-Llama-8B	0.420	165	0.000	[0.000, 0.000]
MATH-500	DS-R1-Qwen-7B	0.592	1789	0.053	[0.027, 0.092]
MATH-500	DS-R1-Llama-8B	0.332	1381	0.010	[0.003, 0.028]
MMLU-Pro	DS-R1-Qwen-7B	0.502	1666	0.027	[0.004, 0.043]
MMLU-Pro	DS-R1-Llama-8B	0.401	1632	0.003	[-0.008, 0.010]
GPQA	Qwen3-8B	0.485	2877	0.018	[-0.011, 0.042]
GPQA	Qwen3-32B	0.530	2535	0.041	[-0.002, 0.100]
GPQA	DS-R1-Qwen-7B	0.348	2730	0.020	[-0.031, 0.081]
GPQA	DS-R1-Llama-8B	0.313	2778	0.000	[-0.015, 0.015]

## C Validation-Selected Operating Points

Table 7 reports validation-selected operating points for the primary Qwen3 settings. Gain is test adapt gain relative to the fixed-budget frontier, not full-thinking accuracy retention. Full machine-readable validation-selected results for all 18 settings and implemented policies are included in the code/data archive.

Table 7: Validation-selected operating points for primary Qwen3 settings. Total is percent capped total-token saving under KV-fork accounting with a 48-token probe cap.

Task	Model	Policy	$\tau_{val}$	Gain	95% CI	Acc.	Total%
GSM8K	32B	LearnStop-8	0.665	+0.163	[+0.133,+0.191]	0.813	52.1
GSM8K	32B	Confidence	0.872	+0.094	[+0.058,+0.132]	0.552	74.7
GSM8K	32B	Entropy	-0.212	+0.154	[+0.115,+0.192]	0.798	53.6
GSM8K	32B	Stability	1.231	+0.102	[+0.075,+0.130]	0.643	64.3
GSM8K	8B	LearnStop-8	0.360	+0.016	[-0.017,+0.052]	0.422	74.8
GSM8K	8B	Confidence	0.896	-0.016	[-0.064,+0.031]	0.393	75.7
GSM8K	8B	Entropy	-0.295	-0.008	[-0.035,+0.019]	0.292	88.2
GSM8K	8B	Stability	1.231	+0.056	[+0.022,+0.090]	0.505	71.9
MATH-500	32B	LearnStop-8	0.302	+0.072	[+0.030,+0.117]	0.417	81.6
MATH-500	32B	Confidence	0.867	+0.007	[-0.031,+0.047]	0.317	91.8
MATH-500	32B	Entropy	-0.127	+0.041	[-0.004,+0.087]	0.510	66.2
MATH-500	32B	Stability	1.231	+0.043	[+0.016,+0.072]	0.357	85.5
MATH-500	8B	LearnStop-8	0.583	+0.030	[+0.001,+0.061]	0.587	48.6
MATH-500	8B	Confidence	0.974	-0.001	[-0.037,+0.035]	0.560	47.5
MATH-500	8B	Entropy	-0.056	+0.012	[-0.014,+0.038]	0.583	42.5
MATH-500	8B	Stability	5.154	+0.011	[-0.018,+0.038]	0.570	47.5
MMLU-Pro	32B	LearnStop-8	0.663	+0.043	[+0.017,+0.071]	0.644	59.4
MMLU-Pro	32B	Confidence	0.911	+0.056	[+0.028,+0.085]	0.656	60.1
MMLU-Pro	32B	Entropy	-0.219	+0.057	[+0.029,+0.086]	0.660	56.2
MMLU-Pro	32B	Stability	3.077	+0.011	[-0.008,+0.030]	0.608	59.7
MMLU-Pro	8B	LearnStop-8	0.534	+0.017	[-0.004,+0.038]	0.527	69.6
MMLU-Pro	8B	Confidence	0.987	+0.014	[-0.007,+0.036]	0.629	25.2
MMLU-Pro	8B	Entropy	-0.061	+0.012	[-0.013,+0.038]	0.617	31.2
MMLU-Pro	8B	Stability	3.077	+0.005	[-0.013,+0.022]	0.515	68.5
AIME	32B	LearnStop-8	0.192	+0.004	[-0.029,+0.041]	0.222	30.4
AIME	32B	Confidence	0.805	-0.029	[-0.079,+0.000]	0.018	80.2
AIME	32B	Entropy	-0.117	-0.029	[-0.085,+0.018]	0.204	25.7
AIME	32B	Stability	1.231	+0.000	[-0.074,+0.067]	0.037	84.6
AIME	8B	LearnStop-8	0.208	+0.020	[-0.016,+0.060]	0.222	27.8
AIME	8B	Confidence	0.907	-0.014	[-0.073,+0.040]	0.185	28.7
AIME	8B	Entropy	-0.278	+0.018	[-0.071,+0.105]	0.148	49.6
AIME	8B	Stability	1.231	+0.020	[-0.037,+0.077]	0.037	88.3
GPQA	32B	LearnStop-8	0.398	-0.008	[-0.066,+0.050]	0.412	81.1
GPQA	32B	Confidence	0.956	+0.033	[-0.027,+0.094]	0.487	48.9
GPQA	32B	Entropy	-0.159	+0.023	[-0.039,+0.085]	0.471	50.9
GPQA	32B	Stability	5.154	+0.017	[-0.020,+0.053]	0.420	61.8
GPQA	8B	LearnStop-8	0.446	-0.022	[-0.064,+0.014]	0.361	67.4
GPQA	8B	Confidence	0.804	+0.001	[-0.005,+0.008]	0.395	97.4
GPQA	8B	Entropy	-0.074	+0.011	[-0.013,+0.040]	0.429	41.2
GPQA	8B	Stability	7.231	-0.013	[-0.049,+0.020]	0.387	55.0

## D Extended Baselines

The main paper compares against scalar confidence, entropy, confidence-leap, and stability exits. The table below gives additional implemented output-level proxies for recent methods under our checkpoint protocol: DEER-style transition confidence, EAT-style entropy stability, PUMA-style convergence, and TERMINATOR-light. These are output-level proxies under a common checkpoint protocol, not exact end-to-end reproductions of every original system.

Task	Model	DEER	EAT	PUMA	TERM-light
AIME-90	Qwen3-32B	0.022	0.001	0.031	0.004
AIME-90	Qwen3-8B	0.046	0.048	0.050	0.032
GPQA	Qwen3-32B	0.049	0.035	0.050	0.005
GPQA	Qwen3-8B	0.039	0.007	0.017	0.009
GSM8K	Qwen3-32B	0.092	0.015	0.093	0.161
GSM8K	Qwen3-8B	0.007	0.001	0.065	0.062
MATH-500	Qwen3-32B	0.062	0.020	0.048	0.072
MATH-500	Qwen3-8B	0.021	0.016	0.021	0.052
MMLU-Pro	Qwen3-32B	0.045	0.024	0.026	0.025

Task	Model	DEER	EAT	PUMA	TERM-light
MMLU-Pro	Qwen3-8B	0.017	0.001	0.037	0.005

## E Feature Ablations

Task	Model	Conf.	Ent.	Conf+Ent	Stability	8 feat.	10 feat.
AIME-90	Qwen3-32B	0.006	0.008	0.015	0.010	0.009	0.016
AIME-90	Qwen3-8B	0.019	0.018	0.017	0.007	0.034	0.032
GPQA	Qwen3-32B	0.050	0.025	0.026	0.000	0.041	0.048
GPQA	Qwen3-8B	0.012	0.012	0.017	0.000	0.018	0.018
GSM8K	Qwen3-32B	0.088	0.136	0.154	0.093	0.157	0.157
GSM8K	Qwen3-8B	0.007	0.019	0.018	0.071	0.046	0.047
MATH-500	Qwen3-32B	0.063	0.072	0.065	0.055	0.088	0.086
MATH-500	Qwen3-8B	0.017	0.031	0.030	0.025	0.049	0.047
MMLU-Pro	Qwen3-32B	0.044	0.044	0.043	0.022	0.039	0.035
MMLU-Pro	Qwen3-8B	0.013	0.011	0.008	0.011	0.013	0.013

## F Classifier Class Comparison

Task	Model	Logistic	RF	GBT	MLP
AIME-90	Qwen3-32B	0.009	0.012	0.019	0.007
AIME-90	Qwen3-8B	0.034	0.035	0.018	0.028
GPQA	Qwen3-32B	0.041	0.051	0.039	0.045
GPQA	Qwen3-8B	0.018	0.018	0.013	0.008
GSM8K	Qwen3-32B	0.157	0.170	0.174	0.176
GSM8K	Qwen3-8B	0.046	0.066	0.058	0.062
MATH-500	Qwen3-32B	0.088	0.078	0.071	0.073
MATH-500	Qwen3-8B	0.049	0.045	0.035	0.042
MMLU-Pro	Qwen3-32B	0.039	0.042	0.050	0.041
MMLU-Pro	Qwen3-8B	0.013	0.027	0.035	0.031

## G Risk-Controlled Scalar Comparisons

This section expands Table 2 in the main paper. The controller uses the same calibration/test split,  $\delta = 0.05$ , finite-grid Hoeffding correction, checkpoint schedule, answer cap, and capped cost accounting for LearnStop and scalar exits. BestScalar is selected on the calibration split from confidence, entropy, confidence-leap, and run-stability exits. Confidence-leap is implemented as the single-score proxy  $\max(0, \Delta c)$  so that it fits the same single-threshold UCB framework; the original two-dimensional frontier sweep is reported only in peak-frontier comparisons. The simultaneous UCB uses  $K = 104$  candidates for LearnStop-8 and  $K = 269$  scalar policy-threshold candidates for BestScalar in the typical GSM8K setting (confidence 104, entropy 104, run-stability 11, confidence-leap 50). Full machine-readable tables for all policies and all  $\alpha$  values are included in the code/data archive.

## G.1 Eighteen-setting Compact Summary

Task	Model	LS8 Peak	Scalar Peak	$\Delta$ Peak	$\Delta$ Save <sub>0.15</sub>	[CI]	Verdict
GSM8K	Qwen3-8B	0.0465	0.0630	-0.0165	+21.2	[+18.7, +23.6]	LearnStop better
GSM8K	Qwen3-32B	0.1568	0.1296	+0.0272	+7.4	[+4.3, +10.3]	LearnStop better
MATH-500	Qwen3-8B	0.0485	0.0242	+0.0243	+11.9	[+10.0, +13.9]	LearnStop better
MATH-500	Qwen3-32B	0.0884	0.0820	+0.0064	+3.2	[+1.0, +5.5]	LearnStop better
MMLU-Pro	Qwen3-8B	0.0127	0.0279	-0.0152	-3.9	[-7.2, -0.8]	Scalar better
MMLU-Pro	Qwen3-32B	0.0388	0.0478	-0.0090	-2.7	[-5.4, -0.1]	Scalar better
AIME	Qwen3-8B	0.0338	0.0554	-0.0215	+0.0	[+0.0, +0.0]	Inconclusive
AIME	Qwen3-32B	0.0095	0.0260	-0.0165	+0.0	[+0.0, +0.0]	Inconclusive
GSM8K	DS-R1-Qwen-7B	0.0925	0.0796	+0.0129	+19.0	[+11.8, +27.3]	LearnStop better
GSM8K	DS-R1-Llama-8B	0.0000	0.0528	-0.0528	-27.7	[-35.7, -19.7]	Scalar better
MATH-500	DS-R1-Qwen-7B	0.0532	0.0540	-0.0009	+11.6	[+9.2, +14.2]	LearnStop better
MATH-500	DS-R1-Llama-8B	0.0102	0.0175	-0.0073	+8.9	[+5.9, +12.2]	LearnStop better
MMLU-Pro	DS-R1-Qwen-7B	0.0270	0.0257	+0.0014	+5.3	[+2.9, +7.5]	LearnStop better
MMLU-Pro	DS-R1-Llama-8B	0.0034	0.0191	-0.0157	+7.1	[+4.3, +9.9]	LearnStop better
GPQA	Qwen3-8B	0.0175	0.0348	-0.0173	+0.0	[+0.0, +0.0]	Inconclusive
GPQA	Qwen3-32B	0.0412	0.0512	-0.0100	+0.0	[+0.0, +0.0]	Inconclusive
GPQA	DS-R1-Qwen-7B	0.0202	0.0253	-0.0051	+0.0	[+0.0, +0.0]	Inconclusive
GPQA	DS-R1-Llama-8B	0.0000	0.0470	-0.0470	+0.0	[+0.0, +0.0]	Inconclusive

## G.2 Matched Risk-Controlled Policies at $\alpha = 0.15$

Task	Model	BestScalar	LS Risk	BS Risk	LS Save	BS Save	$\Delta$ Save [95% CI]	Verdict
GSM8K	Qwen3-32B	Entropy	0.045	0.060	33.8	26.5	+7.4 [+4.3, +10.3]	LearnStop better
GSM8K	Qwen3-8B	Entropy	0.052	0.042	37.2	16.0	+21.2 [+18.7, +23.6]	LearnStop better
MATH-500	Qwen3-32B	Entropy	0.017	0.007	39.9	36.6	+3.2 [+1.0, +5.5]	LearnStop better
MATH-500	Qwen3-8B	Entropy	0.030	0.013	51.4	39.5	+11.9 [+10.0, +13.9]	LearnStop better
MMLU-Pro	Qwen3-32B	Confidence	0.035	0.027	30.5	33.2	-2.7 [-5.4, -0.1]	Scalar better
MMLU-Pro	Qwen3-8B	Entropy	0.044	0.021	25.8	29.8	-3.9 [-7.2, -0.8]	Scalar better

## G.3 Matched-Risk Audit of Output-Level Recent-Method Proxies

The following targeted  $\alpha = 0.15$  audit covers three representative settings. These rows are common-checkpoint output-level proxies, not exact end-to-end reproductions of the original systems. The result is mixed: LearnStop is stronger than DEER/PUMA/EAT proxies in the two math settings, comparable to TERMINATOR-light on GSM8K-32B, and slightly behind TERMINATOR-light on MATH-500-8B. On MMLU-Pro, confidence remains the strongest scalar policy.

Setting	Policy	Group	Risk	Acc	Think%	Total%	$\Delta$ Save [CI]	Verdict
gsm8k_qwen3_32b	LearnStop-8	learned	0.045	0.910	55.3	33.8	--	--
gsm8k_qwen3_32b	Confidence	scalar	0.048	0.892	37.8	10.4	+23.4 [+19.9, +26.7]	LearnStop better
gsm8k_qwen3_32b	Entropy	scalar	0.060	0.890	50.8	28.9	+4.9 [+1.8, +7.8]	LearnStop better
gsm8k_qwen3_32b	Run-stability	scalar	0.037	0.912	40.9	14.0	+19.7 [+17.5, +22.0]	LearnStop better
gsm8k_qwen3_32b	Confidence-leap	scalar	0.087	0.853	27.2	-6.2	+40.1 [+35.5, +44.5]	LearnStop better
gsm8k_qwen3_32b	TERMINATOR-light	extended-proxy	0.038	0.920	55.5	33.1	+0.7 [-0.8, +2.0]	Comparable
gsm8k_qwen3_32b	DEER-style	extended-proxy	0.052	0.887	24.3	-10.8	+44.5 [+40.3, +48.6]	LearnStop better
gsm8k_qwen3_32b	PUMA-style	extended-proxy	0.060	0.888	43.5	17.8	+16.0 [+13.7, +18.3]	LearnStop better
gsm8k_qwen3_32b	EAT-style	extended-proxy	0.070	0.872	33.2	2.5	+31.3 [+27.6, +35.1]	LearnStop better
gsm8k_qwen3_32b	BestScalar(Entropy)	best-scalar	0.060	0.885	49.1	26.5	+7.4 [+4.3, +10.3]	LearnStop better
math500_qwen3_8b	LearnStop-8	learned	0.030	0.580	64.4	51.4	--	--
math500_qwen3_8b	Confidence	scalar	0.023	0.577	55.3	41.1	+10.3 [+8.4, +12.3]	LearnStop better
math500_qwen3_8b	Entropy	scalar	0.023	0.583	56.8	42.8	+8.6 [+6.8, +10.5]	LearnStop better
math500_qwen3_8b	Run-stability	scalar	0.050	0.570	61.1	47.5	+4.0 [+1.3, +6.7]	LearnStop better
math500_qwen3_8b	Confidence-leap	scalar	0.000	0.593	47.8	31.7	+19.6 [+17.1, +22.4]	LearnStop better
math500_qwen3_8b	TERMINATOR-light	extended-proxy	0.030	0.583	65.6	52.7	-1.3 [-2.2, -0.4]	Scalar better
math500_qwen3_8b	DEER-style	extended-proxy	0.003	0.590	48.8	33.0	+18.4 [+15.7, +21.3]	LearnStop better
math500_qwen3_8b	PUMA-style	extended-proxy	0.010	0.590	49.3	33.3	+18.1 [+15.5, +20.8]	LearnStop better
math500_qwen3_8b	EAT-style	extended-proxy	0.047	0.557	56.3	41.9	+9.5 [+6.7, +12.4]	LearnStop better
math500_qwen3_8b	BestScalar(Entropy)	best-scalar	0.013	0.587	54.0	39.5	+11.9 [+10.0, +13.9]	LearnStop better
mmlupro_qwen3_32b	LearnStop-8	learned	0.035	0.694	54.1	30.5	--	--
mmlupro_qwen3_32b	Confidence	scalar	0.031	0.702	58.5	37.5	-7.0 [-9.8, -4.4]	Scalar better
mmlupro_qwen3_32b	Entropy	scalar	0.037	0.694	54.5	31.8	-1.3 [-3.6, +1.0]	Comparable
mmlupro_qwen3_32b	Run-stability	scalar	0.052	0.677	49.4	20.7	+9.9 [+6.1, +13.9]	LearnStop better
mmlupro_qwen3_32b	Confidence-leap	scalar	0.031	0.694	37.9	3.2	+27.3 [+22.6, +32.4]	LearnStop better
mmlupro_qwen3_32b	TERMINATOR-light	extended-proxy	0.027	0.708	47.1	19.4	+11.2 [+7.8, +14.6]	LearnStop better
mmlupro_qwen3_32b	DEER-style	extended-proxy	0.013	0.715	37.3	3.7	+26.8 [+22.5, +31.4]	LearnStop better
mmlupro_qwen3_32b	PUMA-style	extended-proxy	0.050	0.679	46.1	15.9	+14.6 [+10.8, +18.8]	LearnStop better
mmlupro_qwen3_32b	EAT-style	extended-proxy	0.035	0.694	42.8	12.8	+17.7 [+13.8, +21.9]	LearnStop better
mmlupro_qwen3_32b	BestScalar(Confidence)	best-scalar	0.027	0.704	55.5	33.2	-2.7 [-5.4, -0.1]	Scalar better

## G.4 Primary-Setting $\alpha$ Grid

Setting	$\alpha$	BestScalar	LS Risk	BS Risk	LS Save	BS Save	$\Delta$ Save [CI]	Verdict
gsm8k_qwen3_32b	0.05	Confidence	0.000	0.000	-26.2	-26.2	+0.0 [+0.0, +0.0]	Inconclusive
gsm8k_qwen3_32b	0.10	Confidence	0.000	0.000	-2.8	-26.2	+23.4 [+21.1, +25.8]	Inconclusive
gsm8k_qwen3_32b	0.15	Entropy	0.045	0.060	33.8	26.5	+7.4 [+4.3, +10.3]	LearnStop better
gsm8k_qwen3_32b	0.20	Entropy	0.078	0.090	42.2	42.3	-0.0 [-2.8, +2.7]	Comparable
gsm8k_qwen3_8b	0.05	Confidence	0.000	0.000	-7.6	-7.6	+0.0 [+0.0, +0.0]	Inconclusive
gsm8k_qwen3_8b	0.10	Confidence	0.000	0.000	-1.2	-7.6	+6.4 [+5.3, +7.5]	Inconclusive
gsm8k_qwen3_8b	0.15	Entropy	0.052	0.042	37.2	16.0	+21.2 [+18.7, +23.6]	LearnStop better
gsm8k_qwen3_8b	0.20	Run-stability	0.098	0.083	44.9	30.2	+14.7 [+12.2, +17.2]	LearnStop better
math500_qwen3_32b	0.05	Confidence	0.000	0.000	26.4	26.4	+0.0 [+0.0, +0.0]	Inconclusive
math500_qwen3_32b	0.10	Confidence	0.000	0.000	26.4	26.4	+0.0 [+0.0, +0.0]	Inconclusive
math500_qwen3_32b	0.15	Entropy	0.017	0.007	39.9	36.6	+3.2 [+1.0, +5.5]	LearnStop better
math500_qwen3_32b	0.20	Confidence	0.070	0.067	60.9	54.4	+6.5 [+3.7, +9.3]	LearnStop better
math500_qwen3_8b	0.05	Confidence	0.000	0.000	31.7	31.7	+0.0 [+0.0, +0.0]	Inconclusive
math500_qwen3_8b	0.10	Confidence	0.000	0.000	31.7	31.7	+0.0 [+0.0, +0.0]	Inconclusive
math500_qwen3_8b	0.15	Entropy	0.030	0.013	51.4	39.5	+11.9 [+10.0, +13.9]	LearnStop better
math500_qwen3_8b	0.20	Entropy	0.080	0.057	59.5	51.5	+8.0 [+5.9, +10.1]	LearnStop better
mmlupro_qwen3_32b	0.05	Confidence	0.000	0.000	-4.7	-4.7	+0.0 [+0.0, +0.0]	Inconclusive
mmlupro_qwen3_32b	0.10	Confidence	0.000	0.000	-4.7	-4.7	+0.0 [+0.0, +0.0]	Inconclusive
mmlupro_qwen3_32b	0.15	Confidence	0.035	0.027	30.5	33.2	-2.7 [-5.4, -0.1]	Scalar better
mmlupro_qwen3_32b	0.20	Confidence	0.062	0.052	45.8	47.6	-1.8 [-4.6, +0.9]	Comparable
mmlupro_qwen3_8b	0.05	Confidence	0.000	0.000	9.9	9.9	+0.0 [+0.0, +0.0]	Inconclusive
mmlupro_qwen3_8b	0.10	Confidence	0.000	0.000	9.9	9.9	+0.0 [+0.0, +0.0]	Inconclusive
mmlupro_qwen3_8b	0.15	Entropy	0.044	0.021	25.8	29.8	-3.9 [-7.2, -0.8]	Scalar better
mmlupro_qwen3_8b	0.20	Entropy	0.087	0.065	46.9	46.3	+0.6 [-2.8, +4.0]	Comparable

## H Calibration Split Sensitivity

We repeated the  $\alpha = 0.15$  matched-risk calibration over five 40/60 calibration/test split seeds for the six primary Qwen3 settings. The sign of the LearnStop–BestScalar gap is stable: LearnStop wins in all GSM8K and MATH-500 8B splits, in four of five MATH-500 32B splits, and loses in all MMLU-Pro splits.

Setting	Policy	Mean Risk	Mean Acc	Mean Save%	Std Save%	Frac LS>BS	Mean $\Delta$
gsm8k_qwen3_8b	LearnStop-8	0.052	0.865	37.2	1.1	100%	+20.7
gsm8k_qwen3_8b	BestScalar(Entropy)	0.043	0.858	16.5	2.2	-	-
gsm8k_qwen3_8b	BestScalar(Run-stability)	0.043	0.858	16.5	2.2	-	-
gsm8k_qwen3_32b	LearnStop-8	0.046	0.904	33.7	1.7	100%	+9.9
gsm8k_qwen3_32b	BestScalar(Entropy)	0.053	0.888	23.8	4.2	-	-
math500_qwen3_8b	LearnStop-8	0.017	0.567	49.0	3.8	100%	+10.3
math500_qwen3_8b	BestScalar(Confidence)	0.008	0.571	38.8	1.7	-	-
math500_qwen3_8b	BestScalar(Entropy)	0.008	0.571	38.8	1.7	-	-
math500_qwen3_8b	BestScalar(Run-stability)	0.008	0.571	38.8	1.7	-	-
math500_qwen3_32b	LearnStop-8	0.019	0.579	38.9	3.9	80%	+3.0
math500_qwen3_32b	BestScalar(Entropy)	0.005	0.591	35.9	1.5	-	-
mmlupro_qwen3_8b	LearnStop-8	0.037	0.612	24.8	4.6	0%	-10.8
mmlupro_qwen3_8b	BestScalar(Entropy)	0.038	0.618	35.7	3.4	-	-
mmlupro_qwen3_8b	BestScalar(Confidence-leap)	0.038	0.618	35.7	3.4	-	-
mmlupro_qwen3_32b	LearnStop-8	0.033	0.691	29.7	3.0	0%	-4.4
mmlupro_qwen3_32b	BestScalar(Confidence)	0.028	0.699	34.2	1.8	-	-

## I Interpolation and Failure-Case Checks

**Fixed-budget interpolation sensitivity.** Table I checks the two primary settings where frontier claims are strongest. The sign of the LearnStop advantage does not change under nearest-, floor-, or ceiling-budget baselines.

Setting	Policy	Interpolation	Peak Gain
gsm8k_qwen3_32b	LearnStop-8	linear	+0.1568
gsm8k_qwen3_32b	LearnStop-8	nearest	+0.2190
gsm8k_qwen3_32b	LearnStop-8	floor	+0.2520
gsm8k_qwen3_32b	LearnStop-8	ceiling	+0.1370
math500_qwen3_8b	LearnStop-8	linear	+0.0485
math500_qwen3_8b	LearnStop-8	nearest	+0.0600
math500_qwen3_8b	LearnStop-8	floor	+0.0840
math500_qwen3_8b	LearnStop-8	ceiling	+0.0420

**Failure cases.** Table I lists representative held-out cases from the risk-controlled comparison. It includes LearnStop wins, scalar wins, lost-correct failures, and overhead failures; question text is omitted to keep the appendix compact, but the QIDs are included in the code/data archive.

Case	Setting	QID	LS ckpt	Scalar ckpt	Full	LS	Scalar
LearnStop wins	GSM8K/Qwen3-8B	207	5	9	1	1	1
Overhead failure	GSM8K/Qwen3-8B	924	5	5	1	1	1
Scalar wins	GSM8K/Qwen3-8B	503	5	4	1	1	1
Lost-correct	GSM8K/Qwen3-8B	39	3	1	1	0	0
Scalar wins	GSM8K/Qwen3-32B	649	8	7	1	1	1
LearnStop wins	GSM8K/Qwen3-32B	619	4	6	1	1	1
Overhead failure	GSM8K/Qwen3-32B	924	7	7	1	1	1
Lost-correct	GSM8K/Qwen3-32B	250	2	1	1	0	0
LearnStop wins	MATH-500/Qwen3-8B	193	4	9	1	1	1
Scalar wins	MATH-500/Qwen3-8B	469	4	1	1	1	1
Lost-correct	MATH-500/Qwen3-8B	373	6	3	1	0	0
LearnStop wins	MATH-500/Qwen3-32B	193	8	9	1	1	1

## J Reproducibility Manifest

The code/data archive contains processed per-question checkpoint outputs, the exact scripts used to generate the tables and figures, and the P0 revision outputs. The key settings are summarized here.

- Data: GSM8K test subset ( $N = 1000$ ), MATH-500 ( $N = 500$ ), MMLU-Pro test subset ( $N = 800$ ), GPQA-Diamond ( $N = 198$ ), and AIME-90 from AI-MO/aimo-validation-aime covering 2022–2024 AIME I/II P1–P15.
- Prompting: stop-thinking marker `</think>`; terse answer probe headed by “Final answer:”; answer cap  $A = 48$  tokens; answers are normalized by task-specific numeric or letter-extraction rules supplied in the artifact.
- Training: grouped five-fold cross-validation by question index, `StandardScaler`, logistic regression (`max_iter=1000`, `C=1.0`, `solver=lbfgs`), seed 42.
- LearnStop-8 excludes the audit-only observed-length and natural-end-marker features from the ten-feature diagnostic classifier.
- Risk calibration:  $\alpha \in \{0.05, 0.10, 0.15, 0.20\}$ ,  $\delta = 0.05$ , 40/60 calibration/test split with seed 123, finite-grid Hoeffding UCB; typical grids use  $K = 104$  for LearnStop-8 and  $K = 269$  for the BestScalar union of scalar policy–threshold pairs.
- Bootstrap: 5000 question-level percentile resamples with seed 20270207; calibrated thresholds are frozen inside the bootstrap.
- Cost accounting: KV-fork totals use thinking tokens plus 48 capped probe tokens per attempted checkpoint. Actual probe token counts were not logged, so this is a capped accounting convention.
- H100 profiling: NVIDIA H100 PCIe 80GB, HuggingFace Transformers/PyTorch/CUDA 13.1, float16 default; batch size one, answer cap 48,  $N = 50$  profiled questions, per-question latency, probe decoding included.

## K Cost and Serving Profiles

Task	Model	KV-fork	Prefix-cache	Black-box API
AIME-90	Qwen3-32B	24.0	-44.3	-198.9
AIME-90	Qwen3-8B	26.5	-38.9	-187.2
GPQA	Qwen3-32B	53.9	21.5	-64.8
GPQA	Qwen3-8B	82.2	72.8	45.9
GSM8K	Qwen3-32B	63.9	53.1	10.7
GSM8K	Qwen3-8B	32.2	-4.3	-120.9
MATH-500	Qwen3-32B	82.2	73.7	46.9
MATH-500	Qwen3-8B	52.5	21.3	-67.5
MMLU-Pro	Qwen3-32B	61.6	41.7	-18.4
MMLU-Pro	Qwen3-8B	81.7	76.7	59.8

### K.1 H100 Serving Profile

Model	Checkpoints	Mean Latency (s)	Std. (s)	Peak Mem. (GB)
Qwen3-32B	4	3.590	1.992	61.78
Qwen3-32B	7	6.514	3.301	61.78
Qwen3-32B	10	10.202	5.223	61.78
Qwen3-8B	4	3.049	0.755	15.69
Qwen3-8B	7	4.855	1.361	15.69
Qwen3-8B	10	6.624	1.938	15.69

### K.2 Checkpoint Schedule Sweep

Schedule	N	Budgets	Peak Gain	Retention	Max Overhead
4-linear	4	[0, 256, 512, 1536]	0.114	72.5	192
6-linear	6	[0, 192, 384, 512, 768, 1536]	0.151	96.3	288
6-log	6	[0, 64, 192, 512, 1024, 1536]	0.122	77.8	288
8-hybrid	8	[0, 64, 128, 256, 384, 640, 1024, 1536]	0.143	90.7	384
8-linear	8	[0, 128, 256, 384, 512, 768, 1024, 1536]	0.157	100.1	384

Schedule	N	Budgets	Peak Gain	Retention	Max Overhead
14-dense	14	[0, 64, 128, 192, 256, 320, 384, 448, 512, 640, 768, 896, 1024, 1536]	0.171	108.7	672

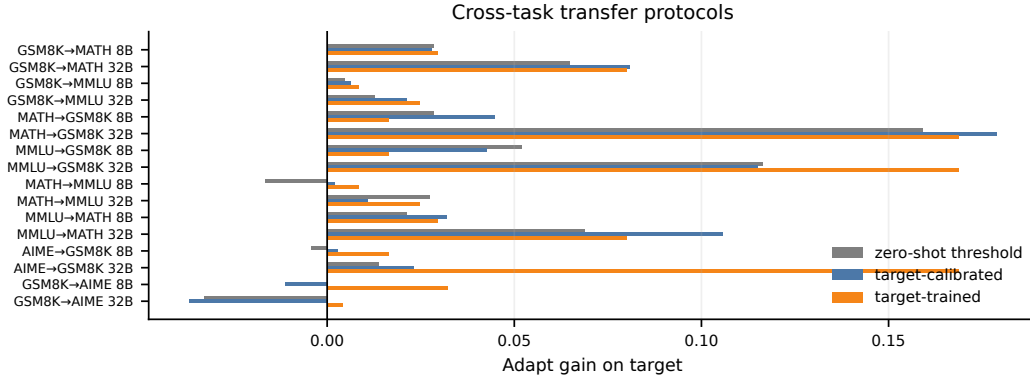


Figure 5: Transfer protocols across selected source-target pairs.

## L Transfer Protocols

Zero-shot transfer uses the source-trained classifier and the source threshold. Target-calibrated transfer uses the source-trained classifier but calibrates a threshold on target calibration data. Target-trained is the same protocol with a target-trained classifier.

Label	Type	Source In-dist	Zero-shot	Target-cal.	Target-trained
GSM8K→MATH500 8B	cross_task	0.046	0.028	0.028	0.029
GSM8K→MATH500 32B	cross_task	0.157	0.065	0.081	0.080
GSM8K→MMLU-Pro 8B	cross_task	0.046	0.005	0.006	0.008
GSM8K→MMLU-Pro 32B	cross_task	0.157	0.013	0.021	0.025
MATH500→GSM8K 8B	cross_task	0.049	0.028	0.045	0.017
MATH500→GSM8K 32B	cross_task	0.088	0.159	0.179	0.169
MMLU-Pro→GSM8K 8B	cross_task	0.013	0.052	0.043	0.017
MMLU-Pro→GSM8K 32B	cross_task	0.039	0.116	0.115	0.169
MATH500→MMLU-Pro 8B	cross_task	0.049	-0.017	0.002	0.008
MATH500→MMLU-Pro 32B	cross_task	0.088	0.028	0.011	0.025
MMLU-Pro→MATH500 8B	cross_task	0.013	0.021	0.032	0.029
MMLU-Pro→MATH500 32B	cross_task	0.039	0.069	0.106	0.080
AIME→GSM8K 8B	cross_task	0.034	-0.004	0.003	0.017
AIME→GSM8K 32B	cross_task	0.009	0.014	0.023	0.169
GSM8K→AIME 8B	cross_task	0.046	0.000	-0.011	0.032
GSM8K→AIME 32B	cross_task	0.157	-0.033	-0.037	0.004
Qwen3-8B→32B GSM8K	cross_model	0.046	0.066	0.184	0.169
Qwen3-32B→8B GSM8K	cross_model	0.157	0.046	0.068	0.017
Qwen3-8B→DSR1-7B GSM8K	cross_model	0.046	-0.001	0.004	0.085
Qwen3-8B→DSR1-Llama GSM8K	cross_model	0.046	0.000	-0.009	-0.014
Qwen3-32B→DSR1-7B GSM8K	cross_model	0.157	-0.003	0.071	0.085

## M Prompt and Decoding Robustness

Task	Model	Template	Full Acc.	Peak Gain	Mean Think
GSM8K	Qwen3-32B	terse	0.924	0.177	1052
GSM8K	Qwen3-32B	no_reasoning	0.947	0.124	1064
GSM8K	Qwen3-32B	the_answer_is	0.230	0.092	1069

### M.1 Temperature Sweep

Temp.	Seed	N	Full Acc.	Peak Gain	Note
0.0	0	1000	0.929	0.157	reference (greedy, main run)
0.6	42	500	0.920	0.148	sampled
0.6	123	500	0.928	0.157	sampled
0.6	999	500	0.938	0.179	sampled

## N Probability Calibration

Task	Model	ECE	Brier
GSM8K	Qwen3-8B	0.023	0.131
GSM8K	Qwen3-32B	0.021	0.120
MATH-500	Qwen3-8B	0.026	0.187
MATH-500	Qwen3-32B	0.018	0.199
MMLU-Pro	Qwen3-8B	0.016	0.236
MMLU-Pro	Qwen3-32B	0.026	0.194
AIME-90	Qwen3-8B	0.019	0.051
AIME-90	Qwen3-32B	0.029	0.047
GSM8K	DS-R1-Qwen-7B	0.032	0.114
GSM8K	DS-R1-Llama-8B	0.028	0.192
MATH-500	DS-R1-Qwen-7B	0.032	0.175
MATH-500	DS-R1-Llama-8B	0.036	0.145
MMLU-Pro	DS-R1-Qwen-7B	0.023	0.207
MMLU-Pro	DS-R1-Llama-8B	0.009	0.179
GPQA	Qwen3-8B	0.039	0.239
GPQA	Qwen3-32B	0.033	0.230
GPQA	DS-R1-Qwen-7B	0.072	0.218
GPQA	DS-R1-Llama-8B	0.036	0.196

## References

- [1] AI-MO. AI-MO/aimo-validation-aime: AIME validation problems. Hugging Face dataset, 2024. URL <https://huggingface.co/datasets/AI-MO/aimo-validation-aime>.
- [2] Anastasios N. Angelopoulos, Stephen Bates, Adam Fisch, Lihua Lei, and Tal Schuster. Conformal risk control. In *International Conference on Learning Representations*, 2024. URL <https://openreview.net/forum?id=33XGfHltZg>.
- [3] Karl Cobbe, Vineet Kosaraju, Mohammad Bavarian, Mark Chen, Heewoo Jun, Lukasz Kaiser, Matthias Plappert, Jerry Tworek, Jacob Hilton, Reiichiro Nakano, Christopher Hesse, and John Schulman. Training verifiers to solve math word problems. *arXiv preprint arXiv:2110.14168*, 2021. URL <https://arxiv.org/abs/2110.14168>.
- [4] DeepSeek-AI. DeepSeek-R1: Incentivizing reasoning capability in LLMs via reinforcement learning. *Nature*, 645:633–638, 2025. doi: 10.1038/s41586-025-09422-z. URL <https://doi.org/10.1038/s41586-025-09422-z>. arXiv:2501.12948.
- [5] Yichao Fu, Junda Chen, Siqi Zhu, Zheyu Fu, Zhongdongming Dai, Yonghao Zhuang, Yian Ma, Aurick Qiao, Tanya S. Rosing, Ion Stoica, and Hao Zhang. Efficiently scaling LLM reasoning programs with Certainindex. In *Advances in Neural Information Processing Systems*, 2025. URL [https://papers.nips.cc/paper\\_files/paper/2025/hash/d037fd021c9aace128b8ce25001cdb6c-Abstract-Conference.html](https://papers.nips.cc/paper_files/paper/2025/hash/d037fd021c9aace128b8ce25001cdb6c-Abstract-Conference.html).

- [6] Tingxu Han, Zhenting Wang, Chunrong Fang, Shiyu Zhao, Shiqing Ma, and Zhenyu Chen. Token-budget-aware LLM reasoning. In *Findings of the Association for Computational Linguistics: ACL 2025*, pages 24842–24855, 2025. doi: 10.18653/v1/2025.findings-acl.1274. URL <https://aclanthology.org/2025.findings-acl.1274/>.
- [7] Dan Hendrycks, Collin Burns, Saurav Kadavath, Akul Arora, Steven Basart, Eric Tang, Dawn Song, and Jacob Steinhardt. Measuring mathematical problem solving with the MATH dataset. In *Proceedings of the Neural Information Processing Systems Track on Datasets and Benchmarks (NeurIPS Datasets and Benchmarks)*, volume 1, 2021. URL <https://datasets-benchmarks-proceedings.neurips.cc/paper/2021/hash/be83ab3ecd0db773eb2dc1b0a17836a1-Abstract-round2.html>.
- [8] Hunter Lightman, Vineet Kosaraju, Yuri Burda, Harrison Edwards, Bowen Baker, Teddy Lee, Jan Leike, John Schulman, Ilya Sutskever, and Karl Cobbe. Let’s verify step by step. In *International Conference on Learning Representations*, 2024. URL <https://openreview.net/forum?id=0MD30AojCe>.
- [9] Mathematical Association of America. MAA invitational competitions: American invitational mathematics examination, 2026. URL <https://maa.org/maa-invitational-competitions/>.
- [10] Dehai Min, Giovanni Vaccarino, Huiyi Chen, Yongliang Wu, Gal Yona, and Lu Cheng. Stop when reasoning converges: Semantic-preserving early exit for reasoning models, 2026. URL <https://arxiv.org/abs/2605.17672>.
- [11] Niklas Muennighoff, Zitong Yang, Weijia Shi, Xiang Lisa Li, Li Fei-Fei, Hannaneh Hajishirzi, Luke Zettlemoyer, Percy Liang, Emmanuel Candès, and Tatsunori Hashimoto. s1: Simple test-time scaling. In *Proceedings of the 2025 Conference on Empirical Methods in Natural Language Processing*, pages 20275–20321. Association for Computational Linguistics, 2025. doi: 10.18653/v1/2025.emnlp-main.1025. URL <https://aclanthology.org/2025.emnlp-main.1025/>.
- [12] Alliot Nagle, Jakhongir Saydaliev, Dhia Garbaya, Michael Gastpar, Ashok Vardhan Makkuva, and Hyeji Kim. TERMINATOR: Learning optimal exit points for early stopping in chain-of-thought reasoning, 2026. URL <https://arxiv.org/abs/2603.12529>.
- [13] Victor Quach, Adam Fisch, Tal Schuster, Adam Yala, Jae Ho Sohn, Tommi Jaakkola, and Regina Barzilay. Conformal language modeling. In *International Conference on Learning Representations*, 2024. URL <https://openreview.net/forum?id=pzUhfQ74c5>.
- [14] Qwen Team. Qwen3 technical report, 2025. URL <https://arxiv.org/abs/2505.09388>.
- [15] David Rein, Betty Li Hou, Asa Cooper Stickland, Jackson Petty, Richard Yuanzhe Pang, Julien Dirani, Julian Michael, and Samuel R. Bowman. GPQA: A graduate-level google-proof q&a benchmark. In *First Conference on Language Modeling (COLM)*, 2024. URL <https://openreview.net/forum?id=Ti67584b98>.
- [16] Pavel Tikhonov, Ivan Oseledets, and Elena Tutubalina. Confidence leaps in LLM reasoning: Early stopping and cross-model transfer. In *Proceedings of the 19th Conference of the European Chapter of the Association for Computational Linguistics (Volume 2: Short Papers)*, pages 602–616. Association for Computational Linguistics, 2026. doi: 10.18653/v1/2026.eacl-short.43. URL <https://aclanthology.org/2026.eacl-short.43/>.
- [17] Xi Wang, James McInerney, Lequn Wang, and Nathan Kallus. Entropy after `</think>` for reasoning model early exiting, 2025. URL <https://arxiv.org/abs/2509.26522>.
- [18] Xi Wang, Anushri Suresh, Alvin Zhang, Rishi More, William Jurayj, Benjamin Van Durme, Mehrdad Farajtabar, Daniel Khashabi, and Eric Nalisnick. Conformal thinking: Risk control for reasoning on a compute budget. In *Proceedings of the 43rd International Conference on Machine Learning (ICML)*, volume 306 of *Proceedings of Machine Learning Research*, 2026. URL <https://arxiv.org/abs/2602.03814>.
- [19] Yubo Wang, Xueguang Ma, Ge Zhang, Yuansheng Ni, Abhranil Chandra, Shiguang Guo, Weiming Ren, Aaran Arulraj, Xuan He, Ziyang Jiang, Tianle Li, Max Ku, Kai Wang, Alex Zhuang, Rongqi Fan, Xiang Yue, and Wenhui Chen. MMLU-Pro: A more robust and challenging multi-task language understanding benchmark. In *Advances in Neural Information Processing Systems Datasets and Benchmarks Track*, 2024. URL [https://papers.nips.cc/paper\\_files/paper/2024/hash/ad236edc564f3e3156e1b2feafb99a24-Abstract-Datasets\\_and\\_Benchmarks\\_Track.html](https://papers.nips.cc/paper_files/paper/2024/hash/ad236edc564f3e3156e1b2feafb99a24-Abstract-Datasets_and_Benchmarks_Track.html).
- [20] Menghua Wu, Cai Zhou, Stephen Bates, and Tommi Jaakkola. Thought calibration: Efficient and confident test-time scaling. In *Proceedings of the 2025 Conference on Empirical Methods in Natural Language Processing*, 2025. URL <https://aclanthology.org/2025.emnlp-main.722/>.
- [21] Chenxu Yang, Qingyi Si, Yongjie Duan, Zheliang Zhu, Chenyu Zhu, Qiaowei Li, Minghui Chen, Zheng Lin, and Weiping Wang. Dynamic early exit in reasoning models. In *International Conference on Learning Representations*, 2026. URL <https://openreview.net/forum?id=NpU7ZXafRi>.