

LUMOS: A Semantic Operating-System Layer for Accessibility-Grounded AI Agents

Yogeswar Reddy Thota

Department of Electrical and Computer Engineering

University of Texas at Dallas

Richardson, TX, USA

YogeswarReddy.Thota@UTDallas.edu

Abstract—Current operating systems expose interfaces optimized for human users but not for AI agents. Humans benefit from pixels, icons, windows, visual grouping, mouse movement, and keyboard shortcuts; AI agents instead need compact semantic state, grounded actions, and reliable feedback. As a result, many computer-use agents are forced to interpret screenshots, OCR output, and visual crops, introducing high token costs, visual ambiguity, latency, and coordinate uncertainty. This paper introduces LUMOS (Language-Model Unified Machine-Readable Operating-System Semantics), a semantic interaction layer between AI agents and operating systems. LUMOS converts native accessibility metadata and browser UI structures into machine-readable semantic blueprints with stable identifiers, roles, names, values, bounds, and action affordances. It also supports live semantic pointer grounding by querying the UI element under or near the cursor through operating-system automation APIs. An LLM then acts through an accessibility-grounded observe-act loop using constrained visible-UI primitives rather than application-specific scripts. LUMOS does not claim to replace visual agents; instead, it reduces dependence on screenshots when operating systems already provide semantic structure. These results suggest a path toward AI-native operating systems and machine-readable interaction layers.

Index Terms—LLM agents, operating systems, UI automation, accessibility APIs, semantic blueprints, agent interfaces, semantic grounding, AI-native computing

I. INTRODUCTION

Artificial intelligence has rapidly entered software engineering, search, communication, writing, and knowledge work. Many of these deployments occur inside environments that are already text-first or API-first: command-line interfaces, programming languages, web search boxes, chat interfaces, and structured documents. In these settings, the model can often act directly on symbolic text. The same is not true for the general desktop.

For decades, mainstream operating systems such as Windows, macOS, and Linux desktop environments have optimized user interfaces for humans. The term “user interface” itself reflects this design center. A human benefits from visual grouping, color, depth, animation, iconography, spacing, and hover states. An AI agent, however, does not need a blue button to be blue in order to infer that it is clickable. It needs the button’s purpose, state, location, and permissible actions. A screenshot may contain this information, but it embeds it in a high-entropy visual representation.

Recent computer-use agents commonly rely on screenshots and visual-language models to identify controls and infer actions. This approach is powerful because it can operate on arbitrary visual surfaces. It is also expensive and brittle: the agent must parse pixels, infer UI semantics, estimate coordinates, and ignore visual decoration. Existing benchmarks show that open-ended computer tasks remain difficult for state-of-the-art agents, especially when tasks span desktop applications, operating-system state, and long-horizon workflows [1]–[3].

This paper explores a different intuition: operating systems already expose machine-readable descriptions of many visible interfaces. Accessibility and automation frameworks were originally developed for screen readers, assistive technologies, and UI testing. On Windows, Microsoft UI Automation (UIA) exposes desktop UI elements as structured objects arranged in a tree, with properties such as name, role, control type, value, bounding rectangle, and supported patterns [4], [5]. Browsers similarly expose the Document Object Model (DOM) and accessibility trees. These structures are closer to what an AI agent needs than a raw screenshot.

We propose LUMOS, a semantic blueprint layer for LLM-driven operating-system interaction. LUMOS does not attempt to replace the OS kernel or bypass the visible interface. Instead, it adds a machine-facing interaction plane over human-first software. The layer observes the current native or web UI, extracts a compact blueprint, assigns stable element identifiers, asks the LLM for a single valid action, executes that action through visible UI mechanisms, and observes again. The result is an observe-plan-act loop in which the LLM remains responsible for strategy, while LUMOS provides grounding, safety, memory, and execution.

Contributions. This paper makes four contributions:

- **Semantic operating-system layer:** a middleware that transforms native operating-system accessibility metadata into machine-readable semantic blueprints for AI agents.
- **Live semantic pointer grounding:** cursor-position-aware semantic interaction using live UI Automation queries, including ElementFromPoint-style grounding of the interface under the pointer.
- **Accessibility-grounded observe-act loops:** an alternative to screenshot/OCR-centric computer use in which the agent navigates and controls software through semantic roles, values, bounds, and structured actions.

- **Toward AI-native computing:** evidence that existing operating systems can expose a machine-readable interaction plane for AI agents without requiring applications to be redesigned.

II. MOTIVATION: HUMAN-FIRST OS, MACHINE-FIRST AGENTS

Human-centered GUI design hides system complexity behind visual metaphors. Files become icons, applications become windows, and operations become buttons, menus, and gestures. This abstraction is excellent for people, but it is not necessarily optimal for AI agents.

An LLM agent must answer questions such as: What application is active? What controls exist? Which control accepts text? What text is already present? Which action is safe? Has the previous action completed the task? A screenshot contains visual evidence for many of these questions, but not in a directly symbolic form. The model must spend tokens and compute on perception that the operating system may already know.

For example, when a cursor is over a button, operating-system and application frameworks often know the element bounds, accessible name, role, state, and supported interaction patterns. UIA exposes much of this information to automation clients. A semantic blueprint can therefore represent a window as the following compact structure:

```
A2: role=Document
    name="Text editor"
    value="hello"
    bounds=(120, 180, 900, 600)
```

This is more directly useful to an LLM than a screenshot crop of Notepad. The model can choose:

```
{"action": "type_text", "target_id": "A2",
  "text": "Hello from LUMOS"}
```

The system then performs the grounded interaction. The sweet spot is not giving the LLM unrestricted access to the machine. It is giving the LLM a safe, structured, visible, and reversible interface to what a human could see and do.

III. FROM USER INTERFACES TO AGENT INTERFACES

The history of computing interfaces can be read as a sequence of abstractions over machine operation. Command-line interfaces made computation accessible through symbolic commands. Graphical user interfaces made computation accessible through windows, icons, menus, and pointing devices. Touch interfaces reduced the distance between perception and action, while voice interfaces allowed users to express intent conversationally. Each stage expanded who could use computers by changing the interaction plane.

We argue that AI agents motivate the next stage: *agent interfaces*. An agent interface is not a replacement for the human interface. Rather, it is a parallel machine-readable plane through which an AI system can perceive available state, understand actionable structure, and request constrained

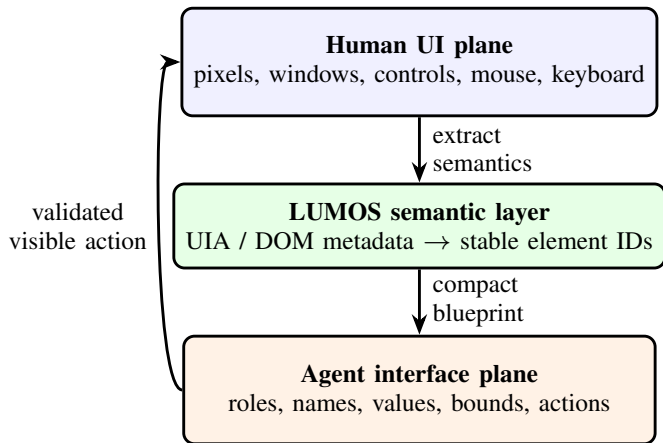


Fig. 1. Conceptual motivation. LUMOS converts a human-facing visual interface plane into a machine-readable agent interface plane without requiring the application to be redesigned.

operations. Future operating systems may therefore expose two coordinated planes:

- **Human interface plane:** windows, buttons, pixels, colors, layout, mouse movement, keyboard input, touch, and voice.
- **Agent interface plane:** semantics, accessibility trees, structured state, element roles, values, action affordances, safety policies, and machine-readable completion feedback.

LUMOS is an early prototype of the second plane. It does not require applications to be rewritten for AI agents; instead, it reuses the semantic metadata already exposed by operating systems and browsers. This positions LUMOS as a machine-native interaction layer for future AI-native computing environments.

IV. BACKGROUND

A. UI Automation and Accessibility Trees

Microsoft UI Automation is an accessibility framework that provides programmatic access to most desktop UI elements and allows assistive technologies and test scripts to inspect and manipulate interfaces [4], [6]. UIA represents elements in a tree rooted at the desktop, where application windows contain controls such as menus, buttons, edit fields, lists, and documents [5]. Each element can expose properties and control patterns describing its semantics and behavior.

The important observation for AI agents is that UIA was not designed for LLMs, yet it already approximates a symbolic interface layer. It can tell an agent that a visible region is a text box, button, list item, document, or menu, and can provide names, values, focusability, and coordinates. Similar principles hold for web interfaces, where DOM nodes and browser accessibility trees describe the functional structure of a page.

B. LLM Agents and Computer Use

LLM agents combine reasoning and action selection. ReAct demonstrated the value of interleaving reasoning traces and actions in language-model-driven decision making [7]. Computer-use benchmarks such as WebArena and OSWorld, and Mind2Web highlight the difficulty of grounding language instructions in interactive web and desktop environments [1], [2], [8]. Recent work continues to show that cross-application desktop workflows are especially challenging [3].

Many systems approach grounding through screenshots and visual-language models. Operator, Claude computer use, OmniParser, ScreenAI, UI-TARS, and Agent-S all demonstrate the importance of allowing agents to operate in human-facing interfaces [9]–[14]. LUMOS is complementary but differently positioned: it uses existing UI structure where available and reserves visual methods for cases where semantic APIs fail. This can reduce context size, improve action grounding, and make failures easier to debug. AutoGen and related multi-agent frameworks provide orchestration patterns for LLM systems [15]; LUMOS instead focuses on the operating-system interaction plane through which such agents can perceive and act.

Traditional robotic process automation is also related because it automates desktop work, but it usually depends on predesigned workflows or brittle UI scripts [16]. LUMOS targets a different layer: semantic observation and visible action primitives that an LLM can use dynamically.

V. LUMOS ARCHITECTURE

LUMOS is organized as a layered observe–plan–act system, shown in Fig. 2. In its default mode, the runtime observes semantic UI state, exposes universal visible-action primitives, and asks the LLM to choose the next step rather than dispatching a prewritten workflow.

A. Perception Layer

The perception layer reads the current system state and active interface. For native Windows applications, it queries foreground windows and UIA trees. For web pages, it queries the browser session and extracts DOM/accessibility information. The result is normalized into a blueprint with fields such as:

- element identifier, e.g., `A2` for native or `W3` for web;
- role or control type, e.g., `button`, `document`, `edit`, `menu item`;
- accessible name and current value;
- bounding rectangle or screen coordinates;
- window title, URL, and focus context;
- optional semantic hints relevant to the current goal.

The blueprint is intentionally compact. It excludes decorative visual details unless they are needed for action. This makes it cheaper to send to an LLM than a screenshot and easier to validate.

B. Live Semantic Pointer Grounding

Human users continuously combine vision with pointer position: moving the cursor over an interface reveals what object is being targeted, whether it is clickable, and what action may follow. LUMOS approximates this capability semantically. Instead of cropping the screen around the cursor and asking a vision model to infer meaning, the runtime can query the operating system for the UI Automation element at or near a screen coordinate. In Windows terms, this corresponds to `ElementFromPoint`-style grounding: a coordinate is mapped to a semantic element with a role, name, state, value provider, and bounding rectangle.

This mechanism makes the pointer itself part of the semantic interaction plane. A model or runtime can ask not only “what pixels are under the cursor?” but “what UI element is under the cursor, what does it mean, and what operations does it expose?” The result is a live bridge between physical input coordinates and machine-readable interface semantics. This is especially useful when full-window blueprints are large, when an element is ambiguous, or when the agent needs to confirm that a planned click is grounded in the intended control.

C. Planner Layer

The planner is an LLM prompted with the user goal, recent memory, and the current blueprint. It must emit a single JSON action from a constrained schema. This one-step discipline is important. It avoids hallucinated long scripts and forces the agent to re-observe after each action, similar to how a human checks the screen after clicking or typing.

D. Universal Action Schema

LUMOS exposes a small set of visible UI primitives:

- `observe`: refresh perception;
- `open_windows_search`: open the visible Windows search overlay;
- `open_app`: launch known safe applications;
- `click`, `double_click`, `drag`: interact with identified elements;
- `type_text`: type into a focused or targeted control;
- `set_text`: replace existing text rather than append;
- `press_key`: submit or navigate with keyboard input;
- `finish`: explicitly stop when the goal is satisfied.

The schema is deliberately application-neutral. A goal such as “draft an email” is represented as visible UI actions over observed controls, not as a backend mail API call.

E. Memory and Repair Layer

The memory layer tracks recent actions, failures, and text already entered. This matters because LLMs may repeatedly propose the same action or append text that should replace previous content. LUMOS records when generated text was typed into a target and can guide the model to either finish or use `set_text` for correction. It also stabilizes Windows Search handoffs: when the model opens Search with a pending query such as “outlook,” LUMOS ensures that the next step types that query into the Search overlay rather than accidentally typing email content into a stale web field.

TABLE I
POSITIONING LUMOS RELATIVE TO VISION-GROUNDED COMPUTER-USE AGENTS.

System	Examples	Interaction	Semantic Access	OCR	Pixels	Cursor Grounding
Vision-grounded agents	Operator, Claude computer use, UI-TARS	Screenshot/browser or desktop control	Inferred from pixels or model captions	Often useful or implicit	High	Typically visual/coordinate-based
Screen parsers	OmniParser, ScreenAI	Screenshot parsing and UI element detection	Predicted from visual regions	Often yes	High	Indirect through detected regions
Agent orchestration	AutoGen, Agent-S	Tool and agent coordination	Depends on tool environment	Depends on environment	Varies	Not the primary contribution
Semantic-grounded agents	LUMOS	UIA/DOM/accessibility blueprints and visible actions	Native roles, values, bounds, state	No, when semantic APIs are available	Low by default	Direct ElementFromPoint-style semantic query

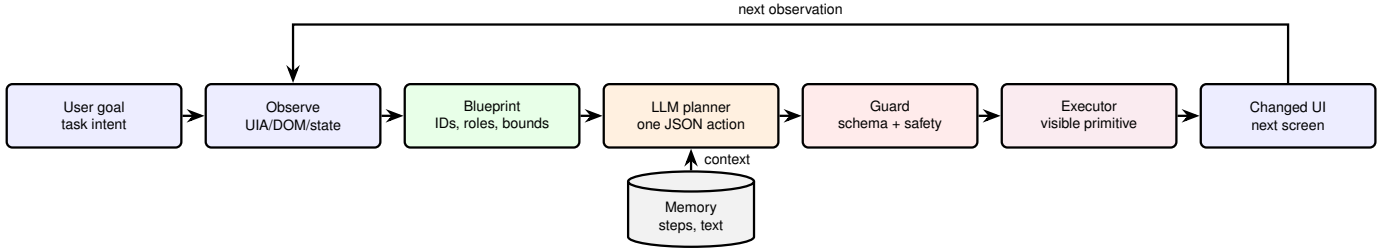


Fig. 2. End-to-end LUMOS data-flow pipeline. A user command is converted into semantic observations from UIA, DOM/accessibility trees, system state, and live pointer grounding. These are compacted into a semantic blueprint and ID map, combined with task memory, given to the LLM planner, validated through schema and safety checks, executed on the visible UI, and fed back into the next observation.

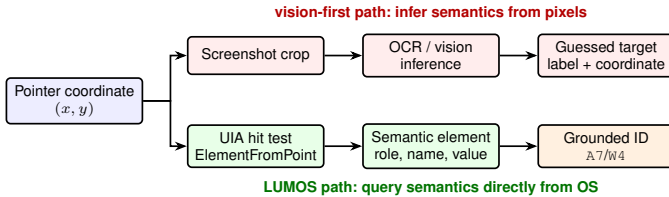


Fig. 3. Live semantic pointer grounding. LUMOS maps a physical pointer coordinate to the UI Automation element under the cursor, avoiding a screenshot-crop-and-OCR step when accessibility semantics are available.

TABLE II
COMPARISON OF INTERACTION STRATEGIES FOR AI COMPUTER INTERACTION.

Approach	Strength	Weakness	LUMOS Position
Screenshot/VLM agents	General coverage	visual Token-heavy, coordinate uncertainty	Use only when semantic state is unavailable
RPA scripts	Reliable for fixed workflows	Brittle and task-specific	Avoid scripted task logic
Direct APIs	Efficient and precise	Not always available; bypasses visible UI	Prefer visible user-equivalent actions
Semantic blueprints	Compact and grounded	Depends on accessibility quality	Primary interaction substrate

F. Safety Layer

LUMOS constrains the planner through an allowlist and confirmation policy. Potentially risky operations, such as sending an email, deleting data, or using hotkeys with destructive

effects, require explicit confirmation. System settings such as sound or display are accessed through visible settings UI rather than hidden backend APIs. This preserves the principle that the agent acts like a visible user, not an unrestricted system process.

VI. PROTOTYPE IMPLEMENTATION

The prototype is implemented in Python and runs on Windows for native desktop UI control, with browser support for web surfaces. Native observation uses Windows UI Automation through Python automation libraries. Web observation uses browser automation to extract page structure. The model client supports local or compatible LLM backends. The runtime maintains a persistent browser session for web tasks, a native blueprint for desktop windows, and a shared ID map for action grounding.

For reproducible demos on slow local hardware, the repository also includes opt-in deterministic scaffolds controlled by `LUMOS_FAST_PATHS=1`, including pre-launch, post-launch typing, finish-after-text, and search-overlay helpers. These functions are disabled by default and are documented as ablation knobs rather than hidden task bypasses. The architecture and case-study claims in this paper refer to the default observe-LLM-act mode, where the model selects task steps from the semantic blueprint and the runtime validates and executes only visible primitives.

The implementation follows three rules:

- 1) The LLM decides task strategy.
- 2) The runtime exposes only universal perception and action primitives.

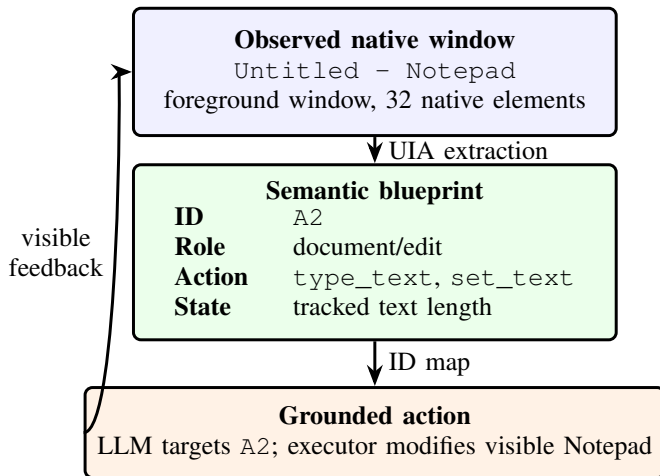


Fig. 4. Notepad blueprint extraction from the debug traces. The visible window is reduced to a compact semantic record: Notepad is foreground, the native blueprint contains the text-entry target A2, and subsequent typing or replacement actions are grounded to that identifier.

- 3) The system re-observes after actions instead of assuming success.

These rules distinguish the default LUMOS path from fixed workflow automation. The runtime may repair invalid action syntax, prevent repeated app launches, or convert append-style text entry into replacement when appropriate. Higher level task sequencing remains a planner decision over the current blueprint, and risky outcomes such as sending an email require explicit approval.

VII. CASE STUDIES

A. Opening Notepad and Writing Generated Text

The simplest demonstration is opening Notepad and asking the LLM to write content. A literal instruction such as “write a short essay about AI in three paragraphs” should not be typed verbatim. LUMOS therefore distinguishes literal text-entry goals from generated-text goals. For generated-text goals, the model must produce the content itself, while LUMOS tracks whether the content has already been entered.

This case study surfaces an important design lesson: stopping is an action. Without an explicit `finish` action, a model may continue revising, retyping, or appending. LUMOS makes completion part of the action schema, so the model can declare that the visible state satisfies the user goal.

B. Windows Search Handoff for an Outlook Query

Desktop applications may not be directly available by executable name. In such cases, a human would open Windows Search, type the app name, press Enter, and observe the result. LUMOS follows the same visible workflow. When the model emits:

```
{ "action": "open_windows_search",
  "text": "outlook" }
```

the runtime opens Search and preserves the pending query. If the next observation still shows Search, the system ensures

TABLE III
PROPOSED EVALUATION TASKS AND METRICS.

Experiment	Comparison	Metrics
Vision vs. semantic grounding	Screenshot+OCR+LLM vs. blueprint+LLM	Success, latency, tokens
Blueprint compression	Screenshot/OCR text vs. semantic blueprint	Observation size, token count
Semantic pointer latency	Cursor crop vs. UIA ElementFromPoint query	Identification latency, accuracy
Multi-step desktop tasks	Notepad, Settings, browser, File Explorer	Completion, steps, recovery

that the query “outlook” is typed and submitted before the agent proceeds. This preserves LLM intent while preventing stale web context from hijacking the next action; it is a launch-handoff mechanism, not evidence that Outlook composition workflows have been fully solved.

VIII. EVALUATION PLAN

A full evaluation should test whether semantic operating-system grounding offers measurable advantages over screenshot/OCR-centric interaction. We therefore propose four experiment families. First, vision versus semantic grounding should compare a screenshot+OCR+LLM pipeline against a LUMOS blueprint+LLM pipeline on identical tasks, measuring task success, latency, token count, observation size, and number of recovery turns. Second, blueprint compression should measure the size of raw screenshots, OCR transcripts, vision-generated screen descriptions, and LUMOS blueprints for the same UI states. Third, semantic pointer latency should compare cursor-to-screenshot-crop interpretation against cursor-to-live-UIA query for identifying the element under the pointer. Fourth, multi-step desktop tasks should evaluate whether semantic blueprints help agents remain grounded over long-horizon workflows in Notepad, Settings, browser search, File Explorer, and mail clients after those applications are validated.

The current prototype is validated with regression tests for action schema coercion, generated-text handling, text replacement, Windows Search handoff, safety checks, and blueprint refresh behavior. These tests do not replace a human-subject or benchmark evaluation, but they make the architectural claims refereeable by showing that the system separates generated content from UI actions, remembers visible text state, and repairs common model mistakes without encoding application-specific scripts.

IX. ACCESSIBILITY APIS AS COGNITIVE INFRASTRUCTURE

Accessibility APIs were originally developed to make software usable by people with diverse perceptual and motor abilities. Screen readers, switch devices, voice-control tools, and UI testing frameworks depend on the fact that interfaces can expose more than pixels. They expose roles, labels, values, states, selection, focus, and interaction patterns. LUMOS repurposes this infrastructure as a cognition layer for AI agents.

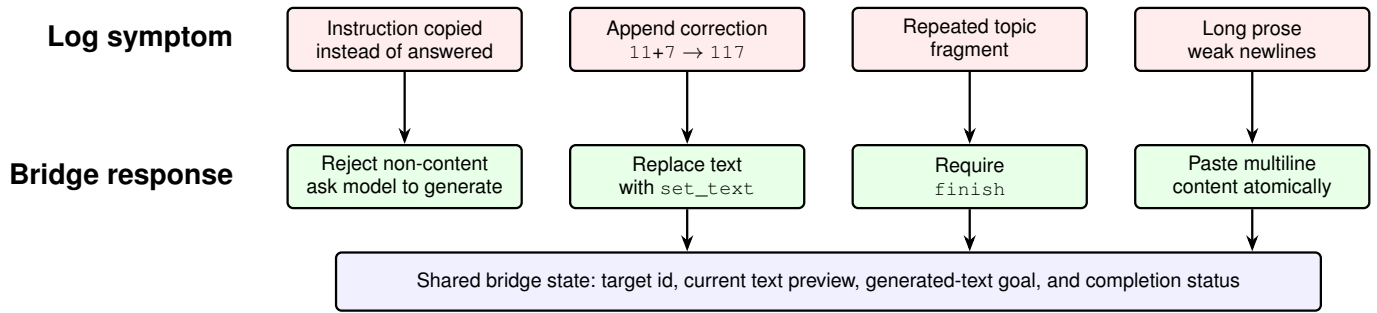


Fig. 5. Diagnostic evidence extracted from the Notepad debug logs. Early runs showed literal instruction copying, append-style corrections, repeated fragments, and character-level typing problems for long prose. LUMOS repairs these as semantic bridge failures: reject non-content, replace instead of append, require explicit completion, and paste long or multiline content through a stable text-entry path.

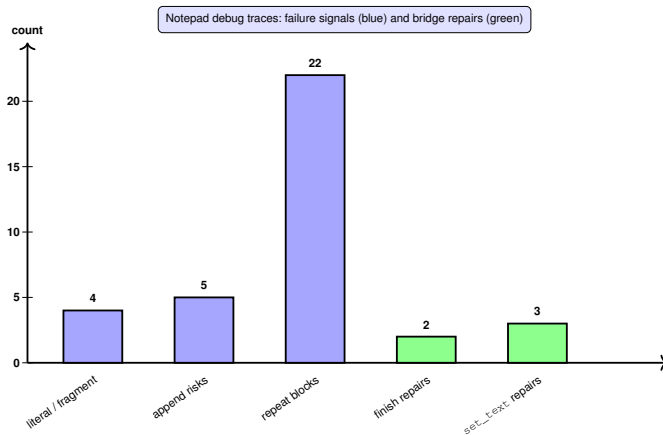


Fig. 6. Diagnostic counts extracted from the pasted Notepad development logs. They are not benchmark results; they summarize why the semantic bridge needed literal-copy rejection, append-to-replace repair, repeat guards, and explicit completion handling.

This reuse is technically important. A button’s accessible name is a compact semantic label. A text field’s value provider exposes editable state. A control pattern describes what operations are meaningful. A bounding rectangle connects semantic identity to physical coordinates. Together, these properties form a machine-readable contract between applications and external actors. In human accessibility, the external actor may be a screen reader. In AI-native computing, the external actor may be an LLM planner.

The implication is that accessibility infrastructure may become foundational for future AI-native operating systems. Rather than treating accessibility as an auxiliary compliance layer, operating systems could treat it as the core semantic substrate through which agents understand and act. This does not remove the need for human-centered design. It suggests that the same interface can support both human perception and machine cognition when exposed through parallel planes: a visual plane for people and a semantic plane for agents.

X. DISCUSSION

A. Why This is an Operating-System Problem

The long-term implication of LUMOS is that AI agents need an operating-system level interface designed for machine cognition. Current desktops provide a human-facing interface and, separately, accessibility APIs for assistive technologies. LUMOS treats those accessibility APIs as the first version of an AI-native interaction plane.

Future operating systems could expose richer semantic state directly: application intentions, available commands, reversible operations, security boundaries, user approval requirements, and task progress. Rather than asking an AI to infer everything from pixels, the OS could provide a trusted machine-readable contract for what is visible, actionable, and safe.

B. Why Not Only Screenshots?

Screenshots remain valuable when applications do not expose useful semantics. However, using screenshots as the default interface forces the model to solve perception and action grounding simultaneously. Semantic blueprints separate these concerns. The OS supplies structured state; the LLM supplies planning. This separation is easier to test, cheaper to prompt, and more aligned with security constraints.

C. Why Not Only APIs?

Direct APIs are efficient but often skip the interface the user can see. For some tasks, bypassing the visible UI may violate user expectation or safety. LUMOS favors visible UI actions because they are inspectable and reversible. When a task says “draft an email, do not send it,” the model should open the mail client, fill the draft, and stop before Send. It should not call a hidden send API.

XI. LIMITATIONS

LUMOS depends on the quality of exposed UI semantics. Some applications provide incomplete accessibility trees, ambiguous names, duplicate controls, or custom-rendered surfaces. Dynamic interfaces can change between observation and action. LLMs may still choose incorrect actions, misunderstand task completion, or require multiple recovery turns. Security remains a central concern: an AI-controlled UI

layer must prevent unintended submission, deletion, credential exposure, or privilege escalation.

The prototype also does not claim human-level autonomy. Opening Notepad and typing text is a small demonstration of the interaction model, not proof that all desktop workflows are solved. The research value is in the architecture: semantic extraction, grounded action IDs, constrained universal actions, memory, safety, and explicit completion.

The present implementation is strongest on simple text-entry and launch tasks. It can open Windows Search, carry a pending query such as an application name, submit it, and re-observe the resulting UI. The remaining workflow is still limited by the quality of the next blueprint and by the LLM’s ability to choose correct visible actions. This is why complex applications such as video editors, mail clients, and custom-rendered professional tools are not yet demonstrated as solved end-to-end. System-level operations also remain constrained: direct backend volume and brightness APIs are intentionally removed, so LUMOS must open the visible Settings UI and then identify and manipulate exposed sliders or controls, with confirmation required for risky adjustment actions. These limits point to the next engineering work: richer accessibility recovery, better state verification, robust slider/control manipulation, and broader evaluation on multi-application workflows.

XII. CONCLUSION

Human-first operating systems are visually rich but not naturally optimized for AI agents. LUMOS proposes a practical semantic interaction layer: use existing accessibility and UI automation substrates to expose machine-readable blueprints, let the LLM plan over those blueprints, ground actions through live UI state and pointer semantics, and execute only constrained visible-UI operations. This approach occupies a promising middle ground between screenshot-heavy agents, brittle task scripts, and hidden backend APIs. More broadly, LUMOS suggests that the next phase of AI-native computing may require not only smarter models, but operating systems that expose explicit agent interfaces alongside human user interfaces.

CODE AVAILABILITY

The LUMOS repository is available at <https://github.com/thotayogeswarreddy/Lumos.git>.

REFERENCES

- [1] T. Xie, D. Zhang, J. Chen, X. Li, S. Zhao, R. Cao, T. J. Hua, Z. Cheng, D. Shin, F. Lei, Y. Liu, Y. Xu, S. Zhou, S. Savarese, C. Xiong, V. Zhong, and T. Yu, “OSWorld: Benchmarking multimodal agents for open-ended tasks in real computer environments,” 2024.
- [2] S. Zhou, F. F. Xu, H. Zhu, X. Zhou, R. Lo, A. Sridhar, X. Cheng, T. Ou, Y. Bisk, D. Fried, U. Alon, and G. Neubig, “WebArena: A realistic web environment for building autonomous agents,” 2023.
- [3] J. Li, Y. Li, C. Zhao, Z. Xu, B. Hu, and M. Zhang, “WindowsWorld: A process-centric benchmark of autonomous gui agents in professional cross-application environments,” 2026.
- [4] Microsoft, “UI Automation Overview - Win32 apps,” <https://learn.microsoft.com/en-us/windows/win32/winauto/uiauto-uiautomationoverview>, accessed: 2026-06-16.
- [5] Microsoft, “UI Automation Tree Overview - Win32 apps,” <https://learn.microsoft.com/en-us/windows/win32/winauto/uiauto-treeoverview>, accessed: 2026-06-16.
- [6] Microsoft, “UI Automation - Win32 apps,” <https://learn.microsoft.com/en-us/windows/win32/winauto/entry-uiauto-win32>, accessed: 2026-06-16.
- [7] S. Yao, J. Zhao, D. Yu, N. Du, I. Shafran, K. Narasimhan, and Y. Cao, “ReAct: Synergizing reasoning and acting in language models,” in *International Conference on Learning Representations*, 2023, arXiv:2210.03629.
- [8] X. Deng, Y. Gu, B. Zheng, S. Chen, S. Stevens, B. Wang, H. Sun, and Y. Su, “Mind2Web: Towards a generalist agent for the web,” 2023.
- [9] OpenAI, “Introducing operator,” <https://openai.com/index/introducing-operator/>, 2025, accessed: 2026-06-16.
- [10] Anthropic, “Introducing computer use, a new claude 3.5 sonnet, and claude 3.5 haiku,” <https://www.anthropic.com/news/3-5-models-and-computer-use>, 2024, accessed: 2026-06-16.
- [11] Y. Lu, J. Yang, Y. Shen, and A. Awadallah, “OmniParser for pure vision based GUI agent,” 2024.
- [12] G. Baechler, S. Sunkara, M. Wang, F. Zubach, H. Mansoor, V. Etter, V. Carbune, J. Lin, J. Chen, and A. Sharma, “ScreenAI: A vision-language model for UI and infographics understanding,” 2024.
- [13] Y. Qin, Y. Ye, J. Fang, H. Wang, S. Liang, S. Tian, J. Zhang, J. Li, Y. Li, S. Huang, W. Zhong, K. Li, J. Yang, Y. Miao, W. Lin, L. Liu, X. Jiang, Q. Ma, J. Li, X. Xiao, K. Cai, C. Li, Y. Zheng, C. Jin, C. Li, X. Zhou, M. Wang, H. Chen, Z. Li, H. Yang, H. Liu, F. Lin, T. Peng, X. Liu, and G. Shi, “UI-TARS: Pioneering automated GUI interaction with native agents,” 2025.
- [14] S. Agashe, J. Han, S. Gan, J. Yang, A. Li, and X. E. Wang, “Agent S: An open agentic framework that uses computers like a human,” 2024.
- [15] Q. Wu, G. Bansal, J. Zhang, Y. Wu, B. Li, E. Zhu, L. Jiang, X. Zhang, S. Zhang, J. Liu, A. H. Awadallah, R. W. White, D. Burger, and C. Wang, “AutoGen: Enabling next-gen LLM applications via multi-agent conversation,” 2023.
- [16] W. M. P. van der Aalst, M. Bichler, and A. Heinzl, “Robotic process automation,” *Business & Information Systems Engineering*, vol. 60, no. 4, pp. 269–272, 2018.