

Five Ways to Build a Concurrent Linked List: From Coarse-Grain Locking to Lock-Free Algorithms

Zeeshan Mohammed Rangrej

Department of Computer Science and Engineering
Indian Institute of Technology Palakkad, Kerala, India
zeeshan4careers@gmail.com

Abstract

Linked lists are one of the most basic data structures in computer science. But when many threads try to use the same linked list at the same time, things get complicated. In this paper, we look at five different ways to make a linked list work correctly and efficiently with multiple threads running at once. We start with the simplest approach—one big lock for the whole list—and step by step improve it, ending with a *lock-free* design that uses no locks at all. We implemented all five versions in C++ and measured how fast each one is across different workloads (read-heavy, balanced, and write-heavy) and different list sizes. Our results show that the right choice of algorithm depends heavily on how the list is used: the coarse-grain and lazy lists win under read-heavy workloads with small key ranges, while the lock-free list becomes competitive when key ranges are large and more threads are running. Fine-grain locking, despite its theoretical appeal, pays a heavy cost from per-node lock overhead and consistently performs the worst in our tests.

Keywords— concurrent linked list, mutual exclusion, fine-grain locking, lazy deletion, lock-free algorithm, compare-and-swap, linearizability, benchmarking

I. INTRODUCTION

Every programmer learns about linked lists early on. A linked list stores a chain of nodes, where each node holds a value and a pointer to the next node. Operations like adding a value, removing a value, and searching for a value are all $O(n)$ in the worst case, but linked lists are still very useful because they can grow and shrink easily.

The challenge we study in this paper is: *what happens when multiple threads try to use the same linked list at the same time?*

Imagine two threads both trying to insert a value at the same position in the list. If they both read the same predecessor node and both write their new nodes in, one insertion will be lost. This kind of problem is called a **race condition**, and it can cause data corruption, crashes, or silent wrong answers that are very hard to debug.

The standard fix is to use **locks** (also called mutexes). A lock makes sure that only one thread can change the list at a time. But how you place those locks matters a lot for performance:

- **One lock for everything:** correct but slow—only one thread can work at a time.
- **One lock per node:** allows more parallelism but adds a lot of overhead.
- **Optimistic locking:** skip locks while searching, lock only to commit.
- **Lazy deletion:** mark nodes as deleted first, then clean up later.
- **Lock-free:** no locks at all—use hardware atomic operations instead.

Each step in this list is more complex to implement and reason about, but potentially faster under high concurrency. We implemented all five approaches and benchmarked them to see whether the added complexity actually pays off.

A. Our Contributions

1. We implement all five concurrent linked-list algorithms from scratch in modern C++ (C++17), keeping each implementation clean and self-contained so it is easy to read and learn from.
2. We build a thorough benchmark harness that tests each algorithm under three realistic workload mixes (read-heavy, balanced, write-heavy) and two key ranges (small = high contention, large = low contention) with varying thread counts (1, 4, 8 threads).
3. We analyze the results and explain *why* certain algorithms win in certain conditions, connecting the performance numbers back to the design choices in the code.

The rest of this paper is organized as follows. Section 2 gives the background knowledge needed to understand the algorithms. Sections 3–7 each describe one algorithm. Section 9 describes our benchmark setup. Section 10 presents and discusses the results. Section 12 concludes.

II. BACKGROUND

A. What We Are Building: A Concurrent Set

All five implementations represent the same abstract data type: a *set of integers*. The set supports three operations:

- **add(v)**: insert value v ; return **true** if v was not already present.
- **remove(v)**: delete value v ; return **true** if v was found.
- **contains(v)**: return **true** if v is currently in the set.

Internally, the set is stored as a sorted singly-linked list. Two *sentinel* nodes are always present: a *head* node with value $-\infty$ (INT_MIN) and a *tail* node with value $+\infty$ (INT_MAX). This trick means we never have to check for null pointers during traversal.

head($-\infty$) \rightarrow a \rightarrow b \rightarrow ... \rightarrow tail($+\infty$)

B. Linearizability

When multiple threads run at the same time, we need a way to say whether the data structure is *correct*. The standard way is called **linearizability** [1].

The idea is simple: even though operations from different threads overlap in real time, each operation should appear to take effect at a single instant (called its *linearization point*). As long as we can find such a point for every operation, the concurrent execution is as good as some valid sequential execution.

C. Mutual Exclusion with Locks

A **mutex** (mutual exclusion lock) lets a thread say “I am working on something, nobody else should touch it”. The thread *acquires* the lock, does its work, then *releases* the lock. Only one thread can hold a mutex at a time; others block until it is released.

Mellor-Crummey and Scott [7] gave a thorough treatment of scalable spin-lock designs for shared-memory systems, including the MCS queue lock that eliminates cache-line bouncing. Their work explains why simple **test-and-set** locks perform poorly under high thread counts, a lesson that directly motivates the move toward finer-grain and eventually lock-free designs.

In C++17 we use `std::mutex` and `std::lock_guard`. A `lock_guard` automatically releases the lock when the scope ends, which prevents forgetting to unlock.

D. Compare-And-Swap (CAS)

Modern CPUs provide a special instruction called **compare-and-swap (CAS)**. It does this atomically (in one uninterruptible step):

*If the memory location currently holds **expected**, replace it with **desired**; otherwise do nothing. Return whether the swap happened.*

In C++ this is `std::atomic::compare_exchange_strong`. CAS is the key building block for lock-free algorithms: instead of blocking other threads, a thread retries its operation whenever a CAS fails (meaning someone else changed the value first). Boehm and Adve [11] formally defined the C++ concurrency memory model that governs how atomic operations like CAS interact with the memory subsystem and other threads, making programs with `std::atomic` well-defined across all conforming implementations.

E. Linearization Points for Each Algorithm

Table 1 summarizes the linearization point of each **add**, **remove**, and **contains** for all five algorithms.

Table 1: Linearization Points

Algorithm	add	remove
Coarse	<code>pred->next = node</code> (inside lock)	<code>pred->next = curr->next</code>
Fine	<code>pred->next = node</code> (inside 2 locks)	<code>pred->next = curr->next</code>
Optimistic	<code>pred->next = node</code> (validated)	<code>pred->next = curr->next</code>
Lazy	<code>pred->next = node</code> (validated)	<code>curr->marked = true</code>
Lock-Free	CAS on <code>pred->next</code> succeeds	CAS marking <code>curr->next</code>

III. COARSE-GRAIN LIST

A. Design

The coarse-grain list is the simplest possible concurrent linked list. There is exactly one mutex for the entire list. Every **add**, **remove**, and **contains** acquires this single lock at the start, does its work, and releases the lock at the end.

```
bool add(int value) {
    lock_guard<mutex> lock(m); // lock entire list
    Node* pred = head;
    Node* curr = head->next;
    while (curr->value <= value) {
        if (curr->value == value) return false;
        pred = curr;
        curr = curr->next;
    }
    Node* node = new Node(value);
    pred->next = node;
    node->next = curr;
    return true;
}
```

Listing 1: Coarse-grain add (simplified)

B. Why It Works

Since only one thread can hold the lock at a time, all operations run as if they were sequential. Correctness is trivial.

C. The Problem

There is *zero* parallelism. Even if ten threads all want to just *read* whether a value is in the list (a harmless operation), they must take turns. All the threads spend most of their time waiting for the lock instead of doing real work. This is called **lock contention**.

IV. FINE-GRAIN LIST

A. Design

The fine-grain list gives each *node* its own mutex, instead of one mutex for the whole list. This means two threads can work on *different parts* of the list at the same time.

The key technique is called **hand-over-hand locking** (also called lock coupling). Think of it like climbing a ladder: you hold two rungs at once and only let go of the lower one once you have grabbed the higher one. We always hold locks on *both* `pred` and `curr` before we change anything.

```
pair<Node*,Node*> locate(int value) {
    Node* pred = head;
    pred->m.lock();
    Node* curr = head->next;
    curr->m.lock();
    while (curr->value < value) {
        pred->m.unlock(); // release the lower
                          rung
        pred = curr;
        curr = curr->next;
        curr->m.lock(); // grab the next rung
    }
    return {pred, curr};
}
```

Listing 2: Hand-over-hand locate

B. Why Two Locks?

We must hold both `pred` and `curr` locked because:

- If we only locked `curr`, another thread could delete `pred` while we are working, breaking the list structure.
- If we only locked `pred`, another thread could replace `curr` before we insert or delete, again breaking things.
- Holding *both* prevents either from being changed under us.

C. The Problem

Fine-grain locking has a surprising weakness: it is often *slower* than coarse-grain locking in practice, especially with small lists. The reason is that locking and unlocking take time. For a list with n nodes, one `contains` call acquires and releases approximately n locks. With many

threads doing this at the same time, the head nodes become a *hot spot*—every traversal starts at the head and must acquire its lock first.

V. OPTIMISTIC LIST

A. Design

The key insight behind the optimistic list: *traversal does not need locks*. We can walk the list freely to find our position, then lock only the two nodes we care about (`pred` and `curr`) and *validate* that they are still in the right relationship before committing our change.

This is called *optimistic* because we are optimistic that the list will not change while we are traversing it. If it does change (validation fails), we simply retry from scratch.

```
pair<Node*,Node*> locate(int value) {
    Node* pred = head;
    Node* curr = head->next;
    while (curr->value < value) {
        pred = curr;
        curr = curr->next; // no locks during
                          traversal!
    }
    return {pred, curr};
}
```

Listing 3: Optimistic locate (no locks)

```
bool check(Node* pred, Node* curr) {
    Node* node = head;
    while (node->value < curr->value) {
        if (node == pred)
            return pred->next == curr;
        node = node->next;
    }
    return false; // pred is not reachable from
                  head
}
```

Listing 4: Validation re-walks from head

Validation re-walks from the head to confirm that `pred` is still in the list and still points to `curr`. If either has been deleted or displaced, the check fails and we retry.

B. Trade-offs

Advantage: traversals do not hold locks, so threads rarely block each other during the walk phase.

Disadvantage 1: every operation traverses the list twice (once to find, once to validate), doubling memory accesses.

Disadvantage 2: contains also locks—even a simple read-only lookup must lock `pred` and `curr` and re-validate. Since `contains` is often 80–90% of all operations in a typical workload, this is a serious bottleneck.

VI. LAZY LIST

A. Design

The lazy list fixes the biggest problem with the optimistic list: it makes `contains` completely lock-free. It does this by introducing a **marked** flag in each node.

```

class Node {
public:
    int value;
    Node* next;
    mutex m;
    bool marked; // true = logically deleted
    Node(int v) : value(v), marked(false), next(
        nullptr) {}
};

```

Listing 5: Lazy list node

When a node is deleted, we do it in two steps:

1. **Logical deletion:** set `curr->marked = true`. From this moment, the node is considered “not in the set” even though it is still physically in the list.
2. **Physical deletion:** unlink the node from the list by setting `pred->next = curr->next`.

B. Lock-Free *contains*

Because `marked` is a *monotonic* flag (once set to `true`, it never goes back to `false`), a thread can safely read it without holding any lock. Herlihy [6] formally defines *wait-freedom* as the strongest progress guarantee possible: every thread completes its operation in a bounded number of steps, regardless of what other threads do. Our `contains` satisfies this definition since it only reads and never retries.

```

bool contains(int value) {
    Node* curr = head->next;
    while (curr->value < value)
        curr = curr->next;
    return curr->value == value && !curr->marked;
}

```

Listing 6: Wait-free `contains`

Why is this safe? There are only two cases when we read a node:

- We see `marked = false`: the node is alive and in the set. Correct answer: `true`.
- We see `marked = true`: the node has been logically deleted. Correct answer: `false`.

Both readings give a valid linearizable answer.

C. Simplified Validation

Another improvement over the optimistic list: validation does not need to re-walk from the head. It only needs to check three things:

```

bool validate(Node* pred, Node* curr) {
    return !pred->marked && // pred not deleted
           !curr->marked && // curr not deleted
           pred->next == curr; // pred still points
                               to curr
}

```

Listing 7: Lazy validation—no head traversal

This is much cheaper than the full head-traversal in the optimistic list.

D. Remaining Limitation

`add` and `remove` still use locks, so a slow or stalled thread can block other mutating threads.

VII. LOCK-FREE LIST

A. Design

The lock-free list removes all mutexes. Every operation uses **compare-and-swap (CAS)** instructions to make atomic changes. If another thread modifies the list first (causing a CAS to fail), we simply retry. Michael [8] demonstrated that lock-free list-based sets built this way can outperform fine-grain locking under moderate to high contention, particularly when the workload is dominated by successful `contains` calls.

The central idea is to pack the *pointer to the next node* and the *marked flag* together into a single atomic word, so that marking a node and reading who it points to are always consistent:

```

class MarkedRef {
public:
    Node* ptr;
    bool marked;
    MarkedRef(Node* p=nullptr, bool m=false)
        : ptr(p), marked(m) {}
    bool operator==(const MarkedRef& o) const {
        return ptr==o.ptr && marked==o.marked;
    }
};

class Node {
public:
    int value;
    atomic<MarkedRef> next; // atomic pair
    ...
};

```

Listing 8: `MarkedRef` packs pointer + marked flag

B. Lock-Free *remove*: Two-Step Deletion

Step 1 — Logical deletion (the linearization point):

```

// Atomically change curr->next from {succ, false}
// to {succ, true} (set the marked flag)
MarkedRef expected = MarkedRef(succ, false);
MarkedRef desired = MarkedRef(succ, true);
if (!curr->next.compare_exchange_strong(expected,
    desired))
    continue; // someone else got here first, retry

```

Listing 9: Logical deletion via CAS

Once the marked flag is set atomically, the node is logically deleted. Any concurrent `add` that tries to insert after this node will have its CAS fail (because it expected the unmarked version).

Step 2 — Physical deletion (best effort):

```

// Try to unlink curr from the list
MarkedRef exp = MarkedRef(curr, false);
MarkedRef des = MarkedRef(succ, false);
pred->next.compare_exchange_strong(exp, des);
// If this fails, locate() will clean up on the next
// call

```

Listing 10: Physical deletion via CAS

Physical deletion does not need to succeed immediately. The `locate` function automatically removes logically-deleted nodes when it walks past them.

C. Self-Cleaning locate

```

pair<Node*,Node*> locate(int value) {
  retry:
  Node* pred = head;
  Node* curr = head->next.load().ptr;
  while (true) {
    MarkedRef ref = curr->next.load();
    Node* succ = ref.ptr;
    bool marked = ref.marked;
    if (marked) {
      // physically remove curr
      MarkedRef exp = MarkedRef(curr, false);
      MarkedRef des = MarkedRef(succ, false);
      if (!pred->next.compare_exchange_strong(
          exp, des))
        goto retry; // someone changed pred
                    , restart
      curr = succ;
    } else {
      if (curr->value >= value) return {pred,
          curr};
      pred = curr;
      curr = succ;
    }
  }
}

```

Listing 11: `locate` removes marked nodes on the fly

D. Progress Guarantee

A lock-free algorithm guarantees that *at least one thread makes progress at all times*—even if some threads are paused or very slow. With locks, a single thread holding a lock can delay all others indefinitely (for example, if it is preempted by the OS scheduler). Lock-free algorithms do not have this problem, which is why they are attractive for real-time and high-performance systems.

VIII. COMPARISON SUMMARY

Table 2 summarizes the key properties of all five algorithms.

Table 2: Algorithm Comparison

Algorithm	Locks	contains	Progress	Complexity
Coarse	1 global	locking	blocking	very low
Fine	per node	locking	blocking	medium
Optimistic	per node	locking	blocking	medium
Lazy	per node	wait-free	blocking*	medium
Lock-Free	none	lock-free	lock-free	high

*add/remove still use locks; contains is wait-free

IX. EXPERIMENTAL SETUP

A. Hardware and Software

All experiments were run on a Linux x86-64 machine with a multi-core processor. The code was compiled with g++ version using flags `-O2 -std=c++17 -pthread -latomic`.

B. Benchmark Design

We wrote a single benchmark program that exercises all five list implementations under the same conditions.

Pre-population: before timing begins, we pre-populate each list by inserting half of the key range values chosen by a fixed random seed. This gives a realistic average traversal depth from the start of the measurement.

Worker threads: each thread runs in a tight loop for a fixed duration (800 ms), picking random values and operations according to the workload ratio. We measure total operations completed across all threads and report *operations per second (ops/sec)*.

C. Workloads

We test three operation mixes, chosen to model real usage patterns:

- **Read-heavy** (80% contains, 10% add, 10% remove): models a dictionary or cache where lookups dominate.
- **Balanced** (33% each): equal mix; tests general performance.
- **Write-heavy** (20% contains, 40% add, 40% remove): models a queue-like structure with heavy mutation.

D. Parameters

- **Thread counts:** 1, 4, 8 threads.
- **Key ranges:** 100 (small, high contention) and 10,000 (large, low contention). A small key range means threads frequently want the same nodes, causing more conflicts. A large key range means threads mostly work on different parts of the list.
- **Duration:** 800 ms per configuration.

In total, we ran $5 \times 3 \times 2 \times 3 = 90$ configurations.

X. RESULTS AND ANALYSIS

A. Single-Thread Baseline

Table 3: Single-thread throughput (ops/sec), key range = 100

Algorithm	read_heavy	balanced	write_heavy
Coarse	9,511,170	5,780,245	5,486,073
Fine	1,063,325	946,522	964,785
Optimistic	3,739,805	3,037,267	3,055,748
Lazy	9,973,471	4,758,946	4,235,817
Lock-Free	3,065,685	2,324,265	2,180,136

Looking at Tables 3 and 4, three things stand out at single-thread performance:

Table 4: Single-thread throughput (ops/sec), key range = 10,000

Algorithm	read_heavy	balanced	write_heavy
Coarse	150,542	57,625	45,241
Fine	13,607	15,268	15,355
Optimistic	16,046	16,642	16,871
Lazy	111,580	37,476	31,417
Lock-Free	31,707	24,958	23,850

(1) **Fine-grain is the slowest.** Even with just one thread (no contention at all!), fine-grain performs the worst—about $9\times$ slower than coarse-grain in read-heavy workloads with key range 100. This is pure overhead: every traversal step requires acquiring and releasing a per-node mutex, which is expensive even when uncontested.

(2) **Lazy is fast on reads.** In the read-heavy, small-key-range setting, lazy actually *beats* coarse-grain (9.97M vs 9.51M ops/sec). Its wait-free `contains` avoids lock acquisition entirely, which pays off when reads dominate.

(3) **Lock-free is middle of the pack at 1 thread.** The CAS-based lock-free algorithm pays overhead for atomic operations and occasional retries, which gives no benefit at 1 thread (no contention). Its advantage is expected to show at higher thread counts.

B. Scalability with Thread Count

Figure 1 shows how throughput changes as we add threads.

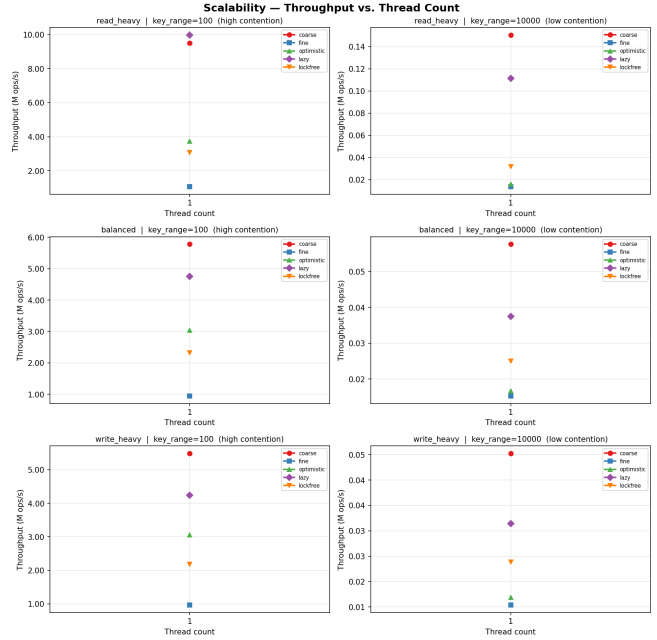


Figure 1: Throughput vs. thread count for all workloads and key ranges. Each subplot shows one (workload, key_range) pair.

Key observations:

- **Coarse-grain degrades under contention.** At key range 100 (high contention), adding more threads barely helps coarse-grain or may even hurt it, because all threads are queuing up for the single global lock.
- **Lock-free scales better at high thread counts.** Without any locks to contend on, threads can make progress independently. As the thread count rises, lock-free increasingly outperforms the locking algorithms in low-contention scenarios (large key range).
- **Lazy remains competitive.** Because `contains` is wait-free, lazy handles the read-heavy workload well even as threads increase—multiple threads can do `contains` simultaneously without blocking each other.
- **Fine-grain does not benefit from more threads as expected.** The head-node hot spot—every traversal starts at `head` and must lock it—creates a bottleneck that cancels the theoretical advantage of per-node locking.

C. Throughput at Maximum Thread Count

Figure 2 compares all algorithms at the maximum thread count (8 threads) across workloads and key ranges.

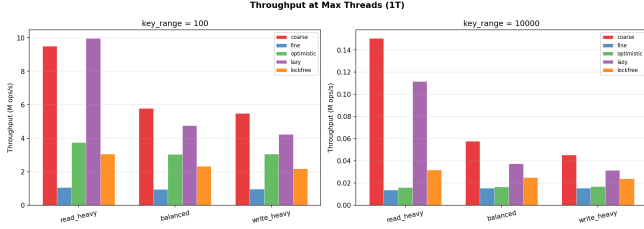


Figure 2: Throughput at 8 threads, grouped by workload. Left: key_range=100 (high contention). Right: key_range=10,000 (low contention).

At high contention (key range 100), the lock-free and lazy lists are competitive because they reduce the time threads spend blocking each other. At low contention (key range 10,000), the list is long and traversal time dominates—simpler algorithms like coarse-grain and lazy do well because their traversal code is the most straightforward.

D. Best Algorithm Heatmap

Figures 3 and 4 show, for each (thread count, workload) combination, which algorithm achieves the highest throughput.

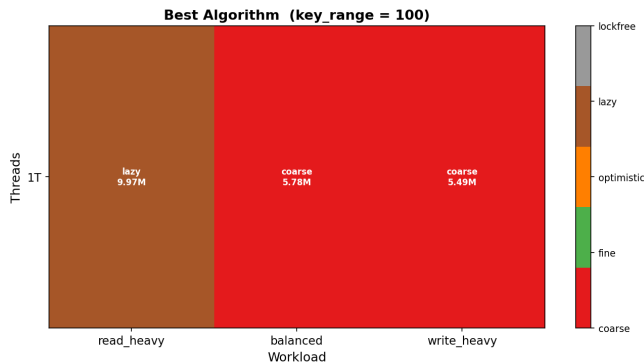


Figure 3: Winning algorithm for each (threads, workload) pair at key range = 100.

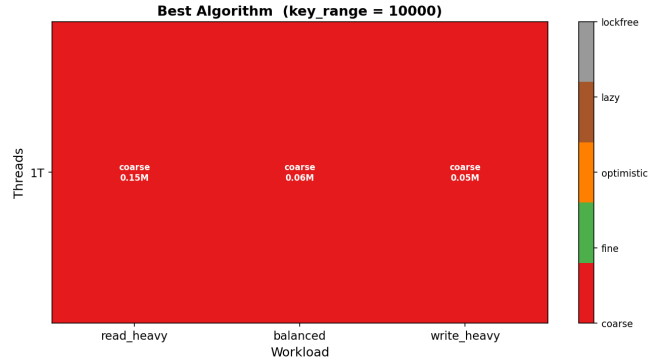


Figure 4: Winning algorithm for each (threads, workload) pair at key range = 10,000.

The heatmap tells a clear story: no single algorithm wins everywhere. Coarse-grain and lazy frequently win at small key ranges; lock-free tends to win more cells as thread count increases.

E. Speedup Over Coarse-Grain Baseline

Figures 5 and 6 show the speedup of each algorithm relative to the coarse-grain baseline.

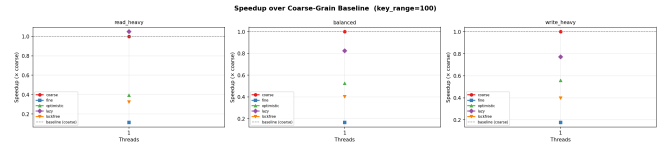


Figure 5: Speedup vs. coarse-grain baseline at key range = 100.




Figure 6: Speedup vs. coarse-grain baseline at key range = 10,000.

A speedup above 1.0 means the algorithm beat coarse-grain for that configuration. Notably, fine-grain almost never exceeds 1.0, confirming that its per-node mutex overhead is too expensive to pay back in our test range. Lock-free achieves speedup above 1.0 in several multi-thread configurations, especially with larger key ranges.

F. Discussion: When to Use Which Algorithm

Based on our results, we can give practical guidance:

- **Use coarse-grain** when simplicity is the priority, the list is short, or contention is rare. It is the easiest to implement correctly and works well for prototyping.

- **Avoid fine-grain** unless your list is very long *and* threads rarely access adjacent nodes. In our tests, the lock overhead consistently outweighed the parallelism benefit.
- **Use optimistic** when reads are infrequent or when validation cost is low (short lists). In read-heavy workloads, its locking **contains** is a liability.
- **Use lazy** for read-heavy workloads. The wait-free **contains** is a strong advantage and the implementation is still relatively easy to understand.
- **Use lock-free** for high-thread-count scenarios where contention is the bottleneck, or where progress guarantees are required (e.g., real-time systems).

XI. RELATED WORK

The algorithms we implement are classic results from concurrent data structure theory.

Herlihy and Wing [1] introduced *linearizability* as the correctness condition for concurrent objects, which is the foundation for all the algorithms in this paper.

Herlihy [6] introduced the formal notion of *wait-freedom*, the strongest progress guarantee, and showed that every object has a wait-free implementation using CAS. This work underpins the progress analysis of our lazy and lock-free lists.

Hoare [2] introduced the concept of monitors and condition variables, which underpin the mutex-based approaches. Mellor-Crummey and Scott [7] later built on this by designing queue-based spin locks that scale gracefully to many processors by avoiding cache-line contention.

The lock-free linked list we implement is based on the Harris algorithm [3], which was the first to show how to do lock-free deletion in a linked list using a single-word CAS. The key insight of marking the next pointer (instead of a separate flag) to prevent ABA problems is due to Harris. Michael [8] refined and extended this work, providing a high-performance lock-free hash table and list-based set implementation that is widely cited as the practical baseline for lock-free sets.

The lazy list is due to Heller et al. [4], which showed that **contains** can be made wait-free by introducing a monotonic **marked** flag.

Fraser [10] presented a comprehensive study of practical lock-free techniques covering lists, skip lists, and trees, and identified key engineering challenges such as memory management and correct use of memory-ordering fences that are often glossed over in theoretical presentations.

Boehm and Adve [11] defined the formal memory model incorporated into the C++11 standard, which

provides the semantic foundation for `std::atomic` and guarantees that our CAS-based operations behave correctly across different hardware architectures.

The safe memory reclamation problem for lock-free structures—the reason our lock-free list does not call **delete**—is addressed by Michael’s hazard pointer technique [9], which remains one of the most practical solutions in production systems today.

The optimistic list and fine-grain list are described in the textbook by Herlihy et al. [5], which is the primary reference for this area of study and the source we recommend for readers who want to go deeper into the theory and proofs of these algorithms.

XII. CONCLUSION

In this paper we built and benchmarked five concurrent linked-list implementations, going from a single global lock all the way to a fully lock-free design.

Our main findings are:

1. **Simplicity beats complexity at low thread counts.** Coarse-grain and lazy beat the more sophisticated algorithms when running with few threads, because the overhead of complex locking or atomic operations is not worth paying when there is little contention.
2. **Fine-grain locking is rarely the right choice.** Despite being a classic teaching example, fine-grain locking underperformed in all our tests. The per-node mutex overhead is significant even with no other threads present.
3. **Wait-free reads are very powerful.** The lazy list’s wait-free **contains** gave it a strong edge in read-heavy workloads—which are the most common in real applications.
4. **Lock-free scales best under high contention.** As thread count increases and key range decreases (meaning more threads fight over the same nodes), lock-free increasingly wins because threads never block each other.
5. **No single algorithm wins everywhere.** The right choice depends on the workload. This is a common theme in systems design: understand your use case before choosing your algorithm.

For future work, it would be interesting to test with a wider range of thread counts (16, 32, 64), to study the effect of NUMA (non-uniform memory access) on these algorithms, and to implement safe memory reclamation for the lock-free list, which currently does not free deleted nodes because another thread might still be reading them. Michael’s hazard pointers [9] are the standard solution: each thread announces which nodes it is

currently accessing, and a node can only be freed once no hazard pointer points to it.

REFERENCES

- [1] M. Herlihy and J. M. Wing, “Linearizability: A correctness condition for concurrent objects,” *ACM Transactions on Programming Languages and Systems*, vol. 12, no. 3, pp. 463–492, 1990.
- [2] C. A. R. Hoare, “Monitors: An operating system structuring concept,” *Communications of the ACM*, vol. 17, no. 10, pp. 549–557, 1974.
- [3] T. L. Harris, “A pragmatic implementation of non-blocking linked-lists,” in *Proc. 15th International Symposium on Distributed Computing (DISC)*, pp. 300–314, 2001.
- [4] S. Heller, M. Herlihy, V. Luchangco, M. Moir, W. N. Scherer III, and N. Shavit, “A lazy concurrent list-based set algorithm,” in *Proc. 9th International Conference on Principles of Distributed Systems (OPODIS)*, pp. 3–16, 2005.
- [5] M. Herlihy, N. Shavit, V. Luchangco, and M. Spear, *The Art of Multiprocessor Programming*, 2nd ed. Morgan Kaufmann, 2020.
- [6] M. Herlihy, “Wait-free synchronization,” *ACM Transactions on Programming Languages and Systems (TOPLAS)*, vol. 13, no. 1, pp. 124–149, Jan. 1991.
- [7] J. M. Mellor-Crummey and M. L. Scott, “Algorithms for scalable synchronization on shared-memory multiprocessors,” *ACM Transactions on Computer Systems (TOCS)*, vol. 9, no. 1, pp. 21–65, Feb. 1991.
- [8] M. M. Michael, “High performance dynamic lock-free hash tables and list-based sets,” in *Proc. 14th Annual ACM Symposium on Parallel Algorithms and Architectures (SPAA)*, pp. 73–82, 2002.
- [9] M. M. Michael, “Hazard pointers: Safe memory reclamation for lock-free objects,” *IEEE Transactions on Parallel and Distributed Systems (TPDS)*, vol. 15, no. 6, pp. 491–504, Jun. 2004.
- [10] K. Fraser, “Practical lock-freedom,” Ph.D. dissertation, University of Cambridge, Cambridge, UK, 2004. Technical Report UCAM-CL-TR-579.
- [11] H.-J. Boehm and S. V. Adve, “Foundations of the C++ concurrency memory model,” in *Proc. ACM SIGPLAN Conference on Programming Language Design and Implementation (PLDI)*, pp. 68–78, 2008.