

A Wideband Millimeter-wave Receiver at 210–350 GHz for LMT-FINER

Haoran Kang^a, Takafumi Kojima^a, Takeshi Sakai^b, Yoichi Tamura^c, Shun Ishii^{a,g}, Akio Taniguchi^d, Masato Hagimoto^c, Masato Kato^c, Taku Nakajima^e, Tai Oshima^a, Sho Masui^a, and Issei Watanabe^f

^aNational Astronomical Observatory of Japan, 2-21-1 Osawa, Mitaka, Tokyo 181-8588, Japan

^bThe University of Electro-Communications, 1-5-1 Chofugaoka, Chofu, Tokyo 182-8585, Japan

^cNagoya University, Furocho, Chikusa-ku, Nagoya, Aichi 464-8602, Japan

^dKitami Institute of Technology, 165 Koen-cho, Kitami, Hokkaido 090-8507, Japan

^eSuwa University of Science, 5000-1 Toyohira, Chino, Nagano 391-0292, Japan

^fNational Institute of Information and Communications Technology, 4-2-1 Nukui-Kitamachi, Koganei, Tokyo 184-8795, Japan

^gThe Graduate University for Advanced Studies (SOKENDAI), 2-21-1 Osawa, Mitaka, Tokyo 181-8588, Japan

ABSTRACT

The Far-Infrared Nebular Emission Receiver (FINER) project is developing two wideband dual-polarization sideband-separating receivers covering 120–210 GHz and 210–350 GHz to efficiently identify high-redshift galaxy candidates in the early universe. Based on high-critical-current-density superconductor–insulator–superconductor mixer technology originally developed for the ALMA wideband sensitivity upgrade, the FINER receivers are designed to provide an intermediate-frequency bandwidth of 3–21 GHz per sideband and per polarization, approximately five times wider than the current ALMA specifications. After installation on the Large Millimeter Telescope, these receivers are expected to offer highly efficient spectral-scanning capability among (sub)millimeter-wave facilities in the northern-hemisphere.

This paper reports the initial laboratory characterization of the 210–350 GHz receiver. The measured single-sideband receiver noise temperature is approximately 100 K over most of the radio-frequency band. Digital sideband separation was also demonstrated using a wideband spectrometer array (DRS4), achieving an image rejection ratio of around 20 dB in the initial tests. These results represent an important step toward the realization of a wideband spectral-scanning receiver system for FINER.

Keywords: Millimeter and submillimeter wavelengths, Heterodyne receiver, Wideband

1. RECEIVER NOISE TEMPERATURE PERFORMANCE

The key wideband waveguide components for the 210–350 GHz receiver were reported at this conference two years ago;¹ therefore, their details are not repeated here. The present proceeding focuses on the initial laboratory characterization of this receiver, including the receiver noise temperature and image rejection ratio (IRR).

For the wideband superconductor–insulator–superconductor (SIS) mixer, we employ high-critical-current-density (high- J_c) SIS junction technology. The low resistance of high- J_c SIS junctions enables the radio-frequency (RF) and intermediate-frequency (IF) bandwidths to be extended toward wider frequency coverage.^{2–5} We then measured the double-sideband (DSB) receiver noise temperature of the 210–350 GHz mixer. A typical measurement result, averaged over an IF bandwidth of 4–20 GHz, is shown in Fig. 1. The SIS mixer showed an average DSB noise temperature of approximately 40–55 K over an local oscillator (LO) frequency range of

Further author information: (Send correspondence to H.K.)

H.K: E-mail: haoran.kang@nao.ac.jp

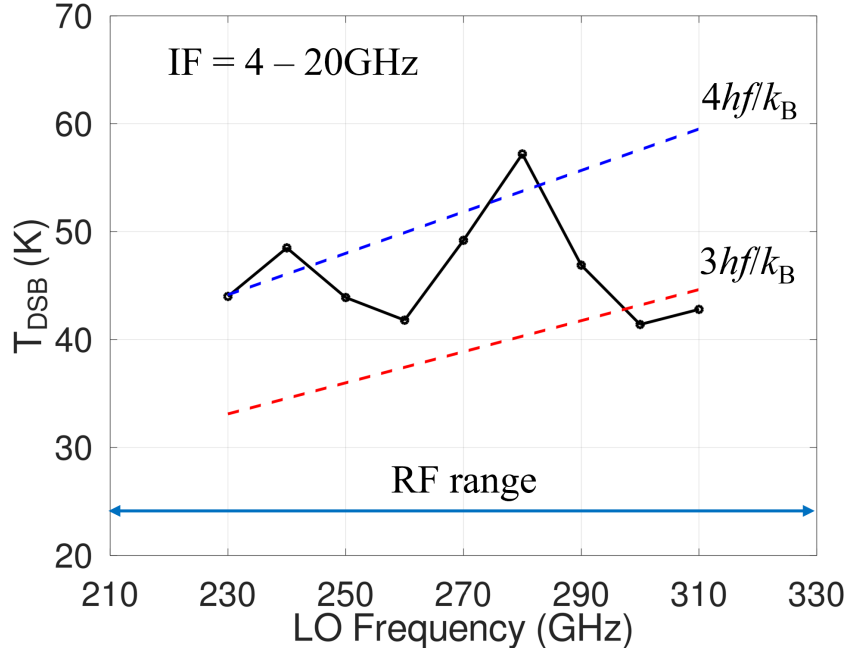


Figure 1. Measured double-sideband (DSB) receiver noise temperature of the 210–350 GHz mixer for Far-Infrared Nebular Emission Receiver (FINER) as a function of local oscillator (LO) frequency.

230–310 GHz, corresponding to about three to four times the quantum limit over an RF range of 210–330 GHz. Measurements above an RF frequency of 330 GHz were not performed mainly because of the frequency limitation of the tunable filter in the current LO chain, and it will be updated.

We further evaluated the receiver noise temperature in sideband-separating (2SB) configuration over the same LO frequency range as the DSB measurement, from 230 to 310 GHz. Overall, the measured single-sideband (SSB) receiver noise temperature was approximately 100–120 K, which is consistent with the DSB receiver noise temperature results. Fig.2 shows a representative SSB noise temperature result measured at an LO frequency of 246 GHz for single polarization. The blue and red curves correspond to the lower sideband (LSB) and upper sideband (USB) respectively.

The shaded regions in Fig.2 indicate the current ALMA IF bandwidth of 4–8 GHz. Within this IF range, the FINER receiver shows a comparable noise temperature of current ALMA receivers, but more importantly, the receiver shows an excellent noise temperature over a much wider IF bandwidth of 4–20 GHz, which is four times wider than the current ALMA IF coverage.⁶ The noise temperature below IF frequencies of 4 GHz is degraded, mainly due to the noise contribution from the current LO chain. The receiver noise temperature above IF frequencies of 20 GHz was not evaluated in this noise temperature measurement, because the spectrum analyzer used for this measurement was limited to 20 GHz.

Although this receiver is designed for dual-polarization operation, only the results for a single polarization are presented in this proceeding. This is because the present experiment was performed using one wideband spectrometer array (DRS4), which can process the DC–10.24 GHz and 10.24–20.48 GHz IF signals for the two sidebands of a single polarization.⁷ Characterization of the second polarization is currently in progress, and the results will be reported in a future publication.

2. SIDEBAND SEPARATION PERFORMANCE

In a 2SB receiver, imperfections in the amplitude and phase balance of the analog RF and IF components cause leakage between the USB and LSB signals, which limits the IRR. Conventional 2SB receivers at this frequency

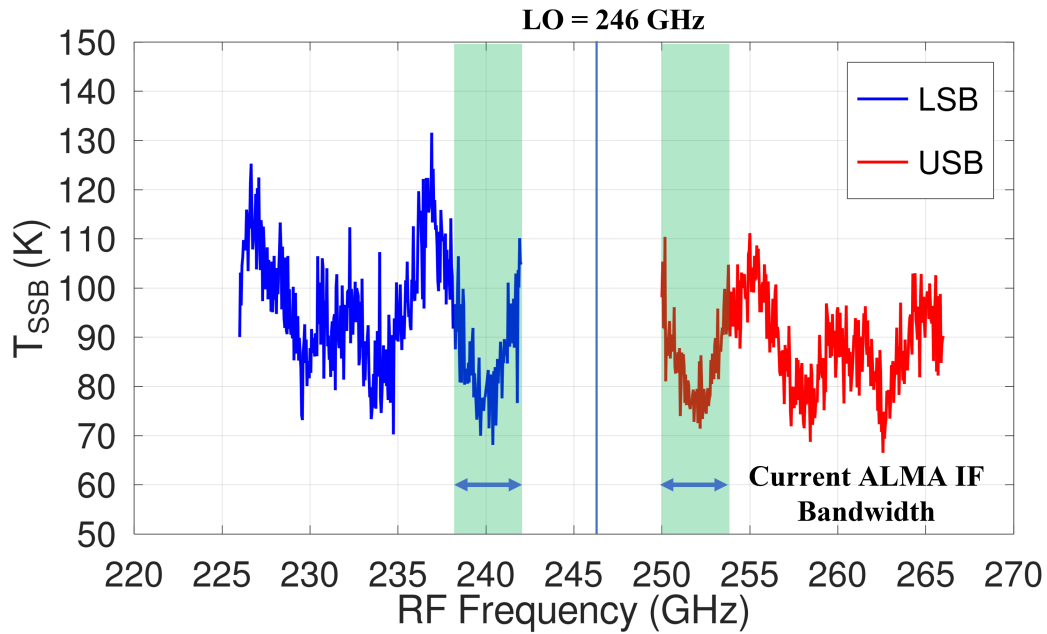


Figure 2. Representative single-sideband (SSB) receiver noise temperature of the FINER 210–350 GHz receiver system measured at an LO frequency of 246 GHz. The shaded green regions indicate the current ALMA IF bandwidth of 4–8 GHz.

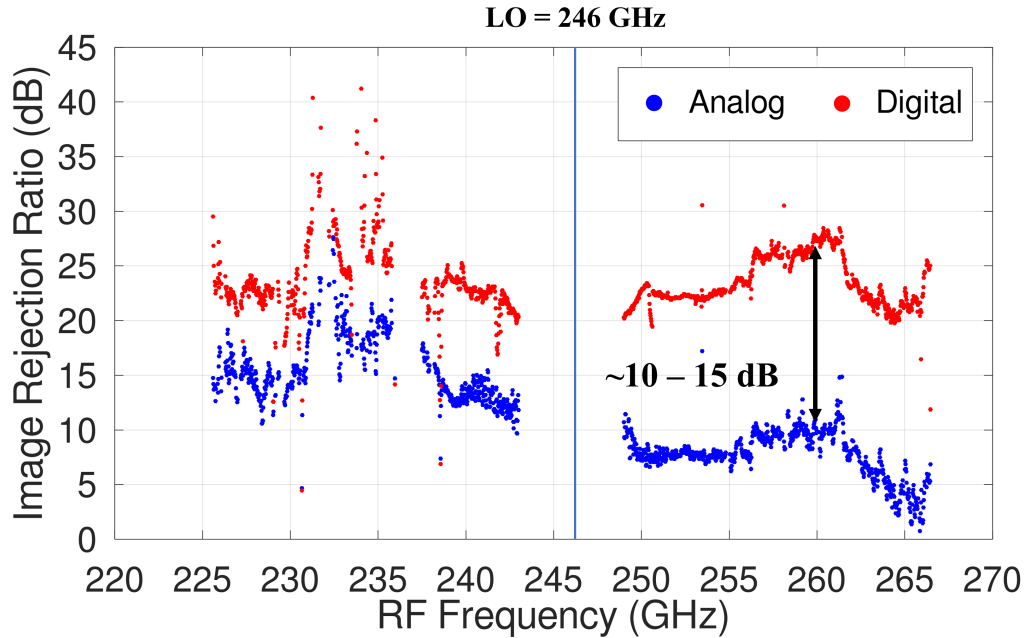


Figure 3. Image rejection ratio (IRR) of the FINER 210–350 GHz receiver system measured at an LO frequency of 246 GHz. The blue and red points show the IRR before and after applying digital sideband separation, respectively. Channels with a signal-to-noise ratio lower than five in the signal sideband and/or lower than three in the image sideband are excluded from this figure.

range typically achieve an IRR of approximately 10–15 dB.⁶ However, achieving a high IRR becomes more challenging for receivers with wider IF bandwidths, because the amplitude and phase balance must be maintained over a wider frequency range.⁸ For the FINER project, both the RF and IF bandwidths are significantly wider than those of existing state-of-the-art receivers. Therefore, achieving the target IRR specification of 25 dB is particularly challenging.⁹ A high IRR is important for reducing the atmospheric-noise contribution from the image sideband and for achieving the sensitivity required for the scientific goals of FINER project (details to be presented by Taniguchi et al., this conference, 14156-31).

To improve the sideband separation performance, we use digital sideband separation (DSBS) algorithm with the wideband spectrometer array (DRS4) developed for FINER project.⁷ In this algorithm, an artificial continuous wave reference signal is injected into the receiver, and the auto-correlation and cross-correlation spectra of the USB and LSB output ports are measured. The complex gains required to cancel the image sideband leakage is then derived for each spectrometer channel and applied in the digital backend.^{10–12} Fig.3 shows the measured IRR before and after applying DSBS at an LO frequency of 246 GHz. Before digital correction, the IRR obtained by analog sideband separation was typically around 10 dB and degraded to below 10 dB at some frequencies. After applying DSBS, the IRR was improved to approximately 20 dB or higher over most of the measured frequencies. The IRR increased by approximately 10–15 dB compared with the analog result in general. These results demonstrate that the FINER receiver, in combination with the DSBS, can significantly improve the sideband separation performance required for wideband astronomical observations.

ACKNOWLEDGMENTS

This work was financially supported by JSPS KAKENHI (Nos. 22H04939, 22J21948, 22KJ1598, 23K20035), NAOJ Joint Development Research Programs (Nos. 1901-0101, 2001-0104). We acknowledge the use of the facilities at the Advanced Technology Center (ATC) of the National Astronomical Observatory of Japan (NAOJ). The LMT project is a joint effort between the Instituto Nacional de Astrófisica, Óptica, y Electrónica (INAOE) and the University of Massachusetts at Amherst (UMASS).

REFERENCES

- [1] Kang, H., Kojima, T., Sakai, T., Tamura, Y., Tetsuka, A., Masui, S., and Takekoshi, T., “Development status of wideband millimeter-wave receivers for lmt-finer,” in [*Millimeter, Submillimeter, and Far-Infrared Detectors and Instrumentation for Astronomy XII*], **13102**, 220–233, SPIE (2024).
- [2] Kerr, A., “Some fundamental and practical limits on broadband matching to capacitive devices, and the implications for sis mixer design,” *IEEE transactions on microwave theory and techniques* **43**(1), 2–13 (1995).
- [3] Kojima, T., Kroug, M., Uemizu, K., Niizeki, Y., Takahashi, H., and Uzawa, Y., “Performance and characterization of a wide if sis-mixer-preamplifier module employing high-j c sis junctions,” *IEEE Transactions on Terahertz Science and Technology* **7**(6), 694–703 (2017).
- [4] Kojima, T., Kroug, M., Gonzalez, A., Uemizu, K., Kaneko, K., Miyachi, A., Kozuki, Y., and Asayama, S., “275–500-ghz wideband waveguide sis mixers,” *IEEE Transactions on Terahertz Science and Technology* **8**(6), 638–646 (2018).
- [5] Kojima, T., Uemizu, K., Kiuchi, H., Tamura, T., Kaneko, K., Sakai, R., Miyachi, A., Shan, W., Uzawa, Y., Gonzalez, A., et al., “Wideband technology development to increase the rf and instantaneous bandwidth of alma receivers,” in [*Millimeter, Submillimeter, and Far-Infrared Detectors and Instrumentation for Astronomy X*], **11453**, 139–147, SPIE (2020).
- [6] Kerr, A. R., Pan, S.-K., Claude, S. M. X., Dindo, P., Lichtenberger, A. W., Effland, J. E., and Lauria, E. F., “Development of the ALMA band-3 and band-6 sideband-separating SIS mixers,” *IEEE Transactions on Terahertz Science and Technology* **4**(2), 201–212 (2014).
- [7] Hagimoto, M., Taniguchi, A., Tamura, Y., Okauchi, N., Kawamoto, H., Nakajima, T., Hikosaka, T., Harada, K., Taniguchi, T., Kamazaki, T., et al., “A 10.24-GHz-wide digital spectrometer array system for LMT-FINER: System design and laboratory performance verification,” in [*Millimeter, Submillimeter, and Far-Infrared Detectors and Instrumentation for Astronomy XII*], **13102**, 353–362, SPIE (2024).

- [8] Garrett, J. D., Tong, C.-Y. E., Zeng, L., Chen, T.-J., and Wang, M.-J., “A 345-GHz sideband-separating receiver prototype with ultra-wide instantaneous bandwidth,” *IEEE Transactions on Terahertz Science and Technology* **13**(3), 237–245 (2023).
- [9] Tamura, Y., Sakai, T., Kawabe, R., Kojima, T., Taniguchi, A., Takekoshi, T., Kang, H., Shan, W., Hagimoto, M., Okauchi, N., et al., “FINER: Far-infrared nebular emission receiver for the large millimeter telescope,” in [*Millimeter, Submillimeter, and Far-Infrared Detectors and Instrumentation for Astronomy XII*], **13102**, 187–198, SPIE (2024).
- [10] Murk, A., Straub, C., Zardet, D., and Stuber, B., “High-resolution digital spectrometer with correlation and image rejection capabilities,” in [*Twentieth International Symposium on Space Terahertz Technology*], 202 (2009).
- [11] Finger, R., Mena, P., Reyes, N., Rodriguez, R., and Bronfman, L., “A calibrated digital sideband-separating spectrometer for radio astronomy applications,” *Publications of the Astronomical Society of the Pacific* **125**(925), 263–269 (2013).
- [12] Rodriguez, R., Finger, R., Mena, F. P., Alvear, A., Fuentes, R., Khudchenko, A., Hesper, R., Baryshev, A. M., Reyes, N., and Bronfman, L., “Digital compensation of the sideband-rejection ratio in a fully analog 2SB sub-millimeter receiver,” *Astronomy & Astrophysics* **619**, A153 (2018).