
Protocol-Aware Tokenization and Architecture Co-Design for Wireless Packet Foundation Models

Swadhin Pradhan
Cisco Systems
swapradh@cisco.com

Shazal Irshad
Cisco Systems
sirshad@cisco.com

Jerome Henry
Cisco Systems
jerhenry@cisco.com

Abstract

What matters more for building foundation models for wireless packet traces: the tokenizer or the architecture or both? To answer this question, we build on PLUME Anonymous [2026], which introduced protocol-aware tokenization for 802.11 traces; we scale model depth and transfer the same tokenizer to a fundamentally different architecture family. A deeper GPT (PLUME-DEEP, 24 layers) reaches 98.2% top-1 accuracy, gaining 32 points over the original 12-layer design, while a Mamba-2 state-space variant (PLUME-MAMBA) achieves 96.1% with $1.7\times$ higher throughput and $2\times$ longer context. The key insight emerges from a controlled 2×2 comparison across tokenizers and architectures: changing the tokenizer swings accuracy by 32 points; changing the architecture moves it by only 2. Protocol-aware tokenization is the primary performance lever, and the backbone becomes a deployment knob trading accuracy for speed.

1 Introduction

Foundation models succeed when their input representation matches the native structure of the data. In language, morphology-respecting tokens let models capture compositional semantics OpenAI [2023], Chowdhery et al. [2022]; in vision, pixel-level patches preserve spatial structure. Wireless packet traces have their own native structure: layered protocol headers, typed fields, timing gaps, and cross-packet state machines. Unlike natural language, where sub-word boundaries carry morphological cues, protocol field boundaries are deterministic and carry explicit type information. A tokenizer that respects this structure compresses sequences, raises per-token information density, and provides inductive bias for any downstream architecture. Ignoring it forces models to spend capacity rediscovering boundaries that are already present in the protocol specification.

Prior work introduced PLUME Anonymous [2026], a protocol-aware tokenizer coupled with a GPT backbone for 802.11 traces. PLUME varied width at fixed depth (12 layers) and found diminishing returns beyond 225M parameters, leaving two questions open. First, *how should the model be scaled?* We show that depth is the right axis: PLUME-DEEP, a 24-layer GPT, jumps from 66.4% to 98.2% top-1 accuracy (+32 points), the single largest gain in the model family. Second, *does the tokenizer transfer across architecture families?* We pair the same protocol-aware tokenizer with a Mamba-2 Gu and Dao [2023] state-space backbone (PLUME-MAMBA), achieving $1.7\times$ higher throughput and $2\times$ longer context windows than the transformer, while retaining 96.1% accuracy.

Figure 1 summarizes the pipeline. To disentangle the effects of tokenization and architecture, we construct a full 2×2 comparison (Table 1). NETSSM Chu et al. [2026] supplies the protocol-agnostic Mamba cell: it uses the same architecture as PLUME-MAMBA but a generic byte-level tokenizer. We additionally train a byte-level tokenized GPT (Byte-GPT) to fill the remaining cell. The results are striking. Swapping the tokenizer on the same Mamba backbone produces a 32-point accuracy swing (96.1% vs. 64.1%); swapping the architecture under the same protocol-aware tokenizer moves accuracy by only 2 points (98.2% vs. 96.1%). Tokenization is the primary performance lever.

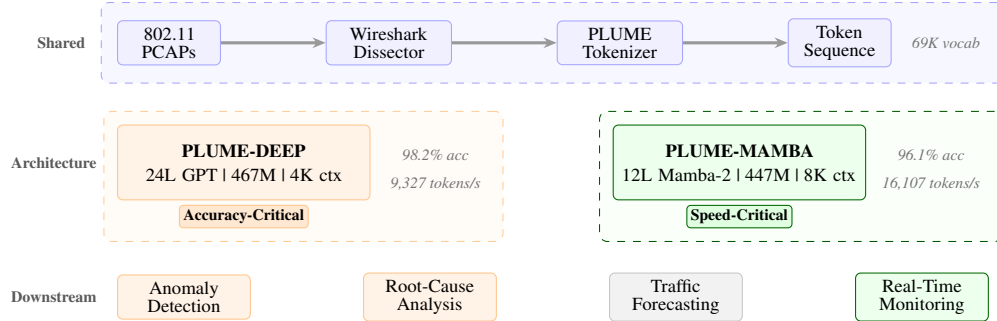


Figure 1: System overview. 802.11 PCAPs are encoded via a protocol-aware tokenizer, then modeled by PLUME-DEEP (accuracy-critical, orange) or PLUME-MAMBA (speed-critical, green). Downstream task colors indicate architecture suitability; grey denotes tasks where either may apply.

Three key findings are the following:

1. **Depth is the scaling axis for protocol sequences.** Going from 12 to 24 layers at comparable parameter count produces +32 points of accuracy and a $12\times$ loss reduction. Width scaling and longer context windows both hurt at this data scale.
2. **Mamba is faster with longer context; the transformer is more accurate.** PLUME-MAMBA delivers $1.7\times$ higher throughput (16,107 vs. 9,327 tok/s) and $2\times$ context (8K vs. 4K tokens), while PLUME-DEEP leads on accuracy (98.2% vs. 96.1%) and loss (33% lower). The right choice depends on the deployment: accuracy-critical tasks favor the transformer, latency-sensitive monitoring favors Mamba, and protocols with long transactions benefit from the larger context.
3. **Tokenization is the primary lever; architecture is a deployment knob.** Both protocol-aware models exceed 96% accuracy; both generic-tokenizer baselines remain below 65%. On the Mamba backbone alone, replacing generic tokens with protocol-aware tokens accounts for a 32-point gain, while on the GPT side the gap is even wider (51 points). Protocol-aware representation matters more than architecture choice for structured packet data.

1.1 Contributions

1. **PLUME-DEEP**, a 467M-parameter, 24-layer GPT that achieves 98.2% top-1 accuracy and 1.10 perplexity on 802.11 next-packet prediction (Table 1).
2. **PLUME-MAMBA**, a Mamba-2 SSM that reuses the protocol-aware tokenizer, reaching 96.1% top-1 at $1.7\times$ higher throughput and $2\times$ longer context than PLUME-DEEP (§4.4).
3. A controlled 2×2 comparison across tokenizer and architecture axes, establishing that protocol-aware tokenization is the dominant factor and that depth outperforms width for structured protocol data (Tables 1, 3).

2 Background

2.1 Protocol-Aware Tokenization

Wireless packet traces are structured data. Each packet is a hierarchy of protocol layers (802.11, IP, TCP, EAPOL, DNS, etc.), each layer contains typed fields (addresses, flags, counters, timestamps), and packets form conversations governed by state machines (authentication handshakes, association sequences, key exchanges). Standard tokenizers ignore all of this.

Why generic tokenizers fail. Generic tokenizers such as BPE Sennrich et al. [2016] and byte-level encodings Chu et al. [2026] treat input as flat text, seeking reusable sub-word or byte units optimized for natural language. Applied to protocol dissections, they fragment field boundaries: a single field such as `wlan.fc.type_subtype` becomes many byte tokens, each carrying little protocol meaning. The result is a $6.2\times$ sequence inflation relative to field-level tokenization and a drop in per-token entropy from 7.61 to 6.70 bits Anonymous [2026].

Protocol-aware tokenization. We use the tokenizer from PLUME Anonymous [2026], which makes four design choices: (1) one token per dissector field name (e.g., `wlan.fc.type_subtype` is atomic); (2) type-aware value encoding (symbols expanded to words, numerics preserved, strings sub-tokenized); (3) explicit layer boundary markers; and (4) gap tokens for inter-arrival times. The vocabulary contains 69,842 tokens. A typical packet is 327 tokens (vs. 2,014 for byte-level), so a 4,096-token context window holds ~ 12 packets, enough for a complete 802.11 authentication exchange. The $6.2\times$ compression ratio means that for the same context budget, protocol-aware tokenization covers substantially more packets, giving the model a wider view of the conversation state without increasing computational cost.

2.2 PLUME Primer

PLUME Anonymous [2026] (Protocol Language Understanding Model for Exchanges) is the foundation that this paper extends.

Pipeline. Raw PCAP files are decoded with Wireshark’s dissector engine into a tree of protocol layers and typed fields. The protocol-aware tokenizer flattens this tree into a token sequence preserving field boundaries and layer hierarchy, which is fed to a causal language model trained with next-token prediction (cross-entropy loss).

Architecture. The original PLUME is a 12-layer GPT with 768-dimensional embeddings, 12 heads, a 2,048-token context window, and 140M parameters, trained on the same corpus described below. A key insight from PLUME is that the tokenizer and model are co-designed: the protocol-aware vocabulary gives the GPT backbone a structured input where each token carries field-level semantics, removing the need for the model to discover protocol boundaries from raw bytes.

Anomaly detection via loss. At inference, per-token cross-entropy loss scores each packet: normal packets produce low loss; anomalous packets spike because unexpected field values deviate from learned patterns. Thresholding per-packet average loss enables zero-shot anomaly detection, and each high-loss token directly identifies the anomalous protocol field. This loss-based approach requires no labeled anomaly data and generalizes to unseen failure modes, making it practical for enterprise deployments where new fault types emerge continuously.

Key results and open questions. PLUME achieved 83.1% token accuracy and effective anomaly detection across five failure categories. Width scaling (768 \rightarrow 1536 embedding at 12 layers) yielded diminishing returns due to overfitting, motivating the depth-scaling investigation in this paper. PLUME also left open whether its tokenizer is architecture-specific or transferable; we answer this question by pairing it with a Mamba-2 SSM backbone.

2.3 Training Data and Evaluation

All models in this paper train on the same curated corpus: 7,890 PCAP files (149K packets, 48.9M tokens) from enterprise 802.11 deployments, with beacon dominance reduced from $>50\%$ to 4.7% via HDBSCAN McInnes et al. [2017] and MMR Carbonell and Goldstein [1998] sampling. We evaluate on five real-world failure categories (Bad Password, EAPOL Timeout, Invalid PMKID, Unable to Handle New STA, Rejected Temporarily), 50 PCAPs each. These categories were selected because they represent the most frequent root-cause classes in enterprise wireless troubleshooting and span different protocol stages (authentication, association, key exchange), testing whether the model captures state-machine logic across the 802.11 connection lifecycle.

3 Method

We investigate two axes of improvement over the original PLUME Anonymous [2026] GPT backbone: scaling depth (§3.1) and replacing the transformer with a Mamba-2 state-space model (§3.2). Both variants share the same protocol-aware tokenizer; the only variables are architecture and depth.

3.1 Scaling Depth: PLUME-DEEP

The original PLUME width-scaling study (12 layers, 768 \rightarrow 1536 embedding) showed diminishing returns beyond 225M parameters: the 450M wide model overfit severely. Under our evaluation proto-

col (§4.3), the same 12-layer, 1536-dimensional configuration reaches only 66.4% top-1 accuracy, confirming that width alone does not help at this data scale. Our hypothesis is that for protocol sequences, where meaning is hierarchical (layer, field, value) and dependencies span multiple packets, depth provides a stronger inductive bias than width.

PLUME-DEEP doubles transformer depth to 24 layers while reducing the embedding dimension to 1152 (18 heads), yielding 467M parameters at a 4,096-token context window. The narrower but deeper design keeps the parameter budget comparable to the 450M wide model while allocating capacity to compositional feature extraction across layers. Each additional layer provides a new level of abstraction: early layers encode individual field values, middle layers compose fields into packet-level representations, and the deepest layers capture cross-packet dependencies such as handshake state transitions. Training uses AdamW Loshchilov and Hutter [2019] ($\beta_1=0.9$, $\beta_2=0.95$), learning rate 7×10^{-4} with cosine decay, 100 warmup iterations, gradient clipping at 1.0, 2,000 iterations with effective batch size 12. All models are trained from scratch (no pre-trained initialization).

Data-to-parameter ratio. The training corpus contains 48.9M tokens (149K packets). At 467M parameters, PLUME-DEEP operates at roughly 0.1 tokens per parameter, well below the compute-optimal ratios suggested by Chinchilla Hoffmann et al. [2022]. This data-constrained regime is representative of real enterprise deployments where labeled wireless captures are scarce. The depth-scaling result should be interpreted within this context: the narrow-deep architecture (24L, 1152d) avoids overfitting because each layer has fewer parameters than the wide-shallow alternative (12L, 1536d), reducing per-layer memorization capacity. Whether the depth advantage persists at 10 to 100 \times more data is an open question for future work.

3.2 PLUME-MAMBA: Protocol Tokens with SSM Backbone

Transformers have quadratic attention complexity in sequence length, limiting throughput for long contexts. Mamba-2 Gu and Dao [2023] replaces attention with selective state-space layers that process sequences in linear time, enabling longer context windows without throughput loss.

PLUME-MAMBA pairs the protocol-aware tokenizer from PLUME with a Mamba-2 backbone: 12 layers, 1536 embedding dimension, expand factor 4, state dimension (d_{state}) 128, 8,192-token context, 447M parameters. This is the same architecture as NETSSM but with a different tokenizer, enabling a controlled comparison of tokenizer effect on the SSM backbone. Training uses the same optimizer as the GPT models: AdamW ($\beta_1=0.9$, $\beta_2=0.95$), learning rate 5×10^{-4} with cosine decay, 100 warmup iterations, gradient clipping at 1.0, 2,000 iterations with effective batch size 12. The lower learning rate (vs. 7×10^{-4} for GPT) was selected via preliminary sweeps to stabilize SSM training.

Linear-time complexity gives PLUME-MAMBA two practical advantages over PLUME-DEEP: (1) 1.7 \times higher throughput (16,107 vs. 9,327 tok/s), and (2) 2 \times longer context (8,192 vs. 4,096 tokens, covering roughly 25 packets instead of 12). The accuracy cost is modest: 96.1% vs. 98.2% top-1, placing both protocol-aware models in the same performance tier and far above generic-tokenizer baselines. The gap arises because Mamba’s selective state-space layers compress the history into a fixed-dimensional state vector, which can discard rare field-value co-occurrences that quadratic attention preserves by attending to every prior token explicitly.

3.3 Baseline: NETSSM

NETSSM Chu et al. [2026] is a Mamba-2 state-space model designed for network traffic generation. It uses 24 layers with a 768-dimensional embedding, expand factor 4, a 4,096-token context, and 170M parameters. Its tokenizer does not enforce protocol-layer hierarchy or field-boundary alignment. We include NETSSM to isolate the tokenizer’s contribution: PLUME-MAMBA and NETSSM share the same architecture family but differ only in tokenization, creating a natural ablation.

4 Experiments

We organize evaluation around four questions: (1) how do the architectures compare overall (§4.2)? (2) how does depth scaling compare to width and context scaling within GPT (§4.3)? (3) what are the specific trade-offs between PLUME-DEEP and PLUME-MAMBA (§4.4)? (4) does the tokenizer transfer across architectures (§4.5)?

Table 1: Full results across architectures and tokenizers. All PLUME variants share the same protocol-aware tokenizer (vocab $\approx 69\text{K}$). NETSSM uses its own tokenizer. Best per metric result is in **bold**. PLUME 1.0 accuracy is token accuracy reported in the original paper (different evaluation protocol).

Model	Tokenizer	Params	Ctx	Top-1	Top-5	Loss	PPL	Tok/s
PLUME 1.0	Protocol	140M	2K	83.1%	—	0.42	1.52	—
PLUME-DEEP	Protocol	467M	4K	98.19%	99.26%	0.092	1.10	9,327
PLUME-MAMBA	Protocol	447M	8K	96.14%	99.01%	0.140	1.15	16,107
NETSSM	Generic	170M	4K	64.09%	75.19%	1.66	5.27	35,579
Byte-GPT	Generic	346M	4K	47.57%	61.59%	2.69	14.76	17,477

4.1 Setup

Models. Table 1 lists all configurations. All PLUME variants share the same 69K-token vocabulary and curated training data. NETSSM uses its own tokenizer and pipeline. PLUME-MAMBA and NETSSM share the same Mamba architecture but differ in tokenization, isolating the tokenizer effect.

Hardware. All models train and evaluate on a single NVIDIA A10G (24 GB GDDR6) on an AWS g5.12xlarge instance.

Throughput measurement. Throughput (tok/s) is measured during autoregressive *generation* (not prefill): we generate next-packet sequences token by token with batch size 1, and report tokens produced per wall-clock second averaged over the full test set (250 PCAPs). This reflects end-to-end inference cost for deployment.

Metrics. We report five metrics to capture complementary aspects of model quality. *Top-1 accuracy* measures whether the highest-probability token matches the ground truth; *top-5 accuracy* relaxes this to the top five predictions, reflecting how often the correct token is among plausible candidates. *Cross-entropy loss* quantifies the model’s uncertainty over the full vocabulary at each position; lower loss indicates sharper, more confident predictions. *Perplexity* (the exponentiated loss) gives an intuitive reading: a perplexity of 1.10 means the model is, on average, choosing among roughly 1.1 equally likely tokens. *Throughput* (tokens per second) measures end-to-end inference speed under autoregressive generation.

Test data. We evaluate on five categories of real-world 802.11 authentication failures sourced from enterprise deployments, with 50 packet captures (PCAPs) per category (250 total). The categories are: (1) *Bad Password*, where the client supplies incorrect credentials during the EAP exchange; (2) *EAPOL Timeout*, where the four-way handshake fails to complete within the expected window; (3) *Invalid PMKID*, where the pairwise master key identifier does not match the access point’s expectation; (4) *Unable to Handle New STA*, where the AP rejects a new station due to resource constraints; and (5) *Rejected Temporarily*, where the AP defers association with a temporary status code. These categories cover distinct failure modes spanning credential errors, timing issues, key-management faults, and capacity limits, providing a diverse evaluation surface.

4.2 Results

Table 2: Macro-averaged performance across the five error categories (Bad Password, EAPOL Timeout, Invalid PMKID, Unable to Handle New STA, Rejected Temporarily). Best per metric result is in **bold**.

Model	Params	PPL	Loss	Top-1	Top-5	Tok/s
PLUME-DEEP	467M	1.64	0.492	95.3%	96.7%	11,012
PLUME-MAMBA	447M	1.50	0.405	94.6%	97.2%	16,008
NETSSM	170M	5.15	1.610	67.2%	76.0%	35,701

Table 2 reports macro-averaged metrics across the five failure categories. The category-level view reveals a nuance not visible in the aggregate: PLUME-MAMBA achieves lower perplexity and loss than PLUME-DEEP (1.50 vs. 1.64 PPL), even though PLUME-DEEP leads on top-1 accuracy (95.3% vs. 94.6%). This suggests that the SSM backbone produces a more calibrated distribution across

Table 3: GPT depth scaling. All use the same tokenizer and training data. Depth is the only axis that improves accuracy at this data scale.

Config	Layers	Embd	Context	Top-1	PPL	Loss
PLUME 1.0	12	768	2,048	83.1%	1.52	0.420
Shallow @ 8K	12	1536	8,192	54.5%	6.65	1.894
Shallow @ 4K	12	1536	4,096	66.4%	3.05	1.116
Deep @ 4K	24	1152	4,096	98.2%	1.10	0.092

categories, while the transformer concentrates its advantage on the most common token patterns. The gap between protocol-aware models and NETSSM remains large (roughly 28 points in top-1), reinforcing the tokenizer effect observed in the aggregate results.

PLUME-DEEP achieves the highest accuracy (98.2% top-1) and lowest loss (0.092), while PLUME-MAMBA leads on throughput (16,107 tok/s), reflecting linear-time SSM complexity. The gap between PLUME-MAMBA and NETSSM is the most informative row in the table: both use the same Mamba backbone, yet protocol-aware tokenization raises top-1 accuracy from 64.1% to 96.1%, a 32-point improvement that dwarfs the 2-point difference between PLUME-DEEP and PLUME-MAMBA. PLUME 1.0 (12L, 140M) reaches 83.1% under its original evaluation protocol; depth scaling to PLUME-DEEP provides the dominant improvement axis.

4.3 GPT Depth Scaling

Table 3 isolates depth vs. width vs. context length within the GPT family.

Depth is key. Going from 12 to 24 layers at comparable parameter count produces +32 points of accuracy (66.4%→98.2%) and $12\times$ loss reduction (1.116→0.092).

Context length hurts at fixed depth. Doubling the context window from 4K to 8K at fixed depth *reduces* accuracy (66.4%→54.5%). 802.11 prediction accuracy saturates at two to three context packets Anonymous [2026]; longer windows dilute attention over irrelevant distant tokens.

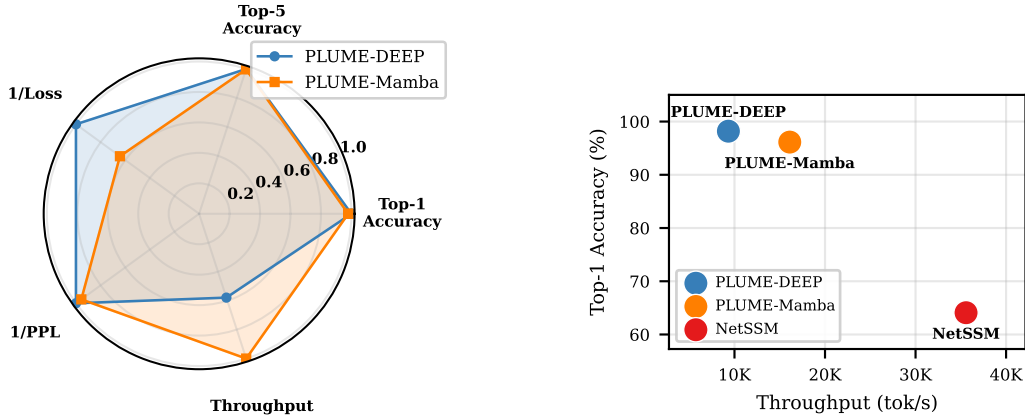
Why depth helps. Protocol sequences are hierarchical: layer boundaries nest fields, fields carry typed values, cross-packet dependencies span authentication handshakes. At 12 layers, the model captures local field co-occurrences but misses multi-packet state-machine transitions. At 24 layers, it models the full handshake grammar. This aligns with findings in NLP, where deeper transformers learn increasingly abstract syntactic and semantic features at successive layers; in our setting, the “syntax” is the protocol state machine and the “semantics” are the field-value dependencies that determine whether a connection succeeds or fails.

4.4 Head-to-Head: PLUME-DEEP vs. PLUME-MAMBA

This comparison uses each architecture at its *best available configuration*: the deepest GPT (24L, 4K context) against the Mamba model (12L, 8K context). Because depth and context length differ between the two models, the accuracy gap cannot be attributed to architecture alone; Table 3 shows that both variables impact performance. A matched-depth, matched-context comparison (12L, 4K for both) is planned to isolate the pure architectural effect. The value of this comparison is *practical*: it shows the best achievable operating point for each architecture family under our training budget.

PLUME-DEEP leads on every accuracy metric: 98.2% vs. 96.1% top-1, 99.3% vs. 99.0% top-5, and perplexity 1.10 vs. 1.15. The 33% loss reduction means PLUME-DEEP assigns higher probability to correct next tokens, which translates to sharper anomaly signals (lower false-positive rates at fixed thresholds) and more reliable generation. Concretely, when PLUME-DEEP encounters an unexpected field value, such as a malformed PMKID or an out-of-sequence EAPOL frame, the loss spike is sharper and easier to localize, allowing detection thresholds to be set without per-category tuning.

PLUME-MAMBA wins on throughput ($1.7\times$) and context length ($2\times$), as visualized in Figure 2. The throughput gain follows directly from linear-time recurrence versus quadratic attention. The longer context window is valuable for protocols with extended transaction sequences, such as enterprise RADIUS authentication chains that span dozens of packets.



(a) Head-to-head radar. PLUME-DEEP dominates accuracy; PLUME-MAMBA dominates throughput.

(b) Speed-accuracy Pareto frontier. Deployment scenario determines the operating point.

Figure 2: Head-to-head comparison of PLUME-DEEP (transformer, 24L, 4K context) and PLUME-MAMBA (Mamba-2 SSM, 12L, 8K context). PLUME-DEEP leads on accuracy; PLUME-MAMBA leads on throughput and context length, defining complementary operating points.

4.5 Tokenizer Effect: PLUME-MAMBA vs. NETSSM

PLUME-MAMBA and NETSSM share the same Mamba-2 architecture (12 layers, 1536 embedding, 447M parameters, 8K context). The only difference is the tokenizer: protocol-aware (69K vocabulary, ~ 327 tokens/packet) vs. generic byte-level ($\sim 2,014$ tokens/packet).

Results. Table 1 shows that PLUME-MAMBA outperforms NETSSM on every quality metric. Top-1 accuracy rises from 64.1% to 96.1%, top-5 accuracy from 75.2% to 99.0%, loss drops from 1.66 to 0.14, and perplexity falls from 5.27 to 1.15. The only trade-off is throughput: PLUME-MAMBA’s larger vocabulary produces longer token IDs, reducing throughput relative to NETSSM’s compact byte-level tokens. Because the architecture is held constant, this 32-point accuracy gain is attributable entirely to the tokenizer, providing the strongest evidence in our study that tokenizer choice is the primary driver of model quality.

Structural advantages of protocol-aware tokens. Independent of aggregate accuracy, protocol-aware tokenization provides two benefits: (1) $6.2\times$ sequence compression means each token carries more semantic weight, improving interpretability and per-token anomaly localization (a high-loss token directly identifies which protocol field is anomalous); and (2) field-aligned boundaries enable structured generation of valid protocol messages without post-hoc parsing.

5 Analysis

5.1 Why Protocol-Aware Tokenization Is the Primary Lever

Across two architecture families, protocol-aware tokenization consistently enables strong performance. The reason is that the tokenizer encodes domain knowledge that the model would otherwise have to learn from data alone.

Tokenizer transfers across architectures. PLUME-DEEP (98.2%) and PLUME-MAMBA (96.1%) both use protocol-aware tokens on different backbones, and both outperform PLUME 1.0 (83.1%) and NETSSM (64.1%). No architecture-specific tuning was required, suggesting that the inductive bias the tokenizer provides is orthogonal to the choice of sequence model.

Compression drives per-token signal. Protocol-aware tokenization compresses packets by $6.2\times$ relative to byte-level tokenization (Figure 3). Each token maps to a semantically meaningful unit: a field name, a typed value, or a layer boundary. This compression is not merely a sequence-length reduction; it concentrates information. Per-token entropy rises from 6.70 to 7.61 bits, meaning each

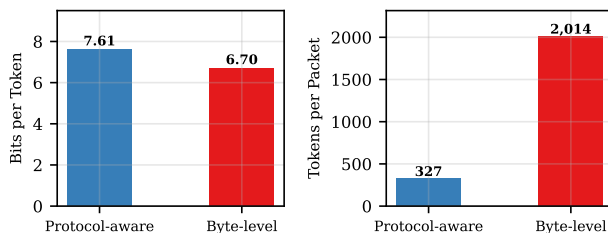


Figure 3: Per-token information density. Protocol-aware tokens carry 7.61 bits vs. 6.70 for byte-level.

prediction the model makes carries more semantic weight. For anomaly detection, the practical consequence is that a high-loss token directly identifies which protocol field is unexpected.

The tokenizer shapes the learning problem. Without field-boundary alignment, a model must learn co-occurrence patterns across five to ten byte tokens to reconstruct a single protocol field. With protocol-aware tokens, the model predicts field values conditioned on field names and neighbors, a simpler conditional distribution. This explains why NETSSM scores 32 points below PLUME-MAMBA as it spends capacity on segmenting fields rather than learning protocol semantics.

5.2 Depth vs. Width for Structured Data

The original PLUME width-scaling study Anonymous [2026] showed that widening from 768 to 1536 at 12 layers caused overfitting; the same configuration reaches only 66.4% under our evaluation protocol (Table 3). PLUME-DEEP reverses this trend: deepening from 12 to 24 layers produces a +32-point gain at comparable parameter count.

The explanation lies in the hierarchical nature of protocol data. Each transformer layer composes features at one level of abstraction. At 12 layers, the model learns field-level patterns (address prediction, frame-type classification) but misses multi-step protocol logic; the four-way EAPOL handshake, for example, requires tracking state across four or more packets, each containing 300+ tokens. At 24 layers, the model composes packet-level features into conversation-level representations. The wide model fails not for lack of parameters but because 12 layers cannot compose these hierarchical features, and the excess per-layer capacity memorizes training-specific patterns.

This result holds in a data-constrained regime (roughly 0.1 tokens per parameter); at Chinchilla-optimal data scales the depth advantage may shrink. Nonetheless, for enterprise deployments where labeled captures are scarce, depth scaling is the more robust strategy, and the principle likely extends to other hierarchical domains (genomics, chemistry, industrial control) where the vocabulary already encodes domain structure.

5.3 When to Use Which Architecture

Because both protocol-aware models exceed 96% accuracy, the choice of backbone reduces to deployment constraints rather than fundamental quality differences.

Accuracy-critical: PLUME-DEEP. At 98.2% top-1 and 1.10 perplexity, PLUME-DEEP suits offline root-cause analysis and forensic investigation, where a loss spike pinpoints the exact field that deviates from the expected handshake.

Speed-critical: PLUME-MAMBA. With $1.7\times$ higher throughput and 96.1% accuracy, PLUME-MAMBA suits real-time monitoring of high-volume access points where thousands of packets per second must be scored. The 2-point accuracy cost is acceptable when the goal is stream-level anomaly flagging rather than per-packet forensics. In practice, the linear-time complexity of Mamba means that throughput scales gracefully as packet rates increase, whereas the transformer’s quadratic attention becomes the bottleneck.

Long-context: PLUME-MAMBA. The $2\times$ larger context window (8K tokens, roughly 25 packets) makes PLUME-MAMBA valuable for protocols with extended multi-step transactions, including enterprise RADIUS chains, multi-round EAP exchanges, and roaming sequences that span many packets. PLUME-DEEP’s 4K context (roughly 12 packets) suffices for standard 802.11 authentication

but falls short for longer conversations. This distinction becomes increasingly important as enterprise networks adopt more complex authentication schemes that involve longer packet exchanges.

The practical guideline is: invest in the tokenizer first, then select the architecture based on the deployment profile.

6 Related Work

Foundation models for network traffic. Lens Wang et al. [2024a] pre-trains via masked span prediction for traffic classification. netFound Guthula et al. [2023] pre-trains on unlabeled traces with self-supervised embeddings (640M parameters). NetGPT Meng et al. [2023] tokenizes multi-pattern traffic into unified text, and LLMcap Tulczyjew et al. [2024] applies masked language modeling to PCAPs. All of these systems use generic tokenization and primarily target wired or encrypted traffic. TrafficGPT Qu et al. [2024] extends the token window to 12K via linear attention and reversible tokenization, but does not exploit protocol structure. Our results show that protocol-aware tokenization lifts both transformer and SSM architectures on 802.11 data, a complementary finding.

State-space models for sequences. Mamba Gu and Dao [2023] introduced selective SSMs with linear-time complexity. NetMamba Wang et al. [2024b] applies Mamba to encrypted traffic classification, while NETSSM Chu et al. [2026] adapts Mamba-2 for network traffic generation with a byte-level tokenizer. By pairing the same Mamba architecture with protocol-aware tokens (PLUME-MAMBA), we isolate the tokenizer’s contribution and show that the structural benefits of protocol-aware tokenization (compression, interpretability) complement any architecture choice.

Scaling laws. Chinchilla Hoffmann et al. [2022] established compute-optimal scaling ratios, and Kaplan et al. Kaplan et al. [2020] demonstrated power-law scaling with model size. Our depth-scaling results complement these general laws with a domain-specific finding: for structured protocol data in a data-constrained regime, depth outperforms width.

Domain-specific tokenization. The Byte Latent Transformer Pagnoni et al. [2024] shows that dynamic patching can rival fixed vocabularies, and DBF-PSR Ding and Chen [2025] uses protocol semantic representations. Our work extends this line of evidence by showing that a domain-native tokenizer transfers across architecture families and is the primary performance lever.

7 Conclusion

The central finding of this work is that for structured packet data, the tokenizer matters more than the architecture. A 2×2 comparison across tokenizers and backbones shows a 32-point accuracy swing from the tokenizer axis versus a 2-point swing from the architecture axis. Once a protocol-aware tokenizer is in place, both a 24-layer transformer (PLUME-DEEP, 98.2% accuracy) and a Mamba-2 SSM (PLUME-MAMBA, 96.1% accuracy) operate in the same high-performance tier, and the backbone choice reduces to deployment constraints: accuracy versus throughput, short versus long context. A secondary finding is that depth, not width, is the right scaling axis for protocol sequences. Doubling transformer depth produces a 32-point accuracy gain, while widening at fixed depth yields diminishing returns and eventual overfitting in this domain.

Limitations and future work. Our evaluation covers a single enterprise 802.11 deployment; multi-site and cross-protocol generalization remain open. The cross-tokenizer comparison is limited by the fact that token-level metrics are not directly comparable across vocabularies of different granularity; tokenizer-agnostic metrics such as bits-per-byte and packet-level accuracy are needed for a definitive ablation. The architectural comparison is confounded by differing depth and context length; a matched-configuration experiment is planned. All results are single-seed; multi-run confidence intervals will strengthen the conclusions. Extending protocol-aware tokenization to wired protocols (TCP/IP, QUIC) and industrial control systems (Modbus, OPC-UA) is a natural next step.

Broader perspective. The PLUME family illustrates a general principle: when data has deterministic structure (typed fields, hierarchical nesting, state-machine semantics), a tokenizer that respects that structure provides inductive bias that any downstream architecture can exploit. Architecture matters, but representation is the foundation. We believe this principle extends to genomics, chemistry, and industrial control, and that the co-design template demonstrated here applies wherever domain-native tokenization is feasible.

References

- Anonymous. PLUME: Building a network-native foundation model for wireless traces via protocol-aware tokenization. In *arXiv*, 2026.
- Jaime Carbonell and Jade Goldstein. The use of MMR, diversity-based reranking for reordering documents and producing summaries. In *SIGIR*, pages 335–336, 1998. doi: 10.1145/290941.291025.
- Aakanksha Chowdhery, Sharan Narang, Jacob Devlin, et al. Palm: Scaling language modeling with pathways. *arXiv:2204.02311*, 2022. URL <https://arxiv.org/abs/2204.02311>.
- Andrew Chu, Xi Jiang, Shinan Liu, Arjun Bhagoji, Francesco Bronzino, Paul Schmitt, and Nick Feamster. NetSSM: Multi-flow and state-aware network trace generation using state space models. *Proc. ACM Netw.*, 4(CoNEXT1), 2026. URL <https://arxiv.org/abs/2503.22663>.
- Yaojun Ding and Wei Chen. DBF-PSR: A dual-branch fusion approach to network traffic classification using protocol semantic representation. *J. King Saud Univ. – Comput. Inf. Sci.*, 37(7), 2025. doi: 10.1007/s44443-025-00233-w.
- Albert Gu and Tri Dao. Mamba: Linear-time sequence modeling with selective state spaces, 2023. URL <https://arxiv.org/abs/2312.00752>.
- Satyandra Guthula, Roman Beltiukov, Navya Battula, Wenbo Guo, Arpit Gupta, and Inder Monga. netfound: Foundation model for network security, 2023. URL <https://arxiv.org/abs/2310.17025>.
- Jordan Hoffmann, Sebastian Borgeaud, Arthur Mensch, Elena Buchatskaya, Trevor Cai, Eliza Rutherford, Diego de Las Casas, Lisa Anne Hendricks, Johannes Welbl, et al. Training compute-optimal large language models. In *NeurIPS*, 2022. URL <https://arxiv.org/abs/2203.15556>.
- Jared Kaplan, Sam McCandlish, Tom Henighan, Tom B. Brown, Benjamin Chess, Rewon Child, Scott Gray, Alec Radford, Jeffrey Wu, and Dario Amodei. Scaling laws for neural language models, 2020. URL <https://arxiv.org/abs/2001.08361>.
- Ilya Loshchilov and Frank Hutter. Decoupled weight decay regularization. In *ICLR*, 2019. URL <https://arxiv.org/abs/1711.05101>.
- Leland McInnes, John Healy, and Steve Astels. hdbscan: Hierarchical density based clustering. *JOSS*, 2(11):205, 2017. doi: 10.21105/joss.00205.
- Xuying Meng, Chungang Lin, Yequan Wang, and Yujun Zhang. NetGPT: Generative pretrained transformer for network traffic, 2023. URL <https://arxiv.org/abs/2304.09513>.
- OpenAI. Gpt-4 technical report, 2023. URL <https://arxiv.org/abs/2303.08774>.
- Artidoro Pagnoni et al. Byte latent transformer: Patches scale better than tokens, 2024. URL <https://arxiv.org/abs/2412.09871>.
- Jian Qu, Xiaobo Ma, and Jianfeng Li. TrafficGPT: Breaking the token barrier for efficient long traffic analysis and generation, 2024. URL <https://arxiv.org/abs/2403.05822>.
- Rico Sennrich, Barry Haddow, and Alexandra Birch. Neural machine translation of rare words with subword units. In *ACL*, pages 1715–1725, 2016. doi: 10.18653/v1/P16-1162. URL <https://aclanthology.org/P16-1162/>.
- Łukasz Tulczyjew, Kinan Jarrah, Charles Abondo, Dina Bennett, and Nathanael Weill. LLMcap: Large language model for unsupervised PCAP failure detection, 2024. URL <https://arxiv.org/abs/2407.06085>.
- Qineng Wang, Chen Qian, Xiaochang Li, Ziyu Yao, and Huajie Shao. Lens: A foundation model for network traffic, 2024a. URL <https://arxiv.org/abs/2402.03646>.
- Tongze Wang, Xiaohui Xie, Wenduo Wang, Chuyi Wang, Youjian Zhao, and Yong Cui. NetMamba: Efficient network traffic classification via pre-training unidirectional mamba, 2024b. URL <https://arxiv.org/abs/2405.11449>.