

GRACE-DS: a Guarded Reward-guided Agent Correction Environment in Data Science

Aleksandr Tsymbalov

AI Talent Hub
ITMO University
9060860094s@gmail.com

Artem Epifanov

HSE University
leprado33113@gmail.com

Danis Zaripov

AI Talent Hub
ITMO University
daniszaripov2002@gmail.com

Anastasya Palienko

HSE University
paliendonastya2005@gmail.com

Abstract

We introduce **GRACE-DS, a Guarded Reward-guided Agent Correction Environment in Data Science**¹ for pre-deployment evaluation of LLM-powered AutoML agents. GRACE-DS is a set of evaluation metrics in an isolated environment that can be applied to tabular ML tasks specific to a particular organization. It exposes agents to realistic workflow stages, from planning and data inspection through feature engineering, model development, validation, and code repair to final submission, while hidden executable validators measure not only final predictive performance but also leakage avoidance, reproducibility, protocol validity, correction behavior, and reward alignment. The strongest structured regime, flexible iterative interaction (**our approach**), achieves higher end-to-end normalized hidden-test quality than single-shot generation, unstructured interaction, and restart-based baselines, while also improving protocol-valid completion. Validated across more than 7,000 episodes, these results establish GRACE-DS as a robust platform for assessing the capacity of LLM-based AutoML agents to execute machine learning workflows under production-like conditions and in accordance with organization-specific requirements.

1 Introduction

Organizations are beginning to evaluate LLM-powered agents not only as coding assistants, but as potential participants in data-science and machine-learning workflows (Chan et al., 2025). In an enterprise setting, such agents may be asked to inspect internal datasets, propose modeling strategies, engineer features, train predictive models, debug failures, compare candidates, and produce deployable artifacts. This creates a practical pre-deployment problem: a company does not merely need to know

whether an agent performs well on a public leaderboard. It needs to know whether the agent can solve the company’s own ML tasks, data, environment, while respecting governance, privacy, reproducibility, and validation constraints (Kreuzberger et al., 2022).

This problem is especially important for tabular ML, which remains central to many industrial applications: churn prediction, risk scoring, demand forecasting, fraud detection, etc. These tasks often use sensitive production data and domain-specific feature spaces. Sending such data to public benchmark infrastructure is usually impossible, and evaluating agents only on public datasets can give a misleading estimate of deployment readiness. A model that performs well on external benchmarks may still fail when faced with messy internal schemas, unstable data distributions, organization-specific validation rules, protected columns, leakage risks, or strict reproducibility requirements.

Existing benchmarks (Section 2) for ML agents and data-science code generation provide valuable measures of general capability, but they are not sufficient as enterprise deployment gates. Final-score benchmarks can tell whether an agent obtained a good result, but they often do not reveal how the result was obtained. This is a serious limitation in production ML. An agent may improve a metric by leaking target information, tuning against validation labels, accessing protected files, hard-coding dataset-specific assumptions, producing non-reproducible code, or generating a pipeline that cannot be rerun on future data. On the other hand, an agent may fail not because it lacks modeling ability, but because it cannot recover from execution errors, interpret validation feedback, or revise an earlier workflow decision. For companies, these distinctions matter operationally: the relevant question is not only what score the agent obtained but also whether the process that produced that score can be trusted.

¹The code is public and available here: <https://github.com/Alexx221x/GRACE-DS>

GRACE-DS addresses this gap with a controlled evaluation harness that runs around tabular ML tasks inside an organization’s own environment. Instead of treating the evaluation as a single final submission, GRACE-DS structures the agent’s interaction with the task as an iterative workflow. Agents can plan, inspect data, engineer features, train models, validate candidates, repair code, and submit a final predictor. At each stage, hidden executable validators assess not only predictive progress but also process reliability: whether the agent avoids leakage, follows valid validation practices, produces reproducible code, respects protected data boundaries, and corrects errors after feedback.

The key design principle behind GRACE-DS is that enterprise evaluation of AutoML agents must measure correction behavior under constraints. In real ML work, the first attempt is rarely the final solution. Analysts and ML engineers inspect data, revise assumptions, fix code, compare models, and improve pipelines over several iterations. An LLM AutoML agent should therefore be evaluated not only by whether it can generate a plausible model in one shot, but by whether it can use feedback to improve while remaining within methodological and operational boundaries. GRACE-DS makes this measurable by combining hidden validation, process-level reward, workflow-stage instrumentation, and final held-out scoring.

GRACE-DS differs from final-score-only evaluations in several ways: (i) separates evaluator-owned validation from agent-visible data: agents may receive feedback, but they do not receive private validation labels or hidden test targets; (ii) requires final submissions to be reproducible on raw input data, ensuring that an agent produces a reusable prediction artifact rather than a script tied to one static file; (iii) records process-level diagnostics, including validation improvement, reward decomposition, terminal-path reliability, protocol violations, critical errors, recovery behavior, runtime, iteration count, and cost-related measures; (iv) supports stress tests such as reward-optimization prompts and red-team prompts, allowing organizations to examine whether an agent is robust to incentives that may produce superficially valid but substantively poor solutions.

GRACE-DS supports several industrial scenarios: comparing LLMs on internal ML tasks, deciding whether an AutoML agent is ready to be connected to production data sources, detecting leakage-prone behavior and invalid validation pat-

terns before deployment, and comparing workflow designs, feedback policies, and operating budgets for an internal data-science copilot. In each case the purpose is not a public leaderboard score, but a deployment decision under company-specific constraints.

We evaluate GRACE-DS across multiple LLM families, model sizes, tabular datasets, workflow regimes, ablations, reward-optimization settings, and red-team conditions. The results show that structured flexible iteration provides the strongest end-to-end performance among the evaluated regimes. In the merged experiments, the flexible iterative regime reaches an end-to-end normalized hidden-test quality of **0.754**, compared with 0.536 for single-shot generation, 0.527 for an unstructured agent, 0.672 for restarts from scratch, and 0.686 for a call-matched restart upper bound. The structured regime also improves protocol-valid completion, indicating that the benefit is not limited to successful runs but extends to the reliability of the whole agent loop.

GRACE-DS does not rely on a single final score or a single safety check, it combines hidden process validators, reward-guided correction, and isolated held-out evaluation in one controlled workflow. The validators prevented every deployment-critical failure mode (even red-team stress test) — no target leakage, evaluator-private access, snapshot tampering, or forbidden-action attempts were observed — while the hidden test still exposed the resulting quality loss. The agent must therefore be safe, reproducible, protocol-compliant, and effective on held-out production-like tasks before deployment. **The contributions of this paper are as follows:**

1. GRACE-DS is introduced as an enterprise-oriented evaluation harness for testing LLM-powered AutoML agents on production-like tabular ML tasks under realistic workflow, validation, reproducibility, and data-governance constraints.
2. A guarded evaluation protocol is proposed that combines hidden executable validators, evaluator-owned validation, reproducible final submissions, process-level reward, and isolated hidden-test scoring.
3. Flexible structured iteration is shown to improve end-to-end effectiveness and protocol-valid completion compared with single-shot,

unstructured, and restart-based baselines.

4. Deployment-relevant diagnostics are provided, including runtime, iteration count, quality deltas, reward alignment, ablation sensitivity, error statistics, recovery behavior, model-size effects, dataset-level effects, and quality–speed–cost trade-offs.
5. Reward-optimization and red-team stress tests show that process reward is useful but cannot replace hidden final evaluation, supporting GRACE-DS’s role as a pre-deployment safety and reliability harness.

2 Related Work

LLM-powered agents are increasingly evaluated in settings that require tool use, code execution, and iterative debugging. Data-science and ML workflows are a particularly important case because success depends not only on generating executable code, but on following a valid modeling process: inspecting data, avoiding leakage, choosing appropriate validation, etc. Existing benchmarks have made substantial progress on these capabilities, but most emphasize final task performance, code correctness, or broad research-style experimentation. GRACE-DS targets a complementary problem: pre-deployment evaluation of LLM-powered AutoML agents on production-like tabular workflows, where organizations must verify both predictive performance and process reliability before allowing agents to operate on internal data.

2.1 Executable data-science benchmarks

DS-1000 (Lai et al., 2023) and DS-Bench (Jing et al., 2025) evaluate code generation for realistic data-science problems through executable tests, and DA-Code (Huang et al., 2024b) and DataSciBench (Zhang et al., 2025) extend this to broader agent-style data-wrangling, EDA, and ML prompts, including settings with uncertain or non-unique ground truth. These benchmarks made executable data-science evaluation measurable and reproducible, but they do not capture the workflow structure of production ML — iteration through planning, EDA, feature engineering, validation, correction, and submission, or methodological failures such as target leakage and non-reproducible artifacts. GRACE-DS builds on the executable-evaluation tradition but shifts the unit of evaluation from isolated code snippets to an interactive tabular ML workflow.

2.2 Final-score and competition-style benchmarks

MLE-bench (Chan et al., 2025) evaluates ML agents on a large set of Kaggle competitions and offers a realistic measure of broad ML engineering ability. TML-Bench (Pinchuk, 2026) is closer to GRACE-DS in domain, focusing on tabular ML competitions with hidden-label private-holdout scoring. The limitation of final-score benchmarks is that they reveal little about how a score was obtained: a high score may rest on leakage, invalid validation, or brittle code, while a low score may reflect poor error recovery rather than weak modeling knowledge. GRACE-DS retains hidden final-test evaluation but adds workflow-stage instrumentation, hidden process validators, reward decomposition, error statistics, and replayability checks — less broad and less competition-oriented, but more diagnostic for enterprise pre-deployment decisions.

2.3 Interactive ML environments

MLE-Dojo (Qiang et al., 2026), MLGym (Nathani et al., 2025), DSGym (Nie et al., 2026), and MLAgentBench (Huang et al., 2024a) treat ML work as a sequential process in executable environments, enabling the study of tool use, debugging, and improvement over time. GRACE-DS shares this motivation **but makes a different trade-off**: instead of maximizing task breadth, it narrows the scope to tabular supervised ML and governs the workflow explicitly, with named stages, evaluator-owned validation, hidden checklist validators, hard penalties for critical methodological errors, and a reproducible submission requirement.

2.4 Data-analysis and scientific-discovery benchmarks

InfAgent-DABench (Hu et al., 2024), DABstep (Egg et al., 2025), and IDA-Bench (Li et al., 2025) make multi-step data analysis interactive and automatically scorable, while BLADE (Gu et al., 2024), ScienceAgentBench (Chen et al., 2025), DiscoveryBench (Majumder et al., 2025), InsightBench (Sahu et al., 2025), and ReplicationBench (Ye et al., 2026) evaluate broader scientific or analytic reasoning, often via expert matching, planted insights, or LLM-as-judge components. GRACE-DS adopts the interaction idea but applies it to a different target: rather than scoring answers to analytical questions or discovery novelty, it measures whether the

agent generates a stable predictor that generalizes to unseen data while satisfying the process constraints, using low-cost, reproducible, and feasible tests.

2.5 AutoML benchmarking and agent systems

Classical AutoML benchmarking, notably the OpenML AutoML Benchmark (Gijsbers et al., 2024), established how to compare automated modeling systems across many tabular tasks with controlled splits and standardized metrics. GRACE-DS adds an LLM-agent interaction layer on top of this problem: the evaluated system is not a fixed modeling algorithm but an agent that writes code, interprets feedback, chooses workflow actions, and must produce a reproducible final artifact under organizational constraints. Agent systems such as Data Interpreter (Hong et al., 2024) and AIDE (Jiang et al., 2025) are complementary: they propose ways to build stronger agents, whereas GRACE-DS provides an architecture-neutral environment in which any such agent — hierarchical, tree-search, ReAct-style, or a company-internal copilot — can be evaluated under the same hidden validation and scoring protocol.

2.6 Positioning of GRACE-DS

The works closest to GRACE-DS are MLE-bench, TML-Bench, MLE-Dojo, MLGym, and DSGym: the former two provide strong hidden-score evaluation but limited process-level diagnosis, while the latter three provide broad interactive environments without GRACE-DS’s specialization in the tabular supervised-learning workflow and its deployment-specific risks. GRACE-DS combines five properties in a single platform: it is **stage-aware** (explicit workflow stages from planning to final submission), **guarded** (hidden validators for leakage, protocol validity, reproducibility, and submission validity), **reward-guided** (process-level feedback whose alignment with hidden-test quality can be analyzed), **deployment-oriented** (final submissions must replay on raw input records), and **experimentally controlled** (the same tasks support single-shot, unstructured, iterative, restart, ablation, reward-optimization, and red-team comparisons).

3 Proposed Approach

3.1 Business objective, constraints, and acceptance criteria

GRACE-DS is framed around a deployment contract. From raw tabular data the agent must produce a *reproducible* pipeline — a callable `predict_fn` or a fitted `Pipeline` — that reruns on raw rows. A solution is accepted only if it is (i) reproducible, (ii) *protocol-valid* (terminally scored once on the hidden test without a violation or a forced rescue), (iii) free of critical methodological errors (leakage, train+validation refit, evaluator-private access, snapshot tampering, Section 3.4), and (iv) clears a trivial per-task *baseline* with measurable headroom toward an untuned strong *oracle* that anchors the normalized score. Table 13 (Appendix A) ties standard industrial constraints to the GRACE-DS mechanism that enforces each, so that “works in a notebook” is replaced by “passes a deployment-style contract”.

3.2 Environment

The environment is an evaluator-owned sandbox around one tabular task described by a manifest (dataset, target column, metric, split). The dataset is split into separate, non-overlapping *train*, *validation*, and *hidden-test* splits. The agent’s namespace is deliberately restricted: training features with the target (`train_df`), validation features without the target (`valid_df`), protected raw snapshots (`train_df_original/valid_df_original`), the target name, and `pandas/numpy`. Validation labels and all hidden-test data stay evaluator-private. The approved stack is fixed and announced with exact runtime versions (`pandas`, `numpy`, `scikit-learn`, `scipy`, `statsmodels`), only `pd/np` are pre-bound, every other class must be imported explicitly, and unlisted libraries are unavailable.

The agent acts through a fixed vocabulary of eight states (Table 1): each response begins with exactly one `ACTION`: line, executable states carry exactly one fenced Python block, and `VALIDATE/FINAL_SUBMIT` are pure evaluator triggers that carry no code. Every state has an independent per-task budget (steps, wall-clock seconds, consecutive repeats), so no single stage can consume the whole episode.

We model the environment governing each episode as a partially observable Markov decision process (POMDP): the agent acts over the pipeline *states* described below and mutates a persistent

workspace in which it registers candidates, while the true task quality and the evaluation rubric stay hidden and the agent perceives only structured feedback and gated metrics:

$$\mathcal{M} = \langle \mathcal{S}, \mathcal{A}, \mathcal{O}, T, \Omega, R, \gamma \rangle, s_t = (p_t, W_t, q^*, \rho^*).$$

Here, \mathcal{S} , \mathcal{A} , and \mathcal{O} are the state, action, and observation spaces, T is the transition function, Ω is the observation function, R is the reward function, and γ is the discount factor. The latent state s_t contains the current pipeline stage p_t , the persistent workspace W_t in which the agent registers candidates, the hidden true task quality q^* , and the hidden evaluation rubric ρ^* . The agent does not observe s_t directly, but receives only observations $o_t \in \mathcal{O}$, consisting of structured feedback and gated metrics.

Table 1: States (action vocabulary) of the GRACE-DS environment. “Exec.” marks states that run a fenced Python block, VALIDATE/FINAL_SUBMIT are evaluator triggers. The per-state step, time and repeat budgets are listed in Table 15.

State	Exec.	Role
PLAN	–	State strategy: metric, validation, risks.
EDA	yes	Inspect schema, target, quality risks (read-only).
FEATURE_ENGINEERING	yes	Define reusable, reproducible preprocessing.
MODEL	yes	Fit and register a candidate, never reveals quality.
VALIDATE	–	Request evaluator-owned scoring on validation.
CODE	yes	Auxiliary computation in the workspace.
CODE_FIX	yes	Repair an execution or replayability failure.
FINAL_SUBMIT	–	One isolated hidden-test scoring of the active candidate.

The terminal contract is strict: the candidate must expose a callable `predict_fn(raw_dataframe)` or a fitted Pipeline, so all feature engineering is *reproducible* from raw rows. After each executable action a target-free *smoke check* confirms the candidate can predict on raw validation rows without revealing any metric. The sandbox blocks file and network access and direct scikit-learn metric calls, rolls back failed actions via transactional snapshots, and hashes the protected snapshots to detect tampering.

Validator suite Hidden checking is not one rubric but a collection of independent validators,

each scoring in $[0, 1]$ with an optional penalty and composed per task, so methodological faults are caught by many narrow, auditable checks rather than one opaque grader. They span five groups: (i) *integrity & leakage* (snapshot intactness, evaluator-private namespace access, target-as-feature, fitting on validation/test, and the classic train+validation refit); (ii) *data quality* (missing values, duplicates, correlation, distribution, and split quality — e.g. stratification under imbalance or TimeSeriesSplit for temporal tasks); (iii) *modeling* (a fitted reproducible candidate, preprocessing inside the pipeline, tuning, and efficiency within the time budget); (iv) *process* (plan coverage, iterative cycle, backtracking, reproducibility); and (v) *terminal comparison* against the trivial *baseline* and the untuned HistGradientBoosting *oracle* that anchor the normalized reward. The validators use regular expressions.

3.3 Feedback

The agent receives three kinds of feedback. *Execution feedback* reports success/failure, the captured stdout, and on failure a traceback with targeted hints (e.g. missing imports, engineered columns left outside the pipeline, an unfitted pipeline). *Stage-aware feedback* is compiled from the dataset conditions actually present (missing values, categoricals, duplicates, correlations, outliers and skew, imbalance, identifier-like columns, ...) into a *hidden checklist*: criteria are added only for conditions a task exhibits, so the rubric varies per task and cannot be memorized. Each step yields a stage score in $[0, 1]$ and, for every unresolved criterion, an abstract hint that says what is unresolved and *which direction* to move but never reveals the detector (its regexes, thresholds, or checks). *Metric feedback* is *gated*: the validation metric appears only after an explicit VALIDATE (or harness auto-validation), MODEL never discloses quality, and the hidden-test metric is computed once at terminal scoring.

Why the rubric stays hidden Disclosing the exact rubric would let an agent pattern-match the checker — e.g. calling `df.isna().sum()` to tick the EDA missing-value box without ever reasoning about whether those values matter or handling them inside a reproducible pipeline. Hiding it while surfacing only abstract hints pushes the agent to reason about the data. The reward reinforces this: checklist compliance feeds only the plan (0.15) and code-quality (0.30) terms and cannot move

the performance term (0.55), which the evaluator computes on held-out data. The process reward is therefore a *proxy* for task quality, not an independent target, under ordinary task-solving the two move together, but the adversarial regimes (Section 3.6) show that rewards cannot fully replace test metrics.

3.4 Reward

GRACE-DS returns a *decomposed* reward. With r_{perf} the normalized performance term, r_{plan} the plan coverage, and r_{code} the code-quality term (mean over active code and stage-checklist validators):

$$w = 0.55 r_{\text{perf}} + 0.15 r_{\text{plan}} + 0.30 r_{\text{code}}, \quad (1)$$

$$p_{\text{cap}} = \min(p_{\text{tot}}, 0.6 w), \quad (2)$$

$$r_{\text{final}} = \max(r_{\text{floor}}, w - p_{\text{cap}}), \quad (3)$$

where p_{tot} is the total validator penalty and r_{floor} a small progress floor so honest partial work is never scored as zero. The performance term contributes only on scoring actions — when reference scores exist the raw metric is normalized as $(\text{raw} - \text{baseline}) / (\text{oracle} - \text{baseline})$, otherwise clipped to $[0, 1]$. A small set of *critical methodological errors* (target leakage, train+validation re-fit, evaluator-private access, snapshot tampering) overrides (3) and forces $r_{\text{final}} = 0$. Each step stores its component contributions and any critical-error category, so reward growth can be attributed to specific causes.

3.5 Hypotheses

Every experiment tests one of the hypotheses **H1–H10**, Table 14 (Appendix A) maps each hypothesis to the regimes/diagnostics that operationalize it and to its output table, and we tag the relevant experiment in-line as (**Hn**).

3.6 State and interface ablations

(**H7**) To show that the *specific set of states* — not merely “an LLM writing AutoML code” — drives quality, leave-one-state-out ablations remove a single capability from an otherwise identical agent (fixed_without_plan/eda/feature_engineering and the flexible without_eda/without_feature_engineering) and compare against the full fixed_stage_iterative/flexible_iterative on the same splits, jointly on the hidden-test metric and the protocol-valid rate. We expect removing

EDA or FEATURE_ENGINEERING to hurt more than removing PLAN, isolating each state’s marginal contribution. (**H6, H3**) A second family stress-tests *reward optimization*. The reward_maximizer_hidden_hints and reward_maximizer_disclosed_criteria regimes prompt the model to maximize the process reward (the latter also disclosing the public-criteria names), and red_team_vs_validators is a stronger adversary told to treat reward as the only goal and to deliberately not solve the task, measuring the validators’ catch-rate. The red-team probe is the sharpest test of *why process reward cannot replace held-out evaluation*: the validators reliably block the deployment-critical failures (no explicit target leakage, evaluator-private access, snapshot tampering, or forbidden actions), yet the same runs show that the process reward can stay near its baseline level while hidden-test quality drops. GRACE-DS therefore reports process reward and hidden-test quality separately and treats the former as a useful but non-substitutable progress signal. All ablations reuse the shared protocol, splits, and budgets of Section 4 so comparisons are paired.

3.7 Experimental Protocol

(i) The agent uses training labels and validation features, validation labels and the hidden test are evaluator-private; (ii) Each task is fully specified by a task.json manifest (target, type, metric, reference scores, per-state budgets, split strategy), so an episode is reconstructible from manifest plus seeds; (iii) Metrics are higher-is-better, error metrics (RMSE, MAE, log-loss) are returned *negated*; (iv) Randomness is fixed: split seeds, and LLM sampling seed = base + repeat where the provider honors it (Table 16); (v) Execution is bounded by per-block timeouts and per-episode action and token budgets.

3.8 Approach overview

Figure 1 summarizes the data flow: the evaluator owns the split and keeps validation and hidden-test labels private, while the agent iterates with restricted Python under stage-aware feedback and a decomposed reward, and is scored once on the hidden test through evaluator-side replay of the best validated candidate.

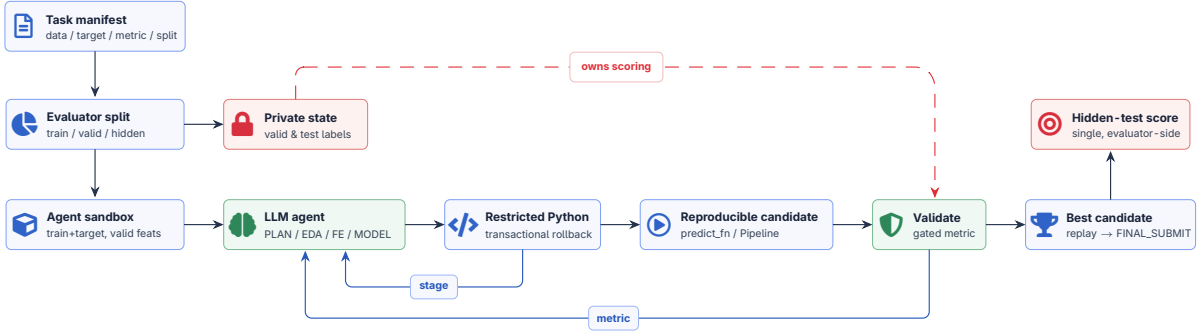


Figure 1: **GRACE-DS** evaluates LLM AutoML agents in a staged tabular environment. The evaluator owns the split and the private valid/hidden-test labels (top row). The agent (bottom row) sees only training labels and validation features and iterates LLM agent \rightarrow restricted execution \rightarrow reproducible candidate. Each candidate is gated by validation, and the agent receives only abstract *stage* and *metric* feedback. Scoring is evaluator-owned: every candidate is run through evaluator-side replay (dashed red), and the selected one yields a single hidden-test score.

4 Experimental Setup

All concrete configuration values are gathered in Tables 15 and 16 (Appendix A), the models in Table 3, and the tasks in Table 2 (per-task details in Table 17, Appendix A), so the prose can describe what is measured without being interrupted by raw numbers.

Regimes The environment is exercised under 15 regimes (Table 18, Appendix A): 7 core regimes spanning the single-shot-to-structured-iterative spectrum, 5 leave-one-state-out ablations, 2 reward-optimization probes, and a `red_team_vs_validators` adversary (Section 3.6). Budgets are set by regime class: the *stateless* regimes (`single_shot`, `n_restarts_*`, `unstructured_agent`), which do not drive the structured state machine, share one per-action and per-episode budget, while the *stateful* structured regimes get the larger stateful budgets of Table 16. To remove an asymmetry whereby restarts could get “free” validation metrics, the harness auto-validates newly reproducible candidates during the working phase. This spectrum operationalizes our two primary comparisons. **(H1)** We test whether the structured iterative regimes (`flexible_iterative`, `flexible_compact_feedback`, `fixed_stage_iterative`) improve the *protocol-valid success rate* and failure recoverability over both `single_shot` and `unstructured_agent` (which shares the workspace and execution/validation feedback but exposes no stage labels or hints), *protocol-valid success* is the frac-

tion of episodes whose candidate is reproducible and terminally scored without a violation or forced rescue, and recoverability is the ability to repair a failure via `CODE_FIX` and still finalize. **(H2)** We test whether structured *iteration* beats merely giving the model more attempts: since all regimes share the per-episode budget and the call-matched upper bound (`n_restarts_call_matched_upper_bound`) grants restarts more generations, any iterative advantage reflects structure rather than compute (we report `mean_llm_calls` to confirm).

Reproducibility and tooling A single CLI runner consumes a YAML config (models, tasks, regimes, seeds, temperatures, budgets) and supports `--dry-run` and smoke runs, so a new experiment is a new YAML rather than a code change. Every episode is reconstructible from its (model, task, regime, seed, temperature, repeat) tuple; runs are checkpointed and resumable, each model call is retried under explicit per-request/per-episode timeouts, and each split manifest stores SHA-256 hashes of its index sets so train/valid/hidden-test isolation is auditable after the fact.

Controlled model complexity To avoid confounding from automated search, agents are instructed and validated to use only small, manually selected model configurations (no grid/random/Bayesian search), which focuses the comparison on planning, EDA, feature engineering, replayability, and validation-driven iteration.

Regime details `flexible_iterative` lets the agent order stages but under a candidate-first discipline: the plan must build a simple reproducible baseline MODEL before deep EDA and name a second, meaningfully different manual model family, and voluntary early stopping is gated until several validated candidates span at least two distinct families. A lightweight regex-based diversity signal (computed without executing user code) feeds r_{code} , rewarding a few distinct manual choices rather than automated search. `fixed_stage_iterative` instead dictates the stage each turn (PLAN → EDA → FEATURE_ENGINEERING → MODEL → refine), so it needs no candidate-first gate. `flexible_compact_feedback` is an interface ablation of `flexible_iterative` that aggressively compacts the public feedback while preserving it in the audit trajectory, isolating the effect of feedback verbosity from its content. After the working phase the evaluator selects the best candidate by validation metric and replays it in a fresh environment with the same seed before a single FINAL_SUBMIT, giving every regime an identical terminal policy and scoring the hidden test exactly once.

Budgets and replication The grid crosses every LLM, task, and core regime over the seeds, temperature, and repeats of Table 16; the per-episode budget is standardized across models so any advantage reflects interaction, not compute. Outputs are raw JSONL plus aggregated CSV tables (main performance and its protocol-valid view, terminal-path breakdown, reward decomposition and growth slopes, validation-metric growth, reward-metric correlation, critical errors, red-team validator defense, quality-speed-cost, prompt-paraphrase robustness, feature relevance, and significance). Paired comparisons reuse the same parameters (split seed, repeat, model, task, temperature) within via Wilcoxon signed-rank tests with bootstrap CIs (above the minimum paired size of Table 16). **(H5)** The reward-metric correlation and reward-growth-slope tables report Pearson/Spearman coefficients between (per-turn) reward and the normalized hidden-test metric per (model, task) — avoiding a pooled Simpson’s paradox — to check the reward is a faithful learning signal, while the critical-error zeroing rule guarantees the reward never pays out for protocol violations.

Interpretability (H4) Unlike final-score-only benchmarks, GRACE-DS explains why an episode scored as it did: the decomposed per-step reward,

terminal-path breakdown (honest finalization vs auto-finalization rescue), validation-metric-growth trace, and candidate-diversity metrics make trajectories auditable.

Calibration of the self-estimate Because validation is gated and the hidden test is scored once, each episode yields a paired (validation, hidden-test) measurement on the same normalized scale. We report the signed validation→hidden-test gap and their per-(model, task) rank correlation as a self-estimate diagnostic. We do not claim probabilistic calibration of the predictions (out of scope under ROC-AUC/RMSE, left to a log-loss variant the metric layer already supports).

Cross-model, cost, robustness, and task interaction Reading the per-cell results along extra axes answers three further questions, each with its own table. *Model scale (H8)*: per-model breakdowns test whether larger models exploit the structured environment differently (e.g. recovering from failures or using iteration more effectively). *Quality-speed-cost (H9)*: a dedicated cost table relates each cell’s hidden-test quality to its runtime, LLM calls, and token usage, placing regimes on an explicit frontier. *Robustness*: because prompts are paraphrased across episodes (`paraphrase_prompts`), a robustness table reports how stable each regime’s protocol-valid performance is under rewording. *Task interaction (H10)*: per-task and per-family breakdowns test whether structured iteration helps most where iterative modeling matters.

4.1 Datasets

The grid uses 10 *production-like* tasks from four families (Table 2, per-task details in Table 17, Appendix A): four post-cutoff Kaggle competitions from TML-bench (Pinchuk, 2026) (several from 2025–2026, as real data), one industry table from TabReD (Rubachev et al., 2025) with its official temporal split, three less-common UCI/OpenML benchmarks (Huu Tiep, 2024; Borah et al., 2020; Teboul and CDC, 2021), and two fully synthetic tasks generated with scikit-learn (Pedregosa et al., 2011) from a known data-generating process with ground-truth informative features (driving the feature-relevance analysis). Binary tasks are scored with ROC-AUC and regression with RMSE or R^2 , the metric layer also supports macro- F_1 , accuracy, MAE, and log-loss. Because the competitions are post-cutoff and the synthetic data unseen, **strong scores cannot come**

from memorization, the same manifest-driven design lets any company drop in its own task. json and obtain the identical staged, leakage-aware evaluation locally, without exposing labels or a public leaderboard. Source-defined splits are honored where available, otherwise a stratified split is used (Table 16), and split manifests export row counts and SHA-256 index hashes so hidden-test isolation is auditable.

Table 2: Dataset families in the GRACE-DS paper grid (10 tasks).

Family	#	Properties
TML-bench	4	Post-cutoff Kaggle. RMSE / ROC-AUC.
TabReD	1	Industry datasets. RMSE.
Benchmark (UCI/OpenML)	3	Less-common UCI/OpenML datasets. Low memorization risk. R^2 / ROC-AUC.
Synthetic	2	Known DGP, zero memorization, feature-relevance ground truth.

4.2 Language models

We evaluate eight frontier LLMs (Table 3) — open-weight and proprietary, spanning dense and mixture-of-experts architectures and a wide size range — with reasoning enabled where supported, served via hosted chat-completions APIs (mainly OpenRouter). Provider preferences request high-precision endpoints except for natively low-precision (MXFP4/fp8) releases, and the sampling seed is base + repeat for reproducible draws where the provider honors it.

4.3 Computing infrastructure

All sandboxed model training and scoring run on CPU — no GPU is used for the candidate pipelines (LLM inference is served remotely via the OpenRouter API). Episodes run under a process-pool runner with per-episode and per-request timeouts. (CPU model: AMD Ryzen 7 5700X, 64 GB RAM, worker count: 8).

4.4 Summary of Hypotheses

The list of hypotheses can be found in Table 21

Table 3: The eight LLMs in the GRACE-DS paper grid. All are open-weight except the three marked *prop.* (proprietary) (gemini-3.1-pro, grok-4.3, gpt-5.4), whose architectures are undisclosed. MoE = mixture-of-experts (total/active parameters where disclosed), reasoning is enabled where supported.

Model	Arch.	Reasoning
google/gemini-3.1-pro-preview	prop.	on
openai/gpt-oss-120b	MoE 117B/5.1B	on
x-ai/grok-4-3	prop.	on
qwen/qwen3-next-80b-a3b-instruct	MoE 80B/3B	off (instruct)
deepseek/deepseek-v4-flash	MoE 284B/13B	on
deepseek/deepseek-v4-pro	MoE 1.6T/49B	on
qwen/qwen3.5-397b-a17b	MoE 397B/17B	on
openai/gpt-5.4	prop.	on

5 Results

We report the full core grid (8 LLMs \times 10 tasks \times 7 core regimes, 6 episodes per cell, $N=480$ episodes per regime), the five leave-one-state-out ablations, the two reward-optimization probes, and the matched red-team grid. Throughout, $E2E Q$ denotes task-normalized hidden-test quality with missing terminal scores counted as zero (Figure 2), *Obs. Q* averages only episodes that produced a terminal hidden-test score, *PV* is the protocol-valid completion rate, and *R* is the final decomposed process reward of Section 3.4. Paired comparisons reuse the same split seed and repeat within model, task, temperature and are tested with Wilcoxon signed-rank tests and paired bootstrap confidence intervals, aggregate means carry cluster-bootstrap CIs over model-task cells and rates carry Wilson 95% CIs. Each subsection is tagged with the hypothesis of Table 14 that it operationalizes.

5.1 Structured iteration improves end-to-end effectiveness and protocol validity (H1, H2)

Table 4 reports the main hidden-test performance and reward decomposition by regime, and Table 5 the paired deltas of flexible_iterative against the four primary baselines.

H1 is confirmed. The best structured regime, flexible_iterative, attains an end-to-end normalized hidden-test quality of 0.754 (95% CI [0.708, 0.798]), against 0.536 for single_shot and 0.527 for unstructured_agent. The

paired deltas are +0.218 E2E Q over single-shot (CI [0.182, 0.255], Wilcoxon $p < 10^{-23}$) and +0.227 over the unstructured agent (CI [0.187, 0.267], $p < 10^{-15}$). Protocol-valid completion improves in parallel: 96.9% for flexible iteration versus 88.8% (single-shot) and 69.2% (unstructured), i.e. paired gains of +8.1 pp ($p < 10^{-6}$) and +27.7 pp ($p < 10^{-26}$). The decomposition of the advantage is diagnostic: against the unstructured agent the observed quality of scored episodes is statistically indistinguishable (Δ Obs. Q = +0.011), so the end-to-end gain over unstructured interaction comes almost entirely from reliability — structured stage feedback converts episodes that would otherwise end in protocol violations or unscored terminations into protocol-valid scored submissions. Against single-shot generation, by contrast, both components contribute (Δ Obs. Q = +0.172): iteration also produces better candidates, not only more finished ones.

H2 is confirmed, with one caveat made explicit. Structured iteration beats merely granting the model more independent attempts. Against `n_restarts_from_scratch` (same per-episode budget) the paired advantage is +0.082 E2E Q (CI [0.050, 0.113], $p = 2.2 \times 10^{-4}$), against the *call-matched restart upper bound* — which receives twice the generations of the plain restart baseline — the advantage is +0.068 (CI [0.038, 0.098], Wilcoxon $p = 0.011$). This last, most conservative comparison is significant but smaller, and the task-level analysis (Section 5.9) shows it is concentrated on tasks where within-episode revision matters, we therefore describe the call-matched advantage as consistent but moderate. Crucially, the budgets are genuinely comparable: flexible iteration uses fewer LLM calls than the call-matched bound ($\Delta = -0.40$ calls) and 150 s less wall-clock per episode, so the advantage is attributable to interaction structure rather than to extra compute. The prescribed-schedule regime (`fixed_stage_iterative`, E2E Q 0.655) confirms that the advantage lies in an iterative process based on feedback and driven by agents, rather than in the step-by-step approach itself: forcing every model through the same script lowers protocol validity to 84.2% on the full model grid (Section 5.7 traces this to the smaller models), even though its observed quality on completed runs essentially matches the flexible regime (0.778 vs. 0.779).

5.2 Methodological reliability, critical errors, and recovery (H3)

Table 6 reports episode-level error and recovery statistics. **H3 is confirmed.** The structured-feedback regimes drive critical methodological errors to near zero: 0 episodes in 480 for both `fixed_stage_iterative` and `flexible_compact`, and a single episode (0.2%) for `flexible_iterative`. The restart baselines are far worse — 5.2% and 7.1% critical-error episodes, consisting entirely of target-leakage and train+validation-refit patterns — because independent regenerations repeatedly reintroduce the same leakage-prone constructions without any corrective feedback. Equally important for deployment is *recovery*: among episodes that experienced any error, flexible iteration still finished protocol-valid 93.4% of the time (94.2% for execution errors specifically), versus 7.0% for single-shot, 47.0% for the unstructured agent, and 70.3% for the fixed schedule. The hidden validators and the `CODE_FIX` loop therefore do not merely detect failures — they convert most failed trajectories back into valid submissions, which is precisely the correction behavior GRACE-DS is designed to measure.

5.3 Interpretability of the verdict (H4)

H4 is confirmed in the proxy sense defined in Section 4. Three instrumented views jointly explain why each regime scored as it did rather than only what it scored. First, the terminal-path breakdown: 465 of 480 flexible-iterative episodes ended in an honest agent-issued `FINAL_SUBMIT` (2 protocol-violation terminations, 10 without a terminal metric, 3 forced or premature), whereas the fixed schedule produced 65 protocol-violation episodes and the unstructured agent 138 — the E2E gaps of Table 4 are thereby attributed to specific terminal failure modes instead of remaining opaque. Second, the reward decomposition localizes the quality gain: relative to single-shot, the flexible advantage is carried by the evaluator-computed performance term (R_{perf} 0.501 vs. 0.414) and the plan term (0.136 vs. 0.105), while the code-quality term is essentially constant across all regimes (≈ 0.27 –0.28) — the reward grows because the models get better, not because the agents become better at checklist-pleasing. Third, the validation-growth and diversity traces: flexible iteration improved its gated validation metric in 56.7% of episodes (mean within-episode gain +0.126 on the normal-

Table 4: Main hidden-test performance and reward decomposition by core regime ($N=480$ episodes each). E2E Q counts missing terminal hidden-test scores as zero, Obs. Q averages only scored episodes. R_{perf} , R_{plan} , R_{code} are the mean contributions of the performance, plan-coverage, and code-quality terms to the final reward R . Higher is better throughout. This table supports H1, H2, H4, and H5.

Regime	N	E2E Q	Obs. Q	R	R_{perf}	R_{plan}	R_{code}	PV (%)
single_shot	480	0.536	0.604	0.475	0.414	0.105	0.276	88.8
unstructured_agent	480	0.527	0.762	0.647	0.514	0.105	0.282	69.2
restarts_from_scratch	480	0.672	0.697	0.521	0.485	0.105	0.278	96.5
restarts_call_matched	480	0.686	0.716	0.531	0.493	0.105	0.278	95.8
fixed_stage_iterative	480	0.655	0.779	0.605	0.488	0.141	0.274	84.2
flexible_compact	480	0.734	0.761	0.607	0.492	0.137	0.275	96.5
flexible_iterative	480	0.754	0.779	0.600	0.501	0.136	0.275	96.9

Table 5: Paired deltas for flexible_iterative against the primary baselines (480 pairs each, paired bootstrap over model-task-seed-repeat cells, Wilcoxon signed-rank p). Positive quality deltas favor structured flexible iteration. ΔCalls and ΔSec are differences in mean LLM calls and wall-clock seconds per episode. This table is the main evidence for H1 and H2.

Comparison	$\Delta\text{E2E Q}$ [95% CI]	p	$\Delta\text{Obs. Q}$	ΔPV (pp)	ΔCalls	ΔSec
vs. single-shot	+0.218 [0.182, 0.255]	1.9×10^{-24}	+0.172	+8.1	+6.60	+60.6
vs. unstructured	+0.227 [0.187, 0.267]	6.2×10^{-16}	+0.011	+27.7	+1.50	-18.1
vs. restarts-from-scratch	+0.082 [0.050, 0.113]	2.2×10^{-4}	+0.081	+0.4	+3.60	-19.9
vs. call-matched restarts	+0.068 [0.038, 0.098]	0.011	+0.063	+1.0	-0.40	-149.7

ized scale, versus 0 by construction for single-shot), while registering on average 5.4 validated candidates spanning 2.1 distinct model families (mean candidate-diversity score 0.94), confirming that the candidate-first discipline produced genuine small manual comparison rather than a single tuned pipeline.

The calibration-of-self-estimate diagnostic completes the picture: the signed validation \rightarrow hidden-test gap is non-positive for every regime (flexible iterative -0.023 , call-matched grid 0.000 on the normalized scale), i.e. agents did not overfit the gated validation signal they steered on, and the per (model, task) Spearman correlation between validation and hidden-test scores is positive in 83% of cells (mean $\rho = 0.41$), so the gated validation metric was a faithful selection signal.

5.4 Reward as a progress signal (H5)

H5 is confirmed with the anticipated caveat. Computed per task to avoid the pooled Simpson’s-paradox failure mode flagged in Section 4 (the pooled episode-level Spearman correlation between reward and the raw hidden-test metric is in fact slightly negative, because tasks with low achievable metrics still yield mid-range process rewards), the rank correlation between final reward and E2E Q is positive on 9 of 10 tasks, with mean task-level $\rho = 0.296$ (bootstrap CI [0.160, 0.434],

maximum 0.639 on lattice_physics, the single negative value, -0.120 , occurs on synthetic_regression, where the performance term saturates and reward variance is dominated by the process terms). Against Obs. Q the mean task-level correlation is $\rho = 0.329$. Simpler process signals behave consistently: the number of completed validations correlates positively with E2E Q on 10 of 10 tasks (mean $\rho = 0.230$). The process reward is therefore a useful *within-task* progress signal — suitable for monitoring and for feedback — but its task-dependent scale and its occasional saturation confirm that it must not be read as a cross-task quality score, that role belongs to the isolated hidden test (Section 5.5).

5.5 Reward optimization and the red-team probe do not replace solving the task (H6, with H3’s validator-defense reading)

Table 7 reports the reward-optimization stress tests and Table 8 the adversarial red-team grid. **H6 is confirmed.** Prompting the agent to maximize the process reward moves the reward at most marginally while reducing hidden-test quality: with the rubric hidden, $\Delta R = +0.003$ at $\Delta\text{E2E Q} = -0.050$, with the public criteria names disclosed, $\Delta R = +0.014$ (CI $[-0.000, 0.029]$, Wilcoxon $p=1.4 \times 10^{-4}$) at $\Delta\text{E2E Q} = -0.039$. Protocol validity is essentially preserved (-1.3 and -1.7 pp)

Table 6: Error and recovery statistics by core regime. “Any error” is episode-level and includes execution errors, critical errors, protocol violations, forbidden-action attempts, and terminal payload errors. Critical errors (all leakage variants here) force the episode reward to zero. Recovery is the fraction of error episodes that still end protocol-valid. This table supports H3 and H4.

Regime	N	Any err.	Exec. err.	Crit. err. (%)	PV events / eps.	PV (%)	Rec. any (%)	Rec. exec. (%)
single_shot	480	57	52	4 (0.8)	1 / 1	88.8	7.0	0.0
unstructured_agent	480	279	201	5 (1.0)	183 / 138	69.2	47.0	65.2
restarts_from_scratch	480	165	138	25 (5.2)	5 / 5	96.5	89.7	91.3
restarts_call_matched	480	232	201	34 (7.1)	12 / 10	95.8	91.4	94.0
fixed_stage_iterative	480	256	235	0 (0.0)	77 / 65	84.2	70.3	76.6
flexible_compact	480	232	231	0 (0.0)	3 / 3	96.5	93.1	93.5
flexible_iterative	480	227	224	1 (0.2)	2 / 2	96.9	93.4	94.2

and critical errors remain at the noise level (a single leakage episode in each probe, forced to zero reward by the critical-error rule). In other words, the bounded-value design of the checklist terms works as intended: surface compliance can buy a small reward increment, but attention diverted from modeling shows up immediately — and only — in the hidden-test score, which is exactly the separation between process feedback and final arbitration that GRACE-DS is built to provide.

The stricter `red_team_vs_validators` adversary, instructed to treat reward as the only goal and deliberately not solve the task, sharpens the same conclusion and yields the validator-defense reading of H3. Across the 120 matched head-to-head episodes (GPT-5.4 and Qwen3.5-397B) the validators prevented every deployment-critical failure mode outright: zero critical errors, zero evaluator-private access attempts, zero protected-snapshot tampering, and zero forbidden-action attempts, with a single protocol-violation event, protocol validity remained at 96.7%. The red-team agent could not convert its adversarial intent into reward: its mean reward is lower than the matched flexible-iterative reference ($\Delta R = -0.027$, $p=0.006$) while its hidden-test quality drops ($\Delta E2E Q = -0.083$, $\Delta Obs. Q = -0.096$, $p < 10^{-4}$). Across the wider validator-defense grid (4 models \times 10 tasks), 30 of 40 model-task rows show no uncaught reward advantage at all (defense rate 75.0%, Wilson CI [0.598, 0.858]), in the remaining 10 rows the residual uncaught advantage is small (mean +0.032 reward) and is in every case accompanied by a hidden-test quality deficit relative to the reference — i.e. the only leverage the adversary found was minor checklist polishing that the isolated held-out score exposes immediately. Hidden process validators and isolated final scoring are therefore complementary defenses, and neither

alone would suffice.

5.6 State ablations: which stages are load-bearing (H7)

Table 9 reports the leave-one-state-out ablations, each paired against its full counterpart on identical splits and budgets. **H7 is confirmed in its refined form:** the ablations reveal which states are load-bearing, and the answer is more differentiated than the prior expectation that EDA and feature engineering would dominate. EDA is load-bearing in both regimes: removing it costs -0.065 E2E Q in the fixed schedule ($p=2.4 \times 10^{-3}$) and -0.084 in the flexible regime ($p=3.0 \times 10^{-6}$), with protocol validity dropping 5.2 and 6.3 pp respectively — agents that never inspect the data both model worse and fail the protocol more. PLAN is load-bearing in the fixed schedule (-0.073 E2E Q, $p=1.5 \times 10^{-3}$), and the mechanism is visible in the terminal-path data: the loss is driven almost entirely by reliability (PV -9.8 pp, protocol-violation episodes rise from 65 to 96) rather than by the quality of completed runs ($\Delta Obs. Q = -0.002$). The explicit `FEATURE_ENGINEERING` state, by contrast, is not load-bearing as a separate stage: removing it is quality-neutral in the fixed schedule (+0.004 E2E Q) and costs only -0.022 in the flexible regime (bootstrap CI $[-0.050, 0.006]$). Inspection of the trajectories explains why: agents fold reproducible preprocessing into the `Pipeline` built inside `MODEL` actions, so the capability survives the removal of its dedicated stage. The ablation family thus does exactly what H7 asks of it — it shows that the value of the environment lies in enforced data inspection and planning discipline, not in the mere existence of a named feature-engineering slot.

Table 7: Reward-optimization stress tests ($N=480$ each). Deltas are paired against `flexible_iterative`. Reward-maximizing prompts buy at most a marginal reward increase at the cost of hidden-test quality, supporting the separation of process reward from task solving. This table supports H5 and H6.

Regime	E2E Q	Obs. Q	R	PV (%)	Crit.	Δ E2E Q	ΔR	Δ PV (pp)
<code>flexible_iterative</code>	0.754	0.779	0.600	96.9	1	—	—	—
<code>reward_max_hidden</code>	0.704	0.737	0.602	95.6	1	-0.050	+0.003	-1.3
<code>reward_max_disclosed</code>	0.715	0.751	0.614	95.2	1	-0.039	+0.014	-1.7

Table 8: Red-team stress test against the validators. “Defended” counts model-task rows with no uncaught reward advantage in the validator-defense analysis, which spans 4 models \times 10 tasks. The per-episode rows (Episodes, E2E Q, Obs. Q, R , PV, the error and violation counts, and the paired deltas) report the matched two-model head-to-head (GPT-5.4 and Qwen3.5-397B, $N=120$ episodes per column), whereas the *Defended model-task rows* and *Mean uncaught reward advantage* rows summarize that 4 models \times 10 tasks grid. The adversary achieves no critical error, no evaluator-private access, no snapshot tampering, and no forbidden-action attempt, and loses both reward and hidden-test quality. This table supports H3, H4, and H6.

	<code>flexible_iterative</code>	<code>red_team_vs_validators</code>
Episodes	120	120
E2E Q	0.747	0.664
Obs. Q	0.779	0.687
Final reward R	0.630	0.603
Protocol-valid (%)	95.8	96.7
Critical errors	0	0
Forbidden-action attempts	0	0
Protocol-violation events	2	1
Defended model-task rows	40/40	30/40 (75.0%)
Mean uncaught reward advantage	0.000	0.008

Paired red-team – reference: Δ E2E Q = -0.083 ($p=1.6 \times 10^{-4}$), Δ Obs. Q = -0.096 ($p<10^{-4}$), $\Delta R = -0.027$ ($p=0.006$), Δ PV = $+0.8$ pp.

5.7 Model scale changes how agents use the environment (H8)

Table 10 breaks the core comparison down per model. **H8 is confirmed.** All eight models benefit from the structured flexible environment, but the size of the benefit and its mechanism differ systematically with scale. The largest single-shot-to-flexible gains accrue to GPT-OSS-120B (+0.342), GPT-5.4 (+0.334), and the two DeepSeek-V4 variants (+0.258 Pro, +0.220 Flash), the strongest single-shot model, Gemini-3.1 Pro, gains comparatively little (+0.159) because its one-shot pipelines are already close to the oracle anchor, and the smallest gain (+0.097) belongs to Qwen3-Next-80B, the only model run without reasoning. The structured environment thereby acts as a capability equalizer on end-to-end quality (flexible E2E Q spans only 0.66–0.82 across models, against 0.44–0.66 for single-shot), while still preserving a ranking signal through PV and reward.

The fixed-schedule regime exposes the other half of the scale effect: weaker models cannot follow a rigid prescribed protocol. Under `fixed_stage_iterative`, protocol validity col-

lapses to 38.3% for Qwen3-Next-80B (E2E Q 0.255) and drops to 70.0% for GPT-OSS-120B, while the remaining models stay at 86.7–100%, flexible iteration restores the two affected models to 86.7% and 95.0% PV. The strong-model robustness subset (DeepSeek-V4-Flash, Gemini-3.1 Pro, GPT-5.4, $N=180$ per regime) confirms this interpretation: with the smaller open-weight models removed, the fixed schedule becomes competitive with the flexible regime (E2E Q 0.761 vs. 0.777, PV 96.7% vs. 99.4%), and the flexible-vs-baseline conclusions of Section 5.1 replicate (Δ E2E Q = $+0.238$ vs. single-shot, $p=1.3 \times 10^{-8}$; $+0.247$ vs. unstructured), with a smaller $+0.064$ advantage over call-matched restarts that does not reach significance on this subset. For deployment this is a directly actionable finding: rigid workflow scripting is safe only with frontier-class models, whereas feedback-guided flexible iteration is robust across the scale range — and it is a distinction that no final-score-only benchmark would surface.

Table 9: Leave-one-state-out ablations. Mean columns report each regime directly, delta columns report the ablation minus its full counterpart (paired, 480 pairs, † marks Wilcoxon $p < 0.01$). Negative Δ E2E Q indicates the removed state was load-bearing. This table supports H7.

Regime	Reference	E2E Q	Obs. Q	PV (%)	Δ E2E Q	ΔR	Δ PV (pp)
fixed_stage_iterative	—	0.655	0.779	84.2	—	—	—
fixed_without_plan	fixed	0.582	0.783	74.4	-0.073†	-0.012	-9.8†
fixed_without_eda	fixed	0.590	0.747	79.0	-0.065†	-0.063†	-5.2
fixed_without_FE	fixed	0.659	0.754	87.5	+0.004	+0.021†	+3.3
flexible_iterative	—	0.754	0.779	96.9	—	—	—
flexible_without_EDA	flexible	0.670	0.739	90.6	-0.084†	-0.027†	-6.3†
flexible_without_FE	flexible	0.732	0.753	97.3	-0.022	+0.027†	+0.4

Table 10: Model-level breakdown (mean E2E Q per model under selected regimes, 60 episodes per model-regime cell). Δ Flex-SS is flexible_iterative minus single_shot, Δ Flex-CM is flexible_iterative minus call-matched restarts. Fixed PV is protocol validity under the prescribed schedule, illustrating the scale-dependent collapse discussed in the text. This table supports H8 and H9.

Model	Size/type	SS	Unstr.	CM rest.	Flexible	Δ Flex-SS	Δ Flex-CM	Fixed PV (%)	Flex PV (%)
Qwen3-Next-80B	MoE 80B/3B	0.560	0.277	0.626	0.657	+0.097	+0.031	38.3	86.7
GPT-OSS-120B	MoE 117B/5.1B	0.446	0.724	0.651	0.788	+0.342	+0.137	70.0	95.0
DeepSeek-V4-Flash	MoE 284B/13B	0.514	0.447	0.659	0.734	+0.220	+0.075	91.7	98.3
DeepSeek-V4-Pro	MoE 1.6T/49B	0.523	0.357	0.722	0.782	+0.258	+0.060	96.7	100.0
Qwen3.5-397b-a17b	MoE 397B/17B	0.587	0.564	0.655	0.764	+0.177	+0.110	91.7	96.7
Gemini-3.1 Pro	proprietary	0.662	0.569	0.790	0.820	+0.159	+0.030	98.3	100.0
Grok-4.3	proprietary	0.558	0.704	0.699	0.713	+0.155	+0.014	86.7	98.3
GPT-5.4	proprietary	0.442	0.573	0.688	0.775	+0.334	+0.087	100.0	100.0

5.8 Quality-speed-cost frontier (H9)

Table 11 places every regime on the quality-compute frontier using wall-clock time, LLM calls, and total episode tokens. **H9 is confirmed.** The frontier is well-separated and non-trivial: single-shot is the cheapest point (41 s, 1 call, 2.4k tokens) at the lowest quality (0.536), plain restarts buy +0.136 E2E Q for 4× the calls, the call-matched restart bound costs the most wall-clock of any regime (251 s) yet is dominated by flexible iteration, which is simultaneously better (+0.068 E2E Q), faster (-150 s), and cheaper in calls (-0.40). Notably, flexible iteration is also the fastest of the iterative regimes in mean wall-clock (101 s, against 120 s for the unstructured agent). The one axis on which structured iteration pays a premium is tokens: stage-aware feedback and thinking traces raise episode tokens to $\approx 43k$, roughly 2.1× the call-matched restart budget. The interface ablation quantifies the price of that verbosity: flexible_compact_feedback removes about 10% of the tokens (38.7k) and 0.47 calls for a -0.020 E2E Q quality concession, defining an intermediate operating point for token-constrained deployments. Organizations can therefore choose between three rational operating points — single-

shot for triage, compact-feedback flexible iteration for token-bounded budgets, and full flexible iteration for maximum end-to-end reliability — while both restart baselines and the rigid schedule are dominated on this grid.

Appendix B extends this view to all 15 regimes and to the eight models under flexible_iterative, reporting median latencies with inter-quartile ranges, token usage, and a seconds-per-unit-of-quality efficiency summary, together with the deployment-oriented readings of those tables.

5.9 The environment helps most where iterative modeling matters (H10)

Table 12 sorts the ten tasks by the improvement of flexible iteration over single-shot. **H10 is confirmed.** The gain spans nearly two orders of magnitude, from +0.903 on lattice_physics — a regression task whose strong-correlation and scaling structure single-shot pipelines almost never exploit (single-shot E2E Q 0.080) and where flexible iteration even clears the call-matched restart bound by +0.627 — down to +0.019 on tunadromd, where a single generation already reaches 0.777. The same gradient governs the

Table 11: Runtime, iteration, and budget-use statistics by core regime (means per episode, Valid. is the number of evaluator-scored validations, Val. delta is the mean within-episode improvement of the gated validation metric on the normalized scale, with the fraction of validated episodes that improved in parentheses). This table supports H2 and H9.

Regime	Sec.	Steps	Calls	Tokens	Valid.	Val. delta (improved)
single_shot	40.8	1.9	1.00	2,404	1.8	0.000 (0%)
unstructured_agent	119.6	8.1	6.09	19,881	5.4	0.055 (66%)
restarts_from_scratch	121.4	7.6	4.00	10,178	4.5	0.031 (59%)
restarts_call_matched	251.1	15.2	8.00	20,428	8.0	0.032 (71%)
fixed_stage_iterative	121.4	10.5	7.98	47,417	4.9	0.122 (57%)
flexible_compact	106.2	9.5	7.12	38,724	4.7	0.060 (48%)
flexible_iterative	101.5	9.8	7.60	43,223	5.5	0.126 (57%)

comparison against call-matched restarts: Δ Flex-CM is large exactly where within-episode revision matters (`lattice_physics` +0.627, `tml_s6e1` +0.185) and mildly negative on the easiest tasks (`tml_s5e10` -0.053, `tml_bank_churn` -0.046, `tunadromd` -0.028), where independent resampling of a near-saturated solution is as good as iteration. This task-level heterogeneity also explains why the pooled call-matched advantage of Section 5.1, though significant, is the smallest of the four paired comparisons. For an organization instantiating GRACE-DS on its own data, the practical reading is that the value of an iterative agent loop is predictable from task difficulty relative to the oracle anchor: the further a trivial single-shot solution sits from the oracle, the more the structured environment pays.

6 Conclusion

We introduced GRACE-DS, a controlled pre-deployment evaluation harness for LLM-powered AutoML agents on tabular supervised-learning workflows, and used it to compare 15 harness regimes across eight frontier LLMs and ten production-like tasks. The central finding is that how an agent is allowed to work matters as much as which model runs it: flexible structured iteration reaches an end-to-end normalized hidden-test quality of 0.754, against 0.536 for single-shot generation, 0.527 for an unstructured agent, and 0.672 and 0.686 for the restart baselines, while raising protocol-valid completion to 96.9%. The paired advantage is +0.218 E2E Q over single-shot and +0.227 over the unstructured agent, and flexible iteration dominates even the most conservative call-matched restart upper bound on quality and wall-clock (Tables 4, 5, 11).

Table 21 summarizes the verdicts with the primary supporting evidence for each hypothesis.

These results also substantiate the positioning claims of Section 2.6 against final-score and gym-style benchmarks. Every deployment-relevant distinction reported above is invisible to a final-score-only evaluation: the unstructured agent and the fixed schedule essentially match flexible iteration on the observed quality of completed runs (Obs. Q 0.762–0.779 vs. 0.779) and would look competitive on a leaderboard, yet they lose 10–23 points of protocol-valid end-to-end quality to terminal failures, the restart baselines look strong on aggregate score while committing 25–34 leakage-class critical-error episodes, against at most one in the structured regimes, and the reward maximizers and the red team keep their scores superficially respectable while the combination of hidden validators and isolated held-out scoring localizes exactly what they sacrificed.

It is precisely the GRACE-DS combination — staged interaction, hidden executable validators, decomposed process reward, reproducible submission, and a single isolated hidden-test scoring — that turns these distinctions into measurements, which is the capability an enterprise pre-deployment gate requires and which the related benchmarks of Section 2 do not provide in one platform. By measuring the full agent loop rather than only its final score, GRACE-DS lets a team choose not just a model but a way of running it, and surfaces the reliability and reward-hacking failure modes that determine whether an AutoML agent is safe to put into production.

7 Future Work

GRACE-DS is a controlled pre-deployment evaluation harness for LLM-powered AutoML agents on tabular supervised-learning workflows, its directions for future work therefore follow directly from the design choices that define its current scope.

Table 12: Task-level breakdown (mean E2E Q per task, 48 episodes per task-regime cell), sorted by the improvement of flexible_iterative over single_shot. This table supports H10 and shows where iterative modeling gives the largest gains.

Task	SS	CM rest.	Flexible	Δ Flex-SS	Δ Flex-CM	Flex PV (%)
lattice_physics	0.080	0.356	0.983	+0.903	+0.627	100.0
tml_s6e1	0.238	0.481	0.665	+0.427	+0.185	83.3
synthetic_classification	0.669	0.835	0.873	+0.204	+0.038	100.0
tml_foot_traffic	0.644	0.772	0.783	+0.139	+0.011	95.8
synthetic_regression	0.323	0.482	0.453	+0.130	-0.028	100.0
tml_bank_churn	0.558	0.701	0.655	+0.097	-0.046	97.9
tabred_sberbank	0.860	0.961	0.954	+0.094	-0.007	97.9
cdc_diabetes	0.521	0.621	0.603	+0.082	-0.018	97.9
tml_s5e10	0.695	0.830	0.777	+0.082	-0.053	100.0
tunadromd	0.777	0.824	0.796	+0.019	-0.028	95.8

Scope GRACE-DS currently targets tabular ML because of its central role in industrial applications such as risk scoring, churn prediction, forecasting, fraud detection, and operations analytics. Extending the harness to deep learning training loops, multimodal modeling, reinforcement learning, large-scale distributed training, architecture search, and open-ended scientific discovery would test whether the process-level, deployment-relevant distinctions GRACE-DS surfaces generalize beyond tabular AutoML and move it toward a more universal benchmark for ML agents.

Relation to production readiness Integrating GRACE-DS into the broader MLOps lifecycle. Passing GRACE-DS does not by itself certify a model as production-ready: monitoring, probabilistic calibration, robustness to future distribution shift, latency constraints, explainability, security review, and approval workflows.

References

- Parthajit Borah, DK Bhattacharyya, and JK Kalita. 2020. [Malware dataset generation and evaluation](#). In *2020 IEEE 4th Conference on Information & Communication Technology (CICT)*, pages 1–6.
- Jun Shern Chan, Neil Chowdhury, Oliver Jaffe, James Aung, Dane Sherburn, Evan Mays, Giulio Starace, Kevin Liu, Leon Maksin, Tejal Patwardhan, Aleksander Madry, and Lilian Weng. 2025. [MLE-bench: Evaluating machine learning agents on machine learning engineering](#). In *The Thirteenth International Conference on Learning Representations*.
- Ziru Chen, Shijie Chen, Yuting Ning, Qianheng Zhang, Boshi Wang, Botao Yu, Yifei Li, Zeyi Liao, Chen Wei, Zitong Lu, Vishal Dey, Mingyi Xue, Frazier N. Baker, Benjamin Burns, Daniel Adu-Ampratwum, Xuhui Huang, Xia Ning, Song Gao, Yu Su, and Huan Sun. 2025. [ScienceAgentBench: Toward rigorous assessment of language agents for data-driven scientific discovery](#). In *The Thirteenth International Conference on Learning Representations*.
- Alex Egg, Martin Iglesias Goyanes, Friso Kingma, Andreu Mora, Leandro von Werra, and Thomas Wolf. 2025. [DABstep: Data agent benchmark for multi-step reasoning](#). *Preprint*, arXiv:2506.23719.
- Pieter Gijsbers, Marcos L. P. Bueno, Stefan Coors, Erin LeDell, Sébastien Poirier, Janek Thomas, Bernd Bischl, and Joaquin Vanschoren. 2024. [AMLB: an automl benchmark](#). *Journal of Machine Learning Research*, 25(101):1–65.
- Ken Gu, Ruoxi Shang, Ruijen Jiang, Keying Kuang, Richard-John Lin, Donghe Lyu, Yue Mao, Youran Pan, Teng Wu, Jiaqian Yu, Yikun Zhang, Tianmai M. Zhang, Lanyi Zhu, Mike A Merrill, Jeffrey Heer, and Tim Althoff. 2024. [BLADE: Benchmarking language model agents for data-driven science](#). In *Findings of the Association for Computational Linguistics: EMNLP 2024*.
- Sirui Hong, Yizhang Lin, Bang Liu, Bangbang Liu, Binhao Wu, Ceyao Zhang, Chenxing Wei, Danyang Li, Jiaqi Chen, Jiayi Zhang, Jinlin Wang, Li Zhang, Lingyao Zhang, Min Yang, Mingchen Zhuge, Taicheng Guo, Tuo Zhou, Wei Tao, Xiangru Tang, and 8 others. 2024. [Data Interpreter: An llm agent for data science](#). *Preprint*, arXiv:2402.18679.
- Xueyu Hu, Ziyu Zhao, Shuang Wei, Ziwei Chai, Qianli Ma, Guoyin Wang, Xuwu Wang, Jing Su, Jingjing Xu, Ming Zhu, Yao Cheng, Jianbo Yuan, Jiwei Li, Kun Kuang, Yang Yang, Hongxia Yang, and Fei Wu. 2024. [InfiAgent-DABench: Evaluating agents on data analysis tasks](#). In *Proceedings of the 41st International Conference on Machine Learning*.
- Qian Huang, Jian Vora, Percy Liang, and Jure Leskovec. 2024a. [MLAgentBench: Evaluating language agents on machine learning experimentation](#). In *Proceedings of the 41st International Conference on Machine Learning*.
- Yiming Huang, Jianwen Luo, Yan Yu, Yitong Zhang, Fangyu Lei, Yifan Wei, Shizhu He, Lifu Huang, Xiao

- Liu, Jun Zhao, and Kang Liu. 2024b. [DA-Code: Agent data science code generation benchmark for large language models](#). In *Proceedings of the 2024 Conference on Empirical Methods in Natural Language Processing*, pages 13487–13521.
- Nguyen Huu Tiep. 2024. [Lattice-physics \(PWR fuel assembly neutronics simulation results\)](#). UCI Machine Learning Repository.
- Zhengyao Jiang, Dominik Schmidt, Dhruv Srikanth, Dixing Xu, Ian Kaplan, Deniss Jacenko, and Yuxiang Wu. 2025. [AIDE: AI-driven exploration in the space of code](#). *Preprint*, arXiv:2502.13138.
- Liqiang Jing, Zhehui Huang, Xiaoyang Wang, Wenlin Yao, Wenhao Yu, Kaixin Ma, Hongming Zhang, Xinya Du, and Dong Yu. 2025. [DSBench: How far are data science agents from becoming data science experts?](#) In *The Thirteenth International Conference on Learning Representations*.
- Dominik Kreuzberger, Niklas Kühl, and Sebastian Hirschl. 2022. [Machine learning operations \(MLOps\): Overview, definition, and architecture](#). *Preprint*, arXiv:2205.02302.
- Yuhang Lai, Chengxi Li, Yiming Wang, Tianyi Zhang, Ruiqi Zhong, Luke Zettlemoyer, Wen-tau Yih, Daniel Fried, Sida Wang, and Tao Yu. 2023. [DS-1000: A natural and reliable benchmark for data science code generation](#). In *Proceedings of the 40th International Conference on Machine Learning*.
- Hanyu Li, Haoyu Liu, Tingyu Zhu, Tianyu Guo, Zeyu Zheng, Xiaotie Deng, and Michael I. Jordan. 2025. [IDA-Bench: Evaluating llms on interactive guided data analysis](#). *Preprint*, arXiv:2505.18223.
- Bodhisattwa Prasad Majumder, Harshit Surana, Dhruv Agarwal, Bhavana Dalvi Mishra, Abhijeetsingh Meena, Aryan Praxhar, Tirth Vora, Tushar Khot, Ashish Sabharwal, and Peter Clark. 2025. [DiscoveryBench: Towards data-driven discovery with large language models](#). In *The Thirteenth International Conference on Learning Representations*.
- Deepak Nathani, Lovish Madaan, Nicholas Roberts, Nikolay Bashlykov, Ajay Menon, Vincent Moens, Mikhail Plekhanov, Amar Budhiraja, Despoina Magka, Vladislav Vorotilov, Gaurav Chaurasia, Dieuwke Hupkes, Ricardo Silveira Cabral, Tatiana Shavrina, Jakob Nicolaus Foerster, Yoram Bachrach, William Yang Wang, and Roberta Raileanu. 2025. [MLGym: A new framework and benchmark for advancing AI research agents](#). In *Second Conference on Language Modeling*.
- Fan Nie, Junlin Wang, Harper Hua, Federico Bianchi, Yongchan Kwon, Zhenting Qi, Owen Queen, Shang Zhu, and James Zou. 2026. [DSGym: A holistic framework for evaluating and training data science agents](#).
- Fabian Pedregosa, Gaël Varoquaux, Alexandre Gramfort, Vincent Michel, Bertrand Thirion, Olivier Grisel, Mathieu Blondel, Peter Prettenhofer, Ron Weiss, Vincent Dubourg, Jake Vanderplas, Alexandre Passos, David Cournapeau, Matthieu Brucher, Matthieu Perrot, and Édouard Duchesnay. 2011. [Scikit-learn: Machine learning in Python](#). *Journal of Machine Learning Research*, 12(85):2825–2830.
- Mykola Pinchuk. 2026. [TML-Bench: Benchmark for data science agents on tabular ml tasks](#). *Preprint*, arXiv:2603.05764.
- Rushi Qiang, Yuchen Zhuang, Yinghao Li, Dingu Sagar V K, Rongzhi Zhang, Changhao Li, Ian Shu-Hei Wong, Sherry Yang, Percy Liang, Chao Zhang, and Bo Dai. 2026. [MLE-Dojo: Interactive environments for empowering LLM agents in machine learning engineering](#). In *The Thirty-ninth Annual Conference on Neural Information Processing Systems Datasets and Benchmarks Track*.
- Ivan Rubachev, Nikolay Kartashev, Yury Gorishniy, and Artem Babenko. 2025. [TabReD: Analyzing pitfalls and filling the gaps in tabular deep learning benchmarks](#). In *The Thirteenth International Conference on Learning Representations*.
- Gaurav Sahu, Abhay Puri, Juan A. Rodriguez, Amirhossein Abaskohi, Mohammad Chegini, Alexandre Drouin, Perouz Taslakian, Valentina Zantedeschi, Alexandre Lacoste, David Vazquez, Nicolas Chapados, Christopher Pal, Sai Rajeswar, and Issam H. Laradji. 2025. [InsightBench: Evaluating business analytics agents through multi-step insight generation](#). In *The Thirteenth International Conference on Learning Representations*.
- Alex Teboul and CDC. 2021. [Diabetes Health Indicators Dataset](#). Kaggle.
- Christine Ye, Sihan Yuan, Suchetha Cooray, Steven Dillmann, Ian L. V. Roque, Dalya Baron, Philipp Frank, Sergio Martin-Alvarez, Nolan Koblischke, Frank J Qu, Diyi Yang, Risa Wechsler, and Ioana Ciucă. 2026. [ReplicationBench: Can AI agents replicate astrophysics research papers?](#)
- Dan Zhang, Sining Zhoubian, Min Cai, Fengzu Li, Lekang Yang, Wei Wang, Tianjiao Dong, Ziniu Hu, Jie Tang, and Yisong Yue. 2025. [DataSciBench: An LLM agent benchmark for data science](#). *Preprint*, arXiv:2502.13897.

A Experimental Configuration Details

This appendix collects the configuration tables referenced in Sections 3 and 4: the mapping from industrial constraints to GRACE-DS mechanisms (Table 13), the hypothesis-to-experiment map (Table 14), the per-state budgets (Table 15), the full configuration grid (Table 16), the regime glossary (Table 18), and the per-task summary of the paper grid (Table 17).

Table 13: Industrial constraints and the GRACE-DS mechanism that operationalizes each.

Constraint	Mechanism in GRACE-DS
Latency / training time	Per-state wall-clock budgets, per-block sandbox timeout, per-episode and per-request timeouts, an efficiency validator penalizes slow fits (Table 15).
Memory	Bounded working state $O(\text{dataset} + \text{step history})$, large-table row caps, transactional per-turn snapshots.
Reproducibility	Fixed split seeds, SHA-256 hashes of split indices, manifest-driven reconstruction, reproducible LLM seeds, deterministic subsampling, and resumable checkpointed runs.
Interpretability	Replayable raw-input pipeline contract, feature-relevance analysis against ground-truth informative features, and a decomposed per-step reward trajectory.
Calibration	Validation→hidden-test gap and reward-metric correlation as calibration-of-self-estimate / proxy checks (Section 4), probabilistic calibration left to a log-loss variant.
Acceptance	Replayability + protocol validity + zero critical errors + baseline/oracle-anchored score.

B Extended Operating-Time and Cost Results

Tables 19 and 20 extend the runtime view of Table 11 to all 15 regimes evaluated in the grid and to the eight LLMs under `flexible_iterative`, with three additional columns aimed at deployment reasoning: the median wall-clock with its interquartile range (more representative than the mean under the long-tailed episode-time distribution induced by occasional retries and slower endpoints), token usage in thousands, and a derived *seconds-per-unit-of-quality* ratio $\bar{t}_{\text{sec}}/\overline{E2E Q}$ that summarizes how much wall-clock each regime spends per unit of end-to-end quality it produces. We deliberately do not convert this into a monetary cost, because dollar prices vary per provider and per endpoint precision and would date the comparison, the

Table 14: Mapping of the hypotheses to the experiments and the output tables that operationalize them, serving as a roadmap for the experiments described in the rest of this section. Regime names are those of Table 18, the primary output names are the aggregated CSV tables defined in the “Budgets and replication” paragraph below. H8 and H10 are read as per-model and per-task breakdowns of those tables, H9 additionally has a dedicated quality-speed-cost table.

H	Experiment / signal	Primary output
H1	structured-feedback regimes vs single_shot and unstructured_agent	main_performance (protocol-valid), significance
H2	iteration vs more attempts (n_restarts_call_matched_upper_bound)	main_performance, mean_llm_calls
H3	critical-error control & validator defense	critical_errors, red_team_validator_defense
H4	decomposed reward / inspectable trajectories	reward_decomposition, terminal_path_breakdown
H5	reward as a progress signal	reward_metric_correlation, reward_growth_slopes
H6	reward-maximizers & red-team do not replace solving	main_performance, critical_errors
H7	leave-one-state-out ablations	main_performance, significance
H8	breakdown across the 8 models (scale)	per-model rows of all tables
H9	quality-speed-cost frontier (time/calls/tokens)	dedicated cost table (+ main_performance)
H10	per-task-family interaction	per-task rows of main_performance

Table 15: Per-state budgets (task-manifest defaults). Each state is independently capped on the number of steps, the wall-clock seconds of its code execution, and the number of consecutive repeats, so no single stage can consume the whole episode.

State	Steps	Sec	Repeats
PLAN	3	45	2
EDA	5	90	3
FEATURE_ENGINEERING	6	120	3
MODEL	6	180	3
VALIDATE	5	60	2
CODE	6	150	3
CODE_FIX	5	120	3
FINAL_SUBMIT	1	60	1

Table 16: GRACE-DS configuration values used in the paper grid. Reward weights and the penalty cap also appear in Eqs. (1)–(3), they are listed here for a single point of reference.

Parameter	Value	Comment
<i>Reward (Eqs. (1)–(3))</i>		
w_{perf}	0.55	weight of normalized performance
w_{code}	0.30	weight of code-quality term
w_{plan}	0.15	weight of plan coverage
λ (penalty cap)	0.60	max penalty as a fraction of w
r_{floor} tiers	0.02–0.10	progress floor (plan/exec/model/metric)
critical-error re-ward	0	forced on leakage / refit / private access / tampering
<i>Per-episode budget (all models)</i>		
Max actions	8	hard cap on agent actions per episode
Output tokens / call	24,000	per-call generation cap (with thinking)
Total token budget	200,000	per-episode total cap
Restarts N	4	for the n_{restarts}^* baselines
<i>Replication grid & statistics</i>		
Split seeds	{42, 67, 12345}	3 data-split realizations
Primary temperature	0.7	(0.2 added for the temperature ablation)
Repeats / condition	2	reproducibly-seeded LLM-sampling repeats
LLM seed base	1000	seed = base + repeat
Episodes / cell	6	3 seeds \times 1 temp \times 2 repeats
Core grid	$8 \times 10 \times 15$	LLMs \times tasks \times regimes
Min paired obs (Wilcoxon)	5	significance-test gating
<i>Parallelism / timeouts</i>		
Workers	8	parallel episode processes
Episode timeout	2800 s	per-episode wall-clock
Request timeout	300 s	per OpenRouter call
Max retries	5	per request
Sandbox timeout	600/800 s	stateless / stateful per-action cap
Task time budget	1200/2400 s	stateless / stateful per-episode cap
Subsample factor	10	deterministic row subsample (1 = full)
<i>Dataset preparation</i>		
Default split	70/15/15	stratified train/valid/test (non-source-split tasks)
TabReD row cap	60,000	subsample cap for very large tables
Synthetic (cls.)	$10,000 \times 20$	5 informative + 5 redundant + 10 noise
Synthetic (reg.)	$10,000 \times 15$	3 informative features

calls and token columns give all the information needed to derive a per-deployment cost.

Three deployment-relevant readings follow from Table 19. First, the rank by mean wall-clock and the rank by efficiency are different: the call-matched restart upper bound is the slowest regime in absolute terms (251 s, $2.5\times$ flexible iteration’s mean) and the least efficient (365.9 s per unit of E2E Q), while `flexible_iterative` is the fastest iterative regime in mean wall-clock (101 s vs. 120 s for the unstructured agent) and delivers $+0.227$ E2E Q over it, i.e. a 41% better sec./E2E Q ratio (134.5 vs. 226.9). Single-shot remains the most efficient *per unit of quality it does produce* when one is willing to accept its end-to-end quality of 0.536, but the `reward_max_disclosed` probe and `flexible_iterative` sit at the next efficiency frontier points (129.1 and 134.5 sec./E2E Q at quality 0.71 and 0.75 respectively). Second, ablating PLAN increases time and reduces quality, so its efficiency penalty is compounded: `fixed_without_plan` is 16% slower than the full fixed schedule and reaches only 89% of its quality, yielding a $1.3\times$ worse sec./E2E Q ratio (241.3 vs. 185.3). Third, the long-tailed time distribution (medians 57–76% of means in every iterative regime) means that median latency is the relevant figure for SLA-style budgeting: under `flexible_iterative`, half of episodes finish within 75 s and three-quarters within 137 s, even though the mean is pushed up to 101 s by a small number of slow provider responses.

Table 20 makes the model-choice trade-off explicit. Wall-clock per episode ranges over $3.4\times$ across the eight models (47 s for Qwen3-Next-80B to 158 s for Gemini-3.1 Pro), and so does the efficiency ratio (70.8 to 192.5 sec./E2E Q). The non-monotonicity between size and time is informative: the small-active-parameter MoE Qwen3-Next-80B is fastest because it is the only model run without reasoning, while the highest-quality model, Gemini-3.1 Pro (0.820 E2E Q), is also the slowest. The iteration overhead — the ratio of flexible to single-shot wall-clock — also varies widely: GPT-5.4 grows only $1.4\times$, whereas DeepSeek-V4-Flash, Qwen3.5-397B, and Gemini-3.1 Pro grow 3.0 – $3.5\times$, so the cost of running the structured loop is highly provider-dependent. The Pareto frontier on this table (faster and more efficient than the next-best alternative) is short: Qwen3-Next-80B at the low-cost/lower-quality end, Grok-4.3 and GPT-5.4 in the middle, and GPT-OSS-120B

Table 17: Per-task summary of the GRACE-DS paper grid (10 tasks). Rows/columns are the full-dataset sizes the loaders produce before the deterministic subsampling (`dataset_subsample_factor`, Table 16). (reg. = regression, bin. = binary classification)

Task	Type	Target	Metric	Rows	Cols
tml_playground_series_s6e1	reg.	exam_score	RMSE	630,000	11
tml_playground_series_s5e10	reg.	accident_risk	RMSE	517,754	12
tml_bank_customer_churn_ict_u_ai	bin.	Exited	ROC-AUC	15,000	12
tml_foot_traffic_wuerzburg_retail_forecasting_2_0	reg.	target	RMSE	51,444	4
tabred_sberbank_housing	reg.	target	RMSE	28,321	392
bench_lattice_physics	reg.	k_inf	R^2	24,000	39
bench_tunadromd	bin.	Label	ROC-AUC	4,464	241
bench_cdc_diabetes_health_indicators	bin.	Diabetes_binary	ROC-AUC	253,680	21
synthetic_classification_known_dgp	bin.	target	ROC-AUC	10,000	20
synthetic_regression_known_dgp	reg.	target	RMSE	10,000	15

and Gemini-3.1 Pro at the high-quality end (0.788 and 0.820 E2E Q). DeepSeek-V4-Flash, DeepSeek-V4-Pro, and Qwen3.5-397B are dominated. This is exactly the type of frontier that motivates H9 and that GRACE-DS makes directly visible to an organization choosing an LLM backend.

C Supplementary Figures

This appendix collects the supplementary plots generated from the merged result tables. Figures 2–6 visualize the per-model and per-regime structure of the results reported in Section 5.

D Artifact Examples

Examples of the environment in action can be found in the repository: https://github.com/Alexx221x/GRACE-DS/tree/main/output_example/example

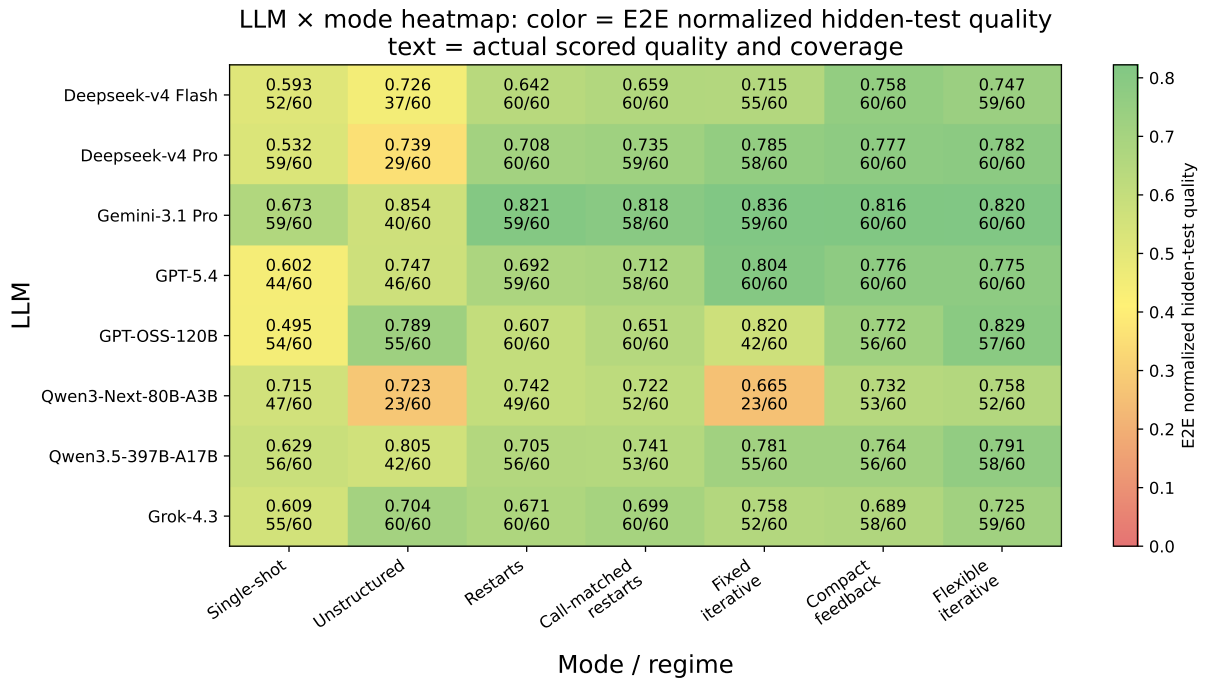


Figure 2: Model × regime structure of end-to-end quality. Each cell is colored by the mean end-to-end normalized hidden-test quality (E2E Q) of the corresponding model and regime (multiply the test score by the coverage), the cell annotation reports the mean observed quality on scored episodes together with the scored-episode coverage out of the 60 episodes per cell (10 tasks × 6 repeats). Reading across a row isolates the effect of the harness regime at fixed model capability: every model attains its highest E2E Q under the structured in-environment regimes, and the column for flexible_iterative is uniformly the strongest. This figure is the per-cell view behind the model-level aggregates in Table 10.

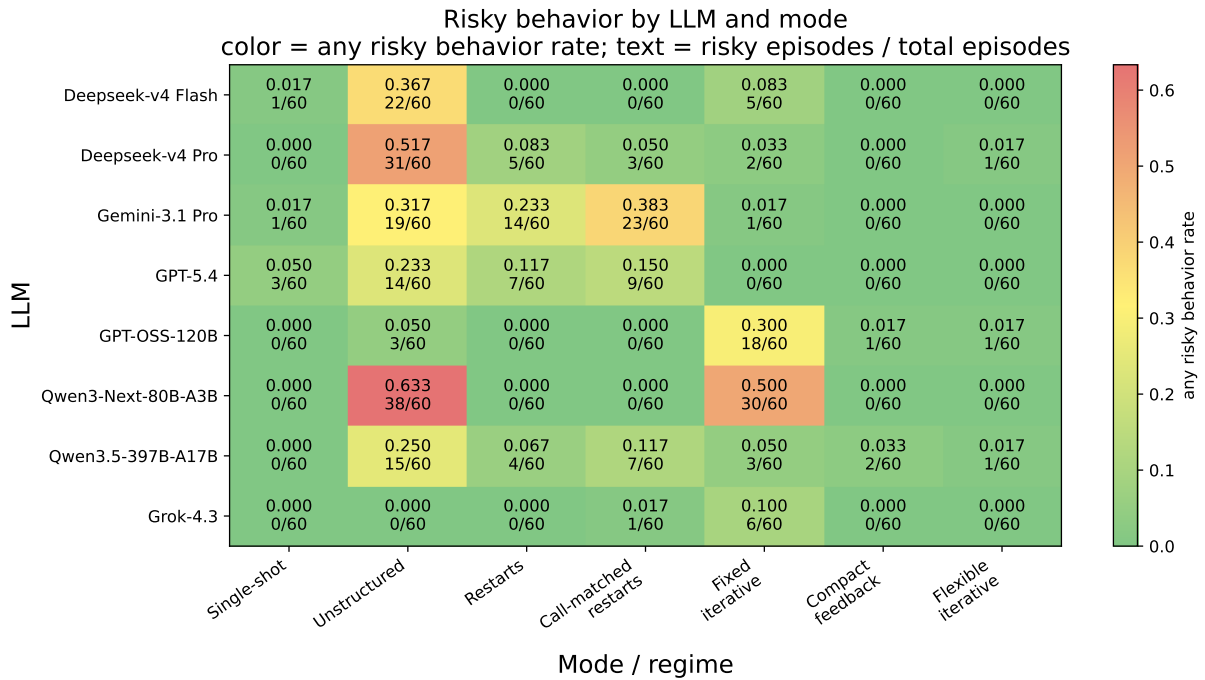


Figure 3: Model \times regime rate of any risky behavior. A run is counted as risky if it exhibits at least one execution error, critical methodological error, protocol violation, forbidden-action attempt, or payload error, cells are colored by the per-cell rate and annotated with the number of risky episodes out of 60. The single-shot and restart columns concentrate the leakage-class critical errors, whereas the structured-feedback columns (fixed_stage_iterative, flexible_compact_feedback, flexible_iterative) are near-zero, consistent with the aggregate error and recovery statistics in Table 6.

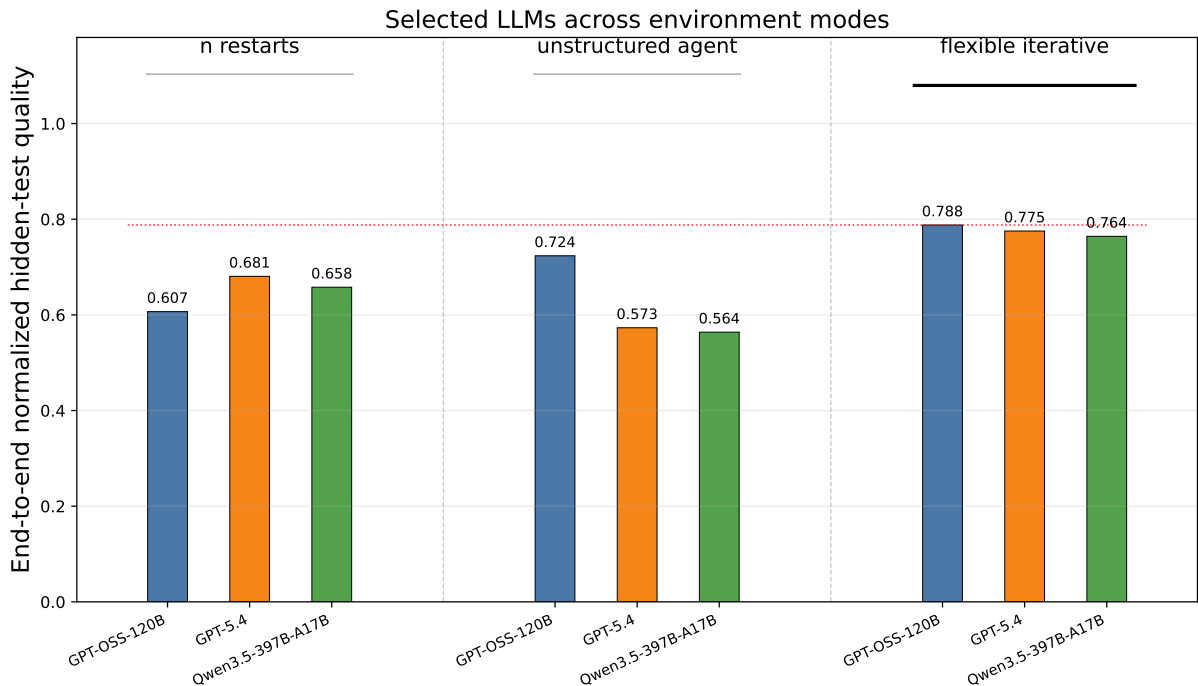


Figure 4: End-to-end quality across the autonomy spectrum for three representative models. Mean E2E Q for GPT-OSS-120B, GPT-5.4, and Qwen3.5-397b-a17b under three regimes of increasing structure: independent restarts from scratch, the unstructured agent, and flexible structured iteration.

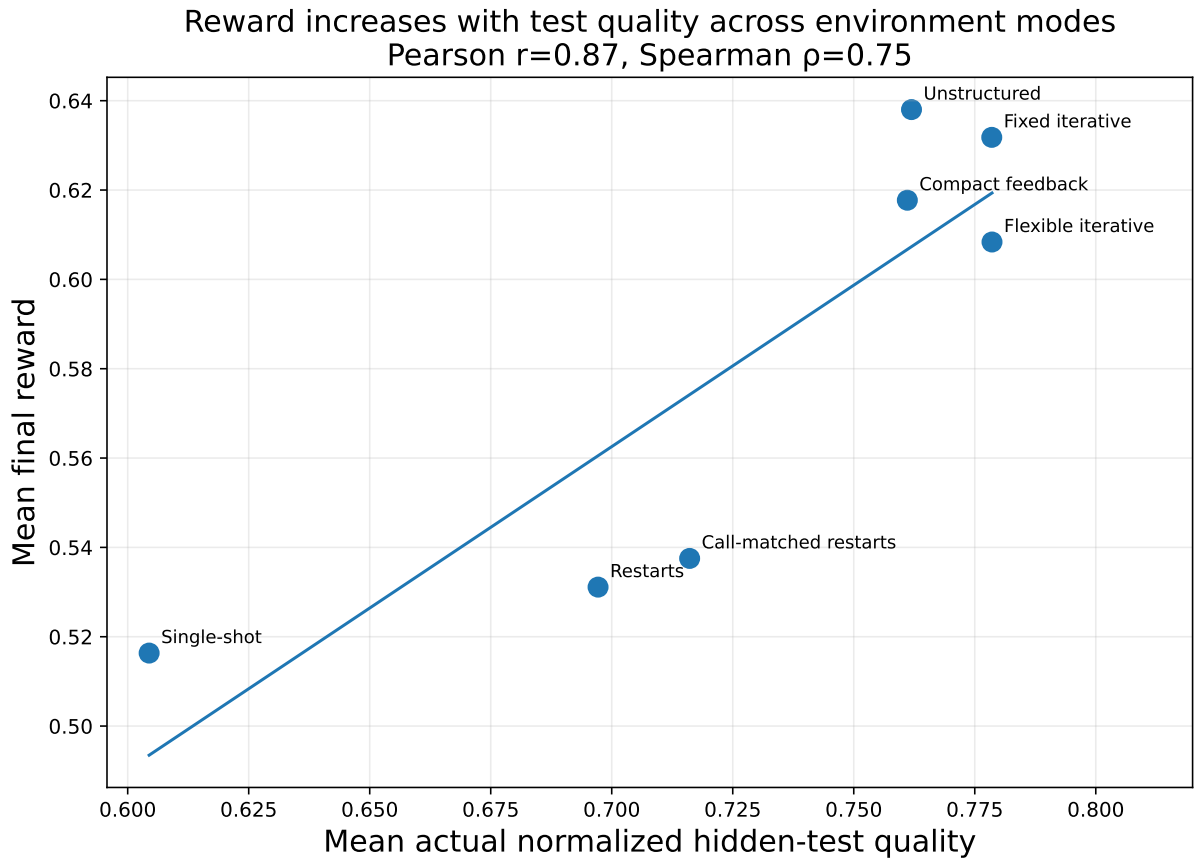


Figure 5: Regime-level relationship between the mean final process reward and the mean observed normalized hidden-test quality, one point per regime. At the regime level the two move together, but this aggregate trend should not be read as an episode-level alignment guarantee: as discussed in Section 5.4, the reward-quality correlation must be assessed per task and per cell, and the reward-maximization probes in Table 7 show that reward can be raised slightly while end-to-end quality falls. This figure supports the reward-alignment analysis of Section 5.4.

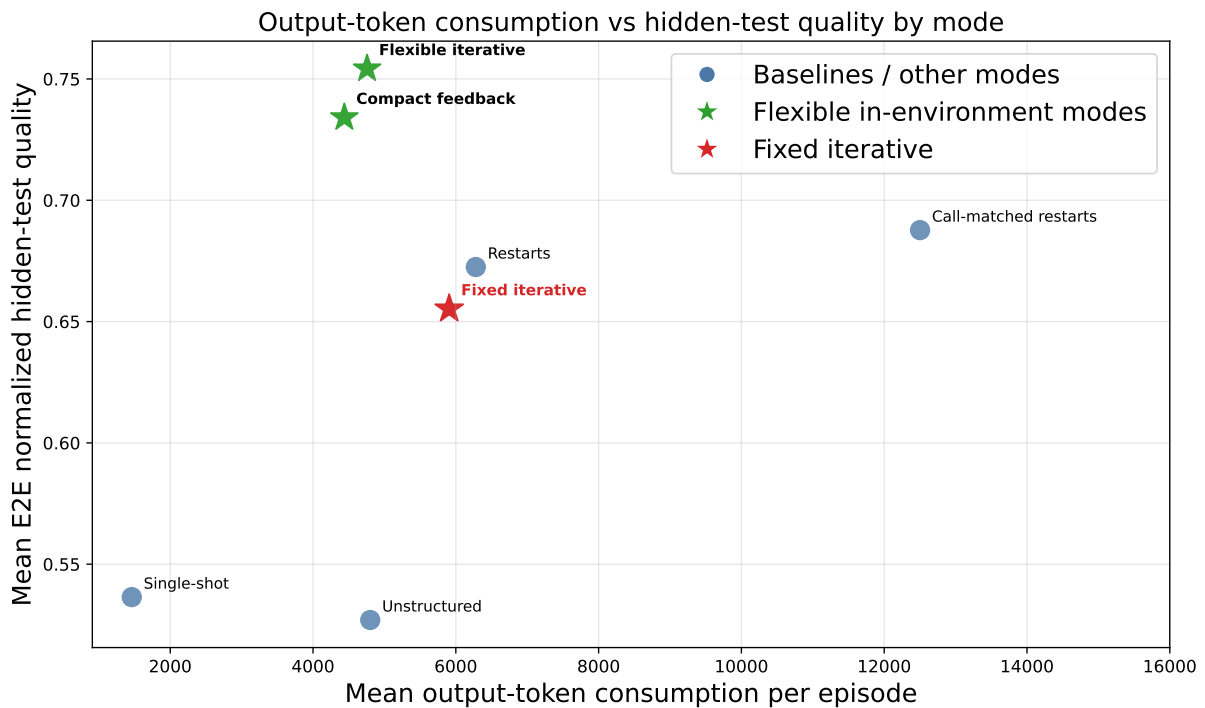


Figure 6: Quality-cost frontier by regime. Mean output-token consumption per episode (horizontal axis) against end-to-end normalized hidden-test quality (vertical axis), one marker per regime, the structured in-environment regimes are drawn as stars, with the flexible regimes distinguished from the fixed schedule. Flexible iteration sits at the top of the quality axis while spending fewer tokens than the call-matched restart upper bound, and the compact-feedback variant trades a small quality decrement for a reduced token budget. This figure complements the wall-clock and efficiency analysis of Section 5.8 and Table 11.

Table 18: Harness regimes evaluated in GRACE-DS.

Regime	Description
single_shot	One generation constrained to MODEL, privately validated, then replayed.
n_restarts_from_scratch	N independent MODEL-only attempts, candidate-matched comparator.
n_restarts_call_matched	Restart baseline with more generations (call-matched upper bound).
unstructured_agent	Persistent workspace, no exposed stage labels, only execution + scalar validation feedback.
fixed_stage_iterative	Prescribed schedule PLAN→EDA→FE→MODEL→...
flexible_iterative	Agent chooses stage order under structured feedback, subject to a candidate-first discipline (Section 4).
flexible_compact_feedback	Flexible iterative with more aggressively compacted feedback (interface ablation).
<i>Ablations (Section 3.6)</i>	
fixed_without_plan	Prescribed schedule with PLAN removed.
fixed_without_eda	Prescribed schedule with EDA removed.
fixed_without_feature_engineering	Prescribed schedule with FEATURE_ENGINEERING removed.
flexible_without_eda	Flexible iterative with EDA removed.
flexible_without_feature_engineering	Flexible iterative with FEATURE_ENGINEERING removed.
<i>Reward-opt. / adversarial probes (Section 3.6)</i>	
reward_maximizer_hidden_hints	Prompted to maximize the process reward, rubric kept hidden.
reward_maximizer_disclosed_criteria	As above, additionally disclosing the public-criteria names.
red_team_vs_validators	Stronger adversary: treat reward as the only goal and deliberately not solve the task, measures validator catch-rate.

Table 19: Operating times by regime (per-episode means, all 15 regimes evaluated in the grid). Median time is reported with its inter-quartile range $[Q_1, Q_3]$ because the per-episode wall-clock is long-tailed. Tokens are in thousands. The last column reports the seconds-per-unit-of-quality ratio $\bar{t}_{\text{sec}}/\overline{\text{E2E Q}}$ as a single-number efficiency summary (lower is better). The red_team_vs_validators row uses the matched red-team scope ($N=120$), all other rows use the core scope ($N=480$).

Regime	N	Sec. mean	Sec. median [IQR]	Calls	Tokens (k)	E2E Q	Sec./E2E Q
<i>Core regimes</i>							
single_shot	480	40.8	20.0 [10.5, 47.4]	1.00	2.4	0.536	76.1
unstructured_agent	480	119.6	68.2 [28.0, 137.7]	6.09	19.9	0.527	226.9
restarts_from_scratch	480	121.4	78.5 [39.2, 150.5]	4.00	10.2	0.672	180.5
restarts_call_matched	480	251.1	153.6 [73.4, 316.3]	8.00	20.4	0.686	365.9
fixed_stage_iterative	480	121.4	92.5 [45.3, 160.4]	7.98	47.4	0.655	185.3
flexible_compact	480	106.2	67.6 [36.1, 142.7]	7.12	38.7	0.734	144.7
flexible_iterative	480	101.5	75.4 [40.9, 137.1]	7.60	43.2	0.754	134.5
<i>State ablations</i>							
fixed_without_plan	480	140.4	105.4 [47.1, 191.5]	7.97	49.3	0.582	241.3
fixed_without_eda	480	132.9	101.1 [42.5, 177.9]	7.96	47.2	0.590	225.2
fixed_without_FE	480	119.6	90.1 [47.6, 157.3]	7.94	48.1	0.659	181.4
flexible_without_EDA	480	97.0	64.0 [31.2, 128.9]	6.72	37.0	0.670	144.7
flexible_without_FE	480	101.4	59.3 [35.1, 132.4]	7.05	39.5	0.732	138.6
<i>Reward-optimization / adversarial probes</i>							
reward_max_hidden	480	94.7	62.2 [33.2, 129.3]	7.11	39.9	0.704	134.4
reward_max_disclosed	480	92.3	65.5 [32.9, 120.9]	7.15	40.2	0.715	129.1
red_team_vs_validators	120	176.7	88.3 [57.0, 176.9]	6.85	38.7	0.664	266.1

Table 20: Operating times per model under `flexible_iterative` (60 episodes per model). The single-shot mean wall-clock is shown for comparison to make the iteration overhead per model explicit. Models are sorted by the seconds-per-unit-of-quality ratio under flexible iteration (lower is better).

Model	SS sec.	Flex. sec.	Median [IQR]	Calls	Tok. (k)	E2E Q	Sec./E2E Q
Qwen3-Next-80B-A3B (no reasoning)	14.6	46.5	22.4 [17.4, 36.1]	7.85	40.9	0.657	70.8
Grok-4.3	27.4	66.6	56.7 [39.8, 79.3]	7.73	38.3	0.713	93.4
GPT-5.4 (reasoning)	56.4	76.7	53.5 [38.7, 85.7]	7.28	36.9	0.775	98.9
GPT-OSS-120B (reasoning high)	70.5	108.7	71.4 [45.2, 145.0]	7.60	43.2	0.788	137.9
DeepSeek-V4-Flash (reasoning)	35.1	104.3	79.5 [69.6, 114.2]	7.68	45.5	0.734	142.1
Qwen3.5-397b-a17b (thinking)	36.9	115.4	57.5 [24.7, 124.2]	7.97	46.4	0.764	151.0
DeepSeek-V4-Pro (reasoning)	40.3	135.7	116.1 [93.3, 173.0]	7.05	46.4	0.782	173.5
Gemini-3.1 Pro (reasoning)	45.4	157.9	150.2 [119.2, 193.6]	7.60	48.1	0.820	192.5

Table 21: Summary of hypothesis outcomes with the primary supporting evidence.

Hyp.	Verdict	Primary evidence
H1	Confirmed	+0.218 / +0.227 E2E Q and +8.1 / +27.7 pp PV vs. single-shot / unstructured ($p \leq 10^{-15}$; Tables 4, 5).
H2	Confirmed (caveat)	+0.082 vs. restarts ($p=2.2 \times 10^{-4}$); +0.068 vs. call-matched bound ($p=0.011$) at fewer calls and -150 s (Table 5).
H3	Confirmed	near-zero critical errors (0–1 episodes) and 93% error recovery in structured regimes vs. 5.2–7.1% leakage in restarts, red team: 0 critical / private-access / tampering / forbidden events, 75.0% per-cell defense, residual advantage exposed by hidden test (Tables 6, 8).
H4	Confirmed (proxy)	Terminal-path, reward-decomposition, validation-growth, diversity, and calibration traces attribute every regime gap to a mechanism (Section 5.3).
H5	Confirmed (caveat)	Per-task reward-quality Spearman positive on 9/10 tasks (mean $\rho=0.30$), pooled correlation misleading, confirming the per-cell protocol (Section 5.4).
H6	Confirmed	Reward maximizers: $\Delta R \leq +0.014$ at $\Delta E2E$ Q down to -0.050 , red team loses both reward and quality (Tables 7, 8).
H7	Confirmed (refined)	EDA load-bearing in both regimes ($-0.065/-0.084$), PLAN load-bearing in the fixed schedule (-0.073 , via PV), dedicated FE stage removable (Table 9).
H8	Confirmed	Flex-SS gain +0.097 to +0.342 by model, fixed-schedule PV drops to 38–70% for the two weakest open-weight models and is restored by flexible iteration, strong-model subset replicates (Table 10).
H9	Confirmed	Flexible iteration dominates the call-matched bound on quality and wall-clock at a $2.1 \times$ token premium, compact feedback defines an intermediate point (Table 11).
H10	Confirmed	Per-task gain spans +0.019 to +0.903 and tracks single-shot head-room to the oracle (Table 12).