

Sub Terahertz LEO Satellite Communication: Vision, Opportunities, and Challenges toward the First Prototype in Space

Sergi Aliaga, Vitaly Petrov, Andrew Benincasa, Albert Diez, Ali J. Alqaraghuli, Jose V. Siles, Ken R. Duffy, Marc Sanchez Net, Tommaso Melodia, and Josep M. Jornet

Abstract—The landscape of sub-terahertz (sub-THz, 100 GHz–300 GHz) wireless technology evolved drastically over the last two decades – from only a few niche use cases in sensing and ultra-short-range communications in early 2000s toward operational multi-kilometer range 100 Gbit/s+ wireless backhaul links demonstrated recently. Building on this momentum, this article explores the feasibility of extending sub-THz communications to 100-km-scale satellite links. We first assess the technological readiness of emerging sub-THz hardware and signal-processing techniques, highlighting their potential to support long-range operation in low-Earth-orbit (LEO) systems. We then outline the unique role that sub-THz links can play as a complementary solution to existing millimeter-wave and optical (“laser”) satellite technologies, offering additional capacity, improved resilience, and new architectural flexibility. We further discuss open research and engineering challenges toward implementing such sub-THz satellite communication systems in practice. We finally outline the key state-of-the-art solutions and the roadmap of *TeraLink*, an ongoing international R&D project aiming to build and launch, through an approved NASA CSLI space mission, the first hardware prototype of sub-THz LEO satellite communications in space.

I. INTRODUCTION

The technology landscape of wireless systems operating in the terahertz band (THz, 300 GHz–3 THz) and, especially, sub-terahertz band (sub-THz, 100 GHz–300 GHz, sometimes referred to as “higher millimeter wave (mmWave) bands”) changed dramatically over the recent decades. Following a few visionary works from early 1980s, the exploration of “sub-terahertz wireless communications” began globally in the late 1990s and early 2000s. At that time, many of the studies concluded that the combination of: (i) inherently high spreading loss at sub-terahertz frequencies; (ii) low efficiency of sub-THz electronics sometimes also referred to as “the THz gap”; and (iii) the desire to unleash the full potential of wide sub-terahertz spectrum, leading to theoretically higher data rates, but also spreading already limited transmit power over wider bands, would very likely limit the maximum communication range between the nodes equipped with THz and sub-THz radios. (Sub-)THz wireless communication was then explored by the community primarily as a solution for future ultra-short-range wireless links (e.g., between different cores of a multi-core CPU) and so-called “nanonetworks” [1].

However, the progress in this field over the recent 30 years substantially challenges this original short-range-only assump-

tion. First, the recent technology developments in the field of higher-power and lower-noise sub-THz electronics already allow to claim the so-called “THz Gap” partially closed (at least, in the sub-THz part of the spectrum) [2]. For instance, sub-THz transmitters with 30+ dBm of effective isotropic radiated power (EIRP) have been demonstrated, which already, e.g., notably exceeds the EU EIRP regulations for Wi-Fi 2.4 GHz band (EIRP of 100 mW = 20 dBm) [3]. Second, the appearance of novel compact, high-efficiency, and high-directivity sub-THz antennas allowed to partially address the spreading loss problem and improve coverage, as the combination of high-gain transmitter and high-gain receiver antennas boosts the overall link budget by as high as 80 dB [4]. Third, the 30+ years of innovation in signal processing techniques allows notably more robust decoding of a wideband sub-THz signal even in low signal-to-noise ratio regimes [5].

The combination of all these has allowed sub-THz communication links to go far beyond some earlier assumptions of coverage scale (for, e.g., next-generation WLANs). Several research teams, from university labs, through industry players, to defense R&D centers, such as the U.S. AFRL, have demonstrated **multi-km-long** high-rate wireless links operating in different parts of the sub-THz spectrum [6]. Such verified-in-hardware results confirm the feasibility of multi-kilometer-long sub-THz wireless links today, with state-of-the-art technology. Meanwhile, even better performance and lower-cost systems are expected to appear in the future. Hence, a *terrestrial* multi-km link between two towers using sub-THz radio is already proven to be feasible.

In this article, we make one step further and advocate for the utilization of sub-THz radio not just for 2–10 km terrestrial wireless links, but for 100 km+ satellite communication links, particularly for high-rate connectivity with and between low-Earth-orbit (LEO) satellites. While hardware prototypes have already validated most shorter-range sub-THz communication use cases, satellite sub-THz connectivity remains unexplored despite its significant potential. Here, our *TeraLink mission* – an ambitious ongoing international collaboration described in this article – seeks to address this gap by providing the first practical demonstration of sub-THz communications in the space environment.

The rest of this article and its contributions are structured as follows. We start with a tutorial-in-nature analysis of the advantages and limitations of sub-THz wireless communications for satellite connectivity, compared to already deployed mmWave and optical satellite systems. In particular, we present

S. Aliaga, A. Benincasa, A. Diez, K. Duffy, T. Melodia, and J. M. Jornet are with Northeastern University, Boston, MA, USA. V. Petrov is with KTH Royal Institute of Technology, Stockholm, Sweden. A. J. Alqaraghuli is with Teralink Technologies, Cambridge, MA, USA. J. V. Siles, and M. Sanchez Net are with NASA Jet Propulsion Laboratory at CalTech, Pasadena, CA, USA. *Corresponding author: Sergi Aliaga*

arguments that there is a gap to be filled by such new radios, combining the strengths of mmWave and optical communications. We then describe the key design aspects of TeraLink and examine the research opportunities to be enabled by this platform, outlining the experimental campaign planned for validation. We finally outline and discuss key future research directions to explore toward realizing practical large-scale, high-performance sub-THz satellite networks.

II. HIGH-SPEED SATELLITE TECHNOLOGY LANDSCAPE: FROM MMWAVE AND OPTICAL TO THZ FRONTIERS

Tremendous advancements in millimeter wave (mmWave) and optical satellite communication have occurred in recent years, partially due to the development of small satellite platforms known as CubeSats. CubeSats follow standardized sizes (1U, 2U, etc.), where “U” denotes a $10 \times 10 \times 10$ cm³ unit, and have proven invaluable as cost-effective, scalable, and easy-to-deploy platforms for various LEO space missions.

A. Millimeter Wave CubeSats

A key milestone in mmWave satellite experimentation is the Integrated Solar Array and Reflectarray Antenna (ISARA), a 3U satellite launched by NASA in 2017 [7]. It demonstrated a deployable Ka-band (26 GHz) reflectarray antenna integrated with a solar panel, achieving downlink (DL) speeds of 100 Mbps. ISARA validated that compact, high-gain antennas can support high-rate mmWave CubeSat satellite links, even within constrained size and power budgets.

Another notable mission is KIPP, the first satellite deployed by Kepler Communications in 2018 to deliver high-throughput Ku-band (12 GHz–18 GHz) services from low Earth orbit [8]. Built around a custom software-defined radio and a high-gain antenna, KIPP demonstrated uplink (UL) speeds up to 150 Mbps, with a theoretical limit of 300 Mbps. Operating as part of Kepler’s broader plan to establish a space-based Internet, KIPP proved that CubeSats can deliver broadband services to underserved regions and validated the use of dynamic, reprogrammable radios in space-based mmWave systems.

However, unlike optical or sub-THz systems discussed further, the mmWave system bandwidth may not exceed few (tens of) GHz. This is sufficient for many practical UL and DL scenarios, but not for all the use cases (e.g., not for high-rate inter-satellite links (ISLs) multiplexing tens/hundreds of parallel user transmissions). Hence, the satellite community recently started exploring even higher-frequency communication systems in the optical and (sub-)THz frequency bands.

B. Free-Space Optical CubeSats

In the Free Space Optics (FSO) domain, a 3U twin CubeSat platform [9] is targeting ISL and UL/DL tests at optical frequencies. In this case, the limiting factor is the 1 GHz bandwidth of the avalanche photo detector (APD), resulting in maximum data rates of 17.7 Mbps for ISLs and 10 Mbps for DL. Meanwhile, a 6U CubeSat platform proposed in [10] was aimed at testing novel Automatic Repeat Request (ARQ) protocols over optical links, targeting burst DL rates of up to 200 Gbps, but requiring complex beam alignment mechanisms and protocols due to the tight laser beam width.

Furthermore, while the use of FSO for ISL connectivity seems promising [11], the future of UL/DL FSO remains

questionable. Beyond experimental CubeSats, large-scale commercial mega-constellations, like Starlink or Amazon Leo, increasingly rely on hybrid FSO and RF/mmWave architectures to balance high-capacity inter-satellite routing with environmental robustness. Even within these resource-rich networks, optical ground-to-space links remain highly vulnerable to atmospheric degradation [12], reinforcing the critical need for weather-resilient alternatives.

C. The opportunity for THz satellite communication

THz communication is emerging as a compelling possibility for broadband space communications, offering advantages over its mmWave and FSO counterparts. These include greater robustness to atmospheric conditions (in UL/DL), relaxed pointing requirements (in ISL), and a compact hardware footprint.

It is worth noting that the potential of THz technology in space was recognized well before the current surge in satellite research. Specifically, due to its relatively better weather resilience compared to FSO, the utility of the THz band has long been acknowledged by the radio astronomy community – even prior to the launch of the Microwave Limb Sounder (MLS) instrument aboard NASA’s Aura satellite (2004).

All solid-state THz sources and receivers have demonstrated tremendous progress over the past three decades and represent a mature technology that has flown multiple times in space. Notable additional missions include the HIFI instrument on Herschel Space Observatory (2009), and the MIRO instrument on the Rosetta Orbiter (2004). Moreover, significant advances in power generation over the last 15 years have enabled THz imaging radars for Earth Science applications – such as VIPR and NASA’s upcoming CloudCube mission [13], which builds on RainCube’s Ka-band radar for precipitation sensing and extends passive observation into the sub-THz range (239 GHz) – as well as array receivers for astrophysics missions including NASA’s STO-2 and ASTHROS.

These advances, particularly in THz power generation [14], now make it possible for the first time to develop sub-THz satellite communication links. Nonetheless, none of the discussed prototypes had an active THz transmitter designed for high-rate communication – a gap that TeraLink aims to address.

D. Strengths and Weaknesses: a Comparison

As an overview, Fig.1 presents the channel capacity as a function of carrier frequency for two distinct scenarios: DL between a Ground Station (GS) and a CubeSat in low-Earth orbit (LEO) (400 km altitude), and an ISL between two CubeSats separated by 500 km. For the ground-to-space link, the assessment includes both clear-sky and rainy conditions, shown in orange and blue, respectively, and assumes a 70° elevation angle. Atmospheric losses, including both molecular absorption and scattering, are computed using ITU Recommendation ITU-R P.676-12 [15], as well as the absorption data from the HIGH resolution TRANsmission molecular absorption (HITRAN) line catalog. Each environmental condition includes two curves corresponding to different channel bandwidths. In the ISL scenario, while the link is not affected by atmospheric attenuation, additional capacity curves are included to account for potential pointing error (α) between the spacecraft, which introduce additional losses. The results are obtained assuming

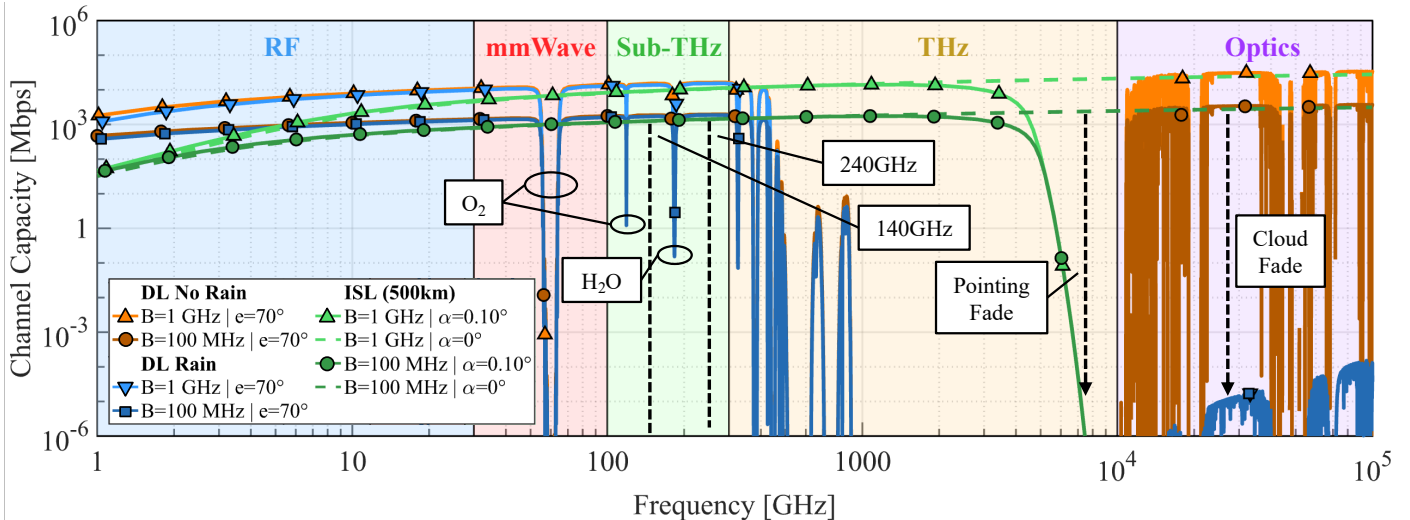


Fig. 1: Channel capacity comparison across frequency bands for different satellite links, accounting for spreading loss, atmospheric absorption, rain attenuation, and pointing loss.

a state-of-the-art sub-THz communication system. Specifically, the link budget considers a transmit power of 25 dBm, a CubeSat antenna with a 1U aperture ($10 \times 10\text{cm}^2$), a 1 m diameter GS dish with 60 % efficiency, a receiver noise figure of 7 dB, and an antenna noise temperature of 300 K.

Focusing on the UL and DL scenarios, the capacity curves reveal several key trends across the frequency spectrum. In the RF band, channel capacity remains relatively unaffected by atmospheric absorption, as expected. However, as the frequency increases into the mmWave regime, a pronounced absorption notch appears around 60 GHz due to the resonance with oxygen molecules. Beyond this point, multiple absorption peaks emerge in the sub-THz range, growing denser and more intense as the frequency approaches the mid-THz region. In this range, atmospheric gases absorb energy so strongly that sustaining satellite communication becomes extremely challenging. This effect can be advantageous for (Sub)-THz ISLs as robustness to ground eavesdropping is intrinsically associated with the choice of a carrier frequency that presents large absorption by atmospheric gases (i.e. 183GHz). Beyond this absorption-heavy band, channel capacity increases again in the optical spectrum, although additional absorption features remain present.

One of the most significant insights from the figure is the distinct sensitivity of different frequency bands to weather conditions. In clear-sky conditions, optical frequencies offer the highest channel capacity among all bands. However, their performance degrades drastically in the presence of clouds and rain, effectively rendering the link unusable. In contrast, the sub-THz and lower frequency bands exhibit minimal difference between clear and rainy conditions, highlighting their robustness to atmospheric impairments.

Shifting focus to the ISL, the capacity curves are much smoother, as atmospheric absorption is absent and only free-space path loss and pointing error (α) are present. When no pointing error is present, the ISL achieves its maximum capacity in the optical range, owing to the highly directional nature of optical beams and the favorable aperture-to-wavelength ratio. However, for the same reason, even sub-degree misalignments

introduce significant pointing losses, which rapidly degrade the capacity beyond the upper-THz range. This fragility explains the need for complex and bulky pointing payloads to maintain precise alignment of optical transceivers in space, which in turn increases mission cost and places a significant burden on the spacecraft’s size, weight, and power (SWaP) budget.

Analyzing the effect of bandwidth, it becomes evident that in the RF and mmWave regimes, the link operates in a power-limited regime due to the small satellite aperture and relatively large wavelengths. In contrast, as the frequency increases into the sub-THz domain, the link transitions into a bandwidth-limited regime, where increasing the bandwidth leads to substantial gains in capacity. This shift is driven by the improved directivity and reduced beam divergence at higher frequencies.

Taken together, the results clearly demonstrate the advantages of THz – and more specifically, sub-THz – communications for space applications. *This frequency range offers significantly higher channel capacity than conventional RF and mmWave bands, while maintaining greater resilience to atmospheric losses and pointing errors than optical systems.* As such, the sub-THz band represents a promising middle ground for future high-throughput satellite links. Of particular interest are two low-absorption windows in this range, centered at 140 GHz and 240 GHz, each offering bandwidths of at least 10 GHz, and achieving signal-to-noise ratios (SNRs) around 16.4 dB and 19.8 dB, respectively. Notably, the second of these singular sub-THz windows i.e., 240 GHz, was selected for TeraLink, as described next.

III. TERALINK: AN EXPERIMENTAL PROTOTYPE FOR THZ COMMUNICATIONS IN SPACE

Building on the outlined advantages, we introduce TeraLink: the first CubeSat mission designed to demonstrate and characterize sub-THz communications in space, establishing proof-of-concept for multi-gigabit satellite links above 200 GHz. The mission pursues a clear goal:

Establish sub-THz access links (UL and DL) to and from LEO to enable high-speed communication with small spacecraft.

This goal is decomposed into two technical thrusts, each with measurable success criteria. First, TeraLink will demonstrate link closure by detecting an unmodulated sub-THz carrier with $\text{SNR} > 0$ dB, validating the readiness of sub-THz hardware for space. Second, it will demonstrate high-rate communication by transmitting at least 100 Mbps with an uncoded Bit Error Rate (BER) below 10^{-4} . Both of these thrusts prioritize the downlink, recognizing the typical asymmetry in data traffic compared to the satellite uplink.

The mission, implemented as a 6U CubeSat, follows a two-phase operational concept (Fig. 2). After a brief commissioning phase (≈ 1 week), the satellite enters Core Mission Operations, where it cyclically executes sub-THz experiments during ground station passes. Each pass alternates between DL and UL experiments based on ground commands. To maximize experimentation opportunities, experiments may also proceed during eclipse periods when the satellite is in view of the sub-THz ground station located in Boston, USA. The Core Mission Operations phase is expected to span 6–12 months, with an upper bound of 24 months, concluding with natural orbital decay in compliance with NASA’s CubeSat Launch Initiative (CSLI) five-year orbital lifetime limit.

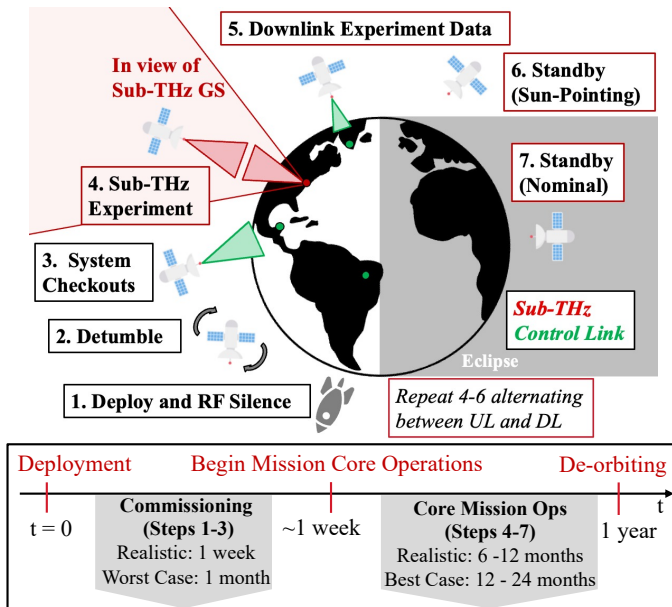


Fig. 2: TeraLink Mission Concept of Operations.

The core payload of the satellite is a sub-THz software-defined radio (SDR) operating at 209–240 GHz, composed of three main blocks (Fig. 3): custom-made compact horn antenna arrays, a multiplier-based analog front-end transceiver, and a high-speed digital signal processing engine. The radio uses a variable local oscillator to operate at 217–226 GHz for UL and 232–240 GHz for DL – frequency bands allocated by the FCC for space communication [6] that align with the low-absorption atmospheric windows identified in Section II.

A. Horn Antenna Array

A pair of custom-made horn antenna arrays provide 45 dBi gain while fitting within a 6U CubeSat form factor. Each 16×16 element array occupies a 1U face (10 cm \times 10 cm), with a planar

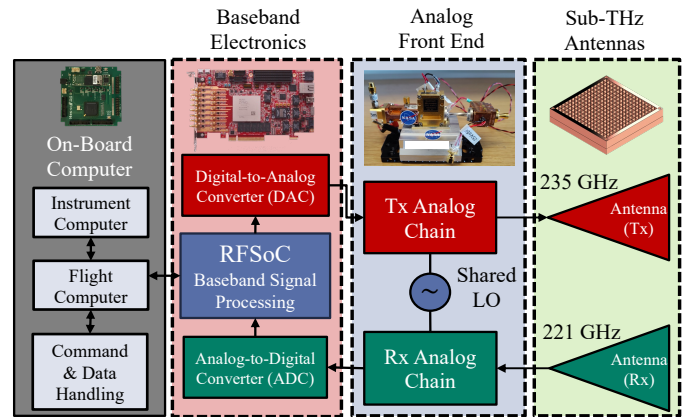


Fig. 3: Sub-THz SDR Architecture for the TeraLink satellite.

structure measuring 9cm \times 9 cm (Fig. 4). This compact design exemplifies a key advantage of sub-THz frequencies: antenna size scales with wavelength, enabling dramatic miniaturization. An equivalent X-band antenna would span over 3m in its longest dimension – 20 times larger – making integration impractical for small satellites. The design is currently being finalized before prototype manufacturing and testing.

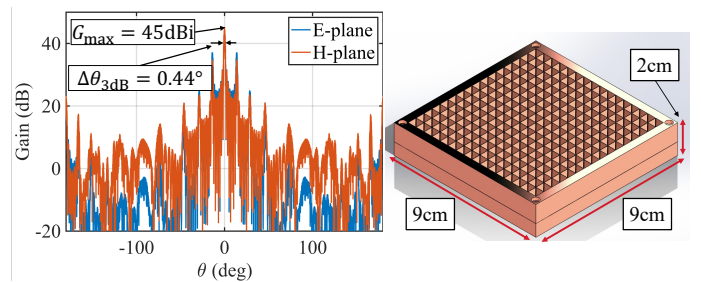


Fig. 4: Horn Antenna Array design for the TeraLink satellite.

B. Sub-THz Front End

The sub-THz analog front end comprises a super-heterodyne transceiver with a shared local oscillator, employing NASA JPL-pioneered Schottky-diode technology [2]. The transmitter delivers 315 mW (25 dBm) output power – among the highest demonstrated at sub-THz frequencies – while the receiver uses a low-noise balanced mixer. Critically, this configuration offers exceptional temperature stability, eliminating active thermal control systems and enhancing compactness. The design has been validated in terrestrial multi-kilometer, multi-Gbps demonstrations at 210–230 GHz [6], with space qualification currently underway.

C. Baseband digital signal processing (DSP) Engine

The baseband DSP engine handles A/D conversion and signal processing using an RF System on Chip (RFSoc), which integrates programmable logic (field-programmable gate array (FPGA)), high-speed data converters (ADCs/DACs), and a processing system (CPU) into a single compact device. The RFSoc supports sampling rates exceeding 4 GSps, enabling the high bit rates necessary for mission objectives, while its flexibility allows real-time reconfiguration for custom modulation and coding schemes (MCSs).

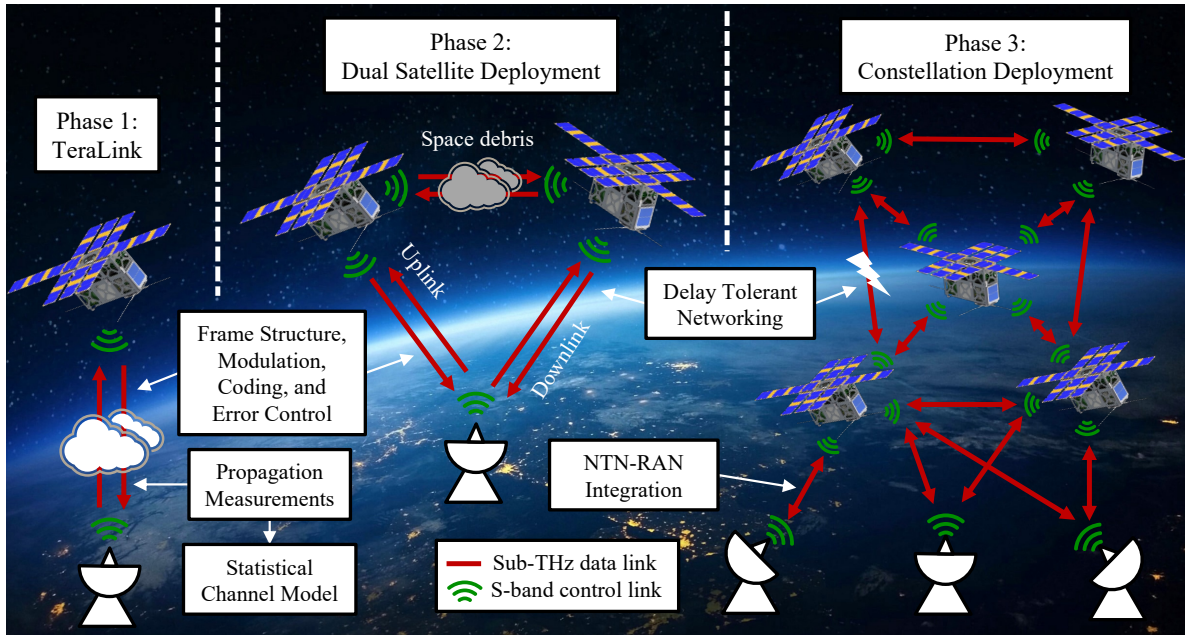


Fig. 5: TeraLink development roadmap, from a single-satellite sub-THz link demonstration to a dual-satellite system and, ultimately, a small constellation enabling networking and advanced protocol testing.

During transmission, the baseband DSP engine manages frame formatting, channel coding, modulation, and pulse shaping. In reception, it records in-phase and quadrature (IQ) samples – TeraLink’s primary data product – over fixed time windows. The payload supports four phase modulation schemes (BPSK to 16-PSK) and three symbol rates (8–1024 MBd), yielding multiple configurations exceeding the 100 Mbps target.

The complete payload – including baseband radio, analog front-ends, and antennas – occupies 3–4U within the 6U CubeSat, with specifications summarized in Table I. Current power budget calculations indicate that the necessary power can be provided in a 6U CubeSat configuration.

Parameter	Value
Carrier Frequency	221 GHz (UL), 236 (DL) [14]
Transmit Power	25 dBm (315 mW) [14]
Noise Figure	7 dB [14]
CubeSat Antenna Gain	45 dBi (Fig. 4)
Maximum Symbol Rate	1024 GBd
Roll-off factor	0.3
Modulation schemes	PSK (M=2, 4, 8, 16)
Sampling Rate	4.096 GSps
Channel Coding	CA-Polar, LDPC

TABLE I: TeraLink CubeSat payload specifications.

IV. RESEARCH OPPORTUNITIES

As summarized above, developing a hardware prototype for an emerging communication technology (sub-THz) is challenging, especially, in space; it requires collective efforts across multiple disciplines (from antenna design through bus development to embedded programming). At the same time, hardware prototypes, such as TeraLink, enhance the credibility of proposed solutions and reveal unanticipated challenges often overlooked in analytical models. Furthermore, there are various research opportunities enabled by TeraLink.

a) Propagation Measurements and Channel Sounding: By repeatedly transmitting pilot signals to and from LEO, TeraLink will generate the first statistically meaningful sub-THz satellite channel model (see Fig. 5), capturing path loss, multipath fading, Doppler shifts, and atmospheric absorption effects. This characterization will accelerate hardware development by extending simulator and digital twin capabilities, facilitating ground-based validation of low-TRL solutions, and reducing costly in-orbit testing.

b) Physical Layer Optimization: TeraLink’s SDR payload enables transmission of real data (files, images, video), allowing researchers to explore frame structures, modulation schemes, and coding techniques. The platform provides a unique testbed for optimizing frame configurations (header design, cyclic prefix length, equalization), evaluating novel forward error and erasure correction coding (FEC) codes under high data rates, and refining MCS adaptation mechanisms for efficient bandwidth utilization.

c) Beam Alignment and Adaptive Control: TeraLink enables evaluation of alignment strategies: open-loop methods using signal strength and SNR feedback, closed-loop approaches leveraging additional onboard radios for satellite acquisition, and sensing-assisted techniques utilizing star trackers. Beyond alignment, closed-loop systems can dynamically adjust transmit power based on receiver feedback, enhancing energy efficiency while minimizing interference and receiver saturation.

These examples represent a subset of TeraLink’s research opportunities. As the platform matures, it will open even broader avenues for advancing sub-THz communications and satellite networking technologies.

V. WHAT’S NEXT? A ROADMAP FOR UNLOCKING THZ COMMUNICATION IN SPACE

TeraLink marks the beginning of a long-term vision for global high-rate connectivity, disaster response, climate mon-

itoring, and deep space exploration – all powered by sub-THz communication. Fig. 5 illustrates this phased roadmap and emerging research opportunities at each stage:

Phase 1: TeraLink

The first deployment of a sub-THz radio in space, demonstrating UL and DL from LEO and enabling the research opportunities outlined in Sec. IV.

Phase 2: Dual Satellite Deployment

Deploying paired TeraLink satellites will demonstrate ISLs at sub-THz frequencies, validating feasibility across all three primary link types (UL, DL, and ISL). This phase enables the development of statistical channel models that account for space debris effects, as microscopic particles can cause multipath propagation or interference despite highly directional antennas. Furthermore, the resulting three-node platform (two satellites plus ground station) establishes the first space-based sub-THz network testbed, enabling experimental validation of delay-tolerant networking, software-defined networking, and satellite-integrated Radio Access Network (RAN) protocols.

Phase 3: Constellation Deployment

Once ISL functionality is verified, this phase will deploy a small constellation of 10–20 satellites, potentially scaling to 100+ in multi-orbit configurations. This will enable cross-layer security research, including satellite-based protocol evaluation, ground station eavesdropping analysis, angular diversity for anti-jamming, and reflection-based attack mitigation. This phase will transition sub-THz technology from experimental validation to real-world scalability for high-capacity satellite networks.

VI. CONCLUSIONS

This paper outlines a forward-looking vision for enabling high-speed wireless communications in space through (sub-)THz technology. Sub-THz offers a compelling middle ground between mmWave and optical systems by combining high data rates with relaxed pointing requirements and improved atmospheric resilience. As the demand for global broadband access, real-time disaster response, Earth observation, and deep space exploration continues to grow, (sub-)THz bands stand out as a critical enabler of next-generation satellite networks. Realizing this potential requires bridging theoretical advances with in-orbit validation, and emerging platforms like TeraLink play a foundational role in this transition. By demonstrating the feasibility of Gbps-class links above 200 GHz from LEO and supporting in-orbit experimentation with real hardware,

TeraLink and its subsequent deployment phases unlock new opportunities in channel modeling, adaptive protocols, and scalable architectures. In the long arc of space communication, (sub-)THz technology marks not just the next frequency frontier, but a leap toward truly high-rate, flexible, and reliable space-based connectivity.

REFERENCES

- [1] I. F. Akyildiz, C. Han *et al.*, “Terahertz Band Communication: An Old Problem Revisited and Research Directions for the Next Decade,” *IEEE Trans. on Communications*, vol. 70, no. 6, pp. 4250–4285, May 2022.
- [2] K. B. Cooper, J. V. Siles *et al.*, “A Power-Combined 240 GHz Frequency-Multiplier Source for Cloud Radar Applications,” *IEEE Journal of Microwaves*, vol. 5, no. 6, p. 1253–1259, Nov. 2025.
- [3] J. L. González-Jiménez, F. Foglia Manzillo *et al.*, “A D-Band Transmitter Achieving 57.6-Gb/s and 30-dBm EIRP Based on Channel-Aggregation 45-Nm ICs and a Low-Profile Flat Lens Antenna,” *IEEE Trans. on Microwave Theory and Techniques*, vol. 72, no. 1, p. 836–850, Jan. 2024.
- [4] I. Maestrojuan, V. Torres *et al.*, “Reflector and Lens Antennas for Industrial Applications in the Sub-THz Frequency Spectrum,” in *2018 Asia-Pacific Microwave Conference (APMC)*, Nov. 2018, p. 37–39.
- [5] K. Takashima, M. Moriyama *et al.*, “Fundamental Experiments on Modulation Schemes and Forward Error Correction in Terahertz Communication,” in *27th International Symposium on Wireless Personal Multimedia Communications (WPMC)*, Nov. 2024, p. 1–4.
- [6] P. Sen, J. V. Siles *et al.*, “Multi-kilometre and multi-gigabit-per-second sub-terahertz communications for wireless backhaul applications,” *Nature Electronics*, vol. 6, no. 2, pp. 164–175, Dec. 2022.
- [7] NASA Jet Propulsion Laboratory. (2018) Integrated Solar Array and Reflectarray Antenna (ISARA). Accessed on May 5, 2025. [Online]. Available: <https://www.nasa.gov/smallspacecraft/isara/>
- [8] Lavery, Shane and Chong, Wen Cheng and Osborne, Jeffrey and Mitry, Mina and Lewis, Vanessa, “The Kepler satellite system,” in *Handbook of Small Satellites: Technology, Design, Manufacture, Applications, Economics and Regulation*. Springer, 2020, pp. 1075–1090.
- [9] K. Cahoy, P. Grenfell *et al.*, “The CubeSat Laser Infrared Crosslink Mission (CLICK),” in *International Conference on Space Optics — ICSO*, vol. 11180. SPIE, Jul. 2019, p. 358–369.
- [10] C. M. Schieler, K. M. Riesing *et al.*, “TBIRD 200-Gbps CubeSat Downlink: System Architecture and Mission Plan,” in *IEEE International Conference on Space Optical Systems and Applications (ICSOS)*, Mar. 2022, p. 181–185.
- [11] I. A. Alimi and P. P. Monteiro, “Revolutionizing Free-Space Optics: A Survey of Enabling Technologies, Challenges, Trends, and Prospects of Beyond 5G Free-Space Optical (FSO) Communication Systems,” *Sensors*, vol. 24, no. 24, Dec. 2024.
- [12] S. Aliaga, V. Petrov *et al.*, “Analysis of Scintillation Effects in Terahertz Band Satellite Communications for 6G and Beyond,” in *2025 IEEE CCNC*, Jan. 2025, pp. 1–6.
- [13] “CloudCube: a compact, multi-frequency mm-wave radar,” 2021, accessed: August 2023. [Online]. Available: https://esto.nasa.gov/forums/estf2021/Presentations/June3/Monje_ESTF2021_June3.pdf
- [14] J. V. Siles, K. B. Cooper *et al.*, “A New Generation of Room-Temperature Frequency-Multiplied Sources With up to 10× Higher Output Power in the 160-GHz–1.6-THz Range,” *IEEE Trans. on Terahertz Science and Technology*, vol. 8, no. 6, p. 596–604, Oct. 2018.
- [15] “Attenuation by atmospheric gases and related effects,” *International Telecommunication Union*, vol. P.676-12, 2019.