

LatentGym: A Testbed For Cross-Task Experiential Learning With Controllable Latent Structure

Daksh Mittal^{*1} Tommaso Castellani^{*1} Thomson Yen^{*1}
 Naimeng Ye¹ Fangyu Wu¹ Minghui Chen¹ Tiffany Cai¹
 Emmanouil Koukoumidis² William Zeng² Hongseok Namkoong¹

¹Columbia University ²Oumi

[Blog](#) | [Code](#) | [Models](#)

We envision continually learning agentic systems that become more useful over time: as they encounter sequences of related tasks, they should infer the hidden structure shared across those tasks and use it to improve future decisions. This *cross-task experiential learning* capability is pivotal in domains such as personalization and interactive assistance, but existing training/evaluation frameworks do not provide shared, controllable latent structures and cannot measure whether or why agents improve. We introduce LATENTGYM: a controllable suite in which each environment is organized around a ground-truth latent variable governing the structure across tasks. Our construction yields metrics that separate exploration (whether the agent’s actions gather information about the latent) from exploitation (whether the agent uses what it has gathered). We demonstrate our suite on empirical studies addressing three questions: how and why frontier models fail to adapt across related tasks; whether post-training on related task sequences improves general cross-task adaptation, and where those gains come from; and how design choices such as inter-task feedback shape training dynamics and generalization. Together, these results establish a controlled foundation for studying how LLM agents learn from experience across tasks, and for designing agents that adapt more reliably in sequential, personalized, and interactive settings.

Correspondence: dm3766@columbia.edu

^{*}Equal contribution



1 Introduction

We envision agentic systems that grow more capable the longer they work in a domain. An agent that encounters a sequence of related tasks, such as the tickets handled in customer support, the issues resolved across a software product, or the experiments run within a research area [31, 23], should improve with experience instead of solving each in isolation. It should pick up the shared structure across tasks, such as common knowledge, recurring patterns, and reusable strategies, and turn that experience into better decisions on the tasks that follow [37]. We call this ability *cross-task experiential learning*, the capacity to improve across a sequence of related tasks by recognizing what they share and acting on it. Humans do this routinely; whether today’s LLM agents do, and how

to build agents that do it reliably, remains largely open [41, 26, 16].

Rigorously studying whether agents improve across tasks, and why they fail when they do, is hard today. We can observe an agent’s performance rise or fall over a sequence of tasks, but not easily say *why* a given failure occurred: whether the sequence carried too little shared structure to exploit, whether the agent failed to recognize the structure that was there, or whether it recognized the structure but failed to act on it. Nor can we cleanly compare methods meant to build this capability, since we have no setting in which the structure to be learned is known and controllable, making it hard to tell which method improves which part of the capability. We draw inspiration from how small, controlled testbeds have repeatedly driven the field forward by stripping away confounders, so that methods can be compared cheaply and their mechanisms understood. Toy environments such as MNIST and CIFAR in computer vision, and tabular gridworlds, control suites, and procedurally generated games in RL [8, 43, 27] allow researchers to build understanding before moving to messier and costlier real-world settings.

We thus focus on small, fully controllable cross-task experiential learning problems where the experimenter knows the structure to be learned, runs are cheap enough to iterate on, and competing methods can be compared and understood. Such a testbed must make the structure shared across tasks both known to and controllable by the experimenter. We call this shared structure the *latent*: without ground-truth knowledge of it, an apparent failure to adapt cannot be interpreted. Figure 1 makes this concrete. The agent plays a sequence of number-guessing tasks. Each task asks for a hidden integer said to lie in $[1, 1000]$, but the targets are in fact drawn from a fixed hidden set $\{137, 793\}$, which is the latent shared across the sequence. Early on the agent has little evidence about the latent, so a near-optimal strategy is binary search over $[1, 1000]$. After a few tasks it can notice that the target keeps coming from a small set, and the later tasks test whether it acts on that evidence by guessing one of the recurring targets instead of restarting binary search. When the latent is known to the experimenter, they can see exactly where an agent’s adaptation breaks down.

We realize this testbed as LATENTGYM, a single framework that brings together three components needed to study of cross-task experiential learning (Section 2): controllable environments, diagnostics, and an integrated RL pipeline as we outline below.

Controllable environments. Each environment is organized around an explicit, controllable latent that defines the regularity shared across a sequence of tasks. Around this latent, each environment has a few additional independent knobs: the within-task dynamics, *prompt type* (how much information about the latent the prompt reveals), *feedback type* (what feedback the agent receives between tasks), and *horizon* (how many tasks the agent sees). Together, these knobs determine both how hard adaptation is and how it can be supported: the prompt sets the agent’s prior over the latent and feedback governs how quickly evidence accumulates across tasks. Varying them in a controlled way lets us isolate the role of each, both as a difficulty knob at evaluation time and as a design variable at training time.

Diagnostics. Beyond measuring whether an agent improves over a sequence, LATENTGYM measures *how* it adapts. Two agents with the same cumulative reward may behave very differently: one keeps probing the latent while the other exploits what it already knows, and the two call for different remedies. We therefore separate cross-task experiential learning into two quantities: *Exploration efficiency* asks whether the agent’s actions produce experience informative about the latent;

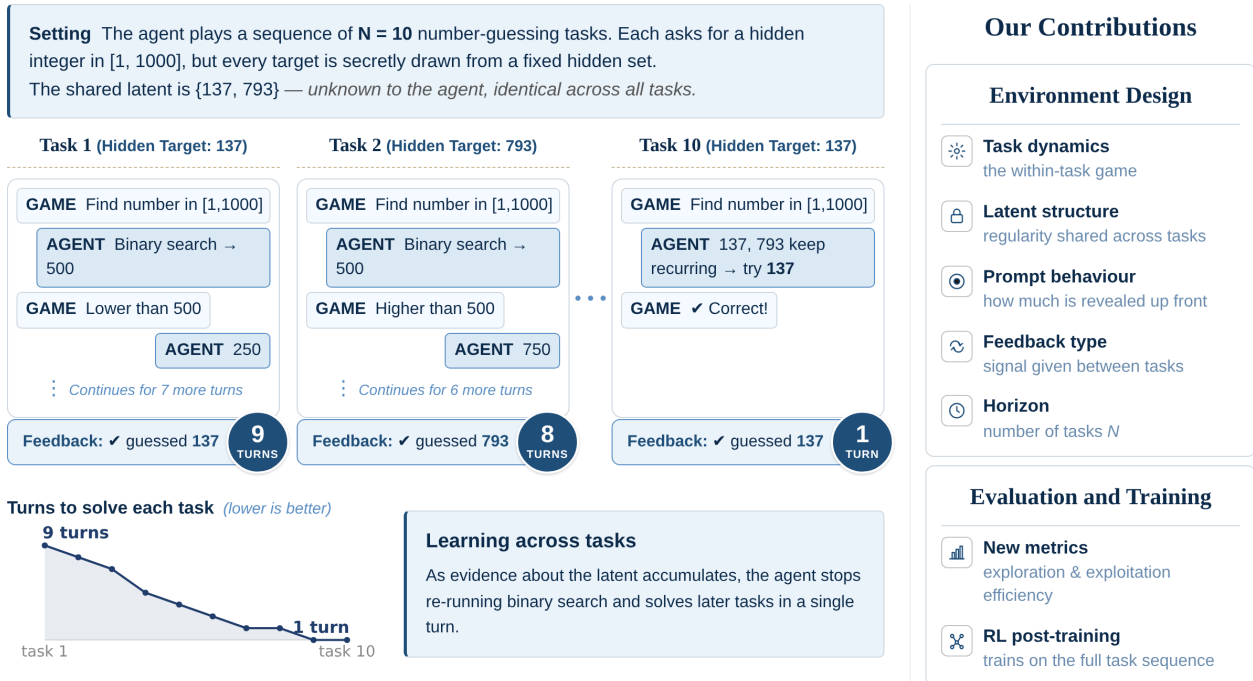


Figure 1. Probing Cross-Task Adaptation in LLM Agents through Controllable Latents. (Left) Number-guessing illustration. The agent plays a sequence of $N=10$ tasks; each task asks for a hidden integer in $[1, 1000]$, but targets are in fact drawn from a fixed hidden set $z = \{137, 793\}$ (the latent shared across tasks). Early on (Task 1), the agent runs binary search and takes 9 turns. By Task 10, having observed that 137 and 793 recur, it solves the task in 1 turn by guessing one of the recurring values directly. (Right) Each environment in our framework is built around such an explicit, controllable latent and factorizes along axes including task dynamics, prompt behavior, feedback type, and horizon. We use this design to study how frontier LLM agents adapt across tasks, introduce metrics for exploration and exploitation efficiency, and train via RL on full task sequences (Cross-Task RL), demonstrating that this approach can instill general cross-task adaptation.

exploitation efficiency asks whether the agent turns that experience into better decisions on later tasks. An interactive dashboard lets us inspect the per-task reward curves and trajectories behind every run.

An integrated RL pipeline. Environments are integrated with the standard RL training pipeline, so the same environments serves both evaluation and training. Our framework is directly compatible with SkyRL [7], which provides a range of standard algorithms out of the box, including SFT, PPO [33], GRPO [34] etc. New advantage functions are easy to add: SkyRL runs the distributed rollouts and policy optimization, while we add only new estimators and a thin environment adapter rather than rewriting the full training stack. The pipeline also exposes the per-task rewards across a sequence, so advantage functions can be defined over the full sequence rather than a single task.

Environments (including latents, prompts, feedback) and RL algorithms each registers independently and composes freely; adding a new one requires no changes to the rest. *Combining these into a single, extensible framework is the central contribution of this paper.* We instantiate LATENTGYM with *seven environments* built on text-based games [15]. Using it, we report three findings, each

made possible by the controllable latent and each carrying a concrete lesson for how agents learn across tasks:

1. **A capability evaluation of frontier models.** We evaluate frontier models (Claude Sonnet 4.6 [2], GPT-4o [29], Gemini 2.5 Flash [13]) and find that they can fail at cross-task adaptation even under simple latent structures (Section 3). Our framework surfaces three failure modes: *adaptation neglect* (failing to look for cross-task structure), *adaptation breakdown* (recognizing structure but failing to act on it reliably), and *adaptation miscalibration* (over-applying explicit information at the cost of task performance).
2. **Cross-Task RL induces general adaptation.** We show that reliable adaptation can be induced by applying GRPO [34] over full sequences of related tasks, a recipe we call *Cross-Task RL* (Section 4). The gains transfer out of distribution to held-out latents and held-out environments, suggesting that part of what is learned is a general meta-strategy rather than latent or environment-specific cues. Further, Cross-Task RL improves both exploration and exploitation efficiency, though which axis dominates depends on the environment.
3. **Algorithmic design choices in Cross-Task RL.** We study how feedback type and prompt type during training shape Cross-Task RL (Section 5.1), and find, counterintuitively, that training under sparser task feedback transfers more robustly across deployment conditions than richer feedback.

We release LATENTGYM as open source, including its environments, diagnostics, RL training pipeline, and inspection dashboard. We hope it gives the community a shared, controllable laboratory for studying cross-task experiential learning and for building the agents that achieve it.

Related Work Our framework directly exposes controllable latent structure and enables a systematic study of *cross-task* adaptation. On the other hand, in-context learning [6] and test-time scaling [34, 10, 38] largely consider a *single task*: demonstrations, reasoning traces, or retrieved context help the model do better on the current query, and each query is treated independently. Existing agentic benchmarks [30, 1, 21, 17, 46] do not expose the shared structure that the experimenter can specify or vary across tasks. While recent work has begun to explore harness design [42, 35, 39], meta-RL training, and continual learning for LLM agents [25, 45, 20, 41], these settings still leave what should be learned across the sequence implicit and outside the experimenter’s control. As a result, it remains difficult to diagnose where agents fail at cross-task adaptation and, consequently, how they should be trained to improve, e.g., disambiguating the role of scaffolding vs. memory modules.

Our setup inherits its formal structure from meta-RL [4], particularly the in-context variants where adaptation occurs through a sequence model’s context [11, 40, 24, 32, 47] rather than through gradient updates [12]. A closely related line studies whether transformers can internalize an RL algorithm in their forward pass [18, 19, 14], by training on RL trajectories across many task families. Classical meta RL benchmarks consider shared latent structure [5, 28, 3], but they are non-linguistic and train small policies from scratch, saying little about pretrained LLM agents. We bring this paradigm into language space like Monea et al. [25], Lin et al. [20] and develop a testbed that allow studying questions unique to LLM agents.

Another related line of work synthesizes simulators into testbeds for LLM agents [9, 36, 30, 1, 22, 21, 17, 46], along with recent benchmarks targeting continual and experiential learning [41, 31, 44].

They measure capability or experience reuse on diverse tasks, but without exposing an explicit, controllable latent shared across tasks within a single evaluation stream. The closest in spirit is XLand-MiniGrid [27], which factorizes meta-RL environments along clean axes but in gridworlds rather than language.

2 A Controllable Suite for Cross-Task Experiential Learning

An agent in LATENTGYM faces a sequence of N related tasks that share a hidden *latent*, the regularity common to all of them. A latent can be a rule, a preference, a mapping, a constraint, a target set, or a temporal pattern. The agent never observes it and must infer it from interaction. Its weights stay fixed across the sequence, so it adapts in-context, carrying the history of earlier tasks forward and conditioning on it when acting, with no gradient updates. We score the per-task reward sequence r_1, \dots, r_N and summarize it by the *cumulative reward* $R = \sum_i r_i$; the final-task reward r_N and the improvement $r_N - r_1$ isolate other facets of adaptation. Because the latent governs every task, an information-seeking action that lowers an early r_i can raise many later ones, so the exploration–exploitation trade-off here runs *across* tasks, where evidence gathered early pays off on every task that follows.

Each environment in our framework is built around an explicit, controllable latent. Around this central axis, each environment factorizes along four further axes for controlled study: *core dynamics* define the within-task decision problem; *task-specific variation* captures instance-level differences across tasks; *prompt type* controls how much information about the latent is revealed to the agent; and *feedback type* determines what information is added to the running history after each task.

Together, these axes let us independently control three orthogonal dimensions of difficulty (Table 1): *within-task difficulty* (how hard each task is in isolation), *latent-identification difficulty* (how hard the Latent is to infer from interaction), and *cross-task difficulty* (how strongly the latent governs subsequent tasks once inferred, jointly determined by the prior two). Varying the sequence horizon N controls how many tasks are available for adaptation. Prompt and feedback modulate these axes orthogonally: a richer prompt lowers latent-identification difficulty by revealing partial information about the latent, while richer feedback (e.g., revealing ground-truth outcomes regardless of success) accelerates how quickly evidence about the latent accumulates across tasks. Together with horizon N , prompt and feedback set how much support the agent receives for inferring and exploiting the latent, while the three difficulty axes set how hard that inference and exploitation actually are.

Difficulty axis	Set by	Example settings (number guessing)
Within-task	Visible range	[1, 100], [1, 1000], [1, 10000]
Latent-identification	Size of hidden set	2, 5, 10
Cross-task	Latent + within-task difficulty	size 2 in [1, 1000] vs. size 10 in [1, 100]

Table 1. Difficulty axes in the number-guessing environment. Within-task difficulty is set by the visible range; latent-identification difficulty by the size of the hidden set. Cross-task difficulty, how much knowing the latent helps on later tasks, depends on both: a hidden set small relative to the visible range makes the latent highly predictive, while one comparable to the range makes it nearly uninformative.

Define a new environment

```
from latentgym.core.registry import register_env
from .core_env import
    NumberGuessingSingleEpisodeEnv

register_env(
    "number_guessing",
    NumberGuessingSingleEpisodeEnv,
    min_range=1,
    max_range=1000,
    max_turns_per_episode=30,
)
```

(a) The within-task game is a `SingleEpisodeEnv`; its latents, prompts, and feedbacks live in their own files and register on import. Number guessing in eight lines.

Compose a configuration

```
FullyDefinedEnv(
    "number_guessing", # core dynamics
    "set_of_3", # latent
    "no_info", # prompt
    "standard", # feedback
    num_episodes=10, # horizon  $N$ 
)
```

(b) The registry resolves the five axes into one runnable environment. Each axis varies on its own, here the `latent_id` alone sets latent-identification difficulty (`set_of_2`, `set_of_3`, `range_100`, ...), so a difficulty sweep is a handful of configs, not new code.

Figure 2. Define once, compose many. A new environment supplies its core dynamics and registers its components (left). From these registrations, any choice of core dynamics, latent, prompt, feedback, and horizon N composes automatically into a runnable environment (right); changing one axis leaves the others untouched.

2.1 Composable and extensible software

The four axes are modular, swappable components, and not hard-coded options inside a monolithic environment. A fully specified environment is the product of five independently registered components,

$$\text{FullyDefinedEnv} = \text{core-env} \times \text{latent} \times \text{prompt} \times \text{feedback} \times N,$$

The registry resolves any choice of components into a single runnable environment, named by an identifier that records the choice, (`number-guessing/set-of-3/no-info/standard/ep10`). The core environment supplies the within-task game, the latent supplies the ground truth shared across tasks, the prompt sets how much of the latent the agent is told, the feedback sets what it observes after each task, and N sets the horizon. Because each component registers on its own, the experimenter can change one axis without touching the others: swapping the prompt yields a hint condition while the latent stays fixed, and swapping the latent raises difficulty while everything else holds.

A new environment is its single-task core dynamics and its registrations. The single-task dynamics conform to the standard `latentgym.core-env` interface, written from scratch or wrapped from an existing game. The latents, prompts, and feedbacks for that environment are declared in their own files and register themselves on import. From these registrations the full set of environments is composed automatically, and the shared machinery for composition, sequence generation, evaluation, and training is reused without change. Figure 2 (left) shows the whole of number guessing in eight lines. Further, the composition is flexible enough that a single sequence can draw on a different core environment for each task while sharing some latent.

Difficulty follows directly from the choice of components. Within-task difficulty follows from the visible range (an environment parameter), and latent-identification difficulty from the size of the hidden set (a latent parameter). The two move independently, so each row of Table 1 is a different combination of settings rather than new code (Figure 2, right), and a difficulty sweep is a handful

of such configurations.

One environment object serves both evaluation and training. It implements the standard text-environment interface, reports per-task reward and turn counts, and aggregates rewards as cumulative, terminal, improvement, or per-task. Switching between evaluating a frontier model and training on full task sequences is therefore a change of operating mode, not of environment. For RL training on full task sequences, the framework provides built-in advantage estimators, and users can specify their own; these plug into SkyRL [7], which carries out the rollouts, weight synchronization, and policy optimization. A thin adapter exposes each LATENTGYM environment to SkyRL, so the framework contributes the estimators and the adapter while reusing a training stack built for that purpose. For evaluation, an inspection dashboard renders the per-task reward curves and full trajectory conversations behind every run.

2.2 Diagnosing how an agent adapts

The reward curve r_1, \dots, r_N and its summaries $(R, r_N, r_N - r_1)$ tell us whether an agent improves over a sequence. They do not tell us *how*. Two agents with identical cumulative reward R can differ sharply in whether they probe the latent or exploit what they already know, and the two failures call for different fixes. Telling them apart is hard, because exploration and exploitation are entangled within a single run, and any late-task reward reflects both how informative the early interactions were and how well the agent acted on them.

We separate the two with a counterfactual that the infrastructure supports directly. One agent gathers the experience, and a different agent acts on it. At a switch point $K \in \{1, \dots, N - 1\}$, agent A plays tasks $1, \dots, K$ and produces the accumulated history; control then passes to agent B , which inherits that same history and plays tasks $K+1, \dots, N$. The framework preserves the full running context across the hand-off and attributes each task’s reward to whichever agent played it, so a single run yields the post-switch (tail) reward

$$R_{\text{tail}}(A \rightarrow B) = \sum_{i=K+1}^N r_i \quad (A \text{ explores, } B \text{ exploits}).$$

Comparing two agents then isolates each capability by holding one role fixed at a reference agent $C \in \{A, B\}$. Holding the *exploiter* fixed and swapping the explorer measures **exploration**; holding the *explorer* fixed and swapping the exploiter measures **exploitation**:

$$\begin{aligned} \text{ExploreGain}_C(B \text{ vs. } A) &= R_{\text{tail}}(B \rightarrow C) - R_{\text{tail}}(A \rightarrow C), \\ \text{ExploitGain}_C(B \text{ vs. } A) &= R_{\text{tail}}(C \rightarrow B) - R_{\text{tail}}(C \rightarrow A). \end{aligned}$$

We report both choices of the reference C to show the gap is robust to the held-fixed role. Sweeping K traces where each capability accrues, since a larger K gives the explorer more tasks to gather evidence while leaving the exploiter fewer tasks to act on.

2.3 The seven environments

We instantiate LATENTGYM with seven environments spanning different task dynamics and latent structures (Table 2), built on top of the TextArena suite of text-based games [15]. In TextArena each task is a single-game episode the agent plays in natural language. LATENTGYM differs in that each environment is a sequence of N games drawn from a shared latent structure: the agent plays

multiple games of the same family (latent) in sequence and is rewarded for getting better across them. Each environment supports three prompt conditions (Table 3): no information about the latent, a vague hint that cross-task structure may exist, and full information about the latent. It also supports two feedback conditions: a *standard* condition, in which the agent receives only a binary success/failure signal after each task, and an *information* condition, in which the ground-truth outcome is revealed regardless of whether the agent succeeded. Full environment specifications, including latents of varying difficulty levels, are in Appendix A.

Environment	Core task	Representative latent structures
Number Guessing	Identify hidden number	Restricted target set, range pattern
Bandits	Select rewarding arm	Shared best arm, reward pattern
Secretary	Accept/reject candidates	Threshold, position pattern
Mastermind	Infer hidden code	Code constraint, structural rule
Word Ladder	Transform word through graph	Hub word, reusable path structure
Wordle	Guess hidden word from feedback	Shared word property, candidate-set
Hangman	Reveal word through letter guesses	Shared word category, letter pattern

Table 2. Environment suite instantiated from the framework. Each environment defines a within-task decision problem and a family of shared latent structures.

Prompt type	Information revealed	Purpose
No information	No indication that tasks share a latent structure	Tests whether the agent discovers structure from experience alone
Vague hint	States that some recurring structure may exist	Tests whether the agent identifies the cross-task regularities efficiently
Full information	Explicitly describes the latent structure	Tests whether the agent can use latent information once given

Table 3. Prompts vary how much information about the shared latent is available before interaction.

3 Failure Modes of Frontier Models in a Minimal Setting

A controlled testbed is useful only if existing models struggle on it, exposing where they fall short. Our first demonstration establishes that LATENTGYM does this: the environments are deliberately simple, yet frontier models fail to learn across tasks on them, and they fail in interpretable ways, making it a discriminating place to develop and compare methods. We evaluate three representative frontier models (GPT-4o, Claude Sonnet 4.6, and Gemini 2.5 Flash) chosen to span different providers and capability profiles rather than to form an exhaustive leaderboard. These models fail at cross-task adaptation even under simple latent structures and across varying prompt conditions. Inspecting individual trajectories surfaces three recurring failure modes.

Adaptation neglect: models repeatedly restart from scratch. When models are not explicitly told that a hidden latent pattern exists, they often solve each task largely independently, without attempting to infer reusable structure from previous experience. This appears even in very simple latent structures, and we occasionally observe similar behavior even when models are told that such a pattern exists. For example, in number guessing (latent: `set_of_3`), the target is always

drawn from the same three values, yet GPT-4o, Gemini and Claude repeatedly begin later tasks with the generic binary search strategy rather than testing previously revealed targets.

Claude Sonnet 4.6 solves each task independently

Setup: In each task the agent needs to identify a hidden integer between 1 and 1000; after each guess, the game master replies whether the target is greater than, less than, or equal to the guess. The **latent** across tasks is $= \{592, 781, 926\}$, that is the hidden number is actually only 1 out of these 3 numbers. Below we show Task 1, Task 4 and Task 9 out of stream of 10 tasks as solved by Claude. In all the tasks agent starts with binary search without recognizing that actually the hidden numbers are repeated. (Full transcript is given in Appendix D.1)

Task 1	Task 4	Task 9
<div style="border: 1px solid #2c4e64; padding: 5px; margin-bottom: 5px;"> <p>Agent (turn 1): I'll use a binary search strategy. [500]</p> </div> <p>... continues for 6 more turns.</p>	<div style="border: 1px solid #2c4e64; padding: 5px; margin-bottom: 5px;"> <p>Agent (turn 1): Let me start with binary search again. [500]</p> </div> <p>... continues for 9 more turns.</p>	<div style="border: 1px solid #2c4e64; padding: 5px; margin-bottom: 5px;"> <p>Agent (turn 1): Let me start with binary search again. [500]</p> </div> <p>... continues for 9 more turns.</p>

Similar results appear across models and environments, see Figure 3 and Appendix D.1 for representative transcripts. At first glance, this behavior may appear reasonable: a well-instructed agent should not impose hidden assumptions on a task. However, the pattern is more concerning in an adaptation setting. Real deployments contain recurring regularities that are not specified; an agent that only acts on explicitly stated structure will fail to improve with experience.

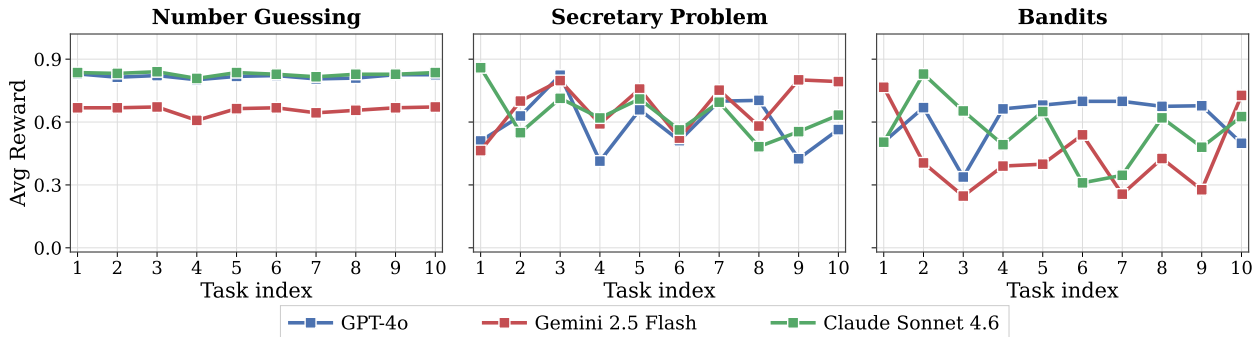


Figure 3. Average reward across tasks under the no-information prompt condition for three environments: number guessing (set of 3), secretary (threshold 0.6), and bandits (best arm 0).

Adaptation breakdown: models notice structure but fail to use it reliably. When models are told that some pattern may exist, they often show partial but ineffective adaptation. Sometimes they ignore the hint and continue acting myopically (Appendix D.2.1); sometimes they search for a pattern but fail to identify the correct one (Appendix D.2.3); sometimes they correctly infer part of the structure but do not act on it (Appendix D.2.2); and sometimes they try too hard to fit a pattern and drift away from the original objective of solving the task (Appendix D.2.4).

Gemini 2.5 Flash recognizes the pattern but does not act upon it

Agent task is to identify a hidden integer between 365 and 10365; after each guess, the game master replies whether the target is greater than, less than, or equal to the guess. The **hidden latent** is that the numbers actually fall in a range covers [1400, 2400]. Below we show Task 7 and Task 10 out of 10 tasks.

<p>Task 7</p> <p>Agent (turn 1): I've begun the process by defining the initial boundaries: 365 to 10365. My strategy remains binary search ... [5365]</p> <p>... continues for 12 more turns.</p>	<p>Task 10</p> <p>Agent (turn 1): I've reviewed the previous nine games. The numbers, ranging from 1461 to 2278, are well below the upper bound of 10365, although I'll continue using binary search ... [5365]</p> <p>... continues for 12 more turns.</p>
--	---

These failures point to a missing exploration-exploitation policy. The models are not simply incapable of forming hypotheses: in many trajectories, they explicitly propose plausible cross-task patterns. However, they do not know when a vague signal warrants further search, when enough evidence has been collected, or how strongly a hypothesis should influence future actions. More broadly, these cases suggest that recognizing latent structure and exploiting it are separable capabilities: a model can partially succeed at one while failing at the other.

Adaptation miscalibration: more information can make performance worse. Even when the relevant pattern is explicitly provided, models can suffer from miscalibrated adaptation and their performance might degrade relative to weaker description of the task (Figure 4). The explicit description appears to introduce a competing sub-goal: instead of using the latent as a calibrated prior, the model optimizes for demonstrating the stated pattern, over-applying the rule or choosing actions that satisfy its interpretation while violating the operational constraints of the game. Examples include proposing off-graph words in word ladder, choosing the wrong sub-range in number guessing, committing to a single arm in alternating bandits, or accepting too early in secretary-style tasks. We observe this across `number_guessing/two_ranges`, `secretary/increasing_position`, `wordladder/hub_word`, and `bandits/ping_pong`; representative transcripts are in Appendix D.3. These cases show that in-context adaptation requires more than access to the right information: the model must also decide how strongly to condition on it.

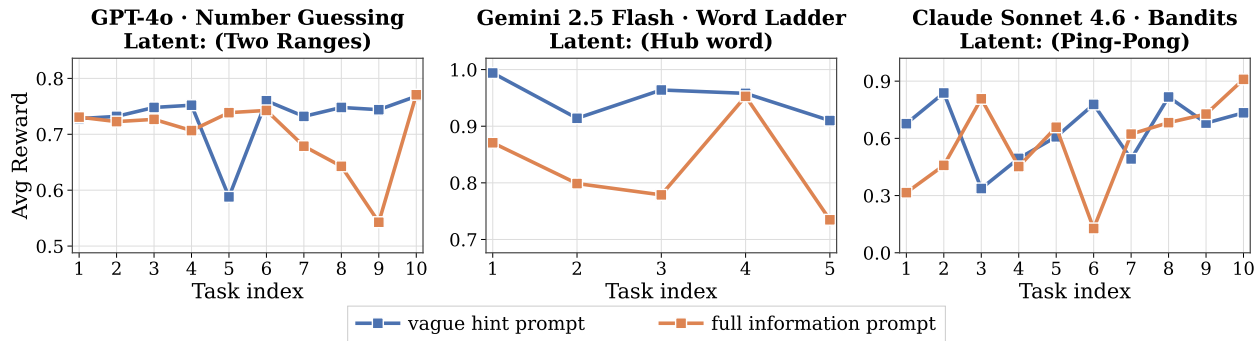


Figure 4: Examples where full information harms performance.

These failure modes show what frontier models lack: a robust cross-task strategy for deciding when to search for structure, when to commit, and how strongly to condition on explicit information without overfitting to it. This is precisely the gap our benchmark is designed to expose.

4 Demonstration: Cross-task RL for In-context Adaptation

Our second demonstration uses LATENTGYM to ask whether RL fine-tuning can instill general cross-task experiential learning. We compare two recipes. *Single-task RL* is the standard approach: fine-tune the policy on isolated tasks, with the reward depending on the reward r of that single task. *Cross-task RL* fine-tunes end-to-end on full sequence of N related tasks under a shared latent z , with the reward depending on the entire sequence of rewards r_1, \dots, r_N . Under this signal, the policy is rewarded for using early tasks to infer the latent and act more effectively on later ones.

We address three research questions:

1. Is cross-task RL necessary, or does single-task RL on the same task family suffice?
2. Do the strategies learned by cross-task RL generalize beyond the training distribution?
3. Which capability drives cross-task RL’s lift, is it better at exploration or exploitation?

Experimental Setup. For the experiments, we fine-tune Qwen3-8B on sequences sampled from five environments described in Section 2: Number Guessing, Mastermind, Hangman, Word Ladder, and Secretary. For each environment, we train on a fixed set of latent structures. Each training sequence consists of $N=10$ tasks, with the policy carrying its history as context across tasks. We compare three variants: the *base* instruction-tuned model; *single-task RL*, which fine-tunes with $N=1$ and improves raw task ability; and *cross-task RL*, which fine-tunes on full sequences. We report the three cross-task metrics defined in Section 2: cumulative reward $R = \sum_i r_i$, cross-task gain $r_N - r_1$, and final-task reward r_N . We fine-tune the models with Group Relative Policy Optimization (GRPO) [34], using the standard clipped objective with a KL penalty against a frozen reference π_{ref} . Each rollout over a sequence receives a single reward summarizing its per task rewards; we use the cumulative reward $R = \sum_i r_i$ that for finetuning. Complete training and evaluation details including hyperparameters, and per-environment latent structures are given in Appendix B.

Cross-Task RL induces adaptation. We evaluate the base, single-task RL, and cross-task RL variants on five environments. Each RL variant is trained separately on each of six environments on sequences of $N=10$ tasks under standard feedback. On cumulative reward $R = \sum_i r_i$ (Table 4), cross-task RL leads on every environment, beating the base by an average of 99% and single-task RL by 39%, with the largest gains over single-task RL on Wordle (+91%) and Number Guessing (+72%). Single-task RL closes part of the gap on Word Ladder (+5%) and Secretary (+8%), where the per-task problem is the main bottleneck, but trails cross-task RL elsewhere. The Gain column $(r_N - r_1)/r_1$ gives the clearest picture of *cross-task* adaptation: cross-task RL is the only variant with consistently positive Gain across environments (largest on Number Guessing, +75%, and Secretary, +24%), while single-task RL is negative on five of six environments (e.g., -61% on Wordle, -18% on Mastermind), indistinguishable from the base. Final-task reward r_N tracks the same ranking; cross-task RL improves r_N by an average of 55% over single-task RL, with the

largest single-environment gains on Wordle (2.5 \times) and Number Guessing (2.0 \times). This shows that cross-task adaptation requires a cross-task RL training.

To further test whether this finding reflects a learned adaptation strategy rather than environment-specific cues, we train a single model on sequences drawn from *multiple* environments (Number Guessing, Secretary, Hangman, and Word Ladder, with two latents each). Notably, this multi-env cross-task model exceeds the single-env cross-task models trained directly on each environment, by an average of 19% in cumulative reward with the largest gains on Secretary (33%)(Table 5). This suggests cross-task RL may be learning a general adaptation strategy rather than environment-specific cues, and the policy may benefit from training on a mixture of environments.

Environment	Cross-task RL			Single-task RL			Base (Qwen3-8B)		
	Cum. Reward	Gain (%)	Final Reward	Cum. Reward	Gain (%)	Final Reward	Cum. Reward	Gain (%)	Final Reward
Number guessing	5.78	+75%	0.63	3.36	-11%	0.31	2.23	-18%	0.18
Mastermind	7.13	+3%	0.70	5.12	-18%	0.51	4.32	-4%	0.44
Hangman	6.48	+5%	0.65	5.53	-5%	0.55	3.47	-3%	0.33
Wordladder	9.20	+1%	0.93	8.80	-2%	0.88	5.35	-5%	0.54
Secretary	7.60	+24%	0.78	7.07	+3%	0.72	4.58	+15%	0.46
Wordle	6.23	+11%	0.61	3.26	-61%	0.24	2.54	+8%	0.26

Table 4. Cross-task RL is necessary for in-context adaptation. Comparison of Cross-task RL, single-task RL, and the base (Qwen3-8B) model across the six environments. *Cum. Reward* is the total reward over the sequence ($R = \sum_i r_i$); *Gain* is the cross-task improvement from first to last as a percentage of the initial reward ($(r_N - r_1)/r_1$); *Final Reward* is the reward on the last task (r_N). Each entry averages over the three in-distribution training latents and over 50 trajectories per latent.

Environment	Cross-task (multi env)			Single (multi env)			Cross-task (one env)			Base (Qwen3-8B)		
	Cum. Reward	Gain (%)	Final Reward	Cum. Reward	Gain (%)	Final Reward	Cum. Reward	Gain (%)	Final Reward	Cum. Reward	Gain (%)	Final Reward
Number guessing	7.92	+25%	0.86	6.73	+14%	0.67	6.28	+44%	0.62	2.97	-45%	0.18
Hangman	8.55	+14%	0.89	5.63	+2%	0.55	7.25	+14%	0.75	4.68	+33%	0.48
Wordladder	8.89	+2%	0.90	8.61	-4%	0.87	8.80	+1%	0.90	4.58	-11%	0.47
Secretary	9.54	+33%	0.93	6.35	-43%	0.36	7.19	+36%	0.75	4.76	+24%	0.47

Table 5. Multi-environment cross-task RL. The multi-env cross-task model outperforms single-environment cross-task RL, with an average improvement of 19% on cumulative reward.

Do strategies learned generalize beyond the training distribution? Next we test whether cross-task RL’s gains generalize beyond the training distribution. A policy that has learned a transferable adaptation strategy should generalize beyond the specific latents and environments seen during training. We test this at two levels: held-out latents within trained environments (OOD-1), and entirely held-out environments (OOD-2).

For **OOD-1**, we hold out a latent within each environment and evaluate cross-task RL on sequences generated under those held-out latents: the environment is fixed, only the latent shifts. Cross-task RL retains a clear advantage on cumulative reward in five of six environments (Table 6),

beating the base by an average of 55% and single-task RL by 26%, with the largest gains over single-task RL on Wordle (+65%) and Number Guessing (+52%). The Gain column $(r_N - r_1)/r_1$ remains positive for cross-task RL in five of six environments, and cross-task RL achieves the highest Final Reward r_N in five of six environments.

For **OOD-2**, we use a leave-one-out protocol over the same four environments as the multi-env experiment above: we train on sequences from three of them and test on the held-out fourth, so the policy has not seen the target environment in any latent during training. The leave-one-out model beats the base on cumulative reward on all four held-out environments by an average of 14%, with the largest gains on Hangman (21%) and Number Guessing (20%) (Table 7); r_N is also higher on every environment. The Gain results are mixed: the leave-one-out model beats the base on three of four environments but trails on Hangman, where the base shows a large positive Gain (+33%) driven partly by a low initial reward ($r_1 \approx 0.36$, vs. $r_1 \approx 0.55$ for the leave-one-out model).

Since training optimizes cumulative reward $\sum_i r_i$, generalization on that metric is the expected effect of training, and this is indeed what we observe at both OOD levels. More encouragingly, we also see some evidence of generalization on Gain and on r_N , neither of which is directly optimized. Gain should be interpreted with caution, however: a model already strong on the initial task has limited room to improve (ceiling effect), while a model that is weak initially can post a large Gain simply from a low starting point (floor effect). Final Reward r_N should therefore be considered alongside Gain when interpreting generalization, and we do see cross-task RL’s r_N exceed the base in almost all OOD cases (five of six environments under OOD-1, all four under OOD-2). Since generalization tends to improve with data scale in LLM fine-tuning more broadly, scaling these experiments to a wider range of environments (the analogue of data scaling in our setting) along with more elaborate studies such as varying the reward functional Φ or controlling for changes in per-task ability, is left to future work.

Environment	Cross-task RL			Single-task RL			Base (Qwen3-8B)		
	Cum. Reward	Gain (%)	Final Reward	Cum. Reward	Gain (%)	Final Reward	Cum. Reward	Gain (%)	Final Reward
Number guessing	6.11	+23%	0.59	4.03	−9%	0.39	2.82	−49%	0.18
Mastermind	4.29	+10%	0.43	3.48	−10%	0.35	3.46	−13%	0.34
Hangman	6.84	+30%	0.70	5.90	+17%	0.61	5.54	+88%	0.60
Wordladder	9.35	−1%	0.93	9.25	−4%	0.91	7.42	−6%	0.74
Secretary	4.31	+6%	0.38	4.43	+5%	0.43	4.33	+30%	0.43
Wordle	5.07	+21%	0.57	3.07	−53%	0.26	2.13	−41%	0.19

Table 6. Generalization under latent shift (OOD-1). Cross-task RL beats the base by an average of 55% and single-task RL by 26% on cumulative reward.

Exploration vs. exploitation efficiency. The aggregate gains in Tables 4–5 do not reveal whether Cross-Task RL’s lift comes from better exploration, better exploitation, or both. We isolate the two on Number Guessing with the agent-switching experiment from Section 2 (Figure 5): at a switch point $K \in \{2, 4, 6, 8\}$, control is handed from one agent (the *explorer*, running on tasks $1, \dots, K$) to a second agent (the *exploiter*, running on tasks $K + 1, \dots, N$), which inherits the running history accumulated by the first. Writing CT and ST for the Cross-Task and Single-task RL agents and using the post-switch reward $R_{\text{tail}}(\cdot \rightarrow \cdot)$ of Section 2, we report the exploration and

Environment	Cross-task RL (LOO)			Base (Qwen3-8B)		
	Cum. Reward	Gain (%)	Final Reward	Cum. Reward	Gain (%)	Final Reward
Number guessing	3.57	−9%	0.32	2.97	−45%	0.18
Hangman	5.65	+5%	0.58	4.68	+33%	0.48
Wordladder	5.15	+4%	0.51	4.58	−11%	0.47
Secretary	4.84	+32%	0.49	4.76	+24%	0.47

Table 7. Generalization under environment shift (OOD-2). A leave-one-out cross-task model, trained on all environments *except* the evaluation one, beats the base on every held-out environment, with an average improvement of 14% on cumulative reward.

exploitation gains of CT over ST with the reference role held at $C \in \{CT, ST\}$:

$$\text{ExploreGain}_C = \frac{R_{\text{tail}}(CT \rightarrow C) - R_{\text{tail}}(ST \rightarrow C)}{R_{\text{tail}}(ST \rightarrow C)},$$

$$\text{ExploitGain}_C = \frac{R_{\text{tail}}(C \rightarrow CT) - R_{\text{tail}}(C \rightarrow ST)}{R_{\text{tail}}(C \rightarrow ST)},$$

each a percentage of the reference’s tail reward. ExploreGain_C holds the exploiter at C and swaps the explorer; ExploitGain_C holds the explorer at C and swaps the exploiter (Table 8). Cross-Task RL has a positive exploration advantage at every K , but it is small: between 0.7% and 17.4% depending on the exploiter, with a mild increasing trend in K as more of the sequence is built before the switch. The exploitation advantage is far larger and present at every K : holding the explorer fixed, switching the exploiter from Single-task RL to Cross-Task RL adds between 13% and 30% in tail reward, with values decreasing in K as the post-switch tail shrinks and there is less room for exploitation to compound. On Number Guessing, the exploitation gap therefore dominates the exploration gap by a factor of roughly 2–30 \times and is the larger driver of Cross-Task RL’s lift. The same overall pattern, Cross-Task RL gaining on both axes simultaneously, holds across the other environments, though which axis dominates varies by environment (Appendix C.1).

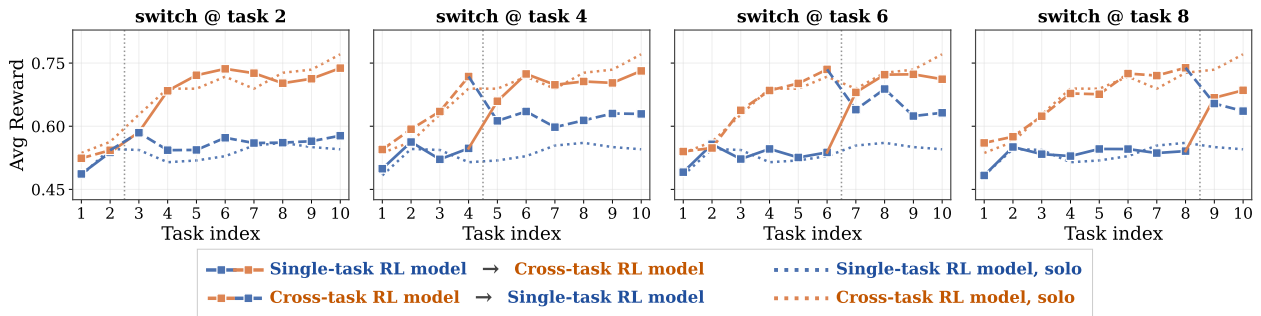


Figure 5. Agent-switching: cross-task RL vs. single-task RL on Number Guessing. At a switch point $k \in \{2, 4, 6, 8\}$, control is handed over to a different agent that inherits the cross-task context $h_{<k}$ accumulated by the first agent. Solid/Dashed lines: trajectories of the two switch directions. Dotted lines: each agent running the full sequence alone (*solo*).

Switch point K	Reference C	ExploreGain $_C$	ExploitGain $_C$
2	$C = \text{CT}$	+0.7%	+25.3%
	$C = \text{ST}$	+4.4%	+30.1%
4	$C = \text{CT}$	+2.5%	+16.4%
	$C = \text{ST}$	+14.2%	+29.5%
6	$C = \text{CT}$	+2.9%	+13.0%
	$C = \text{ST}$	+16.9%	+28.5%
8	$C = \text{CT}$	+11.6%	+16.3%
	$C = \text{ST}$	+17.4%	+22.7%

Table 8. Cross-Task RL vs. Single-task RL on number_guessing. Each cell reports ExploreGain $_C$ or ExploitGain $_C$: the relative tail-reward advantage of the Cross-task RL agent (CT) over the Single-task RL agent (ST), evaluated at switch point K . ExploreGain $_C$ holds the exploiter fixed at the reference agent C and swaps the explorer; ExploitGain $_C$ holds the explorer fixed at C and swaps the exploiter. We report both choices $C \in \{\text{CT}, \text{ST}\}$ to show the gap is robust to the held-fixed role. All values positive: Cross-task RL is both a better explorer and a better exploiter than Single-task RL.

5 Discussion

We have presented LATENTGYM, a small-scale, controllable laboratory for cross-task experiential learning, and used it in three studies. The frontier-model study showed that a deliberately simple setting still exposes interpretable failures (Section 3). The Cross-Task RL study showed that training can induce the capability and that it generalizes to held-out latents and environments (Section 4). The study below shows that the inter-task feedback used during training has a large and counterintuitive effect on generalization. This shows that a controllable latent, together with one environment object shared across evaluation, diagnosis, and training, makes questions that are otherwise hard to pose directly answerable. We see LATENTGYM as an instrument for developing methodology, a place to prototype and compare algorithms cheaply before scaling to costlier, real-world settings.

5.1 A worked example: training-time feedback shapes generalization

As an example of the kind of question the suite makes answerable, we ask how the *in-context feedback* used during training affects training dynamics and generalization. We train models under combinations of standard vs. full feedback between tasks and some-info vs. full-info prompt at training time, while keeping the cumulative-reward objective $R = \sum_i r_i$ fixed, and evaluate each across all four prompt/feedback combinations at deployment. Counterintuitively, standard feedback at training time outperforms full feedback under both prompt regimes (Figure 6), despite providing strictly less information between tasks. The advantage comes from robustness to the eval-feedback shift rather than from faster learning. Full-feedback-trained models drop by 0.509 points when the eval feedback switches to standard, whereas standard-feedback-trained models hold up (Appendix C.2). Prompt richness produces no substantive difference in aggregate, but the aggregate hides an asymmetry. Full-info-trained models score 0.36 higher on full-info eval than on some-info eval, whereas some-info-trained models are essentially indifferent to the eval prompt. Some-info training thus yields a

more uniformly transferable model, at the cost of the in-distribution advantage full-info training enjoys on full-info eval. This is the kind of training-time question a controllable testbed can answer. The same sequence-level rollouts also make the per-task rewards r_1, \dots, r_N available within a single rollout, which opens up algorithm variants that use them for better credit assignment and sample efficiency.

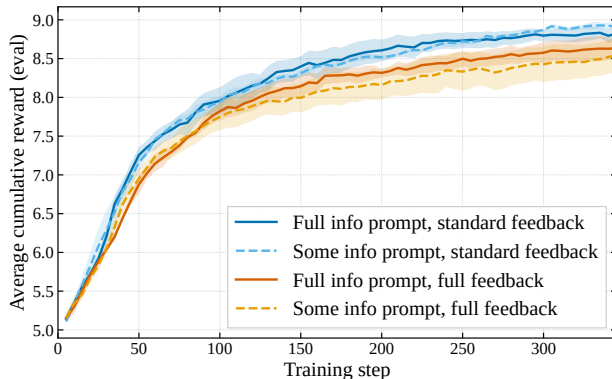


Figure 6. Average cumulative reward on the evaluation set during training, across the four prompt/feedback combinations used at training time. Standard-feedback outperform full-feedback regardless of training prompt while prompt type produces a smaller gap.

5.2 Research agenda

Our results open several directions for future work.

1. *Scaling environments and latents.* Generalization in LLM fine-tuning tends to improve with data scale; the analogue in our setting is the diversity of environments and latent families used during training. Expanding the testbed beyond our seven text-based environments, particularly to settings closer to real deployments such as customer support, personalization, and tool-use agents, would test whether the meta-strategies learned by Cross-Task RL transfer to more naturalistic forms of shared structure.
2. *Algorithmic design.* Our study fixes the objective at the cumulative reward $R = \sum_i r_i$; alternative summaries (final-task reward, monotonicity-rewarded variants, or risk-averse aggregations) may induce qualitatively different adaptation policies, and a systematic study of how this choice shapes the exploration vs. exploitation trade-off remains open. Our finding that sparser training feedback transfers more robustly also suggests revisiting other forms of training-time information shaping, including curricula over latents, prompt schedules, and staged feedback regimes.
3. *Scaling the model.* Our experiments use Qwen3-8B; whether Cross-Task RL’s gains compound or saturate with larger backbones, and how its sample efficiency scales, are natural next questions.
4. *Diagnostic use of the framework.* Beyond training, the controllable-latent design supports targeted diagnostic studies of any agent. By varying latent difficulty, prompt informativeness, and feedback density independently, one can localize where a specific agent fails, whether

in gathering evidence, in identifying the latent, or in acting on it, in a way that aggregate benchmark scores cannot.

We hope the framework, together with the open-source training and evaluation pipeline, serves as a starting point for principled study of cross-task experiential learning in LLM agents.

Acknowledgements

This research used resources of the Oak Ridge Leadership Computing Facility (OLCF) and Argonne Leadership Computing Facility (ALCF) which are a DOE Office of Science User Facility. This work was supported by an award from the ASCR Leadership Computing Challenge (ALCC) under project ERCAP0034861.

References

- [1] M. Abdulhai, I. White, C. Snell, C. Sun, J. Hong, Y. Zhai, K. Xu, and S. Levine. LMRL gym: Benchmarks for multi-turn reinforcement learning with language models. *arXiv preprint arXiv:2311.18232*, 2023.
- [2] Anthropic. Claude Sonnet 4.6 system card, 2026. URL <https://www.anthropic.com/claude-sonnet-4-6-system-card>.
- [3] J. Bauer, K. Baumli, F. Behbahani, A. Bhoopchand, N. Bradley-Schmieg, M. Chang, N. Clay, A. Collister, V. Dasagi, L. Gonzalez, et al. Human-timescale adaptation in an open-ended task space. In *Proceedings of the 40th International Conference on Machine Learning (ICML)*, 2023.
- [4] J. Beck, R. Vuorio, E. Z. Liu, Z. Xiong, L. Zintgraf, C. Finn, and S. Whiteson. A survey of meta-reinforcement learning. *arXiv preprint arXiv:2301.08028*, 2023.
- [5] G. Brockman, V. Cheung, L. Pettersson, J. Schneider, J. Schulman, J. Tang, and W. Zaremba. OpenAI Gym. *arXiv preprint arXiv:1606.01540*, 2016.
- [6] T. B. Brown, B. Mann, N. Ryder, M. Subbiah, J. Kaplan, P. Dhariwal, A. Neelakantan, P. Shyam, G. Sastry, A. Askell, et al. Language models are few-shot learners. In *Advances in Neural Information Processing Systems (NeurIPS)*, 2020.
- [7] S. Cao et al. SkyRL-Agent: Efficient RL training for multi-turn LLM agent. *arXiv preprint arXiv:2511.16108*, 2025.
- [8] K. Cobbe, C. Hesse, J. Hilton, and J. Schulman. Leveraging procedural generation to benchmark reinforcement learning. In *Proceedings of the 37th International Conference on Machine Learning (ICML)*, 2020.
- [9] M.-A. Côté, Á. Kádár, X. Yuan, B. Kybartas, T. Barnes, E. Fine, J. Moore, M. Hausknecht, R. Y. Tao, L. El Asri, et al. TextWorld: A learning environment for text-based games. In *Workshop on Computer Games at IJCAI*, 2018.
- [10] DeepSeek-AI. DeepSeek-R1: Incentivizing reasoning capability in LLMs via reinforcement learning. *arXiv preprint arXiv:2501.12948*, 2025.

- [11] Y. Duan, J. Schulman, X. Chen, P. L. Bartlett, I. Sutskever, and P. Abbeel. RL²: Fast reinforcement learning via slow reinforcement learning. *arXiv preprint arXiv:1611.02779*, 2016.
- [12] C. Finn, P. Abbeel, and S. Levine. Model-agnostic meta-learning for fast adaptation of deep networks. In *Proceedings of the 34th International Conference on Machine Learning (ICML)*, 2017.
- [13] Google DeepMind. Gemini 2.5: Pushing the frontier with advanced reasoning, multimodality, long context, and next generation agentic capabilities, 2025. URL https://storage.googleapis.com/deepmind-media/gemini/gemini_v2_5_report.pdf.
- [14] J. Grigsby, L. Fan, and Y. Zhu. AMAGO: Scalable in-context reinforcement learning for adaptive agents. In *International Conference on Learning Representations (ICLR)*, 2024.
- [15] L. Guertler, B. Cheng, S. Yu, B. Liu, L. Choshen, and C. Tan. TextArena. *arXiv preprint arXiv:2504.11442*, 2025.
- [16] Q. Hu, Q. Long, and W. Wang. When continual learning moves to memory: A study of experience reuse in LLM agents. *arXiv preprint arXiv:2604.27003*, 2026.
- [17] C. E. Jimenez, J. Yang, A. Wettig, S. Yao, K. Pei, O. Press, and K. R. Narasimhan. SWE-bench: Can language models resolve real-world github issues? In *The Twelfth International Conference on Learning Representations (ICLR)*, 2024.
- [18] M. Laskin, L. Wang, J. Oh, E. Parisotto, S. Spencer, R. Steigerwald, D. J. Strouse, S. Hansen, A. Filos, E. Brooks, et al. In-context reinforcement learning with algorithm distillation. In *International Conference on Learning Representations (ICLR)*, 2023.
- [19] J. N. Lee, A. Xie, A. Pacchiano, Y. Chandak, C. Finn, O. Nachum, and E. Brunskill. Supervised pretraining can learn in-context reinforcement learning. In *Advances in Neural Information Processing Systems (NeurIPS)*, 2023.
- [20] X. Lin, S. Zhu, Y. Chen, M. Chen, H. Sang, I. Paschalidis, Z. Wang, A. Pacchiano, and X. Zhang. Scaling in-context online learning capability of LLMs via cross-episode meta-RL. *arXiv preprint arXiv:2602.04089*, 2026.
- [21] X. Liu, H. Yu, H. Zhang, Y. Xu, X. Lei, H. Lai, Y. Gu, H. Ding, K. Men, K. Yang, et al. Agent-Bench: Evaluating LLMs as agents. In *International Conference on Learning Representations (ICLR)*, 2024.
- [22] Z. Liu et al. GEM: A gym for agentic LLMs. *arXiv preprint arXiv:2510.01051*, 2025.
- [23] C. Lu, C. Lu, R. T. Lange, J. Foerster, J. Clune, and D. Ha. The AI scientist: Towards fully automated open-ended scientific discovery. *arXiv preprint arXiv:2408.06292*, 2024.
- [24] N. Mishra, M. Rohaninejad, X. Chen, and P. Abbeel. A simple neural attentive meta-learner. In *International Conference on Learning Representations (ICLR)*, 2018.
- [25] G. Monea et al. Meta-RL induces exploration in language agents. *arXiv preprint arXiv:2512.16848*, 2025.
- [26] A. Nie, Y. Su, B. Chang, J. N. Lee, E. H. Chi, Q. V. Le, and M. Chen. EVOLvE: Evaluating

- and optimizing LLMs for in-context exploration. *arXiv preprint arXiv:2410.06238*, 2024.
- [27] A. Nikulin, V. Kurenkov, I. Zisman, D. Tarasov, V. Sinii, and S. Kolesnikov. XLand-MiniGrid: Scalable meta-reinforcement learning environments in JAX. In *Intrinsically Motivated Open-ended Learning Workshop at NeurIPS*, 2023.
- [28] Open-Ended Learning Team, A. Stooke, A. Mahajan, C. Barros, C. Deck, J. Bauer, J. Sygnowski, M. Trebacz, M. Jaderberg, M. Mathieu, et al. Open-ended learning leads to generally capable agents. *arXiv preprint arXiv:2107.12808*, 2021.
- [29] OpenAI. GPT-4o system card. *arXiv preprint arXiv:2410.21276*, 2024.
- [30] D. Paglieri et al. BALROG: Benchmarking agentic LLM and VLM reasoning on games. *arXiv preprint arXiv:2411.13543*, 2024.
- [31] T. Prabhakar et al. SWE-Bench-CL: Continual learning for coding agents. *arXiv preprint arXiv:2507.00014*, 2025.
- [32] K. Rakelly, A. Zhou, D. Quillen, C. Finn, and S. Levine. Efficient off-policy meta-reinforcement learning via probabilistic context variables. In *Proceedings of the 36th International Conference on Machine Learning (ICML)*, 2019.
- [33] J. Schulman, F. Wolski, P. Dhariwal, A. Radford, and O. Klimov. Proximal policy optimization algorithms. *arXiv preprint arXiv:1707.06347*, 2017.
- [34] Z. Shao, P. Wang, Q. Zhu, R. Xu, J. Song, M. Zhang, Y. K. Li, Y. Wu, and D. Guo. DeepSeek-Math: Pushing the limits of mathematical reasoning in open language models. *arXiv preprint arXiv:2402.03300*, 2024.
- [35] N. Shinn, F. Cassano, A. Gopinath, K. Narasimhan, and S. Yao. Reflexion: Language agents with verbal reinforcement learning. In *Advances in Neural Information Processing Systems (NeurIPS)*, 2023.
- [36] M. Shridhar, X. Yuan, M.-A. Côté, Y. Bisk, A. Trischler, and M. Hausknecht. ALFWorld: Aligning text and embodied environments for interactive learning. In *International Conference on Learning Representations (ICLR)*, 2021.
- [37] D. Silver and R. S. Sutton. Welcome to the era of experience. *Google DeepMind position paper / Designing an Intelligence (MIT Press)*, 2025.
- [38] C. Snell, J. Lee, K. Xu, and A. Kumar. Scaling llm test-time compute optimally can be more effective than scaling model parameters. *International Conference on Learning Representations (ICLR)*, 2025.
- [39] G. Wang, Y. Xie, Y. Jiang, A. Mandlekar, C. Xiao, Y. Zhu, L. Fan, and A. Anandkumar. Voyager: An open-ended embodied agent with large language models. *Transactions on Machine Learning Research (TMLR)*, 2024.
- [40] J. X. Wang, Z. Kurth-Nelson, D. Tirumala, H. Soyer, J. Z. Leibo, R. Munos, C. Blundell, D. Kumaran, and M. Botvinick. Learning to reinforcement learn. *arXiv preprint arXiv:1611.05763*, 2016.

- [41] J. Yang et al. LifelongAgentBench: Evaluating LLM agents as lifelong learners. *arXiv preprint arXiv:2505.11942*, 2025.
- [42] S. Yao, J. Zhao, D. Yu, N. Du, I. Shafran, K. Narasimhan, and Y. Cao. ReAct: Synergizing reasoning and acting in language models. In *International Conference on Learning Representations (ICLR)*, 2023.
- [43] T. Yu, D. Quillen, Z. He, R. Julian, K. Hausman, C. Finn, and S. Levine. Meta-world: A benchmark and evaluation for multi-task and meta reinforcement learning. In *Conference on Robot Learning (CoRL)*, 2020.
- [44] A. Zhao, D. Huang, Q. Xu, M. Lin, Y.-J. Liu, and G. Huang. ExpeL: LLM agents are experiential learners. In *AAAI Conference on Artificial Intelligence*, 2024.
- [45] J. Zheng, C. Shi, X. Cai, Q. Li, D. Zhang, C. Li, D. Yu, and Q. Ma. Lifelong learning of large language model based agents: A roadmap. *arXiv preprint arXiv:2501.07278*, 2025.
- [46] S. Zhou, F. F. Xu, H. Zhu, X. Zhou, R. Lo, A. Sridhar, X. Cheng, T. Ou, Y. Bisk, D. Fried, et al. WebArena: A realistic web environment for building autonomous agents. In *International Conference on Learning Representations (ICLR)*, 2024.
- [47] L. Zintgraf, K. Shiarlis, M. Igl, S. Schulze, Y. Gal, K. Hofmann, and S. Whiteson. VariBAD: A very good method for bayes-adaptive deep rl via meta-learning. In *International Conference on Learning Representations (ICLR)*, 2020.

A Environment Details

We use seven text-game environments, each instantiated as a multi-task sequence by sampling a latent $z \sim p(z)$ once per sequence and then sampling task-specific variation ξ_i for each task τ_i^z in the sequence. For every environment we list (i) the single-task game; (ii) the multi-task / sequencing version; (iii) the full latent catalogue, and the prompt template shown to the agent at task start. Reward, observation, and action space conventions are identical across latents within an environment.

A.1 Number Guessing

Single-task game. In this game the agent’s task is to identify a hidden integer $y \in [\ell, u]$ that the environment has chosen uniformly at random. On each turn the agent submits a guess $g_t \in [\ell, u]$ and is told whether the hidden number is greater than, less than, or equal to the guess. This comparison is the only intermediate signal the agent receives. The episode ends as soon as the agent guesses correctly; otherwise it terminates after $T_{\max} = 30$ turns.

Reward. The per-task reward is decay-shaped so that the agent is incentivised to solve the puzzle quickly. If the agent guesses correctly on turn t , it receives

$$R = \max(0, 1 - 0.020 \cdot t),$$

and zero if it never guesses correctly within the turn cap. With $T_{\max} = 30$ and the per-turn decay of 0.020, the reward is at least 0.40 for any solution found within the cap and approaches 1.0 as $t \rightarrow 1$.

Multi-task version. In the multi-task version the agent plays a sequence of $N = 10$ number guessing tasks back-to-back. A latent variable z , sampled once at the beginning of the sequence and held fixed throughout, governs how the targets y_1, \dots, y_N are correlated across tasks (for instance, all targets may be drawn from the same fixed three-element set). The agent’s context carries the full cross-task history $h_{<i}$ — every guess–feedback pair from the preceding tasks together with the inter-task transition messages — so an attentive agent can in principle infer z within a few tasks and exploit it on the rest.

Latents. We use five latents in our experiments:

- **set_of_2** — all targets in the sequence are drawn from the same set of two specific numbers in $[1, 1000]$.
- **set_of_3** — all targets in the sequence are drawn from the same set of three specific numbers in $[1, 1000]$.
- **range_100** — all targets fall within a fixed contiguous 100-number sub-range of $[1, 1000]$.
- **dynamic_range** — targets fall within a contiguous 1000-number sub-range of a dynamic outer range that shifts deterministically across tasks.
- **two_ranges** — targets are drawn from two disjoint 500-number ranges within $[1, 10000]$.

Additional latents. For completeness, the codebase also registers two further latents that we do not evaluate in this paper: `range_1000` (targets fall within a fixed contiguous 1000-number range of $[1, 10000]$) and `dynamic_full_range` (the full $[\ell, u]$ prompt range itself slides as $[n, n + 1000]$ where n varies across tasks in the sequence). We retain these in the framework so that future work can study cross-task adaptation when the prompt-visible range itself becomes part of the latent.

Environment Prompt (no info)

You are playing 10 number guessing games sequentially. In each game, you need to guess an integer (whole number, not a decimal) between 1 and 1000 (inclusive).

For each guess, I will tell you if the number is greater than, less than, or equal to your guess. Your goal is to guess the number correctly in as few turns as possible.

Your guess must be wrapped in square brackets. Format your guess as: `[number]` (e.g., `[500]`).

some_info adds: The numbers in these games might follow a pattern. Pay attention to the numbers you encounter across different games, as this might help you improve your strategy.

full_info adds (set_of_3 example): IMPORTANT: All the numbers in this series of games are drawn from a set of 3 specific numbers. Use the information from previous games to identify this set and improve your strategy.

A.2 Bandits

Single-task game. In this game the agent’s task is to identify the highest-reward arm out of $K = 5$ buttons (named `red`, `blue`, `green`, `yellow`, `purple`). Each button has a hidden Bernoulli reward probability $p_a \in [0, 1]$ that is fixed within a task. On each turn the agent can either **explore** a button — pulling it and observing a binary reward $r_t \sim \text{Bern}(p_{a_t})$ — or **commit** by selecting a button as its final answer. The intermediate signal the agent receives is the per-turn binary reward from each pull. The episode ends as soon as the agent commits, or after $T_{\max} = 30$ turns, in which case the last explored button is treated as the commitment.

Reward. The per-task reward depends only on the correctness of the commitment, with a per-turn decay that incentivises early commitment. If the committed button is the true highest-probability arm at the time of commitment t , the agent receives

$$R = \max(0, 1 - 0.015 \cdot t),$$

and zero otherwise. The intermediate Bernoulli rewards observed during exploration are informative but do not directly contribute to the per-task score.

Multi-task version. In the multi-task version the agent plays a sequence of $N = 10$ bandit tasks back-to-back. The latent z , sampled once per sequence, governs how the arm-reward vector (p_0, \dots, p_4) is correlated across tasks (for instance, the same arm may always be the best, or the best arm may rotate through the indices in a predictable order). The agent’s context retains every prior pull-and-reward pair across tasks, so an attentive agent can in principle infer z from a few tasks and commit much earlier on the rest.

Latents. We use four latents in our experiments:

- `loyal_favorite_0` — a single fixed arm is the highest-reward arm in every task of the sequence.
- `top_two_fixed` — the same pair of arms always occupies the top two positions; the agent only needs to explore between them.
- `even_indices_only` — the best arm is always at an even index (0, 2, or 4).
- `ping_pong` — the best arm oscillates between the first and last index across tasks ($0 \rightarrow 4 \rightarrow 0 \rightarrow 4 \dots$).

Additional latents. For completeness, the codebase registers a much larger family of bandit latents that we do not evaluate in this paper. These include position-fixed variants (`fixed_probabilities`, `one_hot`, `bottom_excluded`, `odd_indices_only`); rotation/cycle variants (`clockwise_rotation`, `counterclockwise_rotation`, `swap_top_two`, `cycle_length_5`); binary-switch variants (`binary_switch_0_1`, `binary_switch_0_last`); cross-episode memory variants (`shadow`, `cold_hand`, `hot_hand`, `random_walk`, `mirror_mode`); mathematical-sequence variants (`skip_2`, `skip_3`, `fibonacci`, `prime_indices`, `triangular`); and the `same_ranking` variant in which the ordering of arms is fixed across the sequence while their exact probabilities vary. We retain these in the framework so that future work can study cross-task adaptation in richer bandit settings.

Environment Prompt (no info)

You are playing a Multi-Armed Bandit game with 5 buttons (red, blue, green, yellow, purple). Each button has a hidden probability of giving a reward (0 or 1). You have up to 30 turns.

On each turn you can either:

- Explore: `[button_name]` (e.g., `[red]`) — press a button and observe the reward.
- Select: `[select button_name]` (e.g., `[select red]`) — lock in your final answer.

Once you select, the game ends immediately. Your goal is to identify the button with the highest probability. Selecting correctly earlier gives a higher reward. If you don't select by the last turn, your last explore action counts as your selection.

IMPORTANT: Only use square brackets `[...]` to submit your action for this turn (either `[button_name]` to explore or `[select button_name]` to finalize). Do not use square brackets anywhere else in your response.

You will play 10 rounds of this game sequentially.

some_info adds: The reward probabilities across these rounds may share a hidden pattern or constraint. Pay attention to which buttons perform best across games.

full_info adds (loyal_favorite_0 example): IMPORTANT: There is a consistent pattern of buttons across games. Pay attention to which button wins.

A.3 Secretary Problem

Single-task game. In this game the agent's task is to pick the best of $n = 20$ candidates that arrive one at a time. Each candidate t is revealed with a numeric score $s_t \in [0, 1]$, and after

seeing it the agent must irrevocably either accept the candidate (ending the episode immediately) or continue to the next one. Rejected candidates cannot be revisited; if the agent reaches the end of the sequence without having accepted, it is forced to accept the last candidate. The intermediate signal the agent receives during a task is exactly the running sequence of revealed scores s_1, s_2, \dots — there is no comparison feedback or hint about the underlying score distribution.

Reward. The per-task reward depends on the score of the accepted candidate relative to the true maximum of the full sequence $s_{\max} = \max_t s_t$. If the agent accepts the maximum, it receives the full reward of 1.0; otherwise it receives a partial credit proportional to how close the accepted score is to the maximum:

$$R = \begin{cases} 1.0 & \text{if } s_{\text{accepted}} = s_{\max}, \\ 0.5 \cdot \frac{s_{\text{accepted}}}{s_{\max}} & \text{otherwise.} \end{cases}$$

A random-stopping baseline averages roughly $R \approx 0.26$ under this scheme; an agent that always commits on a near-best candidate ($s_{\text{accepted}}/s_{\max} \approx 0.95$) earns $R \approx 0.47$ when it is wrong, well below the 1.0 available for picking the true maximum.

Multi-task version. In the multi-task version the agent plays a sequence of $N = 10$ secretary tasks back-to-back. The latent z , sampled once per sequence, governs how the position or score of the winning candidate is correlated across tasks (for instance, the winner may always appear at a fixed position, or its score may always exceed a hidden threshold). The agent’s context retains the full score-sequence-and-decision history from preceding tasks, so an attentive agent can in principle infer z within a few tasks and exploit it on the rest.

Latents. We use four latents in our experiments:

- `inverse_order` — candidate scores arrive in strictly decreasing order, so the first candidate is always the best (decreasing).
- `fixed_position_2` — the winning candidate always appears at position 2 of the sequence.
- `threshold_06` — the maximum is always above 0.6 and all other candidates are below it; the agent learns to accept any value above the threshold.
- `sorted_order` — candidate scores arrive in strictly increasing order; the optimal policy is to always continue to the last candidate (used as the OOD held-out latent).

Additional latents. For completeness, the codebase registers a much larger family of secretary latents that we do not evaluate in this paper, covering position-fixed, threshold, position-shift, cycle, structural, relational, cross-episode memory, and mathematical-position families. We retain these in the framework so that future work can study cross-task adaptation in richer secretary settings.

Environment Prompt (no info)

You are playing the Secretary Problem (optimal stopping). You will see 20 values one at a time. For each value, decide: `[accept]` to claim it, or `[continue]` to skip and see the next. Once you accept, the game ends. If you reach the last value, you must accept it. You win (reward 1.0) if the value

you accept is the maximum of all values. Otherwise you get partial credit based on how close your accepted value is to the maximum.

IMPORTANT: Output your action as `[accept]` or `[continue]`. Square brackets must be used ONLY for the final action — never elsewhere in your response.

You will play 10 rounds of this game sequentially.

some_info adds: The value sequences may have a pattern in where the maximum appears. Pay attention to previous rounds to improve your strategy.

full_info adds (threshold_06 example): IMPORTANT: Across games there is a consistent pattern. There is a value threshold — the maximum is always above it and other values are below. Discover the threshold to accept immediately.

A.4 Mastermind

Single-task game. In this game the agent’s task is to crack a hidden 4-digit code, where each digit is independently drawn from $\{1, \dots, 6\}$ (repeats allowed). On each turn the agent submits a length-4 guess and receives the standard Mastermind feedback as the intermediate signal: a count of *black pegs* (digits that are correct in both value and position) and a count of *white pegs* (digits that are correct in value but in the wrong position). The episode ends as soon as the agent submits the exact code (all four black pegs) or after $T_{\max} = 10$ guesses.

Reward. The per-task reward measures how close the final guess was to the hidden code, computed as the fraction of pegs that were correct in both value and position at the time the episode terminated:

$$R = \frac{\text{black pegs on final guess}}{4}.$$

A correct solve gives $R = 1.0$; a complete miss gives $R = 0.0$. Crucially, this reward depends only on the *final* guess and not on the trajectory of intermediate guesses, so the agent is rewarded for converging to the correct code rather than for incremental progress along the way.

Multi-task version. In the multi-task version the agent plays a sequence of $N = 10$ Mastermind tasks back-to-back. The latent z , sampled once per sequence, constrains the family of codes that appear across the sequence — for instance, all codes might be strictly ascending sequences, or all might begin with a fixed digit. The agent’s context retains the full guess-and-feedback history from preceding tasks, so an attentive agent can in principle infer z within a few tasks and use it to drastically narrow the search space on the remaining ones.

Latents. We use four latents in our experiments:

- **strictly_ascending** — every hidden code is a strictly ascending sequence of four distinct digits.
- **strictly_descending** — every hidden code is a strictly descending sequence of four distinct digits.
- **first_is_6** — the first digit of every hidden code is fixed to 6.

- `has_pair` — every hidden code contains at least one repeated digit (used as the OOD held-out latent).

Additional latents. For completeness, the codebase registers a much larger family of mastermind latents that we do not evaluate in this paper, covering weakly monotonic patterns, palindromic and alternating structures, parity constraints, digit-set constraints, repeat / no-repeat constraints, and adjacency rules. We retain these in the framework so that future work can study cross-task adaptation under richer code constraints.

Environment Prompt (no info)

You are playing Mastermind. A secret code of 4 digits has been chosen, each digit between 1 and 6. Each turn, guess the code using format [1 2 3 4]. You'll receive feedback: black pegs (correct digit in correct position) and white pegs (correct digit in wrong position). Win by finding the exact code.

IMPORTANT: Only use square brackets [X X X X] for your actual guess submission. Do not use square brackets when discussing or referencing previous guesses.

You will play 10 rounds of Mastermind sequentially.

some_info adds: The secret codes may share a common pattern. Pay attention to the codes you discover across games.

full_info adds (strictly_ascending example): All secret codes share a hidden structural pattern (e.g., ascending order, palindrome, specific digit constraint). Discover this pattern to crack codes faster in later rounds.

A.5 Word Ladder

Single-task game. In this game the agent's task is to transform a given start word into a given target word of the same length by changing exactly one letter at a time, where every intermediate word in the chain must itself be a valid English word from the supplied dictionary. On each turn the agent submits the next word in the chain; the intermediate signal it receives is whether the proposed word is accepted into the chain (i.e. differs from the previous word by exactly one letter and is in the dictionary) along with the updated current word. The episode ends as soon as the agent reaches the target word or after $T_{\max} = 20$ turns.

Reward. The per-task reward distinguishes solved from unsolved tasks. If the agent reaches the target word, it receives a decay-shaped reward that penalises taking more turns than the optimal solution:

$$r = \max(0, 1 - 0.03 \cdot (t - t^*)),$$

where t is the number of turns used and t^* is the length of the shortest valid chain from the start word to the target. A solution that matches the optimal length earns $R = 1.0$; each extra turn beyond optimal costs 0.03, so for example a 3-turn overshoot earns $R = 0.91$ and a 10-turn overshoot earns $R = 0.70$. If the agent fails to reach the target within the turn cap, the reward is the fraction of letter positions in the current final word that match the target:

$$r = \frac{\text{positions matching target}}{|\text{target}|}.$$

This partial credit gives a smooth signal even on failed attempts.

Multi-task version. In the multi-task version the agent plays a sequence of $N = 10$ Word Ladder tasks back-to-back. The latent z , sampled once per sequence, constrains either the family of valid intermediate words or the structure of the optimal solution path (for instance, every optimal chain may pass through a fixed pivot word, or every chain may only substitute consonants). The agent’s context retains the full solution-chain history from preceding tasks, so an attentive agent can in principle infer z within a few tasks and use it to shortcut the search on the rest.

Latents. We use four latents in our experiments:

- **hub_word_3letter** — every (start, target) pair in the sequence admits a shortest-path solution that passes through a fixed 3-letter “hub” word. Discovering the hub splits each puzzle into two easier sub-problems.
- **hub_word_4letter** — same as above, with a fixed 4-letter hub word.
- **order_outside_in** — at least one optimal path changes outer letter positions first and inner positions last.
- **order_left_to_right** — at least one optimal path changes letter positions strictly left-to-right (used as the OOD held-out latent).

Additional latents. For completeness, the codebase registers a much larger family of word-ladder latents that we do not evaluate in this paper, covering restricted-vocabulary paths, alternative position-order strategies (right-to-left), substitution-type constraints (vowel-only, consonant-only, alternating, phonetic-group), word-family constraints (paths that stay within the words containing a given substring or sharing a fixed suffix/prefix), and skeleton constraints on the start/target pair. We retain these in the framework so that future work can study cross-task adaptation under richer Word Ladder structures.

Environment Prompt (no info)

You are playing a series of 10 Word Ladder games. In each game, you are given a start word and a target word. Transform the start word into the target word by changing exactly one letter at a time. Each intermediate word must be a valid English word.

You may reason about your strategy, but your answer must be wrapped in square brackets. Format your guess as: [word] (e.g., [cold]).

some_info adds: The word pairs and their solutions across games may share common properties or patterns. Pay attention to the words that appear in your solutions — this might help you solve future games faster.

full_info adds (hub_word_4letter example): IMPORTANT: There is a pattern across games. All the word pairs in this series can be solved by going through a specific intermediate ‘hub’ word. Discover this hub word and use it to split every puzzle into two easier sub-problems.

A.6 Wordle

Single-task game. In this game the agent’s task is to identify a hidden 5-letter English word that the environment has chosen from a fixed dictionary. On each turn the agent submits a 5-letter guess; the intermediate signal it receives is the standard Wordle feedback, returned per-letter as one of three colours: green (the letter is correct in both identity and position), yellow (the letter appears in the target but at a different position), or grey (the letter does not appear in the target at all). The episode ends as soon as the agent submits the exact target word or after $T_{\max} = 6$ guesses.

Reward. The per-task reward is binary at the trajectory level and depends on whether the agent identified the target within the turn cap. If the agent guesses the target exactly, it receives the full reward of 1.0; otherwise it receives a partial credit equal to the fraction of letters that ended up correctly identified at the correct position by the final guess (the per-letter *percentage completion* returned by the underlying TextArena environment). A complete miss yields $R = 0$.

Multi-task version. In the multi-task version the agent plays a sequence of $N = 10$ Wordle puzzles back-to-back. The latent z , sampled once per sequence, constrains the family of target words used across the sequence — for instance, every target may use only high-frequency English letters, or every target may avoid repeated letters. The agent’s context retains the full guess-and-feedback history from preceding tasks, so an attentive agent can in principle infer z within a few tasks and use it to seed strong opening guesses on the rest.

Latents. We use four latents in our experiments:

- `letter_freq_high` — every target word uses only high-frequency English letters (average letter frequency $> 7\%$).
- `letter_freq_medium` — every target word uses letters of roughly average English frequency (4–7%).
- `mixed_balanced` — every target word uses a balanced mix of vowels and consonants drawn evenly from across the alphabet.
- `no_repeated_letters` — every target word contains five distinct letters.

Additional latents (designed but not used). For completeness, the codebase registers a much larger family of Wordle latents that we do not evaluate in this paper, covering vowel-count and vowel-position constraints, position-fixed letter constraints, alphabet-half restrictions, consonant-vs-vowel pattern templates (CVCVC, CVCCV, VCCVC), specific-letter “contains” / “starts-with” / “ends-with” patterns, double-letter constraints, and semantic-category restrictions. We retain these in the framework so that future work can study cross-task adaptation under richer Wordle target distributions.

Environment Prompt (no info)

You are playing Wordle. A secret 5-letter word has been chosen. You have 6 attempts to guess it.

For each guess, wrap your word in square brackets (e.g., [apple]). Feedback for each letter:

- G (green): correct letter in the correct position.
- Y (yellow): letter exists in the word but in the wrong position.
- X (wrong): letter is not in the word.

IMPORTANT: Output your guess as [word]. Square brackets must be used ONLY for the final guess — never elsewhere in your response.

You will play 10 rounds of this game sequentially.

some_info adds: The secret words across rounds may share a hidden pattern. Pay attention to common features of the target words.

full_info adds (letter_freq_high example): IMPORTANT: Average letter frequency $> 7\%$. Use this knowledge to guess more efficiently in later rounds. (Hint string is the `letter_freq_high` latent’s `description` field, fetched via `get_latent("wordle", latent_id).description`.)

A.7 Hangman

Single-task game. In this game the agent’s task is to identify a hidden English word that the environment has chosen from a fixed dictionary. On each turn the agent submits either a single letter or a complete word guess. The intermediate signal is the partially-revealed board: a guessed letter that appears in the target is unmasked at every matching position, while a guess that is not in the target costs the agent one of its $T_{\max} = 6$ allowed wrong guesses. A complete word guess wins immediately if correct or burns one wrong attempt if not. The episode ends as soon as the entire word is revealed, the agent submits the correct word, or the wrong-guess budget reaches zero.

Reward. The per-task reward is binary on a clean win and a fraction of revealed letters otherwise. If the agent reveals the entire word (letter-by-letter or via a correct full-word guess), it receives the full reward of 1.0. If it exhausts the wrong-guess budget, it receives partial credit equal to the fraction of unique target letters that had been correctly revealed by the time the episode ended,

$$r = \frac{\text{distinct target letters revealed}}{\text{total distinct letters in target}}.$$

This gives a smooth signal even on failed attempts and rewards the agent for narrowing down the target before running out of guesses.

Multi-task version. In the multi-task version the agent plays a sequence of $N = 10$ Hangman tasks back-to-back. The latent z , sampled once per sequence, constrains the family of hidden words that appear across the sequence — for instance, every target may share a suffix, a vowel count, or a semantic category. The agent’s context retains the full guess-and-board history from preceding tasks, so an attentive agent can in principle infer z within a few tasks and use it to seed strong opening guesses on the rest.

Latents. We use four latents in our experiments:

- `vowel_count_4` — every target word contains exactly four vowels.
- `ending_ABLE` — every target word ends in the suffix “ABLE”.
- `has_double_letter` — every target word contains a pair of consecutive identical letters (e.g. LL, EE, SS).
- `starts_with_S` — every target word begins with the letter S.

Additional latents (designed but not used). For completeness, the codebase registers a much larger family of Hangman latents that we do not evaluate in this paper, covering word-length constraints, alternate vowel counts and vowel/consonant ratios, semantic categories (e.g. “physical objects”), letter- frequency-score classes, “contains-letter” / “avoids-letter” constraints, alternate suffix and consonant-cluster patterns, and overall difficulty bands (easy/medium/hard). We retain these in the framework so that future work can study cross-task adaptation under richer Hangman target distributions.

Environment Prompt (no info)

You are playing Hangman. A secret word has been chosen. Each turn, guess a letter using [L] format (e.g., [A]) or guess the full word using [WORD] format (e.g., [APPLE]). Correct letters are revealed on the board. Wrong guesses cost an attempt. Win by revealing all letters or guessing the word before running out of attempts.

IMPORTANT: Only use square brackets [...] to submit your actual guess. Do not use square brackets anywhere else in your response.

You will play 10 rounds of Hangman sequentially.

some_info adds: The words may share common properties. Pay attention to patterns across games to improve your guessing strategy.

full_info adds (ending_ABLE example): All target words share a hidden property (e.g., same length, same starting letter, same vowel pattern). Discover this property from early rounds to guess more efficiently in later rounds.

A.8 Feedback types (orthogonal to prompt).

After every task in the sequence the agent receives one of:

- **standard** — only the per-task reward signal (success / fraction-correct), identical to what the agent already observes during the task.
- **information** — the per-task reward *plus* the ground-truth target / code / winning candidate from the just-finished task. This lets the agent verify or revise its hypothesis about the latent z .

The feedback string is appended to the cross-task context $h_{<i}$ before task $i+1$ begins; the prompt condition (no / some / full info) remains unchanged across tasks within a sequence.

B Experimental Details

Base model and infrastructure. We use Qwen3-8B as our base model for all RL fine-tunes. Our training pipeline is built on top of SkyRL, with rollouts generated through a colocated vLLM inference server. Each run uses $4 \times$ NVIDIA A100 80GB GPUs. We optimise the policy with GRPO, using the standard clipped objective and a KL penalty against a frozen reference policy π_{ref} .

Training-time prompt and feedback condition. Unless stated otherwise, all RL fine-tunes in this paper are run under the `some_info` prompt condition (vague hint that a cross-task pattern may exist across tasks) and the `standard` feedback condition (the agent receives only the per-task reward between tasks).

Shared hyperparameters across all RL runs. We tune the GRPO hyperparameters once on the Number Guessing environment and then fix them for every other experiment in this paper. Final values are listed in Table 9. The only across-experiment variation is the sequence length per rollout ($N=10$ tasks for cross-task runs vs. $N=1$ for single-task runs).

Table 9: Shared GRPO hyperparameters across all RL fine-tunes.

Hyperparameter	Value
Optimizer	AdamW ($\beta_1=0.9, \beta_2=0.999$)
Policy learning rate	5×10^{-7}
Weight decay	0.01
KL coefficient β	0.04
Clip range ϵ	0.2
Group size (rollouts per prompt)	8
Train batch size (<code>tbs</code>)	32 prompts
Mini-batch size (<code>mbs</code>)	16
Samples per prompt (<code>nsp</code>)	8
Max response tokens	256
sequence length per rollout	$N=10$ tasks (<code>ne=10</code>) or $N=1$ task (<code>ne=1</code>)
Reward functional Φ	$\sum_i G_i$ (cumulative return)
Reference policy	frozen Qwen3-8B
Sampling temperature (training)	0.8
Sampling top- p (training)	0.95
Sampling temperature (eval)	0.70
Sampling top- p (eval)	1.0
Random seed	263 ([263, 42, 1729] if multiple)

B.1 Single-environment Experiments

Training. For each of the five core environments (Number Guessing, Mastermind, Hangman, Word Ladder, Secretary) we train two variants from the shared Qwen3-8B base: a cross-task model (`ne=10`) and a single-task model (`ne=1`). Both variants train on the three in-distribution latents listed below for each environment.

- Number Guessing — `set_of_3`, `set_of_2`, `dynamic_range`.

- Mastermind — `strictly_ascending`, `strictly_descending`, `first_is_6`.
- Hangman — `vowel_count_4`, `has_double_letter`, `starts_with_S`.
- Word Ladder — `hub_word_4letter`, `hub_word_3letter`, `order_outside_in`.
- Secretary — `inverse_order`, `fixed_position_2`, `sorted_order`.

Each training step samples a batch of 32 prompts and generates 8 rollouts per prompt, where one rollout is a complete sequence of N tasks. At every step the latent of each prompt is uniformly sampled from the three training latents. cross-task models therefore see $32 \times 8 \times 10 = 2,560$ task-episodes per step, while single-task models see $32 \times 8 = 256$. Training proceeds for $\sim 1,000$ GRPO steps per run; we checkpoint every 15 steps and select the best checkpoint by validation cumulative return on a held-out seed.

Evaluation. We evaluate each fine-tuned variant — and the base Qwen3-8B model for comparison — under the same conditions used during training (`some_info` prompt and `standard` feedback). For every environment we evaluate on four latents: the three in-distribution latents seen during training, together with one held-out (OOD-1) latent. The held-out latents are:

- Number Guessing — `range_100`.
- Mastermind — `has_pair`.
- Hangman — `ending_ABLE`.
- Word Ladder — `order_left_to_right`.
- Secretary — `best_is_last`.

We run 50 trajectories of task-sequences per (model, environment, latent) cell, for a total of 200 trajectories per environment for each model.

B.2 Multi-environment Experiments

Training. A single cross-task model and a single single-task model are trained on sequences sampled from the union of four core environments: Number Guessing, Hangman, Word Ladder, and Secretary. Each sequence’s environment is held fixed across its $N = 10$ tasks (within-sequence variation is over the latent’s task-specific ξ_i , not over the environment), and the sequence’s latent is uniformly sampled from that environment’s two in-distribution training latents listed below:

- Number Guessing — `set_of_3`, `range_100`.
- Hangman — `vowel_count_4`, `ending_ABLE`.
- Word Ladder — `hub_word_4letter`, `hub_word_3letter`.
- Secretary — `inverse_order`, `fixed_position_2`.

Total training latents: $4 \text{ envs} \times 2 \text{ latents} = 8$. Training proceeds for ~ 850 GRPO steps with the same shared hyperparameters.

Evaluation. We evaluate the two multi-environment fine-tuned variants — and the base Qwen3-8B model for comparison — with `some_info` prompt and `standard` feedback. Note that these are the same training conditions as the model trained on $N = 10$ while the single-task model is trained on `some_info` given that it does not access the previous history. Each model is evaluated on every one of the four core environments separately, on the two in-distribution training latents per environment listed above, with 50 trajectories of $N = 10$ tasks per (model, environment, latent) cell, for a total of 100 trajectories per environment.

B.3 Multi-environment Prompt and Feedback Sweep Experiments

Training. We use the same setup as the multi-environment experiments above (four core environments — Number Guessing, Hangman, Word Ladder, Secretary — with the same two in-distribution training latents per environment listed in Section B.2, for a total of $4 \text{ envs} \times 2 \text{ latents} = 8$ training latents). We train only cross-task models (`ne=10`); for each of the four (prompt, feedback) combinations

$$(\text{prompt, feedback}) \in \{\text{some_info, full_info}\} \times \{\text{standard, information}\},$$

we train three independent models with seeds $\{42, 263, 1729\}$, for a total of $4 \text{ combos} \times 3 \text{ seeds} = 12$ models. Training proceeds for ~ 450 GRPO steps per model with the same shared hyperparameters.

Evaluation. Each fine-tuned model — and the base Qwen3-8B for comparison — is evaluated on every one of the four prompt \times feedback combinations (yielding both in-distribution and cross-condition cells), on every one of the four core environments, on the two in-distribution training latents per environment, with 50 trajectories of $N = 10$ tasks per (model, environment, latent, eval-prompt, eval-feedback) cell. This gives $4 \text{ envs} \times 2 \text{ latents} \times 4 \text{ eval combos} = 32$ eval cells per model and a total of 1,600 trajectories per model.

B.4 Leave-one-out Experiments

Training. We use the same setup as the multi-environment experiments above, except that one environment e is held out at a time. For each held-out $e \in \{\text{NG, hangman, wordladder, secretary}\}$ we train one cross-task model on sequences sampled from the *other three* environments, using the same two in-distribution training latents per training environment listed in Section B.2 (total $3 \text{ envs} \times 2 \text{ latents} = 6$ training latents per leave-one-out model). The held-out environment e itself is never seen at training time. Training proceeds for ~ 650 GRPO steps per leave-one-out model with the same shared hyperparameters.

Evaluation. We use the same evaluation setup as the multi-environment experiments above (`some_info` prompt, `standard` feedback, 50 trajectories of $N = 10$ tasks per cell). The only change is that each leave-one-out model — and the base Qwen3-8B for comparison — is evaluated only on its held-out environment e , on the two in-distribution latents of that environment, for a total of 100 trajectories per held-out environment. This is the OOD-2 setting reported in the paper.

B.5 Two-latent Single-environment Prompt Experiments

Training. For each of three environments — Number Guessing, Word Ladder, Secretary — we train one cross-task model (`ne=10`) on sequences sampled from *two* in-distribution training latents

per environment (six models total, but each trained independently on its own environment). The two-latent sets are:

- Number Guessing — `set_of_3`, `range_100`.
- Word Ladder — `hub_word_4letter`, `restricted_vocab_4letter`.
- Secretary — `fixed_position_2`, `increasing_position`.

At every training step the latent of each prompt is uniformly sampled from the two training latents of the corresponding environment. Training uses the `no_info` prompt and `standard` feedback, and proceeds for ~ 320 GRPO steps per model with the same shared hyperparameters.

Evaluation. We evaluate each fine-tuned model — and the base Qwen3-8B for comparison — under the same conditions used during training (`no_info` prompt, `standard` feedback), on the same two in-distribution latents seen during training, with 50 trajectories of $N = 10$ tasks per (model, latent) cell, for a total of 100 trajectories per environment.

B.6 Data Collection vs. Data Utilization Experiments

This experiment uses the trained models from the multi-environment experiments (Section B.2) — the base model, the cross-task multi-env model, and the single-task multi-env model — without further fine-tuning.

Evaluation. We use the same evaluation setup as the multi-environment experiments (Section B.2; `some_info` prompt, `standard` feedback, the two in-distribution latents per environment, 50 trajectories of $N = 10$ tasks per cell). For each model pair $(A, B) \in \{(\text{base}, \text{single-task}), (\text{base}, \text{cross-task}), (\text{single-task}, \text{cross-task})\}$ and each switch point $K \in \{2, 4, 6, 8\}$, we run two directional rollouts:

- $A \rightarrow B$: model A acts during episodes $1, \dots, K$ and collects the trajectory; model B inherits the cross-task context $h_{<K}$ and acts during episodes $K+1, \dots, 10$.
- $B \rightarrow A$: the reverse.

Each model pair, switch point, and direction is evaluated on every one of the four core environments separately. Solo baselines come from each model’s standalone single-agent eval on the same grid. All reported Δ values average across the two in-distribution latents within each environment.

B.7 Compute (Qwen3-8B Training and Evaluation)

We report cumulative wall-clock compute for all Qwen3-8B fine-tunes and post-training evaluations in A100 80GB GPU-hours.

Training (RL fine-tunes).

- Per-environment experiments — 5 environments \times 2 variants (`ne=10` and `ne=1`) = 10 fine-tunes. Total: $\sim 1,630$ A100-hours.
- Multi-environment experiments — 2 fine-tunes (one cross-task, one single-task). Total: ~ 330 A100-hours.

- Leave-one-out experiments — 4 leave-one-out fine-tunes. Total: ~ 270 A100-hours.
- Prompt and feedback sweep experiments (Section B.3) — 4 prompt \times feedback combinations \times 3 seeds = 12 cross-task fine-tunes. Total: $\sim 2,300$ A100-hours.
- **Training subtotal:** $\sim 4,530$ A100-hours.

Evaluation (Qwen3-8B post-training). Each fine-tuned variant and the base Qwen3-8B are evaluated on their respective grids (50 trajectories per cell, $N = 10$ tasks per trajectory):

- Per-environment evals (10 fine-tuned variants + base across 5 environments): ~ 190 A100-hours.
- Multi-env, leave-one-out, and switch-point sweeps: ~ 140 A100-hours.
- **Evaluation subtotal:** ~ 330 A100-hours.

Total. Training and evaluation of all Qwen3-8B models in this paper consumed approximately $\sim 5,860$ A100 80GB GPU-hours.

B.8 Frontier-Model Evaluation

Models. We evaluate three production frontier models accessed through OpenRouter:

- `openai/gpt-4o`,
- `anthropic/claude-sonnet-4.6`,
- `google/gemini-2.5-flash`.

All three are queried at sampling temperature 0.7, `max_tokens=4096` per response, with default `top-p`. Routing to OpenRouter lets us evaluate every model through a single unified API and avoids per-provider client differences.

Evaluation grid. Unlike the trained-model evaluations, the frontier-model evaluation exercises the full prompt \times feedback grid in order to test each model under all of `no_info`, `some_info`, and `full_info` prompts and both `standard` and `information` feedback conditions. For every (model, environment) pair we evaluate on 4 latents \times 3 prompts \times 2 feedbacks \times 5 trajectories = 120 trajectories per environment. The four eval latents are the four canonical latents per environment listed in Section A.

C Additional Results

C.1 Exploration efficiency vs. Exploitation efficiency

In this appendix we show additional results for the *exploration vs. exploitation efficiency* analysis in Section 4 for Number Guessing. For all experiments we follow the same agent-switching protocol. First, we compare Cross-Task RL against the *base* Qwen3-8B model on Number Guessing, alongside the corresponding agent-switch trajectory plot. Second, we report the Cross-Task RL vs. Single-task RL agent-switching tables for three additional environments (Hangman, Secretary, and Word Ladder) to test whether the exploration/exploitation decomposition behaves consistently across the benchmark.

Number Guessing: Cross-Task RL vs. base. Table 10 reports the same protocol as Section 4 but with the base Qwen3-8B model in place of Single-task RL. Both gaps are dramatically larger than against Single-task RL, reaching +192.8% on exploration and +189.6% on exploitation. Figure 7 shows the corresponding trajectories.

Hangman. Table 11 shows that on Hangman, Cross-Task RL leads on both axes, with exploration advantages of +20% to +62% and exploitation advantages of +6% to +34%. Unlike Number Guessing, exploration is the larger of the two on this environment, and it grows with K while exploitation shrinks.

Secretary. Table 12 shows a more balanced picture: exploration advantages of +9% to +40% and exploitation advantages of +12% to +33%, with neither axis dominating consistently across switch points.

Word Ladder. Table 13 shows that on Word Ladder both gaps are small (under $\pm 4\%$), reflecting the convergence of Cross-Task RL and Single-task RL on this environment noted in Section 4.

Two patterns are consistent across environments. First, Cross-Task RL generally posts non-negative advantages on *both* exploration and exploitation, demonstrating that it improves both capabilities. Second, which axis dominates is environment-dependent: exploitation on Number Guessing, exploration on Hangman, mixed on Secretary, neither on Word Ladder. This suggests that Cross-Task RL addresses different bottlenecks depending on the structure of the task.

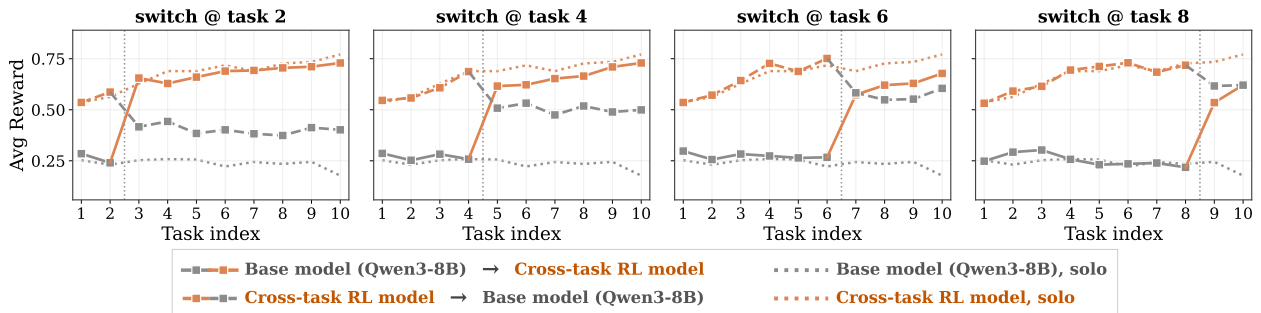


Figure 7. Agent-switching: sequence RL vs. base Qwen3-8B on Number Guessing. The same asymmetry holds: sequence RL recovers most of its solo trajectory even when the early context was built by the base model, while the base model cannot exploit a context built by sequence RL.

Switch point K	Reference C	ExploreGain $_C$	ExploitGain $_C$
2	$C = \text{CT}$	+3.2%	+75.5%
	$C = \text{Base}$	+70.1%	+189.4%
4	$C = \text{CT}$	+8.3%	+43.2%
	$C = \text{Base}$	+119.1%	+189.6%
6	$C = \text{CT}$	+16.8%	+27.6%
	$C = \text{Base}$	+153.9%	+177.5%
8	$C = \text{CT}$	+30.2%	+21.7%
	$C = \text{Base}$	+192.8%	+173.6%

Table 10. Cross-Task RL vs. Base model on number_guessing (4-latent average). Cross-Task RL is dramatically better at both: large positive values throughout, with the largest gaps appearing when the Base is held fixed in the other role.

Switch point K	Reference C	ExploreGain $_C$	ExploitGain $_C$
2	$C = \text{CT}$	+20.2%	+26.6%
	$C = \text{ST}$	+27.1%	+33.8%
4	$C = \text{CT}$	+30.2%	+12.2%
	$C = \text{ST}$	+44.7%	+24.7%
6	$C = \text{CT}$	+36.9%	+7.6%
	$C = \text{ST}$	+53.0%	+20.3%
8	$C = \text{CT}$	+48.0%	+5.8%
	$C = \text{ST}$	+61.6%	+15.5%

Table 11. Cross-Task RL vs. Single-task RL on hangman (4-latent average). All values positive: Cross-Task RL is both a better explorer and a better exploiter than Single-task RL, with the exploration advantage growing in K and the exploitation advantage shrinking as the post-switch tail shrinks.

C.2 Feedback impact on training and generalization

We train Qwen3-8B on four (prompt, feedback) combinations: {full info,some info} \times {information, standard}, with three random seeds each (12 runs total) and evaluate every checkpoint on the full 4×8 grid of (eval prompt, eval feedback) \times (8 env-latents). All curves below are mean \pm 1 standard error of the mean across seed samples; the eval cells contributing to each curve are averaged together as described in the captions. Tables 14 and 15 report the corresponding final-step values.

Effect of the training prompt. Figures 8 and 9 present the same data with the panel/line roles swapped. In Figure 8 each panel fixes a training prompt and overlays the two eval prompts; full-info-trained models display a clear in-distribution advantage (the blue “Eval: Full info” curve sits well above “Eval: Some info”), whereas some-info-trained models track essentially the same trajectory under both eval prompts. In Figure 9 each panel fixes an eval prompt and overlays the two training prompts; full-info-trained models lead on full-info eval, while on some-info eval the some-info-trained model is slightly ahead. The takeaway is that training under the more informative

Switch point K	Reference C	ExploreGain $_C$	ExploitGain $_C$
2	$C = CT$	+12.2%	+29.1%
	$C = ST$	+8.6%	+25.0%
4	$C = CT$	+18.2%	+23.6%
	$C = ST$	+15.4%	+20.7%
6	$C = CT$	+21.5%	+12.1%
	$C = ST$	+31.6%	+21.4%
8	$C = CT$	+23.0%	+16.7%
	$C = ST$	+39.9%	+32.7%

Table 12. Cross-Task RL vs. Single-task RL on secretary (4-latent average). All values positive: Cross-Task RL is both a better explorer and a better exploiter than Single-task RL, with the exploration advantage growing steadily in K .

Switch point K	Reference C	ExploreGain $_C$	ExploitGain $_C$
2	$C = CT$	-0.1%	+2.4%
	$C = ST$	-0.3%	+2.2%
4	$C = CT$	-0.5%	+1.4%
	$C = ST$	+0.7%	+2.6%
6	$C = CT$	-0.2%	+2.8%
	$C = ST$	-0.2%	+2.8%
8	$C = CT$	-1.6%	+3.3%
	$C = ST$	-1.2%	+3.7%

Table 13. Cross-Task RL vs. Single-task RL on wordladder (4-latent average). Differences are uniformly small on this environment ($\leq 4\%$ throughout) and exploration efficiencies are near zero or slightly negative: both RL variants converge to similar trajectories, leaving little room for cross-task adaptation to matter.

prompt buys a sizeable in-distribution gain but a modest cross-prompt deficit, while training under the less informative prompt produces a more robust agent that pays only a small price under the matched-prompt condition.

Effect of the training feedback. Figures 10 and 11 repeat the analysis along the feedback dimension. The pattern is asymmetric: under both eval feedbacks, the standard-feedback-trained model is above the information-feedback-trained model, and the gap between matched- and mismatched-eval-feedback within an information-trained model ($8.940 \rightarrow 8.431$) is much larger than within a standard-trained model ($9.044 \rightarrow 8.895$). Training with extra information feedback therefore looks helpful when the same feedback is available at eval time but degrades transfer to the standard-feedback regime, whereas training under the standard feedback transfers well.

Joint (prompt, feedback) view. Figures 12 and 13 avoid pooling over either training axis and present the full 4×4 table of training \times eval (prompt, feedback) combinations. Figure 12 shows

Train prompt	Eval prompt	
	Full info	Some info
Full info	8.979 ± 0.107	8.616 ± 0.084
Some info	8.855 ± 0.140	8.860 ± 0.143

Table 14. Average score (cumulative reward summed over 10 episodes) at final training step, broken down by training prompt vs. evaluation prompt. Each cell is the mean \pm 1 standard error across $n = 6$ independent training runs (2 training feedbacks \times 3 seeds), averaged over both eval feedbacks and 8 env-latents.

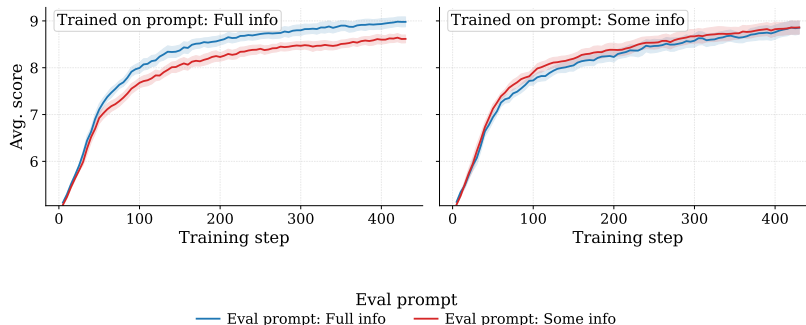


Figure 8. For each training prompt (panels), eval-time score under the two eval prompts (lines), pooled over both the feedbacks. Lines are mean \pm 1 SEM across $n = 6$ training runs (2 feedbacks \times 3 seeds).

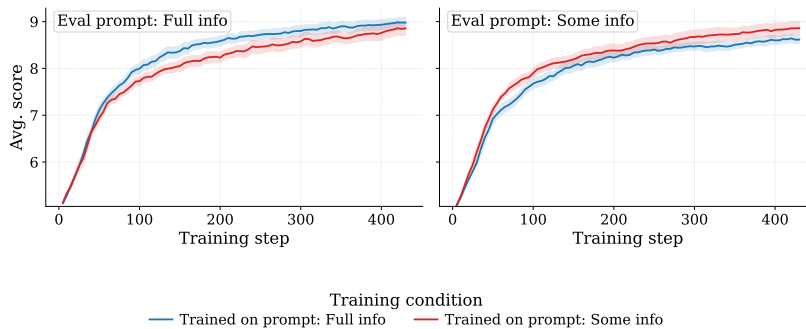


Figure 9. Roles reversed from Figure 8: each panel fixes an eval prompt and compares the two training prompts. Same aggregation and band semantics.

the four-way trajectory of a single trained model across all eval conditions; on the other hand Figure 13 shows, for a fixed eval condition, which training condition reaches the highest score. The dominant factor is the eval feedback itself: information-feedback evaluation produces higher scores than standard-feedback evaluation for every training combination, with gaps ranging from $+0.04$ to $+0.52$. Holding the eval condition fixed, no single training condition wins everywhere, but (some info, standard) is the top-ranked training condition in three of the four eval panels (Figure 13); the exception is the (full info, information) eval panel, where (*full info*, *standard*) ranks first. Prompt alignment has a secondary effect (matched-prompt cells average 0.18 points above mismatched-prompt cells).

Train feedback	Eval feedback	
	Information	Standard
Information	8.940 ± 0.149	8.431 ± 0.140
Standard	9.044 ± 0.020	8.895 ± 0.078

Table 15. Average score at final training step, broken down by training feedback vs. evaluation feedback. Each cell is the mean \pm 1 standard error across $n = 6$ independent training runs (2 training prompts \times 3 seeds), averaged over both eval prompts and 8 env-latents.

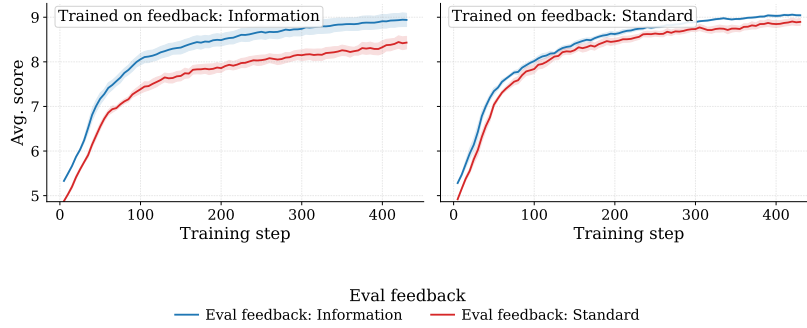


Figure 10. For each training feedback (panels), eval-time score under the two eval feedbacks (lines), pooled over both training prompts, both eval prompts, and 8 env-latents. Lines are mean \pm 1 standard error across $n = 6$ training runs.

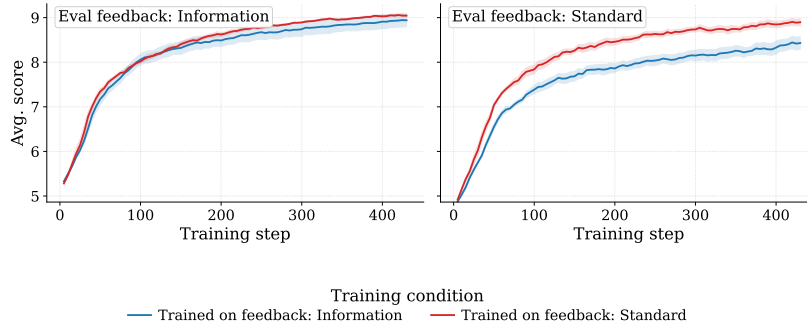


Figure 11. Roles reversed: each panel fixes an eval feedback and compares the two training feedbacks. Same aggregation and band semantics.

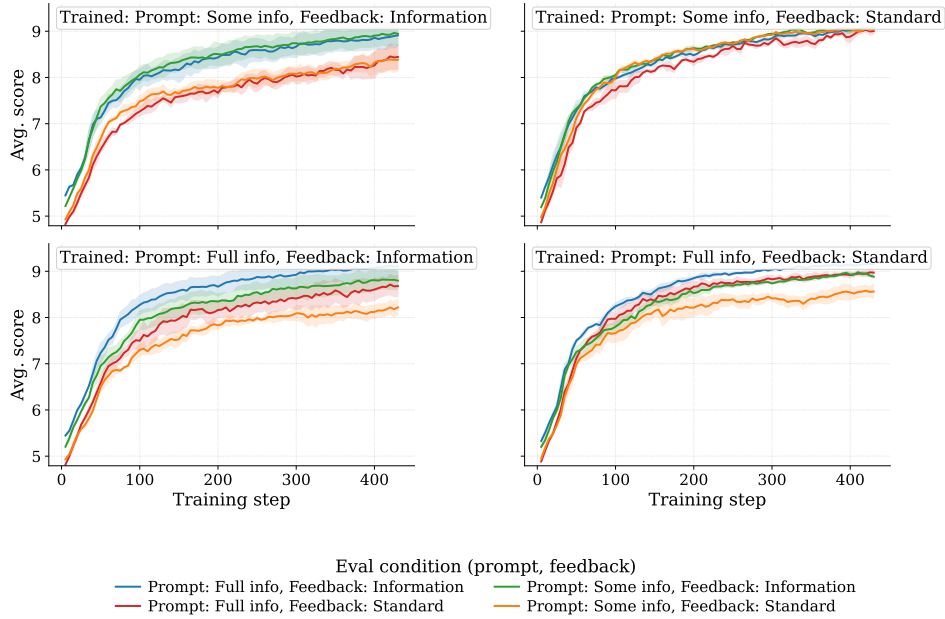


Figure 12. For each training (prompt, feedback) combination (panels), eval-time score under all four eval (prompt, feedback) combinations (lines), averaged over the 8 env-latents. Lines are mean ± 1 standard error across $n = 3$ seeds.

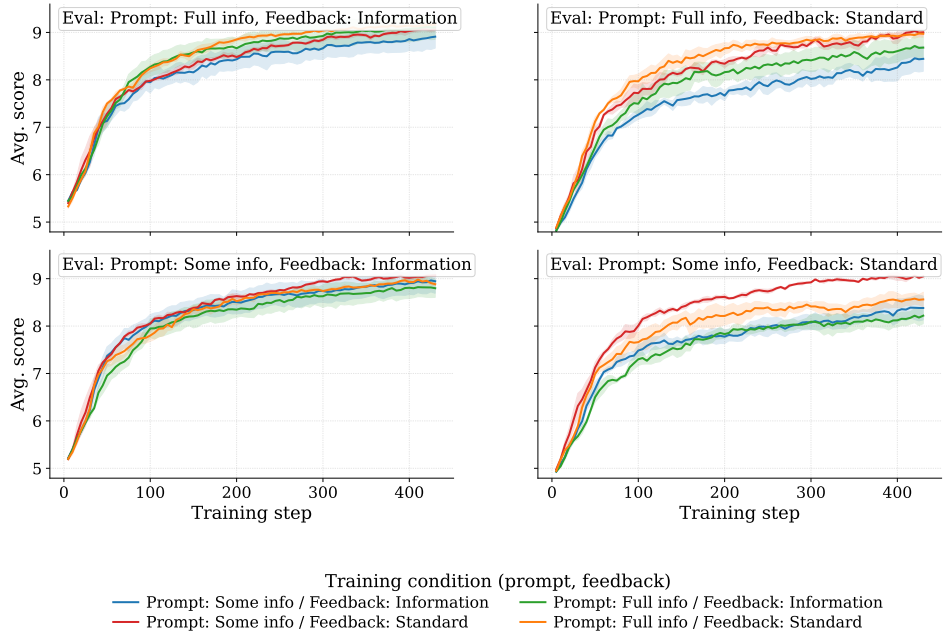


Figure 13. Roles reversed from Figure 12: each panel fixes an eval (prompt, feedback) combination and compares the four training combinations. Same aggregation and band semantics.

D Anecdotes for Failures of SOTA models

In this appendix we present a representative set of anecdotes in which state-of-the-art models fail. Each anecdote, organised under its failure category, describes the agent’s task, the hidden latent variable, the ground-truth values, trajectory-level metrics (number of turns and rewards), and the portion of the conversation that exposes the failure. The accompanying multi-turn transcript is colour-coded across three panels: the agent’s chain of thought (when exposed) in purple, the agent’s action in blue, and the game master in green. The anecdotes cover failures across three models: GPT-4o, Gemini 2.5 Flash, and Claude Sonnet 4.6.

D.1 Adaptation Neglect

GPT-4o does not try to identify any pattern

Category: Failure to adapt across tasks

Model: GPT-4o

Configuration: Environment: number_guessing. Latent: set_of_3. Prompt: no_info. Feedback: standard. Trajectory: 0.

Setup. Targets are drawn from a fixed three-element set on every task. After 2–3 tasks a model could open with one of the previously revealed targets. GPT-4o opens tasks 1, 5 and 9 with the same midpoint guess.

What went wrong. No use of cross-task evidence; first guess is always the midpoint of the full search range.

Per-task summary (* marks tasks whose transcript is shown below).

Agent task is to identify a hidden integer between 1 and 1000; after each guess, the game master replies whether the target is greater than, less than, or equal to the guess.

Hidden latent: set = {592, 781, 926}

Task	*1	2	3	*4	5	6	7	8	*9	10
Answer	781	592	926	592	926	592	926	926	592	781
Turns	5	10	8	9	8	9	8	8	9	5
Reward	0.90	0.80	0.84	0.82	0.84	0.82	0.84	0.84	0.82	0.90

Showing Task 1, Task 4 and Task 9 out of 10 tasks.

Task 1

Agent (turn 1): Let's start with a guess right in the middle to narrow it down quickly: [500].

Game Master: The number is greater than 500.

Agent (turn 2): Let's try the midpoint of the remaining range: [750].

Game Master: The number is greater than 750.

... continues (showing 2 of 5 turns)

Task 4

Agent (turn 1): Let's start with the middle: [500].

Game Master: The number is greater than 500.

Agent (turn 2): Let's try [750].

Game Master: The number is less than 750.

... continues (showing 2 of 9 turns)

Task 9

Agent (turn 1): Let's start with the middle: [500].

Game Master: The number is greater than 500.

Agent (turn 2): Let's try [750].

Game Master: The number is less than 750.

... continues (showing 2 of 9 turns)

Gemini does not try to identify any pattern

Category: Failure to adapt across tasks

Model: Gemini 2.5 Flash

Configuration: Environment: number_guessing. Latent: range_100. Prompt: no_info. Feedback: standard. Trajectory: 0.

Setup. Range is fixed across tasks. Gemini’s openings on tasks 1, 5 and 9 do not narrow.

What went wrong. Cross-task range structure not internalized.

Per-task summary (★ marks tasks whose transcript is shown below).

Agent task is to identify a hidden integer between 1 and 1000; after each guess, the game master replies whether the target is greater than, less than, or equal to the guess.

Hidden latent: range = [1, 100]

Task	★1	2	3	4	★5	6	7	★8	9	10
Answer	689	630	596	680	607	682	595	675	690	672
Turns	10	9	9	7	10	9	10	10	9	6
Reward	0.80	0.82	0.82	0.86	0.80	0.82	0.80	0.80	0.82	0.88

Task 1

Agent (thinking, turn 1):
***Analyzing Game Parameters** I've started to unpack the number-guessing game's constraints. Considering a binary search...
****Calculating First Move****
 Now, I'm setting the first guess. Based on the rules, and the initial range, I'm leaning toward 500...*

Agent (turn 1): [500]

Game Master: The number is greater than 500.

Agent (thinking, turn 2):
***Calculating Next Guess** I've narrowed the range down after the initial guess of 500.*

Agent (turn 2): [750]

Game Master: The number is less than 750.

... continues (showing 2 of 10 turns)

Task 5

Agent (thinking, turn 1):
Initiating Game Guess

My binary search begins anew! I'm targeting Game 5, and I'm starting from scratch with the entire range of numbers, 1 to 1000. My initial guess will be the midpoint, 500. Let's see where this takes us.

Agent (turn 1): [500]

Game Master: The number is greater than 500.

Agent (turn 2): [750]

... continues (showing 2 of 10 turns)

Task 8

Agent (thinking, turn 1):
Initiating Game 8 Analysis

Okay, I'm kicking things off with Game 8. My initial strategy? A binary search. To maximize efficiency right from the get-go, I'm setting my first guess at 500, the midpoint of the 1-1000 range. That's the optimal starting point for narrowing down the possibilities.

Agent (turn 1): [500]

Game Master: The number is greater than 500.

Agent (turn 2): [750]

Game Master: The number is less than 750.

... continues (showing 2 of 10 turns)

Claude does not try to identify any pattern

Category: Failure to adapt across tasks

Model: Claude Sonnet 4.6

Configuration: Environment: number_guessing. Latent: set_of_3. Prompt: no_info. Feedback: standard. Trajectory: 0.

Setup. Same three-element target set on every task. Claude opens tasks 1, 5 and 9 with the same midpoint guess and the same binary-search progression.

What went wrong. Previously revealed targets are not consulted as priors.

Per-task summary (*★ marks tasks whose transcript is shown below*).

Agent task is to identify a hidden integer between 1 and 1000; after each guess, the game master replies whether the target is greater than, less than, or equal to the guess.

Hidden latent: set = {592, 781, 926}

Task	★1	2	3	★4	5	6	7	8	★9	10
Answer	781	592	926	592	926	592	926	926	592	781
Turns	5	9	8	10	8	10	8	8	10	5
Reward	0.90	0.82	0.84	0.80	0.84	0.80	0.84	0.84	0.80	0.90

Showing Task 1, Task 4 and Task 9 out of 10 tasks.

Task 1	Task 4	Task 9
<p>Agent (turn 1): I'll use a binary search strategy to find the number efficiently.</p> <p>[500]</p> <p>Game Master: The number is greater than 500.</p> <p>Agent (thinking, turn 2): Binary search: next guess is 750.</p> <p>Agent (turn 2): [750]</p> <p>Game Master: The number is greater than 750.</p> <p>... continues (showing 2 of 5 turns)</p>	<p>Agent (thinking, turn 1): Let me start with binary search again.</p> <p>Agent (turn 1): [500]</p> <p>Game Master: The number is greater than 500.</p> <p>Agent (thinking, turn 2): [750]</p> <p>Agent (turn 2): [750]</p> <p>Game Master: The number is less than 750.</p> <p>... continues (showing 2 of 10 turns)</p>	<p>Agent (thinking, turn 1): Let me start with binary search again.</p> <p>Agent (turn 1): [500]</p> <p>Game Master: The number is greater than 500.</p> <p>Agent (thinking, turn 2): [750]</p> <p>Agent (turn 2): [750]</p> <p>Game Master: The number is less than 750.</p> <p>... continues (showing 2 of 10 turns)</p>

D.2 Adaptation Breakdown

D.2.1 Adaptation Breakdown: Models ignore the hint of hidden pattern

GPT-4o ignores the hint that there is a pattern

Configuration: Environment: number_guessing. Latent: set_of_3. Prompt: some_info. Feedback: standard. Trajectory: 0.

Setup. On set_of_3 the targets cycle through three fixed values. With some_info, GPT-4o is told a pattern exists. Yet the opening guess is the midpoint of the search range and the agent never tries one of the previously-seen targets first.

What went wrong. The set-of-3 hypothesis is never voiced or tested. Behavior is identical to the no_info regime.

Per-task summary (* marks tasks whose transcript is shown below).

Agent task is to identify a hidden integer between 1 and 1000; after each guess, the game master replies whether the target is greater than, less than, or equal to the guess.

Hidden latent: set = {592, 781, 926}

Task	1	2	3	4	5	6	7	8	*9	*10
Answer	781	592	926	592	926	592	926	926	592	781
Turns	5	10	8	10	8	10	8	8	10	5
Reward	0.90	0.80	0.84	0.80	0.84	0.80	0.84	0.84	0.80	0.90

Showing Task 9 and Task 10 out of 10 tasks.

Task 9

Agent (turn 1): Great job so far! Let's begin Game 9 using the same effective strategy.

My first guess is: [500]

Game Master: The number is greater than 500.

Agent (turn 2): Alright, the number is greater than 500. Let's try the middle of the new range.

My next guess is: [750]

Game Master: The number is less than 750.

Agent (turn 3): Great! The number is between 501 and 749.

My next guess is: [625]

Game Master: The number is less than 625.

... continues (showing turns 1-7 of 10)

Task 10

Agent (turn 1): Great job so far! Let's start Game 10 with the same effective strategy.

My first guess is: [500]

Game Master: The number is greater than 500.

Agent (turn 2): Alright, the number is greater than 500. Let's try the middle of the new range.

My next guess is: [750]

Game Master: The number is greater than 750.

Agent (turn 3): Got it! The number is greater than 750. Let's narrow it down further.

My next guess is: [875]

Game Master: The number is less than 875.

... continues (showing turns 1-3 of 5)

D.2.2 Adaptation Breakdown: Models fail to act upon the recognized pattern

Gemini recognizes the pattern but does not act upon it

Category: Vague hints under-used

Model: Gemini 2.5 Flash

Configuration: Environment: number_guessing. Latent: dynamic_range. Prompt: some_info. Feedback: standard. Trajectory: 1.

Setup. The `some_info` hint is meant to nudge the model to look for cross-task patterns. Gemini’s behavior across the trajectory does not reflect any such search.

What went wrong. No reference to the hint, no statistics over previous targets, and no narrowing of the search range across the ten tasks.

Per-task summary (*★ marks tasks whose transcript is shown below*).

Agent task is to identify a hidden integer between 365 and 10365; after each guess, the game master replies whether the target is greater than, less than, or equal to the guess.

Hidden latent: range covers approx. [1461, 2278]

Task	1	2	3	4	5	6	★7	8	9	★10
Answer	2233	2278	1511	1820	1983	1811	2048	1461	1958	1663
Turns	13	8	13	12	14	12	13	11	13	13
Reward	0.74	0.84	0.74	0.76	0.72	0.76	0.74	0.78	0.74	0.74

Showing Task 7 and Task 10 out of 10 tasks.

Task 7

Agent (thinking, turn 1): ***Analyzing Initial Parameters** I’ve begun the process by defining the initial boundaries: 365 to 10365. My strategy remains binary search. I’m calculating the midpoint to make my first guess within the provided range, aiming for an efficient approach to finding the number.*

***Initiating First Guess** Having crunched the numbers, my first guess is in. Based on the range and my binary search strategy, I’m going with 5365. Now, I eagerly await feedback to refine my search.*

Agent (turn 1): [5365]

Game Master: The number is less than 5365.

Agent (turn 2): Okay, the number is less than 5365.

The range is now between 365 and 5364. You have 29 guesses remaining. What’s your next guess?
[2864]

Game Master: The number is less than 2864.

... continues (showing turns 1–2 of 13)

Task 10

Agent (thinking, turn 1): ***Estimating Initial Value***

I’m calculating the initial guess for the game’s final round. I’ve determined that a binary search is the way to go, which is an efficient strategy. Starting with the given range, I need to find the midpoint. To do this, I must first calculate the range’s size and then determine the midpoint using the provided formula.

Analyzing Previous Results

I’ve reviewed the previous nine games. The numbers, ranging from 1461 to 2278, are well below the upper bound of 10365, although I’ll continue using binary search. The midpoint calculation is still correct, and my guess will remain at 5365.

Agent (turn 1): [5365]

Game Master: The number is less than 5365.

... continues (showing turns 1 of 13)

Claude recognizes the hint but does not act upon it strongly

Model: Claude Sonnet 4.6

Configuration: Environment: bandits. Latent: ping_pong. Prompt: some_info. Feedback: standard. Trajectory: 0.

Setup. On ping_pong with some_info, Claude’s openings do not engage with the alternation hypothesis either — its cumulative reward (6.5–7.7) is in the same range as under no_info.

What went wrong. Same uniform exploration each task; no reference to prior winners.

Per-task summary (★ marks tasks whose transcript is shown below).

Agent task is to identify the button with the highest reward probability among 5 buttons (red, blue, green, yellow, purple); each turn the agent may press a button to observe a 0/1 reward, or commit via [select <button>].

Hidden latent: best button alternates: red (first) – purple (last)

Task	1	2	3	4	5	6	★7	8	9	★10
Answer	red	purple	red	purple	red	purple	red	purple	red	purple
Turns	9	10	10	15	20	11	19	8	11	11
Reward	0.86	0.85	0.85	0.00	0.70	0.83	0.00	0.88	0.83	0.83

Showing Task 7 and Task 10 out of 10 tasks.

Task 7

Agent (thinking, turn 1): Let me review the pattern:

- Episode 1: Red won
- Episode 2: Purple won
- Episode 3: Red won
- Episode 4: ??? (I selected green, which was wrong - might have been red or something else)
- Episode 5: Red won
- Episode 6: Purple won

Pattern seems like Red and Purple alternate or dominate. Let me start by testing red and purple, then the others.

Agent (turn 1): [red]

... after 17 more turns ...

Agent (thinking, turn 19): Updated stats: - Red: 1/3 (33%) - Blue: 0/1 (0%) - Green: 2/6 (33%) - Yellow: 3/7 (43%) - Purple: 0/1 (0%) Yellow is still leading at 43%. I've used 18 turns now. Yellow is the clear leader compared to others.

Agent (turn 19): [select yellow]

Game Master: You selected 'yellow' as your final answer on turn 19. Wrong!

Task 10

Agent (thinking, turn 1): Final episode! Pattern summary:

- Episode 1: Red ✓
- Episode 2: Purple ✓
- Episode 3: Red ✓
- Episode 4: Unknown (wrong)
- Episode 5: Red ✓
- Episode 6: Purple ✓
- Episode 7: Unknown (wrong)
- Episode 8: Purple ✓
- Episode 9: Red ✓

Red and purple dominate. Let me test both quickly and focus on getting a clear winner.

Agent (turn 1): [red]

... after 9 more turns ...

Agent (turn 11): Updated stats: - Red: 1/2 (50%) - Blue: 1/2 (50%) - Green: 0/1 (0%) - Yellow: 0/1 (0%) - Purple: 3/4 (75%). Purple is clearly the leader at 75%! Selecting now. [select purple]

Game Master: You selected 'purple' as your final answer on turn 11. Correct!

D.2.3 Adaptation Breakdown: Models fail to identify the pattern

Gemini tries hard but is not able to find the simple hidden pattern - biases towards that red is the favorite

Configuration: Environment: bandits. Latent: ping_pong. Prompt: some_info. Feedback: standard. Trajectory: 4.

Setup. Second Gemini trajectory on bandits/ping_pong with some_info. Cumulative reward 3.78 — half of GPT-4o on the same configuration. Several tasks score 0 due to commits on the wrong-side arm.

What went wrong. The agent commits aggressively on one arm and accepts the alternation tax.

Per-task summary (* marks tasks whose transcript is shown below).

Agent task is to identify the button with the highest reward probability among 5 buttons (red, blue, green, yellow, purple); each turn the agent may press a button to observe a 0/1 reward, or commit via [select <button>].

Hidden latent: best button alternates: red (first) – purple (last)

Task	1	2	3	4	*5	6	7	8	9	*10
Answer	red	purple	red	purple	red	purple	red	purple	red	purple
Turns	26	28	26	24	24	24	24	24	24	24
Reward	0.61	0.00	0.61	0.64	0.00	0.64	0.64	0.64	0.00	0.00

Task 5

Agent (thinking, turn 1): ***Considering Game Strategies** I'm analyzing the data from Game 1, specifically the success rates for each color. Red seems promising at 61.5%, while blue is at 50%. The other colors, unfortunately, show no success. This initial data shapes my strategy for Game 5, where I'll weigh the odds based on these early insights.*

***Refining Color Probabilities** I am now focusing on the probabilities, updating them with data from Game 2 and Game 3. Red still seems decent, but its success rate dropped in Game 2. Purple showed up in Game 3 with a 36% success rate, which is interesting. I'll need to consider this in light of the larger picture. I want to calculate an overall ranking for all colors before Game 5, which seems imminent.*

Agent (turn 1): [red]

Game Master: You pressed the red button and received a reward of 0.0.

Agent (turn 2): [blue]

... continues (showing turns 1-2 of 24)

Task 10

Agent (thinking, turn 1): ***Analyzing Game Outcomes** Okay, I'm starting to analyze the results from the first game of ten. So far, the initial pull was heavily red, with subsequent pulls including both red and blue. I'm noting the color distribution and sequence to identify any emerging patterns within this one game, and then I'll look at the bigger picture!*

***Reviewing Game Results** I've just finished reviewing the results of the second game. The initial pulls showed red and green, and the subsequent results saw them alternating, but red's performance was not as strong this time. However, green was even weaker. I'm focusing on these fluctuations in performance to look for patterns across all games. I'll need to examine all the games and their scores to identify any significant performance trends.*

Agent (turn 1): [red]

Game Master: You pressed the red button and received a reward of 0.0.

Agent (turn 2): [blue]

... continues (showing turns 1-2 of 24)

Claude tries hard but fails to figure out the pattern

Configuration: Environment: secretary. Latent: threshold_06. Prompt: some_info. Feedback: standard. Trajectory: 1.

What went wrong. Claude fails to recognize the pattern.

Per-task summary (* marks tasks whose transcript is shown below).

Agent task is to pick the maximum of 10 values revealed one at a time; on each turn the agent chooses [accept] (claim the current value and end the task) or [continue] (skip).

Hidden latent: max value > 0.6; all others < 0.6

Task	1	2	3	4	5	6	7	8	*9	*10
Answer	0.69 at 6	0.72 at 3	0.69 at 9	0.63 at 8	0.73 at 8	0.72 at 10	0.62 at 6	0.63 at 7	0.70 at 1	0.73 at 9
Turns	9	11	8	9	9	7	6	6	11	7
Reward	1.00	0.33	0.38	1.00	1.00	0.31	1.00	0.42	0.13	0.37

Task 9

Agent (thinking, turn 1): *Let me think about the pattern of where the maximum has appeared in previous rounds:*

Episode 1: Max was at position 6 (0.6937) - accepted correctly

Episode 2: Max was at position 3 (0.7158) - missed it, ended with 0.4755

Episode 3: Max was somewhere after position 7 (0.5239 wasn't the max)

Episode 4: Max was at position 8 (0.6250) - accepted correctly

Episode 5: Max was at position 8 (0.7349) - accepted correctly

Episode 6: Max was somewhere after position 6 (0.4481 wasn't the max)

Episode 7: Max was at position 6 (0.6178) - accepted correctly

Episode 8: Max was somewhere after position 6 (0.5276 wasn't the max)

Now I'm at position 1 with a value of 0.7004, which is quite strong compared to the historical maximums I've seen. Following the secretary problem's optimal stopping rule would suggest skipping the first ~37% of candidates, but this current value is already in the upper range of what I've encountered before, so I need to weigh whether to accept it now or continue searching.

Agent (turn 1): [continue]

... continues (showing turn 1 of 11)

Task 10

Agent (thinking, turn 1): *Let me think about the patterns I've observed across the games:*

Game 1: Max was at position 6 (0.6937) - I accepted it ✓

Game 2: Max was at position 3 (0.7158) - I missed it, ended up accepting position 10 ✗

Game 3: Max was somewhere after position 7 - I accepted 0.5239 at position 7 ✗

Game 4: Max was at position 8 (0.6250) - I accepted it ✓

Game 5: Max was at position 8 (0.7349) - I accepted it ✓

Game 6: Max was somewhere after position 6 - I accepted 0.4481 at position 6 ✗

Game 7: Max was at position 6 (0.6178) - I accepted it ✓

Game 8: Max was somewhere after position 6 - I accepted 0.5276 at position 6 ✗

Game 9: Max was at position 1 (0.7004) - I missed it ✗

Looking at where the maximum actually appeared—6, 3, unknown, 8, 8, unknown, 6, unknown, 1—I'm noticing the positions vary quite a bit, and I've been stopping too early in several cases. This is the final game, so I need to be more strategic about when to accept versus continue searching.

My approach is to skip the first few positions and then take the first value that exceeds everything I've seen so far. Right now at position 1 with 0.5315, I'm still in the observation phase, so I'll keep looking.

Agent (turn 1): [continue]

... continues (showing turns 1 of 7)

D.2.4 Adaptation Breakdown: Model tries too hard to fit a pattern leading to sub-optimal behavior

Gemini trying hard to find the pattern - finds that it was wrong - abandons the binary search on the given task. And once failed on a task doent even attempt to find the pattern.

Configuration: Environment: number_guessing. Latent: two_ranges. Prompt: some_info. Feedback: standard. Trajectory: 0.

Setup. On task 5 of two_ranges, Gemini begins with binary search (3750, 4375, ...) but after crossing the midpoint switches to a ‘+1 each turn’ hypothesis and increments linearly, exhausting all 30 turns without finding 5900. Episode reward: 0; trajectory cumulative: 6.74.

What went wrong. The model commits to a wrong incrementing strategy after binary search — once committed, it does not revisit the binary-search hypothesis and wastes turns.

Per-task summary (*★ marks tasks whose transcript is shown below*).

Agent task is to identify a hidden integer between 1 and 10000; after each guess, the game master replies whether the target is greater than, less than, or equal to the guess.

Hidden latent: targets drawn from two disjoint ranges

Task	1	2	3	4	★5	6	7	8	9	★10
Answer	2721	2729	2702	2501	5900	2715	6233	2805	5821	2844
Turns	12	11	13	12	30	13	13	13	13	13
Reward	0.76	0.78	0.74	0.76	0.00	0.74	0.74	0.74	0.74	0.74

Transcript

Task 5

Agent (thinking, turn 1): *(strategy at start of episode)*

****Analyzing Game Patterns**** I've just finished analyzing the first four game rounds. The initial number guesses were 2721 (12 turns), 2729 (11 turns), 2702 (13 turns), and 2501 (12 turns). All guesses have fallen between 2501 and 2729. I am beginning to look at if there's any pattern there.

****Refining Initial Guesses**** I've got a clearer picture of the number range: [2501, 2729]. The average is around 2663.25. While binary search is generally optimal, I'm now weighing the risk/reward of deviating. Should I aim for the middle of this observed sub-range (maybe 2600-2700) to speed up if the pattern continues, or stick with a binary search-type approach given the "might" in "might follow a pattern" condition? Considering max turns are 30, and the initial range of 10000.

****Re-evaluating Optimal Strategy**** I'm now zeroing in on an optimal initial guess, based on the accumulated data...

... first 8 turns of this task omitted

Agent (turn 9): [4995]

Game Master: The number is greater than 4995.

Agent (turn 10): [4998]

Game Master: The number is greater than 4998.

Agent (turn 11): [4999]

Game Master: The number is greater than 4999.

Agent (turn 12): [5000]

Game Master: The number is greater than 5000.

Agent (turn 13): [5001]

Game Master: The number is greater than 5001.

Agent (turn 14): [5002]

... continues (showing turns 9-14 of 30)

Task 10

Agent (thinking, turn 1): ****Analyzing Game Trends****

I'm now starting Game 10. Based on the data from the previous nine games, I'm focusing on the number of turns and final scores. The scores are consistently low, under 5000. Each game is between 11-13 turns. I'll make my initial guess soon, keeping these trends in mind.

****Evaluating Recent Results****

I've just finished reviewing the outcomes from Games 1-9. I'm seeing a trend: most scores cluster around 2500-3000, but there are also a couple of higher scores, in the...

Agent (turn 1): I'm thinking of a number between 1 and 10000. You have 30 guesses. What's your guess?
[5000]

Game Master: The number is less than 5000.

Agent (turn 2): [2500]

Game Master: The number is greater than 2500.

Agent (turn 3): [3750]

Game Master: The number is less than 3750.

Agent (turn 4): [3125]

Game Master: The number is less than 3125.

Agent (turn 5): [2812]

... continues (showing turns 1-7 of 13)

Claude wrongly reasons about a failed task and tries too hard to reason for the pattern

Model: Claude Sonnet 4.6

Configuration: Environment: bandits. Latent: ping_pong. Prompt: some_info. Feedback: standard. Trajectory: 4.

Setup. On ping_pong with some_info, Claude’s trajectory 4 cumulative reward is 4.76 — well below its best ping_pong trajectory (7.71). Several tasks score 0 because the agent commits to one arm and the latent alternates the answer.

What went wrong. After a couple of wins on one arm, Claude commits and stops rotating. The alternation latent then punishes the very next task. Reasoning is verbose; the policy is brittle.

Per-task summary (* marks tasks whose transcript is shown below).

Agent task is to identify the button with the highest reward probability among 5 buttons (red, blue, green, yellow, purple); each turn the agent may press a button to observe a 0/1 reward, or commit via [select <button>].

Hidden latent: best button alternates: red (first) – purple (last)

Task	1	2	3	4	5	6	*7	8	9	*10
Answer	red	purple	red	purple	red	purple	red	purple	red	purple
Turns	8	11	9	15	18	15	14	16	12	18
Reward	0.88	0.83	0.00	0.78	0.73	0.78	0.00	0.76	0.00	0.00

Showing Task 7 and Task 10 out of 10 tasks.

Task 7

Agent (thinking, turn 1): Pattern so far: Game 1=Red, Game 2=Purple, Game 3=Green, Game 4=Purple, Game 5=Red, Game 6=Purple. Purple has won 3 times, Red 2 times, Green 1 time. Blue and Yellow haven't won yet. Let me explore all buttons systematically again.

Agent (turn 1): [red]

Game Master: You pressed the red button and received a reward of 0.0.

Agent (thinking, turn 2): Let me explore all buttons to get initial data.

Agent (turn 2): [blue]

... continues (showing turns 1-2 of 14)

Task 10

Agent (thinking, turn 1): This is very frustrating. I've been getting unlucky with buttons that appear to have high probabilities but aren't the actual highest. The issue seems to be that multiple buttons can have decent probabilities, and I need more samples to differentiate. Let me think about what I know: - Game 1: Red won - Game 2: Purple won - Game 3: Green won (I picked yellow with 3/3 and was wrong) - Game 4: Purple won - Game 5: Red won - Game 6: Purple won - Game 7: Unknown winner (I picked yellow with 2/5,...

Agent (turn 1): This is the last game. I've noticed that even buttons with 4/4 results can be wrong - there might be a button with an even higher probability. I need to be very thorough this time. Let me test each button multiple times. [red]

Game Master: You pressed the red button and received a reward of 0.0.

... continues (showing turns 1 of 18)

D.3 Adaptation Miscalibration

GPT 4o does not know how to use the latent information

Category: Full_info confusion

Model: GPT-4o

Configuration: Environment: number_guessing. Latent: two_ranges. Prompt: full_info. Feedback: standard. Trajectory: 0.

Setup. The full_info prompt describes the disjoint-ranges structure verbosely. GPT-4o under full_info scores below its own some_info performance — tasks 8 and 9 both end at zero reward despite GPT-4o correctly hypothesising both candidate ranges at turn 1.

What went wrong. GPT-4o opens both episodes with the right two-range hypothesis ($\sim 2501\text{--}3000$ and $\sim 5900\text{--}6399$), but after the first feedback it commits to a single range and exhausts the 30-turn budget there. By the time it crosses to the other range the budget is already gone. Task 8 (target 2805, lower range) is searched in the upper range until turn 27; Task 9 (target 5821, upper range) is searched in the lower range until turn 26.

Per-task summary (*★ marks tasks whose transcript is shown below*).

Agent task is to identify a hidden integer between 1 and 10000; after each guess, the game master replies whether the target is greater than, less than, or equal to the guess.

Hidden latent: targets drawn from two disjoint ranges

Task	1	2	3	4	5	6	7	★8	★9	10
Answer	2721	2729	2702	2501	5900	2715	6233	2805	5821	2844
Turns	12	12	15	10	11	9	9	30	30	5
Reward	0.76	0.76	0.70	0.80	0.78	0.82	0.82	0.00	0.00	0.90

Task 8

Agent (turn 1): Based on previous games, we've identified two potential ranges: 2501 to 3000 and 5900 to 6399. Let's start by guessing the middle of these ranges to quickly determine which range the number might fall into: [2750]

Game Master: The number is greater than 2750.

... after 28 more turns ...

Intermediate guesses (turns 2–29): 6150, 6025, 5962, 5930, 5915, 5907, 5903, 5901, 5900, 5899, 5895, 5880, 5850, 5800, 5700, 5600, 5500, 5400, 5300, 5200, 5100, 5000, 4500, 4250, 4000, 3500, 3250, 3000

Agent (turn 30): The number is less than 3000. Let's narrow it down further within the known range: [2750]

Game Master: The number is greater than 2750. You've run out of guesses.

Task 9

Agent (turn 1): Based on previous games, we've identified two potential ranges: 2501 to 3000 and 5900 to 6399. Let's start with the middle of these ranges to quickly determine which range the number might fall into: [2750]

Game Master: The number is greater than 2750.

... after 28 more turns ...

Intermediate guesses (turns 2–28): 2875, 2938, 2970, 2985, 2993, 2997, 2999, 3000, 6200, 2750, 2875, 2938, 2970, 2985, 2993, 2997, 2999, 3000, 3100, 3500, 4000, 5000, 5500, 6000, 5750, 5875, 5812

Agent (turn 30): The number is between 5813 and 5874. Let's narrow it down further: [5843]

Game Master: The number is less than 5843. You've run out of guesses.

GPT-4o full info underperforms as compared to som info on same trajectory (some=5.93 vs full=2.21)

Category: Full_info confusion

Model: GPT-4o

Configuration: Environment: secretary. Latent: increasing_position. Prompt and feedback: see sub-sections below. Trajectory: 4.

Setup. On increasing_position the optimal accept-position grows by one each task. Under some_info GPT-4o scores 5.93 cumulative; under full_info on the same trajectory it scores only 2.21. The verbose description of the latent does not produce an incrementing accept policy — instead it triggers premature accepts on early indices.

What went wrong. Full_info names the latent in plain English yet GPT-4o does not implement the corresponding policy. Each task is solved with the same heuristic, often accepting too early; cumulative reward is roughly half the some_info baseline.

Per-task summary (* marks tasks whose transcript is shown below).

full_info

Agent task is to pick the maximum of 10 values revealed one at a time; on each turn the agent chooses [accept] (claim the current value and end the task) or [continue] (skip and see the next).

Hidden latent: max position grows by 1 each task (task k -> position k)

Task	*1	2	3	4	5	*6	7	8	*9	10
Answer	1.00 at 1	1.00 at 2	0.88 at 3	0.97 at 4	0.81 at 5	0.96 at 6	1.00 at 7	0.92 at 8	1.00 at 9	1.00 at 10
Turns	8	8	8	8	4	4	4	4	4	4
Reward	0.47	0.47	0.13	0.16	0.44	0.09	0.29	0.07	0.07	0.03

some_info

Agent task is to pick the maximum of 10 values revealed one at a time; on each turn the agent chooses [accept] (claim the current value and end the task) or [continue] (skip and see the next).

Hidden latent: max position grows by 1 each task (task k -> position k)

Task	*1	2	3	4	5	*6	7	8	*9	10
Answer	1.00 at 1	1.00 at 2	0.88 at 3	0.97 at 4	0.81 at 5	0.96 at 6	1.00 at 7	0.92 at 8	1.00 at 9	1.00 at 10
Turns	8	2	10	4	10	6	5	10	7	2
Reward	0.47	1.00	0.44	1.00	0.23	1.00	0.47	0.38	0.49	0.45

Gemini on wordladder/hub_word_4letter, trajectory 2: full_info collapses (some=4.85 vs full=2.63) - tries to go for the latent without being confident

Category: Full_info confusion

Model: Gemini 2.5 Flash

Configuration: Environment: wordladder. Latent: hub_word_4letter. Prompt and feedback: see sub-sections below. Trajectory: 2.

Setup. On the same trajectory 2, Gemini’s cumulative reward drops from 4.85 (some_info) to 2.63 (full_info). Per-task rewards under full_info: [0.91, 0.50, 0.25, 0.97, 0.00]. The verbose hub-word framing destabilizes word selection.

What went wrong. Gemini under full_info submits words that fit the hub-word narrative but break the one-letter-change rule, accumulates invalid moves, and ends task 5 at zero reward.

Per-task summary (*★ marks tasks whose transcript is shown below*).

full_info

Agent task is to transform a given start word into a given target word (4-letter words) by changing exactly one letter per turn; every intermediate word must be a valid English word.

Hidden latent: all optimal paths pass through hub word = cork

Task	★1	2	★3	4	★5
Answer	cord to farm	care to lock	boot to care	hand to work	boat to worm
Turns	7	21	21	6	21
Reward	0.91	0.50	0.25	0.97	0.00

some_info

Agent task is to transform a given start word into a given target word (4-letter words) by changing exactly one letter per turn; every intermediate word must be a valid English word.

Hidden latent: all optimal paths pass through hub word = cork

Task	★1	2	★3	4	★5
Answer	cord to farm	care to lock	boot to care	hand to work	boat to worm
Turns	4	8	9	4	5
Reward	1.00	0.94	0.91	1.00	1.00

Full info

Showing Task 1, Task 3 and Task 5 out of 5 tasks.

Task 1

Agent (thinking, turn 1):
****Discovering the Hub Word****

I am now focusing on finding the "hub" word that links "cord" to "farm". The user wants me to discover it for the game. I think I am getting closer to the solution; if I can identify the pattern, this should be easier.

****Testing the Hub Hypothesis****

I am now testing whether "form" functions as the hub word for this word ladder. The path is direct: "cord" to "corn" to "form," and then "form" to "farm." It seems quite efficient, at only three steps, which confirms its suitability as a potential intermediary. Now, I need to check how it will function within the broader sequence.

Agent (turn 1): [corn]

Game Master: Nice! Keep going.
Word Ladder History: cord -> corn. Target Word: farm

... continues (showing turns 1-1 of 7)

Task 3

Agent (thinking, turn 1):
****Mapping the Path****

I'm working on the word ladder, going from "boot" to "care" in Game 3. Starting with 'boot' and aiming for 'care', I'm planning my moves one letter at a time, aiming for optimal steps. The "boot" hint is guiding my choices!

****Identifying the Hub Word****

I'm now focusing on identifying the intermediate "hub" word, drawing on previous games for clues. Game 1's path, 'cord -> care -> farm', suggests 'care'. Game 2 has me starting at 'care' to reach 'lock'. That feels like my path may have a starting point and an ending point. I now suspect 'care' serves as the hub, and I'm developing a strategy to use this assumption in Game 3.

Agent (turn 1): [boar]

Game Master: You attempted an invalid move. Reason: 'boar' is not exactly one letter different from 'boot'.

... continues (showing turns 1-1 of 21)

Task 5

Agent (thinking, turn 1):
****Considering the Constraints****

I'm focusing on the Word Ladder problem, specifically the 'boat' to 'worm' challenge. I'm reminded that solutions often converge at a crucial "hub" word. I'm actively seeking this hub, as the constraints dictate a one-letter change per step progression. This hub strategy will be central to resolving the final game in the series.

****Analyzing Past Word Ladders****

I'm now diving into the previous games to spot potential "hub" words. While 'care' appeared in the initial game and as a target, I don't feel confident that it's a central hub word. It seems I didn't identify a clear hub in the initial word ladder. I'm reviewing my attempt to find some recurring themes in order to create the series-ending path.

Agent (turn 1): [boar]

Game Master: Nice! Keep going.
Word Ladder History: boat -> boar. Target Word: worm

... continues (showing turns 1-1 of 21)

Some Info

Showing Task 1, Task 3 and Task 5 out of 5 tasks.

Task 1

Agent (thinking, turn 1):
Initiating Word Transformation

I'm working on the Word Ladder game now. Starting with 'cord', I'm aiming for 'farm'. Considering the rules, my first step is to get closer by changing one letter. I've considered some options, and I think I'll change the first letter.

Calculating Optimal Paths

*I've evaluated several paths, focusing on single-letter changes to move from 'cord' to 'farm'. I've identified the shortest route: **CORD, FORD, FORM, FARM**, and validated it. The key was prioritizing valid English words with each transformation. I'm satisfied with this solution.*

Agent (turn 1): [ford]

Game Master: Nice! Keep going.
Word Ladder History: cord -> ford. Target Word: farm

... continues (showing turns 1-1 of 4)

Task 3

Agent (thinking, turn 1):
Mapping the Path

I've begun mapping a word path from "boot" to "care," focusing on single-letter changes. My current path looks like this: boot -> coot. I'm actively brainstorming the next word to progress towards the target "care", while ensuring the changes are valid English words.

Refining the Word Path

I've discarded the initial, lengthy path and am now focusing on "boot -> moot -> root -> soot -> shot -> chat -> cart -> care." The strategy has shifted towards minimizing steps. The current path is eight steps, which looks promising. Now, I'm analyzing it for potential shortcuts and optimizations, keeping an eye out for ways to reach "care" more directly.

Agent (turn 1): [moot]

Game Master: Nice! Keep going.
Word Ladder History: boot -> moot. Target Word: care

... continues (showing turns 1-1 of 9)

Task 5

Agent (thinking, turn 1):
Charting a Path Forward

I've got the start word "boat" and the end word "worm". So far, I've got a good start: boat -> moat. Now, I'm thinking, what's the next logical step to get closer to "worm"? I'm looking for a valid word that changes only one letter from "moat". I'm considering all possibilities.

Refining the Approach

I'm back to the initial step, boat to moat. Now, I'm stuck again! I'm struggling to get from "moat" to "worm" in single-letter steps. I need a word between "moat" and "worm". I'm rethinking my strategy. Maybe I should consider other words from "boat."

Agent (turn 1): [moat]

Game Master: Nice! Keep going.
Word Ladder History: boat -> moat. Target Word: worm

... continues (showing turns 1-1 of 5)

Category: Full_info confusion

Model: Claude Sonnet 4.6

Configuration: Environment: bandits. Latent: ping_pong. Prompt and feedback: see subsections below. Trajectory: 0.

Setup. Claude on traj_0000: cumulative reward drops from 6.65 (some_info) to 4.31 (full_info). The full description of the alternation latent leads Claude to commit to a single arm rather than rotate.

What went wrong. Verbose alternation reasoning translates into over-commitment, not into a rotating policy. Cumulative reward is well below the some_info baseline.

Per-task summary (*★ marks tasks whose transcript is shown below*).

full_info

Agent task is to identify the button with the highest reward probability among 5 buttons (red, blue, green, yellow, purple); each turn the agent may press a button to observe a 0/1 reward, or commit via [select <button>].

Hidden latent: best button alternates: red (first) – purple (last)

Task	★1	2	3	4	5	★6	7	★8	9	10
Answer	red	purple	red	purple	red	purple	red	purple	red	purple
Turns	9	17	10	12	10	11	14	12	4	13
Reward	0.86	0.00	0.85	0.00	0.85	0.00	0.00	0.00	0.94	0.80

some_info

Agent task is to identify the button with the highest reward probability among 5 buttons (red, blue, green, yellow, purple); each turn the agent may press a button to observe a 0/1 reward, or commit via [select <button>].

Hidden latent: best button alternates: red (first) – purple (last)

Task	★1	2	3	4	5	★6	7	★8	9	10
Answer	red	purple	red	purple	red	purple	red	purple	red	purple
Turns	9	10	10	15	20	11	19	8	11	11
Reward	0.86	0.85	0.85	0.00	0.70	0.83	0.00	0.88	0.83	0.83

Full Info

Task 1

Agent (turn 1): I'll start by exploring each button to gather initial data, then focus on the most promising ones.

Let me explore all 5 buttons first to get a baseline.

[red]

Game Master: You pressed the red button and received a reward of 1.0.

Agent (thinking, turn 2): Good start! Red gave a reward. Let me explore the others.

Agent (turn 2): Good start with red! Let me try the others.

[blue]

Game Master: You pressed the blue button and received a reward of 1.0.

... continues (showing turns 1-2 of 9)

Task 6

Agent (thinking, turn 1): Pattern so far:

- Game 1: Red ✓
- Game 2: not yellow
- Game 3: Red ✓
- Game 4: not green
- Game 5: Red ✓

Interesting - odd games (1, 3, 5) are all red. Even games (2, 4) are unknown. Game 6 is even. Let me think about what the pattern might be for even games. Game 2: not yellow Game 4: not green Game 6: maybe blue or purple? The hint says "The best color changes in a predictable pattern across games." Let me think about this differently. Maybe the pattern cycles through colors in order: red, blue, green, yellow, purple, red, blue, green, yellow, purple... Wait, that doesn't work since red keeps appearing in odd positions. Let me reconsider - maybe odd games are always red, and even games cycle through the other colors. So game 2 could be blue, green, or purple (not yellow), game 4 could be blue, yellow, or purple (not green), and game 6 would be one of the remaining options. I should focus on testing blue and purple for game 6 since those seem most likely. I'm realizing I don't have enough data to pin down the pattern yet, so I should just test the remaining options in game 6 systematically—starting with blue and purple since those are still viable candidates.

... after 9 more turns ...

Agent (turn 11): Excellent! Green is 4/4 (100%)! Very compelling evidence. Updated scores: - Red: 0/1 (0%) - Blue: 0/1 (0%) - Green: 4/4 (100%) - Yellow: 0/1 (0%) - Purple: 2/3 (67%) Green is clearly dominant here! [select green]

Game Master: Wrong!

Task 8

Agent (thinking, turn 1):

Let me reconsider the pattern. Looking at what I know:

- Game 1: Red ✓ - Game 2: Not yellow - Game 3: Red ✓ - Game 4: Not green - Game 5: Red ✓ - Game 6: Not green - Game 7: Not blue

Wait, the problem says "The best color changes in a predictable pattern across games." But I've been wrong about the even games. Let me think harder The odd games (1, 3, 5) were RED. But game 7 was also wrong, which breaks my assumption that odd games are always red. Maybe the pattern cycles through a set of colors rather than alternating between two. If it's something like red, blue, green, yellow repeating, then game 1 would be red, game 2 blue, game 3 green—but that doesn't match what I know either. I need to reconsider whether red was actually correct for games 1, 3, and 5, or if I just happened to guess right those times. I'm realizing game 7 breaks the odd-equals-red pattern since I guessed blue and was wrong. Let me test a simpler alternating hypothesis: red, blue, red, blue, red, blue, red, blue. OK so possible patterns: 1. Alternating Red/Blue: R, B, R, B, R, B, R, B, R, B -> Game 8: Blue 2. All odd = Red I'm confident in the even/odd pattern I've identified, so I'll commit to Blue for game 8.

Agent (turn 1): [blue]

... after 10 more turns ...

Agent (turn 12): Updated scores: - Red: 1/2 (50%) - Blue: 1/2 (50%) - Green: 0/1 (0%) - Yellow: 3/4 (75%) - Purple: 1/2 (50%). Yellow is clearly the strongest at 75% with 4 samples! [select yellow]

Game Master: Wrong!

Some Info

Task 1

Agent (turn 1): I'll start by exploring each button to get initial data, then focus on the most promising ones.

[red]

Game Master: You pressed the red button and received a reward of 1.0.

Agent (thinking, turn 2): Good start! Red gave a reward. Let me explore the other buttons.

Agent (turn 2): Good start! Red gave a reward. Let me explore the others.

[blue]

Game Master: You pressed the blue button and received a reward of 1.0.

... continues (showing turns 1-2 of 9)

Task 6

Agent (thinking, turn 1): Let me review what I've learned so far: - Episode 1: Red won - Episode 2: Purple won - Episode 3: Red won - Episode 4: Wrong (selected green, likely red was correct) - Episode 5: Red won. Red seems to be the dominant button. Let me start with red and see if I can confirm quickly.

Agent (turn 1): Looking at the pattern: Red has won episodes 1, 3, 5 - it seems to be the dominant button. Let me start with red.

[red]

Game Master: You pressed the red button and received a reward of 0.0.

Agent (thinking, turn 2): Red started with a loss this time. Let me explore the others.

Agent (turn 2): Red missed this time. Let me explore the others.

[blue]

Game Master: You pressed the blue button and received a reward of 0.0.

... continues (showing turns 1-2 of 11)

Task 8

Agent (thinking, turn 1): Let me think about the pattern more carefully. The pattern seems to be: Episode 1: Red Episode 2: Purple Episode 3: Red Episode 4: ? (not green) Episode 5: Red Episode 6: Purple Episode 7: ? (not yellow) Maybe the pattern alternates between two buttons, or maybe there's a specific sequence. Looking at the odd episodes, they're consistently red, while the even episodes I've confirmed are purple. But episodes 4 and 7 don't fit this simple alternation. Maybe blue works for episode 4, and green for episode 7 since it had better odds than yellow. I should approach this more systematically instead of guessing—the winning button likely has a very high success rate that I'm just missing when I don't test it early enough. For episode 8, I'll explore more carefully and only commit to a button once I have solid evidence like 4+ successes, rather than selecting when the data is still ambiguous.

Agent (turn 1): Let me explore carefully. [red]

... after 6 more turns ...

Agent (thinking, turn 8): Purple is 3/3 (100%)! I'm very confident. Let me select purple now.

Agent (turn 8): [select purple]

Game Master: You selected 'purple' as your final answer on turn 8. Correct!