

# Real-order moments, tail representations, and logarithmic means

Roberto Vila\*<sup>1</sup> and Eduardo Nakano<sup>1</sup>

<sup>1</sup>*Department of Statistics, University of Brasilia, Brasilia, Brazil*

June 15, 2026

## Abstract

This paper develops a unified framework for the study of real-order moments of arbitrary random variables. General integral representations are established in terms of cumulative distribution functions and survival functions, covering continuous, discrete, and mixed distributions supported on the whole real line. These formulas extend the classical tail-integral identities for nonnegative random variables and provide a common treatment of positive, fractional, and negative moments.

For discrete distributions, explicit series representations are derived in terms of cumulative probabilities, yielding simple criteria for the existence of moments. Applications are presented for the zeta and Skellam distributions, illustrating how tail behavior determines moment finiteness and how moments can be represented geometrically through cumulative distribution functions. In addition, a representation for logarithmic moments is obtained, linking logarithmic means, Laplace transforms, and the classical Frullani identity.

The results provide a unified perspective on moment representations and establish useful connections between tail probabilities, distribution functions, Laplace transforms, and moment existence.

**Keywords.** Real-order moments; survival functions; tail probabilities; negative moments; logarithmic means; Laplace transforms.

**Mathematics Subject Classification (2010).** 60E05; 62H99; 62N05.

## 1 Introduction

Moments are among the most fundamental characteristics of probability distributions and play a central role in probability theory, statistics, reliability analysis, actuarial science, stochastic modeling, and risk theory. Besides summarizing important distributional features, moments are frequently used in asymptotic analysis, statistical inference, and the study of tail behavior. Consequently, representations of moments in terms of distribution functions or tail probabilities have attracted considerable attention in the probability literature.

---

\*Corresponding author. Roberto Vila, e-mail: rovig161@gmail.com

For a nonnegative random variable  $X$  and a real number  $p > 0$ , the classical tail-integral representation

$$\mathbb{E}[X^p] = p \int_0^\infty x^{p-1} \mathbb{P}(X > x) dx$$

provides a direct connection between moments and survival probabilities. This identity is a standard tool in probability theory and appears, explicitly or implicitly, in classical references such as [Feller \(1971\)](#), [Shorack \(2000\)](#), and [Embrechts et al. \(1997\)](#). It has proved particularly useful in the study of heavy-tailed distributions, regular variation, risk measures, and moment existence criteria.

Although tail representations are well understood for nonnegative random variables, corresponding formulas for arbitrary real-valued random variables are less frequently presented within a unified framework. In particular, treatments covering continuous, discrete, and mixed distributions simultaneously are comparatively scarce. Moreover, negative-order and fractional moments are often considered separately, despite their natural connection with classical tail-integral methods.

The main purpose of this paper is to develop a unified framework for real-order moments of arbitrary random variables supported on the whole real line. We derive general representations involving cumulative distribution functions and survival functions that extend the classical formulas for nonnegative random variables. The resulting identities apply equally to continuous, discrete, and mixed distributions and provide a common treatment of positive, fractional, and negative moments.

Particular attention is devoted to discrete distributions. Exploiting the stepwise structure of cumulative distribution functions, we obtain explicit series representations for real-order moments in terms of cumulative probabilities. These formulas yield simple and practical criteria for moment existence and naturally connect moment finiteness with the asymptotic behavior of distribution tails. Applications are presented for the zeta distribution, recovering the classical condition for the existence of power moments, and for the Skellam distribution, where the proposed representations admit a natural geometric interpretation.

A further contribution concerns logarithmic moments. By investigating the limiting behavior of real-order moments as the order tends to zero, we derive an integral representation for  $\mathbb{E}[\log(X)]$  in terms of the Laplace transform of a positive random variable. This identity establishes a direct connection between logarithmic moments, Laplace transforms, and the classical Frullani identity [Iyengar \(1941\)](#). Moreover, it provides a convenient tool for comparing logarithmic moments through the Laplace-transform order.

The paper is organized as follows. [Section 2](#) develops general representations for real-order moments and establishes necessary and sufficient conditions for moment existence. Special cases involving negative moments, absolutely continuous distributions, and discrete distributions are examined in detail. Applications to the zeta and Skellam distributions are presented, and a representation for logarithmic moments in terms of Laplace transforms is derived. Concluding remarks are given in [Section 3](#).

## 2 Real-order moments and the logarithmic mean

In this section, we derive formulas for real-order moments of arbitrary random variables, including discrete, absolutely continuous, and mixed distributions. We also discuss a connection with the logarithmic mean.

### 2.1 General moments of a random variable

Let  $(\Omega, \mathcal{F}, \mathbb{P})$  be a probability space,  $X : \Omega \rightarrow \mathbb{R}$  a random variable (discrete, absolutely continuous, or mixed) taking values in a nonempty set  $S \subset \mathbb{R}$ , and  $F_X$  its cumulative distribution function.

Assuming that  $X^p$ , with  $p > 0$ , is integrable, the  $p$ -th real moment of  $X$  is given by

$$\mathbb{E}[X^p] = \mathbb{E}[X^p \mathbb{1}_{\{X>0\}}] + \mathbb{E}[X^p \mathbb{1}_{\{X<0\}}], \quad (1)$$

where  $\mathbb{1}_A$  denotes the indicator function of an event  $A$ . Whenever the negative part  $\mathbb{E}[X^p \mathbb{1}_{\{X<0\}}]$  is involved, we assume that  $p = m/n \in \mathbb{Q}$  is expressed in lowest terms with  $n$  odd, ensuring that  $x^p \in \mathbb{R}$  for all  $x \in \mathbb{R}$ .

On the one hand, we may write

$$\begin{aligned} \mathbb{E}[X^p \mathbb{1}_{\{X>0\}}] &= \int_0^\infty x^p dF_X(x) = p \int_0^\infty \left[ \int_0^\infty \mathbb{1}_{\{x>t\}} t^{p-1} dt \right] dF_X(x) \\ &= p \int_0^\infty t^{p-1} \left[ \int_0^\infty \mathbb{1}_{\{x>t\}} dF_X(x) \right] dt \\ &= p \int_0^\infty t^{p-1} \left[ \int_\Omega \mathbb{1}_{\{X>t\}}(\omega) d\mathbb{P}(\omega) \right] dt \\ &= p \int_0^\infty t^{p-1} \mathbb{P}(X > t) dt, \end{aligned} \quad (2)$$

where, in the third identity, we applied Fubini's theorem to interchange the order of integration, and in the fourth identity, we used a change of variables in the Lebesgue-Stieltjes integral.

On the other hand, using (2), we obtain

$$\begin{aligned} \mathbb{E}[X^p \mathbb{1}_{\{X<0\}}] &= (-1)^p \mathbb{E}[(-X)^p \mathbb{1}_{\{-X>0\}}] \\ &\stackrel{(2)}{=} -p \int_0^\infty (-t)^{p-1} \mathbb{P}(X < -t) dt \\ &= -p \int_{-\infty}^0 t^{p-1} \mathbb{P}(X < t) dt. \end{aligned} \quad (3)$$

Substituting (2) and (3) into (1), we obtain

$$\mathbb{E}[X^p] = p \int_0^\infty t^{p-1} [1 - F_X(t)] dt - p \int_{-\infty}^0 t^{p-1} F_X(t^-) dt. \quad (4)$$

In particular case,

$$\mathbb{E}[X^p] = \begin{cases} p \int_0^\infty t^{p-1} [1 - F_X(t)] dt, & \text{if } X > 0, \\ -p \int_{-\infty}^0 t^{p-1} F_X(t^-) dt, & \text{if } X < 0. \end{cases}$$

### 2.1.1 Existence of real-order moments

The representation (4) immediately yields a necessary and sufficient criterion for the existence of real-order moments.

**Theorem 1.** *Let  $X$  be a real-valued random variable with distribution function  $F_X$ , and let  $p > 0$ . Then  $\mathbb{E}[|X|^p] < \infty$  if and only if*

$$\int_0^\infty t^{p-1} [1 - F_X(t)] dt < \infty \quad \text{and} \quad \int_{-\infty}^0 |t|^{p-1} F_X(t^-) dt < \infty.$$

**Remark 1.** The Theorem 1 shows that the existence of real-order moments is completely determined by the behavior of the upper and lower tails of the distribution. In particular, tail asymptotics immediately imply moment existence or divergence.

### 2.1.2 Negative-order moments

The general representation (4) also yields a convenient expression for negative-order moments.

**Theorem 2.** *Let  $X$  be a positive random variable and let  $q > 0$ . Then*

$$\mathbb{E}[X^{-q}] = q \int_0^{\infty} t^{-q-1} F_X(t) dt,$$

*provided the integral is finite.*

*Proof.* Applying (4) to the random variable  $Y = X^{-1}$  with power  $q > 0$ , we obtain

$$\mathbb{E}(X^{-q}) = q \int_0^{\infty} t^{q-1} \mathbb{P}(X^{-1} > t) dt.$$

Since

$$\mathbb{P}(X^{-1} > t) = \mathbb{P}\left(X < \frac{1}{t}\right) = F_X\left(\frac{1}{t}\right),$$

the change of variable  $u = t^{-1}$  yields the result.  $\square$

**Remark 2.** The above theorem provides a useful criterion for the existence of negative moments through the behavior of the distribution near the origin.

**Remark 3** (Relation with existing literature). The identity (4) extends the classical survival-function representation for nonnegative random variables to arbitrary real-valued random variables.

For nonnegative random variables, the formula reduces to the well-known tail-integral representation discussed in [Feller \(1971\)](#), [Shorack \(2000\)](#), and [Embrechts et al. \(1997\)](#). The present approach unifies positive, negative, and fractional moments within a single framework and applies equally to continuous, discrete, and mixed distributions.

### 2.1.3 Moments of an absolutely continuous random variable

Let  $X : \Omega \rightarrow \mathbb{R}$  be an absolutely continuous random variable with cumulative distribution function  $F_X$ . From formula (4), we have

$$\mathbb{E}[X^p] = p \int_0^{\infty} t^{p-1} [1 - F_X(t)] dt - p \int_{-\infty}^0 t^{p-1} F_X(t) dt. \quad (5)$$

In particular case,

$$\mathbb{E}[X^p] = \begin{cases} p \int_0^{\infty} t^{p-1} [1 - F_X(t)] dt, & \text{if } X > 0, \\ -p \int_{-\infty}^0 t^{p-1} F_X(t) dt, & \text{if } X < 0. \end{cases}$$

**Definition 1.** A random variable  $X$  is said to have a skew-normal distribution with shape parameter  $\alpha \in \mathbb{R}$ , denoted by  $X \sim \text{SN}(\alpha)$ , if its probability density function is given by

$$f_X(x) = 2\phi(x)\Phi(\alpha x), \quad x \in \mathbb{R},$$

where

$$\phi(x) = \frac{1}{\sqrt{2\pi}} e^{-x^2/2}, \quad \Phi(x) = \int_{-\infty}^x \phi(t) dt,$$

denote the standard normal density function and cumulative distribution function, respectively. The cumulative distribution function of the skew-normal distribution is given by

$$F_X(x) = 2 \int_{-\infty}^x \phi(t)\Phi(\alpha t)dt, \quad x \in \mathbb{R}.$$

Moreover,  $\text{supp}(X) = \mathbb{R}$ ,

$$\mathbb{E}[X] = \sqrt{\frac{2}{\pi}} \frac{\alpha}{\sqrt{1 + \alpha^2}}, \quad \text{Var}(X) = 1 - \frac{2}{\pi} \frac{\alpha^2}{1 + \alpha^2}.$$

In Figure 2.1.3, we consider the cumulative distribution function of  $X \sim \text{SN}(\alpha)$ . From (5) and Figure 2.1.3, we see that  $\mathbb{E}[X]$  is obtained by subtracting the blue area from the red area.

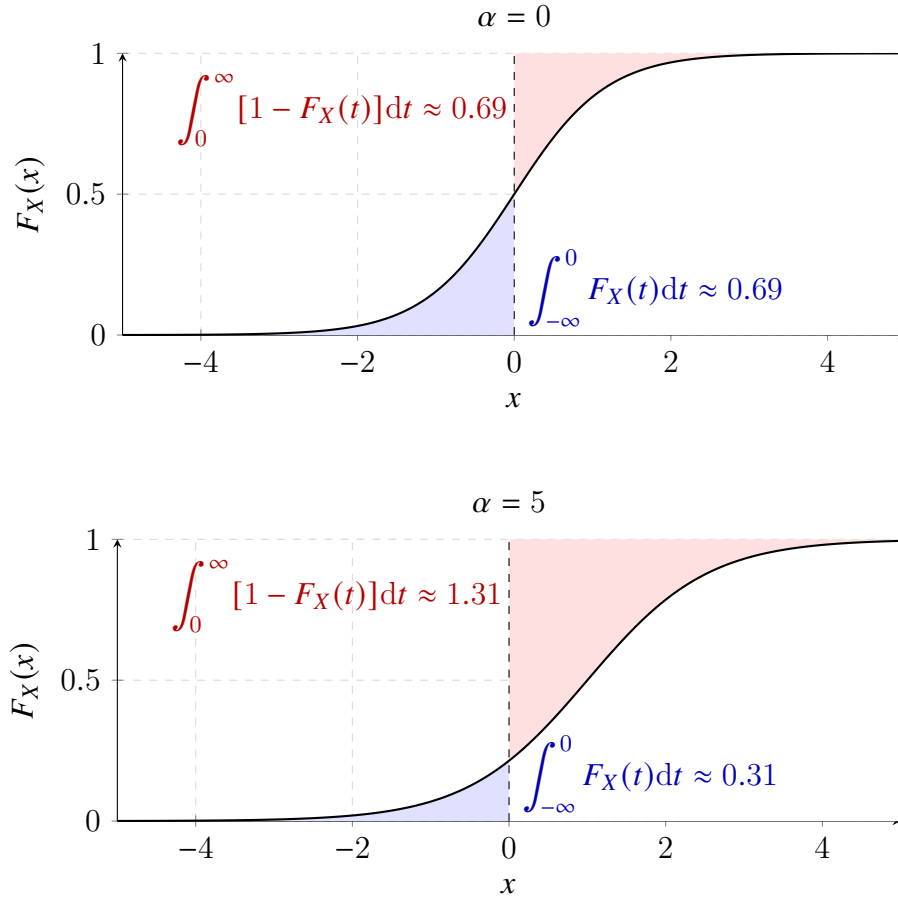


Figure 1: Areas below and above the cumulative distribution function for skew-normal distributions with different values of  $\alpha$ .

#### 2.1.4 Moments of a discrete random variable

Let  $X : \Omega \rightarrow \mathbb{R}$  be a discrete random variable taking values in the set

$$S = \{\dots, x_{-2}, x_{-1}, x_0, x_1, x_2, \dots\},$$

such that

$$\dots < x_{-2} < x_{-1} < 0 \leq x_0 < x_1 < x_2 < \dots .$$

Note that the cumulative distribution function of  $X$  is given by

$$F_X(t) = \begin{cases} \vdots & \vdots \\ F_X(x_{-(k+1)}) = F_X((x_{-k})^-), & x_{-(k+1)} \leq t < x_{-k}, \\ \vdots & \vdots \\ F_X(x_{-2}) = F_X((x_{-1})^-), & x_{-2} \leq t < x_{-1}, \\ F_X(x_{-1}) = F_X(0^-), & x_{-1} \leq t < 0, \\ F_X(0), & 0 \leq t < x_0, \\ F_X(x_0), & x_0 \leq t < x_1, \\ F_X(x_1), & x_1 \leq t < x_2, \\ \vdots & \vdots \\ F_X(x_k), & x_k \leq t < x_{k+1}, \\ \vdots & \vdots \end{cases}$$

Using (2) and the fact that

$$F_X(t) = F_X(x_k)$$

is constant on the interval  $x_k \leq t < x_{k+1}$ , we have

$$\begin{aligned} \mathbb{E}[X^p \mathbf{1}_{\{X>0\}}] &= p \int_0^\infty t^{p-1} \mathbb{P}(X > t) dt \\ &= p \int_0^{x_0} t^{p-1} \mathbb{P}(X > 0) dt + p \sum_{k=0}^\infty \int_{x_k}^{x_{k+1}} t^{p-1} \mathbb{P}(X > x_k) dt \\ &= x_0^p \mathbb{P}(X > 0) + \sum_{k=0}^\infty (x_{k+1}^p - x_k^p) \mathbb{P}(X > x_k). \end{aligned} \quad (6)$$

On the other hand, using (3) and the fact that

$$\mathbb{P}(X < t) = F_X(x_{-k}^-)$$

is constant on the interval  $x_{-(k+1)} \leq t < x_{-k}$ , we have

$$\begin{aligned} \mathbb{E}[X^p \mathbf{1}_{\{X<0\}}] &= -p \int_{-\infty}^0 t^{p-1} \mathbb{P}(X < t) dt \\ &= -p \left[ \int_{x_{-1}}^0 t^{p-1} \mathbb{P}(X < 0) dt + \sum_{k=1}^\infty \int_{x_{-(k+1)}}^{x_{-k}} t^{p-1} \mathbb{P}(X < x_{-k}) dt \right] \\ &= - \left[ -(x_{-1})^p \mathbb{P}(X < 0) + \sum_{k=1}^\infty [x_{-k}^p - x_{-(k+1)}^p] \mathbb{P}(X < x_{-k}) \right]. \end{aligned} \quad (7)$$

Substituting (6) and (7) into (1), we obtain

$$\mathbb{E}[X^p] = x_0^p [1 - F_X(0)] + \sum_{k=0}^\infty (x_{k+1}^p - x_k^p) [1 - F_X(x_k)] - \sum_{k=0}^\infty [x_{-k}^p - x_{-(k+1)}^p] F_X(x_{-k}^-),$$

where, in the above identity, more precisely in the series on the right-hand side, we adopt the convention that  $x_{-0} \equiv 0$ .

Since  $F_X(x_{-k}^-) = F_X(x_{-(k+1)})$ , the previous identity can be written as

$$\mathbb{E}[X^P] = x_0^P [1 - F_X(0)] + \sum_{k=0}^{\infty} (x_{k+1}^P - x_k^P) [1 - F_X(x_k)] - \sum_{k=0}^{\infty} [x_{-k}^P - x_{-(k+1)}^P] F_X(x_{-(k+1)}).$$

Using a change of variables, we rewrite the above identity as

$$\mathbb{E}[X^P] = x_0^P [1 - F_X(0)] + \sum_{k=0}^{\infty} (x_{k+1}^P - x_k^P) [1 - F_X(x_k)] - \sum_{k=1}^{\infty} [x_{-(k-1)}^P - x_{-k}^P] F_X(x_{-k}). \quad (8)$$

In particular case,

$$\mathbb{E}[X^P] = \begin{cases} x_0^P [1 - F_X(0)] + \sum_{k=0}^{\infty} (x_{k+1}^P - x_k^P) [1 - F_X(x_k)], & \text{if } X > 0, \\ - \sum_{k=1}^{\infty} [x_{-(k-1)}^P - x_{-k}^P] F_X(x_{-k}), & \text{if } X < 0. \end{cases}$$

In the Figure 2.1.4, we consider a discrete random variable

$$X \in \{x_{-2}, x_{-1}, x_0, x_1\}, \quad x_{-2} < x_{-1} < 0 \leq x_0 < x_1,$$

with probabilities  $p_{x_{-2}}$ ,  $p_{x_{-1}}$ ,  $p_{x_0}$ , and  $p_{x_1}$ , respectively. From (8) and Figure 2.1.4, we see that  $\mathbb{E}[X]$  is obtained by subtracting the blue area from the red area.

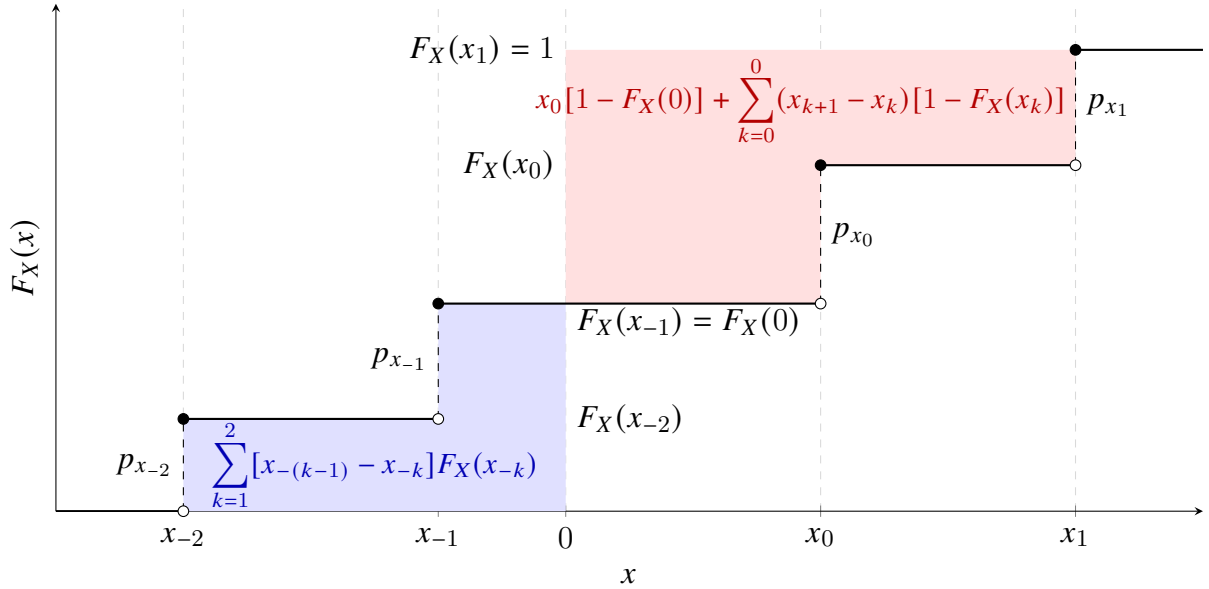


Figure 2: Areas below and above the cumulative distribution function for an discrete random variable  $X \in \{x_{-2}, x_{-1}, x_0, x_1\}$ .

**Special case:**  $S = \mathbb{Z}$ . In the particular case  $x_k = k$ ,  $k \in \mathbb{Z}$ , equation (8) reduces to

$$\mathbb{E}[X^P] = \sum_{k=0}^{\infty} [(k+1)^P - k^P] [1 - F_X(k)] + (-1)^P \sum_{k=1}^{\infty} [k^P - (k-1)^P] F_X(-k). \quad (9)$$

As particular cases, we obtain

$$\mathbb{E}[X^p] = \begin{cases} \sum_{k=0}^{\infty} [(k+1)^p - k^p] [1 - F_X(k)], & \text{if } X > 0, \\ (-1)^p \sum_{k=1}^{\infty} [k^p - (k-1)^p] F_X(-k), & \text{if } X < 0. \end{cases}$$

Setting  $p = 1$  in (9), we obtain

$$\mathbb{E}[X] = \sum_{k=0}^{\infty} [1 - F_X(k)] - \sum_{k=1}^{\infty} F_X(-k). \quad (10)$$

In particular,

$$\mathbb{E}[X] = \begin{cases} \sum_{k=0}^{\infty} [1 - F_X(k)], & \text{if } X > 0, \\ -\sum_{k=1}^{\infty} F_X(-k), & \text{if } X < 0. \end{cases}$$

**Proposition 1.** Let  $X$  be a nonnegative integer-valued random variable. Then  $\mathbb{E}[X^p] < \infty$  if and only if

$$\sum_{k=1}^{\infty} k^{p-1} \mathbb{P}(X > k) < \infty.$$

*Proof.* The proof follows from the limit comparison test, since

$$\lim_{k \rightarrow \infty} \frac{(k+1)^p - k^p}{pk^{p-1}} = 1,$$

that is,  $(k+1)^p - k^p \sim pk^{p-1}$ ,  $k \rightarrow \infty$ . □

**Example 1** (Zeta distribution). Let  $X$  have the zeta distribution  $\mathbb{P}(X = k) = k^{-\alpha}/\zeta(\alpha)$ ,  $k = 1, 2, \dots$ , where  $\alpha > 1$  and  $\zeta(\cdot)$  denotes the Riemann zeta function.

Since  $x \mapsto x^{-\alpha}$  is positive and decreasing on  $[1, \infty)$ , the integral comparison test implies that, for every  $k \geq 1$ ,

$$\sum_{j=k+1}^{\infty} j^{-\alpha} \sim \int_k^{\infty} x^{-\alpha} dx = \frac{k^{1-\alpha}}{\alpha-1}, \quad k \rightarrow \infty.$$

Therefore,

$$\mathbb{P}(X > k) = \frac{1}{\zeta(\alpha)} \sum_{j=k+1}^{\infty} j^{-\alpha} \sim \frac{1}{(\alpha-1)\zeta(\alpha)} k^{1-\alpha}.$$

Hence, from Proposition 1 and the limit comparison test, we obtain  $\mathbb{E}[X^p] < \infty$  if and only if

$$\sum_{k=1}^{\infty} k^{p-1} \mathbb{P}(X > k) < \infty \iff \sum_{k=1}^{\infty} k^{p-\alpha} < \infty.$$

By the  $p$ -series criterion,  $\sum_{k=1}^{\infty} k^{p-\alpha} < \infty$  if and only if  $p - \alpha < -1$ . Consequently,  $\mathbb{E}[X^p] < \infty$  if and only if  $p < \alpha - 1$ .

Thus, the tail representation of moments immediately recovers the classical moment existence criterion for the zeta distribution.

**Definition 2.** Let  $N_1 \sim \text{Poisson}(\lambda_1), N_2 \sim \text{Poisson}(\lambda_2)$ , be independent random variables. Then  $X = N_1 - N_2$  is said to have a Skellam distribution with parameters  $\lambda_1 > 0$  and  $\lambda_2 > 0$ , denoted by  $X \sim \text{Skellam}(\lambda_1, \lambda_2)$ . Its probability mass function is

$$\mathbb{P}(X = k) = e^{-(\lambda_1 + \lambda_2)} \left(\frac{\lambda_1}{\lambda_2}\right)^{k/2} I_{|k|}(2\sqrt{\lambda_1 \lambda_2}), \quad k \in \mathbb{Z},$$

and its cumulative distribution function is

$$F_X(x) = \sum_{k=-\infty}^{\lfloor x \rfloor} e^{-(\lambda_1 + \lambda_2)} \left(\frac{\lambda_1}{\lambda_2}\right)^{k/2} I_{|k|}(2\sqrt{\lambda_1 \lambda_2}), \quad x \in \mathbb{R}.$$

Moreover,  $\text{supp}(X) = \mathbb{Z}$ ,  $\mathbb{E}[X] = \lambda_1 - \lambda_2$ ,  $\text{Var}(X) = \lambda_1 + \lambda_2$ .

In Figure 3, we plot the cumulative distribution function of  $X \sim \text{Skellam}(\lambda_1, \lambda_2)$ . From (10) and Figure 3, we see that  $\mathbb{E}[X]$  is obtained by subtracting the blue area from the red area.

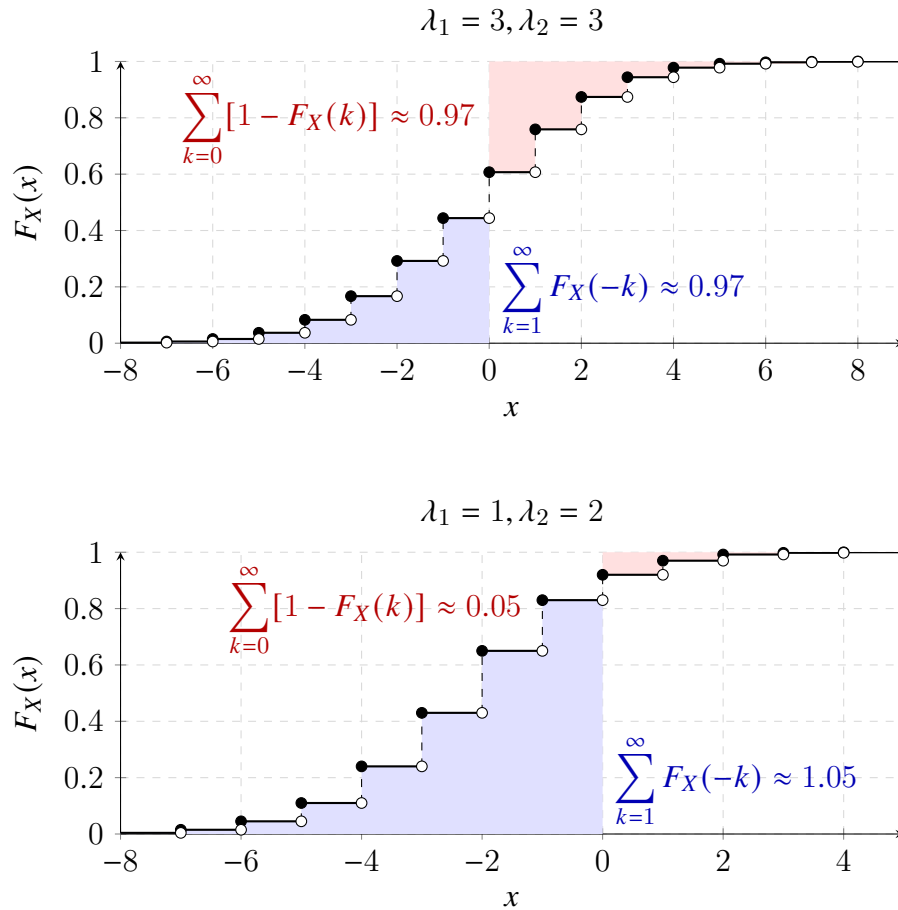


Figure 3: Areas below and above the cumulative distribution function for discrete Skellam distributions with different values of  $\lambda_1$  and  $\lambda_2$ .

**Remark 4.** The representations obtained in this section have several applications. They can be used to study the existence of real-order moments through the tail behavior of a distribution, derive moment inequalities from bounds on cumulative distribution functions, and obtain moment formulas for distributions whose densities are unavailable or difficult to handle. In addition, the discrete representations provide expressions for moments in terms of cumulative probabilities, which may be useful for integer-valued distributions and stochastic counting models.

### 2.1.5 The logarithmic mean

Let  $X : \Omega \rightarrow \mathbb{R}$  be a positive absolutely continuous random variable with cumulative distribution function  $F_X$ .

Since

$$x^r \log(x) = \lim_{p \rightarrow 0^+} x^p \log(x) = \lim_{p \rightarrow 0^+} \frac{dx^p}{dp}, \quad x > 0; p > 0, \quad (11)$$

we have

$$\mathbb{E}[\log(X)] = \lim_{p \rightarrow 0^+} \frac{d}{dp} \mathbb{E}[X^p].$$

From formula (5), we have

$$\begin{aligned} \mathbb{E}[X^p] &= p \int_0^\infty t^{p-1} [1 - F_X(t)] dt \\ &= p \int_1^\infty t^{p-1} [1 - F_X(t)] dt + 1 - p \int_0^1 t^{p-1} F_X(t) dt. \end{aligned} \quad (12)$$

Combining (11) and (12) gives

$$\begin{aligned} \mathbb{E}[\log(X)] &= \lim_{p \rightarrow 0^+} \frac{d}{dp} \mathbb{E}[X^p] \\ &= \lim_{p \rightarrow 0^+} \int_1^\infty [t^{p-1} + p(p-1)t^{p-2}] [1 - F_X(t)] dt - \lim_{p \rightarrow 0^+} \int_0^1 [t^{p-1} + p(p-1)t^{p-2}] F_X(t) dt \\ &= \int_1^\infty \frac{1}{t} [1 - F_X(t)] dt - \int_0^1 \frac{1}{t} F_X(t) dt. \end{aligned}$$

Using the identity

$$\frac{1}{t} = \int_0^\infty \exp\{-tx\} dx, \quad t > 0,$$

we have

$$\begin{aligned} \mathbb{E}[\log(X)] &= \int_0^\infty \left[ \int_1^\infty \exp\{-tx\} [1 - F_X(t)] dt - \int_0^1 \exp\{-tx\} F_X(t) dt \right] dx \\ &= \int_0^\infty \left[ \int_1^\infty \exp\{-tx\} [1 - F_X(t)] dt - \int_0^1 \exp\{-tx\} F_X(t) dt \right] dx \\ &= \int_0^\infty \frac{\exp\{-x\} - \mathbb{E}[\exp\{-xX\}]}{x} dx, \end{aligned}$$

where in the third identity we used integration by parts to obtain

$$\int_0^\infty \exp\{-tx\} F_X(t) dt = \frac{1}{x} \mathbb{E}[\exp\{-xX\}],$$

since  $X$  is positive.

Hence, we have the following identity for the logarithmic mean:

$$\mathbb{E}[\log(X)] = \int_0^\infty \frac{\exp\{-x\} - \mathcal{L}_X(x)}{x} dx, \quad (13)$$

where  $\mathcal{L}_X(x)$  denotes the Laplace transform of  $X$ .

**Remark 5.** It is important to mention that the identity (13) can also be obtained directly from the classical Frullani identity [Iyengar \(1941\)](#):

$$\int_0^\infty \frac{\exp\{-ax\} - \exp\{-bx\}}{x} dx = \log\left(\frac{b}{a}\right), \quad a, b > 0.$$

Formula (13) can be used to compare logarithmic moments through Laplace transforms. Indeed, if  $X$  and  $Y$  are positive random variables such that  $\mathcal{L}_X(s) \geq \mathcal{L}_Y(s)$ ,  $s > 0$ , then

$$\mathbb{E}[\log(X)] = \int_0^\infty \frac{\exp\{-s\} - \mathcal{L}_X(s)}{s} ds \leq \int_0^\infty \frac{\exp\{-s\} - \mathcal{L}_Y(s)}{s} ds = \mathbb{E}[\log(Y)]. \quad (14)$$

Hence, the Laplace-transform order implies the ordering of logarithmic moments.

**Example 2.** Let  $X \sim \text{Gamma}(1, 1)$  and  $Y \sim \text{Gamma}(2, 2)$ . Both random variables have mean equal to 1. Their Laplace transforms are

$$\mathcal{L}_X(s) = \frac{1}{1+s}, \quad \mathcal{L}_Y(s) = \left(\frac{2}{2+s}\right)^2.$$

Since

$$\mathcal{L}_X(s) - \mathcal{L}_Y(s) = \frac{s^2}{(1+s)(2+s)^2} \geq 0,$$

it follows from (14) that  $\mathbb{E}[\log(X)] \leq \mathbb{E}[\log(Y)]$ .

Indeed,  $\mathbb{E}[\log(X)] = -\gamma$ ,  $\mathbb{E}[\log(Y)] = 1 - \gamma - \log(2)$ , and therefore  $-\gamma < 1 - \gamma - \log(2)$ .

This example illustrates how the representation (14) can be used to compare logarithmic moments through Laplace transforms.

**Remark 6.** The representation (13) obtained for logarithmic moments establishes a direct connection between logarithmic means, Laplace transforms, and Frullani-type identities, thereby linking the present results with the classical theory of [Iyengar \(1941\)](#). In particular, it expresses  $\mathbb{E}[\log(X)]$  entirely in terms of the Laplace transform of  $X$ , providing a convenient tool for evaluating and comparing logarithmic moments.

### 3 Concluding remarks

In this paper, we established a unified approach to real-order moments of arbitrary random variables. The main contribution is the derivation of general representations expressing moments directly in terms of cumulative distribution functions and survival functions, without requiring the existence of densities or restricting attention to nonnegative random variables. The resulting formulas apply equally to continuous, discrete, and mixed distributions and provide a common framework for positive, fractional, and negative moments.

For discrete distributions, explicit summation formulas were obtained in terms of cumulative probabilities. These representations lead naturally to criteria for moment existence based on tail behavior and recover classical results for heavy-tailed models. The examples involving the zeta and Skellam distributions illustrate both the analytical and geometric interpretations of the proposed formulas.

Another contribution is the derivation of an integral representation for logarithmic moments in terms of the Laplace transform. This identity reveals a direct connection between logarithmic means, Laplace-transform ordering, and the classical Frullani integral, thereby placing logarithmic moments within the same general framework.

The results presented here suggest several directions for future research. Possible extensions include analogous representations for truncated moments, conditional moments, multivariate distributions, dependence measures, and stochastic processes. It would also be of interest to investigate applications to heavy-tailed models, regular variation, risk theory, and probabilistic inequalities.

**Acknowledgements** The research was supported in part by CNPq and CAPES grants from the Brazilian government.

**Disclosure statement** There are no conflicts of interest to disclose.

## References

- P. Embrechts, C. Klüppelberg, T. Mikosch, *Modelling Extremal Events for Insurance and Finance*. Springer, Berlin, 1997.
- W. Feller, *An Introduction to Probability Theory and Its Applications*, Vol. II. Wiley, 1971.
- S. Frühwirth-Schnatter, *Finite Mixture and Markov Switching Models*. Springer, 2006.
- K. S. K. Iyengar, *On Frullani integrals*. In Mathematical Proceedings of 127 the Cambridge Philosophical Society (Vol. 37, No. 1, pp. 9-13). Cambridge University Press, 128 Cambridge, UK, 1941.
- G. McLachlan, D. Peel, *Finite Mixture Models*. Wiley, 2000.
- G. R. Shorack, *Probability for Statisticians*. Springer, 2000.