

VaultxGPU: GPU-Accelerated Blockchain Consensus

Samuel Taiwo Fatunmbi
College of Computing
Illinois Institute of Technology
Chicago, USA
sfatunmbi@hawk.illinoistech.edu

Om Amit Gandhi
College of Computing
Illinois Institute of Technology
Chicago, USA
ogandhi1@hawk.illinoistech.edu

Luke Logan
College of Computing
Illinois Institute of Technology
Chicago, USA
llogan@illinoistech.edu

Abstract—Blockchain consensus mechanisms based on Proof-of-Work consume significant energy, with Bitcoin alone estimated at approximately 150 TWh per year. Proof-of-Space reduces this cost by replacing repeated computation with storage, but plot generation remains bottlenecked by CPU hashing throughput. Prior work on VaultX demonstrated a high-performance CPU-based Proof-of-Space plotter using multi-threaded Blake3 hashing, achieving plotting speeds 4 to 50x faster than Chia depending on hardware configuration. In this paper, we present VaultxGPU, a GPU-accelerated extension of the VaultX plotter that offloads the Blake3 hashing pipeline to the GPU using custom kernels. We implement the plotter in both CUDA for NVIDIA hardware and SYCL for AMD and Intel GPUs, keeping Table 1 entirely in GPU VRAM and fusing the sort and match stages into a single kernel to minimize data movement. We evaluate VaultxGPU across K-values 27 through 31 against CPU baselines. Our SYCL GPU implementation achieves a 59.2x speedup over a single-threaded CPU baseline, completing a K=31 plot in 45.4 seconds compared to 2688 seconds, and outperforms even the best 384-thread CPU configuration. These results confirm that GPU acceleration is the correct direction for scaling Proof-of-Space plotting beyond what CPU parallelism can achieve.

Index Terms—Blockchain, Proof-of-Space, GPU computing, CUDA, SYCL, Blake3, parallel hashing

I. INTRODUCTION

Blockchain networks rely on consensus mechanisms to ensure all participants agree on the state of a distributed ledger. The dominant mechanism, Proof-of-Work (PoW), requires

miners to repeatedly compute cryptographic hashes in a race to solve an arbitrary puzzle, consuming approximately 150 TWh of electricity per year in the case of Bitcoin alone [1], which is comparable to the annual energy consumption of many mid-sized countries. Proof-of-Space (PoSp) offers a more energy-efficient alternative by replacing repeated computation with storage. Miners pre-compute and store large plot files on disk, then respond to challenges by looking up matching entries rather than hashing on demand, reducing energy consumption by approximately 1000x [2]. However, the one-time cost of generating these plot files is itself bottlenecked by CPU hashing throughput, limiting how quickly a miner can begin participating in the network. Prior work on VaultX introduced a CPU-based PoSp plotter using multi-threaded Blake3 hashing that significantly outperforms existing implementations [3], yet even a high-end 192-core CPU costing upwards of \$10,000 is outpaced by a \$5,000 machine equipped with a single Tesla V100 GPU, a gap that motivates the GPU-accelerated approach presented in this paper.

A. Challenges

Accelerating Proof-of-Space plot generation on the GPU introduces several non-trivial engineering challenges. The first is parallelizing the Blake3 keyed hashing algorithm [4], which was designed for sequential CPU execution. In VaultxGPU, each of the 2^k nonces must be processed by an indepen-

dent GPU thread, requiring the hash to be computed entirely within a single thread’s register file with no shared state, a fundamental redesign of the data flow rather than a simple port. The second challenge is cross-vendor support: NVIDIA and AMD require entirely separate programming models. In the CUDA implementation [5], the 256-bit plot key is stored in `__constant__` memory and broadcast to all threads in a warp at zero memory bandwidth cost, while atomic bucket insertions are handled implicitly by the runtime. In the SYCL implementation [6], constant memory does not exist as a concept; the key must instead be allocated with `malloc_device` and passed as a pointer argument, introducing additional memory fetch overhead, and all atomic operations must be declared explicitly using fully-typed `sycl::atomic_ref` objects with defined memory ordering, scope, and address space. The third challenge is that the entire Table-1 data structure. All 2^k nonce-hash records organized into 2^{24} buckets which must reside in GPU VRAM throughout hashing and matching, as any intermediate transfer over PCIe would negate the GPU’s throughput advantage. At $K = 31$ this alone requires 24.7-GB of VRAM, pushing against the physical limits of even high-end hardware. Finally, the sort and match stage runs insertion sort entirely within a single thread per bucket, a deliberate simplicity tradeoff that becomes an $O(n^2)$ bottleneck as bucket sizes grow with K , contributing to the sharp rise in Sort/Table-2 time from 9–11% of total pipeline time at $K = 27$ – 29 to 34% at $K = 31$.

B. Contributions

VaultxGPU makes the following contributions to GPU-accelerated Proof-of-Space plotting. First, we design and implement a custom GPU kernel for Blake3 keyed hashing [4] that assigns one thread per nonce across the full 2^k nonce space, replacing the sequential CPU hashing pipeline

entirely and eliminating all inter-thread dependencies by computing each hash entirely within a single thread’s register file. Second, we provide dual backend implementation. CUDA [5] targeting NVIDIA hardware via `nvcc` and SYCL [6] targeting AMD and Intel GPUs via Intel oneAPI DPC++, sharing a common Blake3 kernel in `blake3_common.h` while adapting memory management, atomic semantics, and key storage to each programming model. Third, we fuse the sort and Table 2 generation stages into a single GPU kernel that operates entirely within shared memory per bucket, avoiding any intermediate global memory round-trip between the two stages and launching one block per bucket across all 2^{24} buckets simultaneously. Fourth, we integrate VaultxGPU into the VaultX Proof-of-Space consensus mechanism [3], producing plot files that are byte-compatible with the existing CPU VaultX prover, enabling GPU-generated plots to be searched directly without any format conversion. Finally, we present a detailed performance evaluation across K -values 27 through 31, comparing CUDA and SYCL GPU backends against both a naive single-threaded CPU baseline and the best 384-thread CPU configuration, and characterize per-stage bottlenecks in the pipeline across all tested K -values.

II. RELATED WORK

The work presented in this paper sits at the intersection of three active research areas which are energy-efficient blockchain consensus, Proof-of-Space protocol design, and GPU-accelerated cryptographic hashing. This section surveys the most relevant prior work in each area and positions VaultxGPU with respect to existing approaches, highlighting the gap that GPU-accelerated Proof-of-Space plotting fills.

A. Proof-of-Work and Its Energy Cost

Proof-of-Work (PoW) consensus, first introduced by Bitcoin [7], requires network participants to repeatedly compute SHA-

256 cryptographic hashes in search of a hash value below a dynamically adjusted target threshold. The computational difficulty of this puzzle is calibrated so that the network collectively finds a valid solution approximately once every ten minutes, ensuring a predictable block production rate regardless of total network hash power. While this mechanism provides strong security guarantees through its economic cost of attack, it achieves security at the direct expense of energy. As of 2021, the Bitcoin network alone consumed an estimated 143 TWh of electricity annually [1], a figure that places it on par with the total electricity consumption of countries such as Norway and Bangladesh. This energy expenditure is structurally wasteful, every hash computed during a mining round that does not meet the target is discarded immediately, contributing nothing to the network beyond demonstrating that work was performed. The introduction of application-specific integrated circuits (ASICs) optimized for SHA-256 hashing has further concentrated mining power and driven energy consumption upward, as miners are incentivized to deploy ever-increasing amounts of specialized hardware to remain competitive. Numerous alternative consensus mechanisms have been proposed to address this inefficiency, including Proof-of-Stake [8], which replaces computational work with economic stake, and Proof-of-Space [2], which replaces computation with storage. VaultxGPU builds on the Proof-of-Space direction, accepting its one-time plot generation cost as a worthwhile tradeoff against the ongoing energy drain of Proof-of-Work.

B. VaultX CPU Baseline

The VaultX CPU plotter [3], the direct predecessor to VaultxGPU, implements a four-stage pipeline as shown in Fig. 1: hash generation produces Table-1 by hashing all 2^k nonces using the Blake3 keyed hash algorithm [4] and storing

nonce-hash pairs into contiguous memory buckets, followed by an in-place sort within each bucket, a pairwise match stage that compares nonce pairs against a matching factor threshold to produce Table-2, and finally a sequential disk write phase that flushes the completed plot file to storage. The entire pipeline runs multi-threaded on CPU using standard POSIX threads, with all stages parallelized across available cores. As shown in Fig. 2, benchmarking was conducted on a 64-core server-grade machine, demonstrating that plotting time decreases consistently with thread count, dropping from 44.80 minutes on a single thread to 0.87 minutes at 384 threads for a K=31 plot. Compared against the Chia reference plotter [2], VaultX achieved 4 to 50x faster plot generation depending on thread count.

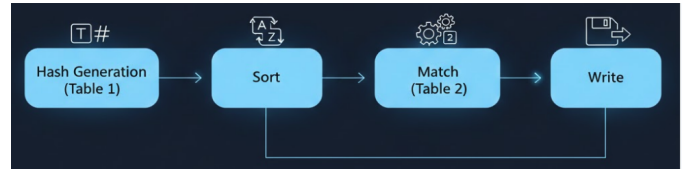


Fig. 1. VaultX CPU plotting pipeline: Hash Generation (Table 1) → Sort → Match (Table 2) → Write.

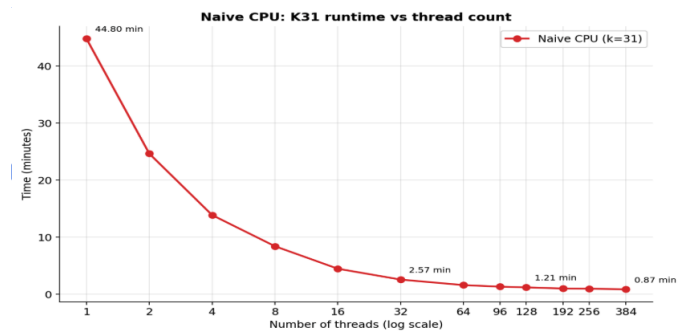


Fig. 2. VaultX CPU K=31 runtime vs. thread count across server-grade hardware, showing diminishing returns beyond 64 threads.

III. DESIGN

This section describes the design and implementation of VaultxGPU, a GPU-accelerated Proof-of-Space plotter built on top of the VaultX CPU baseline. We first present the

overall pipeline architecture and how computation is distributed between the GPU and CPU, followed by a detailed description of the CUDA implementation targeting NVIDIA hardware and the SYCL implementation targeting AMD and Intel GPUs. Both backends share a common Blake3 hashing kernel and produce byte-compatible plot files, differing only in how they handle memory management, atomic operations, and key storage.

A. VaultxGPU Architecture

VaultxGPU redesigns the VaultX plotting pipeline to offload the three compute-intensive stages entirely to the GPU, as illustrated in Fig. 3. In the hash generation stage, a custom Blake3 CUDA kernel launches one thread per nonce across the full 2^k nonce space, hashing each nonce independently and inserting the resulting nonce-hash pair into its corresponding bucket in GPU VRAM using atomic operations, producing Table-1 entirely on-device without any intermediate disk write. The sort and match stages are fused into a single GPU kernel, where each block is assigned one bucket, loads its nonces into shared memory, performs an insertion sort by hash value in shared memory, and then runs pairwise matching against an expected distance threshold to produce Table-2 records, with data never leaving shared memory between the two stages. Once Table-2 is complete, it is transferred from GPU VRAM to the host CPU over PCIe and written to disk in 4MB sequential chunks as a flat binary plot file. This design keeps all compute-heavy work on the GPU and limits PCIe traffic to a single transfer of the final output, minimizing the overhead of the CPU-GPU boundary.

B. CUDA Implementation (NVIDIA)

The CUDA implementation of VaultxGPU targets NVIDIA hardware and is compiled using `nvcc` against the NVIDIA



Fig. 3. VaultxGPU pipeline: Hash Generation and fused Sort+Match stages run entirely on the GPU in VRAM, with Table-2 transferred over PCIe to the CPU for disk write in 4MB sequential chunks.

microarchitecture directly for maximum hardware-specific optimization. The 256-bit plot key is stored in `__constant__` memory via `cudaMemcpyToSymbol`, which places it in the GPU’s broadcast cache and serves it to all threads in a warp at zero memory bandwidth cost. Table-1 generation launches one thread per nonce with a fixed block size of 256 threads, where each thread independently converts its global ID to a little-endian nonce, computes a Blake3 keyed hash, extracts the bucket index from the hash prefix, and atomically claims a slot in the corresponding bucket using `atomicAdd`, with memory ordering, scope, and address space all handled implicitly by the CUDA runtime. The fused Sort+Match kernel launches one block per bucket across all 2^{24} buckets, dynamically sizing shared memory per block as $RPB \times (\text{NONCE_SIZE} + \text{HASH_SIZE} + 8)$ bytes to hold nonces, hashes, and 64-bit sort keys entirely in shared memory. Following the sort and match phase, Table-2 is streamed to disk using a 256-MB pinned host staging buffer allocated via `cudaMallocHost`, which enables faster DMA transfers during the PCIe write phase compared to pageable host memory.

C. SYCL Implementation (AMD/Intel)

The SYCL implementation targets AMD and Intel GPUs using Intel oneAPI DPC++ and is designed to be portable across GPU vendors while also supporting a transparent fallback to host CPU execution when no compatible GPU device is detected. Unlike the CUDA

backend, SYCL provides no `__constant__` memory abstraction; the plot key is instead allocated on the device using `sycl::malloc_device` and passed as a pointer argument to each kernel, introducing an additional global memory fetch per kernel invocation compared to the CUDA constant memory broadcast. Atomic bucket insertions require explicit declaration of a fully-typed `sycl::atomic_ref` object with defined `memory_order::relaxed`, `memory_scope::device`, and `access::address_space::global_space` parameters, in contrast to the implicit atomics of the CUDA runtime. The SYCL backend also enforces a per-allocation size check against `max_mem_alloc_size` before attempting to allocate Table-1 and Table-2, as some drivers, including Intel Arc, cap individual allocations at approximately 4-GB regardless of total available VRAM. The fused Sort+Match kernel mirrors the CUDA structure using SYCL local memory accessors in place of CUDA shared memory, and `sycl::group_barrier` in place of `__syncthreads()`, with the disk write phase using a standard heap-allocated 256-MB staging buffer rather than pinned memory, as SYCL provides no direct equivalent to `cudaMallocHost`.

IV. EVALUATION

This section evaluates the performance of VaultxGPU across K -values 27 through 31, comparing the CUDA and SYCL GPU backends against both a naive single-threaded CPU baseline and the best multi-threaded CPU configuration. We measure total plotting time, per-stage pipeline breakdown, parallel efficiency, and scaling behavior as problem size doubles with each K -step, with the goal of characterizing where GPU acceleration provides the most benefit and where bottlenecks remain.

A. Experimental Setup

VaultxGPU was evaluated across two sets of testbeds corresponding to the CUDA and SYCL backends respectively. For the CUDA backend, experiments were conducted on two server-grade machines: the Mystic Eightsocket, equipped with eight 32GB VRAM Tesla V100 NVIDIA GPUs and a 192-core CPU with 770GB RAM, and the Mystic Epycbox, equipped with eight 16GB VRAM Tesla V100 NVIDIA GPUs and a 64-core CPU with 770GB RAM. For the SYCL backend, experiments were conducted on a 6-core Thermaltake PC with 48GB RAM, testing two GPU configurations: an AMD/ATI Vega 20 Radeon GPU with 16GB VRAM and an Intel DG2 Arc A770 GPU with 16GB VRAM. The CPU baseline results were obtained on the 64-core server-grade machine running the naive VaultX CPU plotter with thread counts ranging from 1 to 384. All implementations were evaluated across K -values 27 through 31, with each K -value doubling the problem size relative to the previous, and best-run times recorded across multiple runs for each configuration.

B. Overall Speedup at $K = 31$

Fig. 4 presents the speedup of all implementations at $K = 31$ relative to the naive single-threaded CPU baseline of 2688 seconds. The SYCL GPU achieves the best result at $59.2\times$ speedup (45.4 seconds), followed by CUDA GPU at $50.0\times$ (53.8 seconds). The best 384-thread CPU configuration achieves $51.5\times$ (52.2 seconds), comparable to CUDA GPU but at significantly higher hardware cost. The SYCL CPU fallback trails at $27.1\times$ (99.2 seconds), nearly double the runtime of either GPU implementation, confirming that the GPU-CPU performance gap widens as problem size increases.

C. Pipeline Stage Analysis

Fig. 5 presents the per-stage time breakdown of the CUDA GPU pipeline across K -values 27 through 31. The disk write

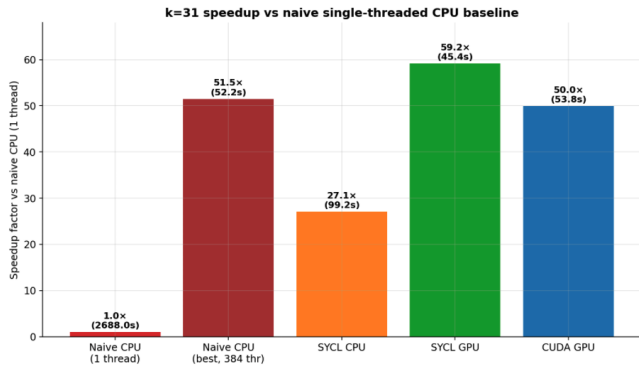


Fig. 4. Speedup at $K = 31$ relative to naive single-threaded CPU baseline (2688s) across all implementations.

stage dominates across all K -values, accounting for 80–82% of total time at $K = 27$ –29 and remaining the largest stage at $K = 31$ with 59%. The Sort/Table-2 stage grows from 11% at $K = 27$ to 34% at $K = 31$, reflecting the $O(n^2)$ insertion sort bottleneck as bucket sizes increase. Table-1 generation remains the smallest stage at 7–9% across all K -values, confirming that the Blake3 hashing kernel scales efficiently with problem size.

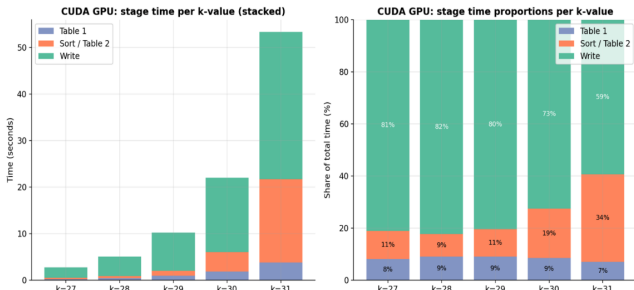


Fig. 5. CUDA GPU per-stage time breakdown across K -values 27–31, showing absolute runtimes (left) and proportional stage shares (right).

D. CPU vs. GPU Parallel Efficiency

Fig. 6 shows the actual versus ideal speedup and parallel efficiency of the naive CPU implementation at $K = 31$. While speedup improves consistently from 1 to 384 threads, it diverges sharply from ideal linear scaling beyond 16 threads, with parallel efficiency dropping from 100% at 1 thread to just 14% at 384 threads. The best CPU result of 52.2 seconds at 384 threads remains slower than the SYCL GPU at 45.4

seconds, confirming that additional CPU threads cannot close the performance gap with GPU acceleration.

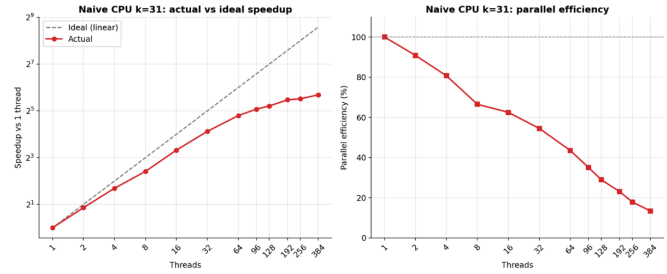


Fig. 6. Naive CPU $K = 31$ actual vs. ideal speedup (left) and parallel efficiency (right) across thread counts 1–384.

E. Scaling with Problem Size

Fig. 7 presents the runtime ratio $T(k + 1)/T(k)$ for both GPU implementations as problem size doubles with each K -step, with an ideal linear scaling ratio of 2.0 \times shown as a reference. The SYCL GPU maintains near-ideal linear scaling across all K -steps, with ratios of 1.95 \times , 2.01 \times , 2.02 \times , and 2.03 \times from $K = 27$ through $K = 31$, demonstrating that SYCL scales predictably as problem size grows. The CUDA GPU begins in the sublinear region at $K = 27 \rightarrow K = 28$ with a ratio of 1.72 \times , converges toward ideal at $K = 28 \rightarrow K = 29$ with 1.94 \times , and then enters the superlinear region at $K = 30 \rightarrow K = 31$ with a ratio of 2.40 \times , indicating that CUDA kernel management becomes increasingly inefficient at larger bucket sizes and higher K -values.

F. Cross-Implementation Runtime Comparison

Fig. 8 compares the best total runtime across all K -values for SYCL CPU, SYCL GPU, and CUDA GPU implementations. Both GPU implementations consistently outperform the SYCL CPU across all K -values, with the performance gap widening significantly as K increases. At $K = 27$ the SYCL CPU completes in 8.9 seconds compared to 2.8 seconds for SYCL GPU and 3.2 seconds for CUDA GPU. By $K = 31$, the SYCL CPU runtime nearly doubles to 99.2 while

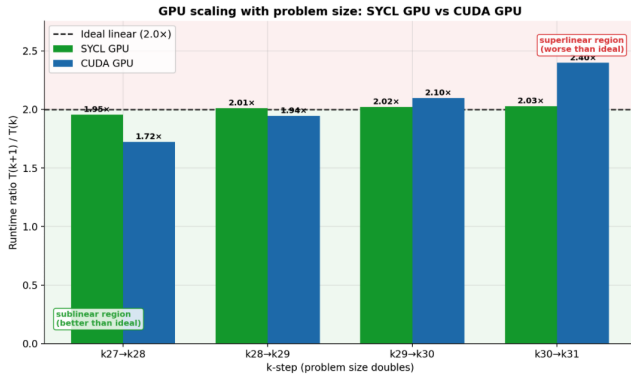


Fig. 7. GPU scaling with problem size: runtime ratio $T(k+1)/T(k)$ for SYCL GPU and CUDA GPU across K -steps 27–31, with ideal linear scaling at $2.0\times$.

SYCL GPU and CUDA GPU reach only 45.4 seconds and 53.8 seconds respectively, demonstrating that GPU runtimes scale far more gracefully than CPU runtimes as problem size grows. At $K = 30$, SYCL GPU and CUDA GPU achieve identical runtimes of 22.4 seconds, with the gap between the two opening only at $K = 31$ as CUDA kernel management degrades at larger bucket sizes.

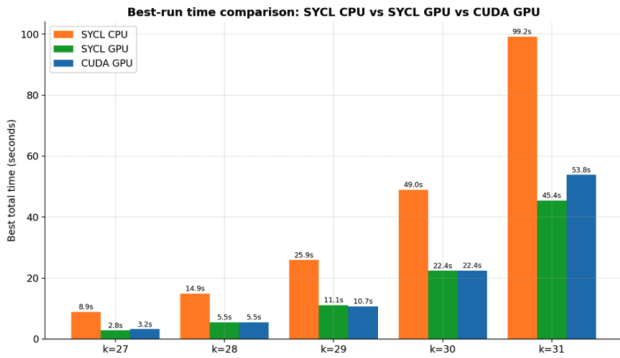


Fig. 8. Best-run time comparison across all K -values for SYCL CPU, SYCL GPU, and CUDA GPU implementations.

V. ANALYSIS AND CONCLUSION

VaultxGPU demonstrates that GPU acceleration is a viable and effective direction for Proof-of-Space plot generation. The SYCL GPU implementation achieves a $59.2\times$ speedup over a single-threaded CPU baseline at $K = 31$, completing a plot in 45.4 seconds compared to 2688 seconds, and outperforms

even the best 384-thread CPU configuration at a significantly lower hardware cost. The CUDA GPU implementation achieves $50.0\times$ speedup, confirming that both NVIDIA and AMD hardware can effectively accelerate the Blake3 hashing pipeline. These results establish GPU acceleration as the correct direction for scaling Proof-of-Space plotting beyond what CPU parallelism can achieve.

The most effective design decision was fusing the sort and Table-2 match stages into a single GPU kernel operating entirely within shared memory, eliminating any intermediate global memory round-trip between the two stages. SYCL’s portability across AMD and Intel hardware also proved to be a significant advantage, allowing a single codebase to target multiple GPU vendors with minimal changes. However, two design decisions did not perform as well as anticipated. The insertion sort running on a single thread per bucket introduced an $O(n^2)$ bottleneck that became increasingly significant at larger K -values, contributing to Sort/Table-2 growing from 11% of total pipeline time at $K = 27$ to 34% at $K = 31$. Additionally, CUDA kernel management degraded at larger bucket sizes, causing CUDA to fall into the superlinear scaling region at $K = 30 \rightarrow K = 31$ with a runtime ratio of $2.40\times$, well above the ideal $2.0\times$.

The most significant bottleneck identified across all K -values was disk I/O during the write phase, accounting for 59–82% of total pipeline time depending on K -value. This bottleneck persists regardless of GPU performance because the write stage runs entirely on the host CPU and is inherently sequential. If we were to redo this project, we would address this from the start by overlapping PCIe transfers with GPU computation using asynchronous CUDA streams, and by investigating direct NVMe write paths to reduce host CPU involvement in the write pipeline. We would also replace the single-threaded insertion sort with a GPU optimized parallel

sort algorithm such as radix sort or merge sort to eliminate the $O(n^2)$ bottleneck, and profile CUDA kernel occupancy earlier in development to close the performance gap with the SYCL implementation.

Future work will focus on three directions. First, replacing the insertion sort with a GPU-parallel sort algorithm to eliminate the $O(n^2)$ bottleneck that becomes the dominant cost at larger K -values. Second, optimizing the disk write pipeline by overlapping PCIe transfers with GPU computation and exploring direct NVMe write paths to reduce the 59–82% I/O overhead that currently dominates the pipeline. Third, extending VaultxGPU to support K -values beyond 31 through chunked VRAM tiling, which would allow the plotter to handle problem sizes that exceed the physical VRAM capacity of a single GPU without falling back to CPU execution.

ACKNOWLEDGMENT

The authors thank Dr. Luke Logan for supervision and the Illinois Institute of Technology College of Computing for providing the research infrastructure used in this project.

AUTHOR CONTRIBUTIONS

Om Amit Gandhi designed and implemented the CUDA backend targeting NVIDIA hardware, including the Blake3 hashing kernel, fused Sort+Match kernel, and pinned-memory disk write pipeline. Samuel Fatunmbi implemented the SYCL backend targeting AMD and Intel GPUs, conducted all benchmark experiments across K -values 27 through 31, and produced the performance figures and analysis presented in Section IV. Both authors contributed equally to the overall system architecture and the writing of this paper.

REFERENCES

- [1] “Bitcoin devours more electricity than many countries,” <https://www.ibtimes.com/infographic-bitcoin-devours-more-electricity-many-countries-3194694>, May 2021.
- [2] B. Cohen and K. Pietrzak, “The chia network blockchain,” https://www.chia.net/wp-content/uploads/2023/01/proof_of_space.pdf, Jan. 2023.
- [3] S. T. Fatunmbi and O. A. Gandhi, “VaultX: A CPU-based Proof-of-Space plotter,” 2026, Illinois Institute of Technology, unpublished.
- [4] J. O’Connor, J.-P. Aumasson, S. Neves, and Z. Wilcox-O’Hearn, “BLAKE3: One function, fast everywhere,” <https://github.com/BLAKE3-team/BLAKE3-specs/blob/master/blake3.pdf>, 2020.
- [5] NVIDIA Corporation, “CUDA C++ programming guide,” <https://docs.nvidia.com/cuda/cuda-c-programming-guide/index.html>, 2023.
- [6] Intel Corporation, “Intel oneapi DPC++ compiler,” <https://www.intel.com/content/www/us/en/developer/tools/oneapi/dpc-compiler.html>, 2023.
- [7] S. Nakamoto, “Bitcoin: A peer-to-peer electronic cash system,” <https://bitcoin.org/bitcoin.pdf>, 2008.
- [8] S. Dziembowski, S. Faust, V. Kolmogorov, and K. Pietrzak, “Proofs of space,” pp. 585–605, 2015.