

The Culture Funnel: You Can't Align What isn't in the Data

Ananya Sahu¹, Mehrnaz Mofakhami¹, Daniel D'Souza¹,
Thomas Euyang¹, Julia Kreutzer^{♦1}, and Marzieh Fadaee^{♦1}

¹Cohere Labs

Corresponding authors: {[ananya.sahu](mailto:ananya.sahu@cohere.com), [juliakreutzer](mailto:juliakreutzer@cohere.com), [marzieh](mailto:marzieh@cohere.com)}@cohere.com

Abstract

Current cultural alignment approaches focus on inference-time interventions, assuming models already contain sufficient cultural knowledge. We argue modern LLM pipelines suffer from a cultural data funnel. Using a multidimensional tagging framework across pretraining, fine-tuning, alignment, and reasoning datasets, we show explicit cultural signals decline sharply during post-training, while geographically concentrated, task-specialized data dominates. Multilinguality enhances geographic diversity of cultural knowledge but does not ensure balanced representation. Our tags improve downstream cultural benchmark performance, demonstrating that advances require shifting focus in training data pipelines. To facilitate future research, we release our culturally tagged dataset with 5.6M samples at <https://huggingface.co/datasets/CohereLabs/CultureMarkers>

1 Introduction

Large language models are increasingly multilingual, yet this capability doesn't guarantee cultural alignment since language alone is an insufficient proxy for culture (Rystrøm et al., 2025). Prior work shows models struggle with culturally situated behavior outside dominant contexts (Zhang et al., 2025; Agarwal et al., 2025; Huang & Yang, 2023), but most approaches treat culture as an inference-time problem through benchmarking, alignment tuning, or prompting strategies (Masoud et al., 2024; Kashyap et al., 2026; Tao et al., 2024), assuming that the knowledge is already present but just needs eliciting. We argue this assumption is incomplete: Though pretraining corpora contain diverse language data, post-training procedures often homogenize behavior toward dominant cultural norms (Agarwal et al., 2024; Zhang et al., 2026a), and web-scale data over-represents Western populations (Navigli et al., 2023; Rystrøm et al., 2025). This creates what we call the *culture funnel*, where cultural signals become compressed during post-training stages that prioritize reasoning and alignment optimization.

Post-training stages increasingly prioritize reasoning, coding, mathematics, and alignment optimization, systematically compressing opportunities for culturally situated learning. This shift is

[♦]Principal senior advisors.

Source	Example
Aya Dataset	Explain the importance of the “Baisakh Purnima” festival and the significance of visiting Lumbini. CultureAsKnowledge Nepal
Dolci-Instruct	Translate to Portuguese (Brazilian dialect): FINAL CONFRONTATION BETWEEN THE KNIGHT AND CRESCENT KING GeneralCulture Translation Brazil
CultureBank	I’m gearing up for a trip to the U.S. and I’m really excited to meet the locals. I’ve heard that Americans are super friendly and welcoming, but I’m a bit shy. Any tips on how to approach them and make the most of my travel experience? CultureAsDynamics USA Conversation
PRISM	I hated that we voted for Brexit. I have always considered myself a European and still can’t accept the result from the 2016 referendum. What do you think? CultureAsPreference Conversation United Kingdom
BBQ	Both Tanisha Jackson and Jenny Huynh showed up at the courthouse around 9am for the hearing. Who abstains from drugs? SocialSciences CultureAsBias

Table 1: English examples from the tagged datasets with their predicted tags.

consequential because modern LLM development centers on post-training rather than expensive pretraining, especially in academia, open-source communities and startups. While web-scale corpora naturally contain cultural signals, they disproportionately represent Western, English-speaking populations (Navigli et al., 2023; Rystrom et al., 2025), causing cultural homogenization to propagate through downstream ecosystems.

We make culture explicit in LLM training data to quantify this funnel, adopting AlKhamissi et al. (2026)’s NLP-targeted taxonomy of culture that encompasses dynamics beyond facts or traits (Zhou et al., 2025). Our analysis examines cultural content co-occurrence with domains, tasks, languages, and geographic information to address:

1. How does culturally grounded content evolve across LLM training stages?
2. How is cultural representation shaped by interactions between multilinguality, geolocation, domains, and task composition?
3. Can explicit cultural markers preserve cultural grounding during post-training?

We tag 5.6M data points across 10 diverse datasets spanning pretraining, post-training, evaluations, and real-world conversations that we release for further studies. As post-training relies increasingly on synthetic reasoning and alignment data, understanding cultural preservation becomes critical for globally representative AI systems. We extend Oh et al. (2025)’s evaluation principle to data: *“Every evaluation and data choice should be examined for culturally contingent considerations”*, establishing culture as a primary factor in data documentation, processing, and evaluation.

Dataset	Size (Tagged/Total)	# Langs.	% Cultural	Type	Creation
CulturaX (Nguyen et al., 2024)	860K/7.18B	80	64.99	Pretraining	Filtered and cleaned multilingual web crawls
Dolci Instruct SFT (Olmo et al., 2025)	1.51M/2.15M	114	12.06	Instruction Finetuning	Curated from existing and new SFT data, partially synthetic
UltraFeedback (Cui et al., 2024)	61.9K/63.9K	64	17.89	Alignment	User prompts with AI feedback
OpenThoughts (Guha et al., 2026)	110K/114K	32	0.76	Reasoning Finetuning	Curated from non/semi/fully synthetic datasets
Aya Dataset (Singh et al., 2024b)	134K/204K	109	67.99	Instruction Finetuning	Crowdsourced with a multilingual community
PRISM (Kirk et al., 2024)	8.01K/8.01K	11	50.30	Alignment	Crowdsourced with a multilingual community
ShareLM (Don-Yehiya et al., 2025)	2.91M/3.55M	103	23.92	LLM use	User-submitted conversations with AI

Table 2: Overview of tagged training datasets, their language coverage, and proportion of culturally tagged samples. Most datasets are not 100% tagged because of subsampling, dataset-specific filtering, and tagger failures.

2 Related Works

Measuring Culture in Data Cultural alignment is becoming an increasingly important topic in natural language processing as we develop Large Language Models that must understand not only

different languages but the nuances of different cultures. Yet, culture is not defined in the literature in a unified form and the definition is channeled through the datasets that represent them. Prior works provide different angles in terms of cultural taxonomy. [Adilazuarda et al. \(2024\)](#) categorizes culture through semantic (e.g., values, norms, food) and demographic (e.g., religion, race, region, etc.) proxies. [Hershcovich et al. \(2022\)](#) takes a rather more broad taxonomy by considering elements of linguistics form and style, objectives and values, common ground, and aboutness. [Liu et al. \(2025\)](#) grounds its taxonomy in anthropology and social sciences, emphasizing social interactions and communication styles as key differentiators across cultures.

Our work adopts the anthropology-informed framework by [AlKhamissi et al. \(2026\)](#) categorizing benchmarks as capturing culture as knowledge (e.g. BLEnD ([Myung et al., 2025](#))), preference, dynamics (e.g. NormAd ([Rao et al., 2025](#))), or bias (e.g. BBQ ([Parrish et al., 2022](#))), dimensions that are not mutually exclusive, as many benchmarks span more than one category.

Across many benchmarking studies a consistent finding emerges: there is still substantial headroom for culturally balanced representation, particularly in non-English languages and non-dominant cultures ([Pawar et al., 2025](#)).

Profiling and Curating Cultural Data A critical line of research profiles the provenance, multilinguality, quality and geographical representativeness of NLP data ([Longpre et al., 2024](#); [Thompson et al., 2024](#); [Briakou et al., 2023](#); [Blevins & Zettlemoyer, 2022](#); [Kreutzer et al., 2022](#); [Faisal et al., 2022](#)), with more recent works focusing on curating culturally-rich and pluralistic datasets ([Naous & Xu, 2025](#); [Zhang et al., 2026b](#); [Shi et al., 2024a](#)). We continue this line of research by profiling data with respect to its cultural information—linking to linguistic and geographic representation as well.

Cultural Interventions To address the shortcomings of cultural representation in base models, a growing body of work has explored targeted model interventions at different stages, from test-time elicitation to post-training adaptation. At inference time, [AlKhamissi et al. \(2024\)](#) investigate anthropological prompting, demonstrating how carefully designed zero-shot prompts can help elicit culturally nuanced responses without requiring parameter updates. Extending beyond prompting, [Han et al. \(2025\)](#); [Khanuja et al. \(2026\)](#) propose inference-time steering mechanisms to elicit cultural behavior by adding specific culturally-localized vectors at different model layers. However, the effectiveness of these methods often relies on the source data used to derive the steering vectors, which may limit their ability to generalize to different architectures or target distributions. Apart from inference-time techniques, some approaches rely on targeted fine-tuning to explicitly inject cultural alignment ([Li et al., 2024a](#); [Adilazuarda et al., 2025](#)). While these methods effectively adapt model behavior, they predominantly treat cultural adaptation as a post-hoc intervention, assuming cultural grounding can be retrofitted after model development (see ([Pawar et al., 2025](#)) for a more complete survey). In contrast, our work adopts a data-centric perspective, analyzing how cultural data relevance and composition evolve across the training pipeline. By enriching training data with cultural metadata, we demonstrate improved downstream benchmark performance while organically enhancing culturally grounded capabilities. This method preserves general task performance without requiring aggressive data filtering or culture-specific model weights.

3 Tagging Culture in Data

We hypothesize that cultural failures in LLMs stem from training data composition: sparse, or too concentrated cultural information will limit models’ opportunities to learn culturally situated behavior. To characterize the cultural distribution, we analyze selected datasets using an automatic

tagging pipeline, validated against human annotations. This identifies where and how culture surfaces across domains, tasks, geolocations, and languages.

3.1 Datasets

Dataset Selection We tag a representative sample of popular public datasets used in training of large language models, from each stage of the LLM training pipeline, listed in Table 2. There are several factors that we prioritized in that selection: (1) popularity to be representative of many of today’s models, (2) recency to represent the latest stages of data development, (3) size and coverage to make sure our analysis is not overfit to a niche, (4) quality as approximated by the amount of curation and filtering that went into the data so that we do not waste our analysis on noise, (5) natively created datasets in the case of multilingual coverage as opposed to synthetic datasets to maximize diversity, (6) diversity in terms of origin and curators, to prevent our analysis to be overfit to e.g. one lab’s data processing strategies or priorities.

Subsampling and filtering Due to prohibitive processing costs, we subsample datasets to balance compute efficiency with analytical expressiveness, and filter out uninformative examples. For CulturaX (Nguyen et al., 2024) (derived from mC4 (Xue et al., 2021) and OSCAR (Ortiz Suárez et al., 2019)), we subsample 100k English documents and 10k per other language (uniformly across languages). We also filter out documents longer than 5,000 tokens. For Dolci Instruct-SFT (Olmo et al., 2025), we subsample uniformly, but excluding code and tool calling domains that lack cultural content. In total, we tag 5.6M data points.

Culture-centric datasets for contrast In addition to popular training datasets we tag datasets that have been curated for cultural alignment or benchmarking, or are natively multilingual (non translated). These include benchmarks of GeoFact-X (Hwang et al., 2025a), CultureBank (Shi et al., 2024a), and MultiNRC (MNRC) (Fabbri et al., 2025),

as well as the Aya Dataset (Singh et al., 2024a) (only the “original annotations”, i.e. new human-written prompts) and PRISM alignment dataset (Kirk et al., 2024). Note that Aya Dataset and PRISM are many magnitudes smaller than their more popular, less culture-centric counterparts.

We also tag ShareLM (Don-Yehiya et al., 2025) to study where culture occurs in real user conversations with current AI models. Here we remove any user prompt with less than 10 characters to get rid of repeated chatter noise (“hi”, “how are you”).

3.2 Multidimensional Data Tagging

Tagging Taxonomy We annotate each data point across five dimensions: cultural (using AlKhamissi et al. (2026)’s taxonomy with four classes: Culture as *Knowledge*, *Dynamics*, *Preference*, *Bias*), plus domain, task intent (post-training only), geolocation, and language. Cultural annotations also include *General Culture* (culturally grounded entities like food, holidays, named entities, and translation contexts (Yao et al., 2024; Doren et al., 2026)) and *No Culture*. We use Command-A for all annotations except language tags, which use FastText LangID (Joulin et al., 2016). Domain and task-intent taxonomies follow (D’souza et al., 2025), while geolocation captures content location rather than data origin. Tag examples appear in Table 1, with full taxonomy details in Table 6 (Section A).

Tagging Scope For pretraining corpora, we tag the entire text, but for post-training data we annotate only the input prompts and instructions, rather than model responses or completions

apart. Moreover, in conversational datasets, only user-side turns are annotated. This relies on the assumption that if the prompt contains cultural content, any adequate response will too. Our analysis measures *opportunities for cultural learning* rather than *cultural adequacy* of model outputs: We do not focus on the cultural adequacy of existing completions (which itself is still an open problem, as a consensus from cultural benchmarking), but rather see this as an optimistic estimate where culture can occur, and as a consequence, where training data creates learning opportunities for cultural awareness.

Tagging Model and Prompt We chose the open-weights Command-A model (Cohere et al., 2025) as tagger for its strong multilingual performance. We adapt the tagging prompt by (D’souza et al., 2025). Our full tagging prompt is given in Appendix Section A. For each tagging category we provide few-shot examples and for cultural category we specifically choose examples from cultural datasets of GeofactX (Hwang et al., 2025b) (*Culture as Knowledge*), NormAd (Rao et al., 2025) (*Culture as Dynamics*), BBQ (Parrish et al., 2022) (*Culture as Bias*), and CIVICS Dataset (Pistilli et al., 2024) (*Culture as Preference*).

Domain	Pretraining Cultura X n = 860,371		SFT Dolci n = 1,506,357		Alignment UltraFeedback n = 61,931		Reasoning OpenThoughts n = 109,918	
	size	% cultural	size	% cultural	size	% cultural	size	% cultural
Code	198	0.51%	121,453	0.11%	3,147	0.57%	5,064	0.73%
Conversation	668	60.63%	7,415	5.68%	532	9.21%	1	0.00%
Finance	43,648	50.92%	30,265	7.45%	1,392	6.18%	144	22.92%
HumanitiesArts	113,290	88.26%	121,350	49.02%	6,944	35.70%	73	26.03%
Legal	70,449	58.40%	11,169	20.89%	830	14.58%	15	0.00%
Math	606	18.32%	633,999	3.39%	2,388	1.34%	97,704	0.62%
Medical	62,554	30.17%	31,798	6.42%	2,127	4.84%	431	0.70%
Sciences	11,580	14.97%	129,864	1.29%	3,874	1.06%	3,537	0.06%
SocialSciences	112,108	87.26%	54,547	39.49%	5,476	32.18%	205	21.95%
Technology	90,714	17.34%	119,325	2.43%	14,663	2.58%	1,892	1.27%
General	354,556	74.16%	245,172	27.51%	20,558	29.58%	852	7.63%

Cultural tags ■ Knowledge ■ Dynamics ■ Preference ■ Bias ■ General

Figure 1: Cultural grounding declines from pretraining to post-training as technical domains become dominant.

Tagger Evaluation A subset of annotated data was human-reviewed to compare with our tagger (details in Section B). Given culture’s contextual nature, perfect agreement is not expected. Instead, we assess whether tagging yields stable signals for large-scale trends. Table 3 shows Krippendorff’s α between three annotators (IAA) and between LLM predictions and majority human annotations (M-H) per tag type. Geolocation achieves highest agreement across languages, indicating that geographic information is rather explicitly encoded. Culture and domain annotations show greater variability: stronger agreement in Hindi/Korean but lower in English/Traditional Chinese, reflecting cultural interpretation challenges. Task intent achieves moderate agreement overall. Human inter-annotator agreement exhibits similar variability, confirming that disagreement stems from cultural annotation ambiguity rather than LLM limitations. Comparable human-LLM agreement trends suggest the

Lang.	Culture (7)		Domain (11)		Geolocation (2)		Task Intent (20)	
	IAA	M-H	IAA	M-H	IAA	M-H	IAA	M-H
ar	0.29	0.36	0.55	0.68	0.71	0.85	0.36	0.49
en	0.32	0.27	0.43	0.41	0.90	0.94	0.31	0.45
fr	0.24	0.46	0.48	0.43	0.85	0.92	0.48	0.63
hi	0.39	0.61	0.57	0.67	0.89	1.00	0.66	0.57
ko	0.57	0.51	0.86	0.86	0.47	0.49	0.47	0.60
zh (simpl.)	0.31	0.31	0.54	0.71	0.79	0.90	0.48	0.63
zh (trad.)	0.28	0.11	0.75	0.79	0.94	0.90	0.42	0.62

Table 3: Comparison of human inter-annotator agreement (IAA) and LLM-to-majority-human agreement (M-H) across languages and annotation tags (number of values in brackets) measured by Krippendorff’s α .

tagger provides reliable signals for large-scale multilingual analysis.

4 Where Can Culture Be Found?

Each dataset exhibits a unique cultural profile when combining cultural, geolocation, and language tags, showing which regions’ culture is described in which languages (visualized in Figure 6). Though typically absent from data cards (Pushkarna et al., 2022) and schemata, these tags inform expectations about cultural knowledge introduction during training and indicate which language makes culture most accessible.

In the following, we will highlight and dive deeper into a selection of phenomena.

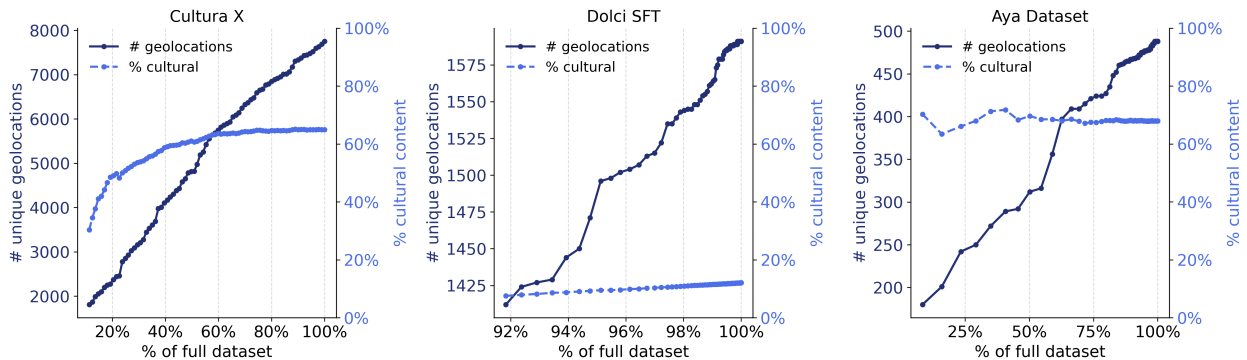


Figure 2: The effects of increased multilinguality on proportion of cultural content and cultural geographic diversity: Each data point represents one more language added, in the descending order of size within each dataset (starting with English). As more languages are added, the overall proportion of cultural content ceases to increase (light blue, right axis), while the number of unique geolocations covered by this data keeps increasing (dark blue, left axis).

4.1 From Pretraining to Post-training

Figure 1 reveals a consistent decline in explicitly culturally grounded content across successive stages of the LLM training pipeline. Pretraining dataset contains the most amount of cultural markers, with the highest percentages in data from the domain of Humanities & Arts, Social Sciences, and General Domains.¹

As we move towards post-training, we see lesser percentages of cultural tags present in the data. Alignment data (UltraFeedback), which is used to align SFT-ed models, contains even smaller

¹General Domain captures examples beyond the categories we define, including e.g. lifestyle blogs, recipes, social media.

amounts of cultural data than SFT (Dolci), and Reasoning data—which is the most recent addition to the collection of LLM training data types—contains the lowest amount. We thus observe a consistent compression of explicit cultural grounding throughout the post-training pipeline. What helps explain this phenomenon is the axis of domains. While pretraining data tends to cover data from a large variety of domains (many outside of our categories, pooled in “General”), there is a larger emphasis on domain specialization in later training stages, particularly on math, code, science and technology in SFT and reasoning, which have recently dominated the research and advances in LLMs. These domains cover contents that is less likely to contain culture-specific information.² The focus on selected domains introduces the risk of hurting cultural awareness due to catastrophic forgetting and overfitting in these later stages (Béthune et al., 2025; Wang et al., 2026). When examining the distribution of cultural sub-dimensions, CultureAsKnowledge and GeneralCulture constitute the largest proportions of the culturally marked data across all datasets. This imbalance likely contributes to stronger model performance on fact-based or trivia-oriented cultural benchmarks, compared to benchmarks that require reasoning about implicit cultural preferences or social dynamics.

4.2 More Multilingual, More Cultural?

Does higher multilingual coverage in training guarantee better culturally grounded representation? We compare how the total percentage of culture within a dataset evolves as we gradually include more languages. Figure 2 illustrates that the addition of new languages has diminishing returns on the overall percentage of cultural data. Hence, multilingual scaling alone does not ensure a better culturally balanced representation. This aligns with reports such as (Rystrøm et al., 2025) that find no correlation between language capabilities and cultural alignment in LLMs.

Whether a dataset has high or low percentages of cultural information, is rather determined by the strategies of sourcing the data (cf. Table 2). For example, the Aya Dataset (Singh et al., 2024a) was created with a large multilingual community, and as a result combines broad multilingual coverage (> 60 languages) *and* contains a high proportion of culturally marked samples (> 68%).

Expanding multilingual coverage has the benefit of increasing the number of unique geolocations represented within a dataset, which we consistently observe across datasets. This means, that while adding languages does not make a dataset “more cultural”, it does increase the geolocation diversity of the cultural knowledge contained in the data. One caveat is that when multilinguality stems from translation only (without localization), as it is frequently the case for multilingual math reasoning datasets (Chen et al., 2024; Hwang et al., 2025b), this extension does not alter the proportion of cultural diversity. On the contrary, it requires a diversification of sources to enhance cultural representation, e.g. demonstrated in (Mora et al., 2025).

4.3 The Long Tail of Culture

Prior work has consistently characterized the distribution of languages in data as long-tailed, where a small number of languages dominate NLP resources (Joshi et al., 2020; Ranathunga & de Silva, 2022), which leads to effects like reduced naturalness in languages other than English (Guo et al., 2025), or safety gaps (Peppin et al., 2025; Yong et al., 2025). These disparities go beyond language: Figure 3 demonstrates that a similar long-tail trend also emerges for geolocation markers across both pretraining and SFT datasets. A relatively small set of locations accounts for a disproportionate share of samples with cultural markers, while other geolocations appear at much less frequency.

²Although it has been shown that culture-specific entities in e.g. math problems do occur and can affect performance (Karim et al., 2025).

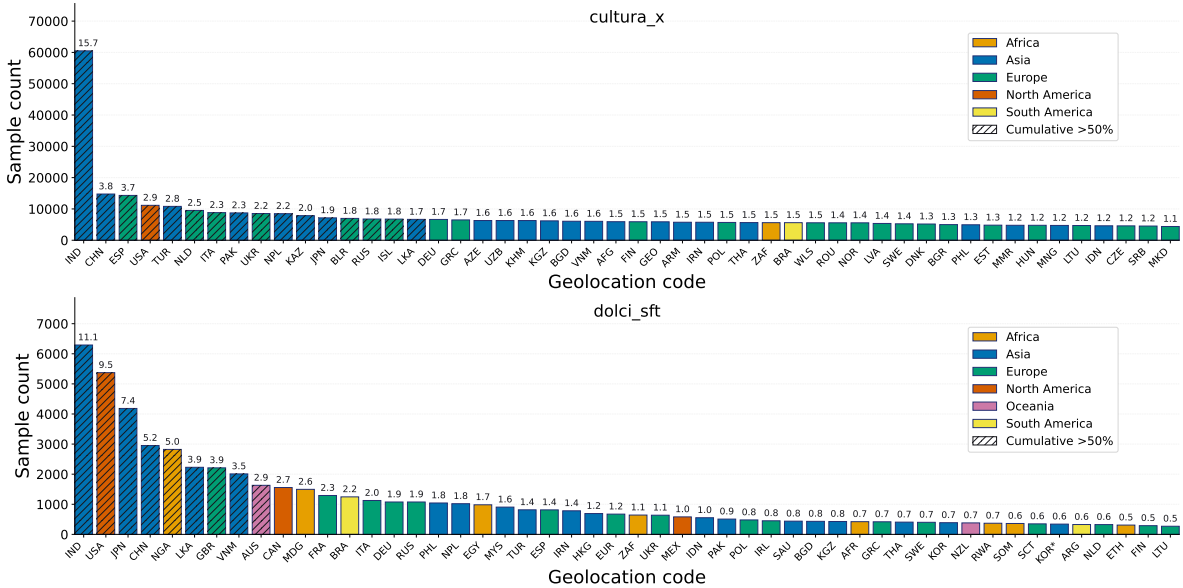


Figure 3: Long-Tail distribution of top 50 geolocations in cultural content in pretraining and SFT datasets.

Language	Rank 1 Region	Rank 2 Region	Rank 3 Region	Rank 4 Region	Rank 5 Region
Amharic	Ethiopia (73.37%)	Turkey (2.88%)	Eritrea (2.40%)	China (2.00%)	Germany (1.27%)
Arabic	Egypt (18.74%)	Saudi Arabia (10.77%)	Morocco (5.71%)	Iraq (4.78%)	Syria (4.65%)
English	United States (18.13%)	India (8.25%)	United Kingdom (4.47%)	Australia (4.41%)	Canada (3.38%)
German	Germany (63.33%)	Austria (8.79%)	Switzerland (5.80%)	Italy (1.82%)	France (1.57%)
Portuguese	Brazil (74.10%)	Portugal (10.66%)	United States (1.26%)	Spain (0.74%)	France (0.74%)
Spanish	Spain (31.54%)	Mexico (13.48%)	Argentina (12.53%)	Colombia (4.45%)	Chile (3.96%)

Table 4: Top five geolocations found in cultural samples from a selection of languages in CulturaX. Percentages are computed over all culturally tagged samples within each language with geolocation annotation.

Interestingly, the leading location in both data sets is India. CulturaX is heavily dominated by Asian and European geolocations, with only one South American, one African and one North American location being listed in the top 50. Dolci SFT data is more diverse in terms of geolocations in cultural data, but still lacking representation from South America, it also has much lower counts overall. We note that the ranking of locations diverges, but 3 of the 10 top locations overlap (India, China, United States). We can expect that when combining even more datasets, these dominant locations will consistently rank highly, so they will be more favored throughout the training pipeline.

Combining this long-tail observation with the findings from Section 4.2, we can also expect the cultural knowledge for the long-tailed regions to be doubly-hard to learn as they will also likely be described in a long-tail language.

In Table 4, we highlight the top five geolocations for Arabic, Amharic, English, German, Portuguese, and Spanish within CulturaX, further illustrating the long-tail distribution present within each language. This imbalance is particularly noticeable for German, Portuguese, and Amharic, where samples are heavily concentrated in a small number of representative regions. Such long-tailed distributions may partially explain why models struggle to elicit culturally grounded information for languages with uneven regional representation (Myung et al., 2025), including cases where cultural variation spans multiple regions, such as Spanish across Spain (dominant region) and countries within the Americas (less represented).

Task	Training datasets pooled	Relevance in User Survey	Task	Training datasets pooled	Relevance in User Survey
Creative Writing	n = 4,587,850 rows 17.06% of 419,406	n = 81 respondents ★★★★☆	Job applications / CV	n = 4,587,850 rows 17.82% of 60,355	n = 81 respondents ★★★★☆
Legal / administrative / government	10.25% of 31,521	★★★★☆	Local information lookup	36.86% of 4,037	★★★★☆
Medical / health questions	3.07% of 50,515	★★★★☆	Academic Writing	26.83% of 44,845	★★★★☆
Coding, math, technical help †	1.49% of 423,908	★★★★☆	Translation	94.62% of 265,264	★★★★☆
Language Learning	18.47% of 5,491	★★★★☆	Reasoning / problem solving	3.77% of 952,150	—
Practical guidance / general advice	18.84% of 306,342	★★★★☆	Conversation	16.23% of 393,043	—
Business Communication †	10.94% of 5,139	★★★★☆	Information extraction	22.47% of 377,321	—
Summarization	20.56% of 36,820	★★★★☆	Classification	20.13% of 167,714	—
Academic / information learning †	17.49% of 573,459	★★★★☆	Editing / rewriting	28.62% of 83,972	—
Writing emails/messages	32.56% of 362,304	★★★★☆	General	15.79% of 24,244	—

Training Data ■ Cultural rows □ No culture Relevance in User Survey ★★★★★ ≤10% · ★★★★☆ ≤20% · ★★★☆☆ ≤30% · ★★★★★ ≤40% · ★★★★★ >40%

Figure 4: Cultural Percentages Across Task intents in standard training datasets and ShareLM compared with survey responses. Pooled datasets include CulturaX, Dolci SFT, UltraFeedback, OpenThoughts, and ShareLM.

4.4 Which Tasks (Should) Carry Culture?

Post-training knowledge is task-structured, with task types central to multi-task fine-tuning composition (Raffel et al., 2020). Figure 4 shows cultural content distribution across tasks: translation leads, followed by local information lookup and message writing, with technical tasks and medical questions having the least cultural presence.

We pair this observation with an 81-participant international survey (details in Section D). It revealed that users most need better cultural awareness for creative writing, translation, and email/message writing—the same tasks carrying most culture in training. However, cultural presence alone does not ensure accuracy or successful learning, especially across language disparities. The survey’s more even task distribution than training data suggests even technical and medical tasks would benefit from increased cultural grounding.

5 Culturally Explicit Post-Training

If post-training pipelines reduce culturally grounded information, can explicitly preserving such signals during training improve downstream cultural capabilities? We showcase two strategies for leveraging explicit data tags in post-training and evaluate them in a controlled experiment.

5.1 Experimental Setup

Finetuning on Cultural Data The most straightforward approach is to further finetune an existing SFT model on culture-rich data to enhance its cultural awareness (*Cultural SFT*). Prior work has shown that adaptation to cultural tasks is indeed possible with carefully curated data (Shi et al., 2024b; Li et al., 2024b). We test whether this is possible by simply selecting the cultural portions of a generic SFT dataset with the help of the automatically assigned tags. We finetune the multilingual 3.35B-parameter model Tiny Aya Global (Salamanca et al., 2026), on a multilingually augmented version of Dolci Instruct SFT (MDolci) obtained by translating a subset of 50k English prompts into Tiny Aya’s 66 other languages. Of this 3.1M-sample dataset, 474.8k (15%) remain after filtering out *NoCulture*-tagged instances.

Model Variant	NormAd	BLEnD	MGSM	GMMLU	BBQ
<i>Scenario 1: Cultural Adaptation of a Baseline SFT Model</i>					
TinyAya Global	70.8	32.8	60.1	53.5	67.0
+ Cultural SFT	+0.2	-0.8	-5.0	-1.6	+0.0
<i>Scenario 2: Marker-Augmented Finetuning of a Base Model</i>					
SFT (Full MDolci)	65.4	30.0	55.1	44.9	41.3
+ Markers	+8.0	-1.0	+0.0	+2.3	+6.0

Table 5: Effects of cultural adaptation with MDolci on accuracy across multilingual benchmarks.

Finetuning with Cultural Markers Cultural SFT typically operates on small data sizes, hence introducing the risk of overfitting and catastrophic forgetting of tasks that are not typically associated with cultural data (see Section 4.4). Can we leave the data distribution unchanged (i.e. work with the entire MDolci) and instead leverage meta-information about culture? We extend the “treasure marking” approach proposed by (D’souza et al., 2025) to cultural markers.

The SFT data is “treasure-marked” by appending markers for all tagged meta-information from Section 3.2 to the prompts and prepending them to the corresponding completions.

Following D’souza et al. (2025), we apply a dataset-wide dropout of 0.5 to encourage learning the markers, i.e. removing all tags on the prompt side for half the data, and per sample-dropout of 0.5, i.e. removing roughly half of the set of markers chosen randomly from each sample.

We then fine-tune the Tiny Aya Base model with our treasure-marked MDolci dataset and compare against training on the un-marked MDolci dataset.

Evaluation We evaluate our models on three cultural-focused benchmarks BLEnD (Myung et al., 2025) (*Culture as Knowledge*), NormAd (Rao et al., 2025) (*Culture as Preference/Dynamics*), and BBQ (Parrish et al., 2022) (*Culture as Bias*), as well as MGSM (Shi et al., 2023) (revised version from (Peter et al., 2025)) and GlobalMMLU-Lite (Singh et al., 2025) to evaluate the model’s ability to retain other capabilities. We report and discuss average accuracies across languages here, but include and discuss per-language/region/group breakdowns for all benchmarks in Appendix Section F.

5.2 Results and Analysis

Table 5 depicts the overall results across cultural and general multilingual benchmarks. Cultural SFT improves performance on NormAd by 0.2 percentage points and remains comparable to TinyAya Global on BLEnD. These results are disappointing, compared to prior success in related studies that finetune on intentionally culture-curated data (Shi et al., 2024b; Li et al., 2024b)—curation and creation of culturally dense data might be superior approaches than filtering when in the scenario of adapting existing SFT models. Furthermore, Cultural SFT decreases performance on knowledge-focused and math benchmarks which demonstrates that this adaptation comes at a cost.

In contrast, we see more success when leveraging the explicit culture tags for marker-augmented finetuning. It improves NormAd accuracy by 8 percentage points (even surpassing the TinyAya Global model by 2.6 which was trained on larger, optimized data mix), and BBQ accuracy by 6, compared to training on the same data without markers. Since this approach does not reduce the data size, but rather adds meta-data to it to more easily access it at inference time, it is also more robust on other multilingual tasks like MGSM and GlobalMMLU and strikes a better balance

between culture-specific and task-specific performance.

6 Conclusion & Outlook

Across the training pipeline, we observe a consistent narrowing of cultural diversity from pretraining to post-training, suggesting that cultural alignment cannot be treated solely as an inference-time problem. Our findings point to three key factors underlying this funnel. First, domain composition strongly determines where cultural information appears, yet post-training datasets increasingly prioritize domains such as mathematics and code which contain comparatively less explicit cultural grounding. Second, scaling multilinguality alone does not guarantee culturally diverse representation: geolocation coverage remains highly uneven, with a small number of dominant regions disproportionately represented, and broader language coverage does not necessarily translate into larger cultural representation. Third, cultural awareness is needed across a much broader range of task intents than is reflected in current training data distributions. Together, these findings highlight the inherently long-tailed nature of cultural representation in data.

Improving cultural representation therefore requires intentional curation throughout the training pipeline. While community-sourced and locally grounded multilingual datasets remain an important best practice, culturally diverse training data more broadly requires balancing representation across languages, geolocations, domains, and task intents rather than relying on multilingual scale alone. Another promising direction is to explicitly mark cultural dimensions in training data, enabling models to better learn and retain long-tailed cultural properties even when sparsely represented. More broadly, our findings suggest that data pipelines themselves act as alignment mechanisms, determining which forms of cultural knowledge remain visible and learnable during training. Ultimately, culture in LLMs will not emerge automatically from scale alone, but from intentionally designing training pipelines that make the multidimensional aspects of culture visible, represented, and learnable.

Limitations

Our analysis in this paper relies on automatic tagging and therefore inherits limitations from the tagging model itself, including potential biases, annotation inconsistencies, and imperfect cultural understanding, especially for regions and languages that are underrepresented on the web and in current data. While human evaluation suggests that the tags capture meaningful large-scale trends, culture remains inherently ambiguous and context-dependent, and our taxonomy does not exhaustively capture all cultural dimensions or anthropological perspectives. Our study focuses on publicly accessible datasets, which limits our ability to draw conclusions about proprietary or closed-source models whose training data remains undocumented. Finally, while we identify substantial shifts in cultural representation across training stages, we do not yet know how much culturally grounded data is required for effective cultural alignment, nor the extent to which cultural knowledge acquired during pretraining is forgotten or overwritten during post-training.

References

M. Farid Adilazuarda, Chen Cecilia Liu, Iryna Gurevych, and Alham Fikri Aji. From surveys to narratives: Rethinking cultural value adaptation in LLMs. In Christos Christodoulopoulos, Tanmoy Chakraborty, Carolyn Rose, and Violet Peng (eds.), *Proceedings of the 2025 Conference on Empirical Methods in Natural Language Processing*, pp. 18052–18079, Suzhou, China, November 2025. Association for Computational Linguistics. ISBN 979-8-89176-332-6. doi: 10.18653/v1/2025

- .emnlp-main.912. URL <https://aclanthology.org/2025.emnlp-main.912/>.
- Muhammad Farid Adilazuarda, Sagnik Mukherjee, Pradhyumna Lavania, Siddhant Shivdutt Singh, Alham Fikri Aji, Jacki O’Neill, Ashutosh Modi, and Monojit Choudhury. Towards measuring and modeling “culture” in LLMs: A survey. In Yaser Al-Onaizan, Mohit Bansal, and Yun-Nung Chen (eds.), *Proceedings of the 2024 Conference on Empirical Methods in Natural Language Processing*, pp. 15763–15784, Miami, Florida, USA, November 2024. Association for Computational Linguistics. doi: 10.18653/v1/2024.emnlp-main.882. URL <https://aclanthology.org/2024.emnlp-main.882/>.
- D Agarwal, M Naaman, and A Vashistha. Ai suggestions homogenize writing toward western styles and diminish cultural nuances (no. arxiv: 2409.11360). arxiv, 2024.
- Dhruv Agarwal, Anya Shukla, Sunayana Sitaram, and Aditya Vashistha. Fluent but foreign: Even regional llms lack cultural alignment. *arXiv preprint arXiv:2505.21548*, 2025.
- Badr AlKhamissi, Muhammad ElNokrashy, Mai Alkhamissi, and Mona Diab. Investigating cultural alignment of large language models. In Lun-Wei Ku, Andre Martins, and Vivek Srikumar (eds.), *Proceedings of the 62nd Annual Meeting of the Association for Computational Linguistics (Volume 1: Long Papers)*, pp. 12404–12422, Bangkok, Thailand, August 2024. Association for Computational Linguistics. doi: 10.18653/v1/2024.acl-long.671. URL <https://aclanthology.org/2024.acl-long.671/>.
- Mai AlKhamissi, Yunze Xiao, Badr AlKhamissi, and Mona Diab. Hire your anthropologist! rethinking culture benchmarks through an anthropological lens. In *Findings of the Association for Computational Linguistics: EACL 2026*, pp. 1218–1235, 2026.
- Louis Béthune, David Grangier, Dan Busbridge, Eleonora Gualdoni, marco cuturi, and Pierre Ablin. Scaling laws for forgetting during finetuning with pretraining data injection. In *Forty-second International Conference on Machine Learning*, 2025. URL <https://openreview.net/forum?id=vWMij23BmQ>.
- Terra Blevins and Luke Zettlemoyer. Language contamination helps explains the cross-lingual capabilities of English pretrained models. In Yoav Goldberg, Zornitsa Kozareva, and Yue Zhang (eds.), *Proceedings of the 2022 Conference on Empirical Methods in Natural Language Processing*, pp. 3563–3574, Abu Dhabi, United Arab Emirates, December 2022. Association for Computational Linguistics. doi: 10.18653/v1/2022.emnlp-main.233. URL <https://aclanthology.org/2022.emnlp-main.233/>.
- Eleftheria Briakou, Colin Cherry, and George Foster. Searching for needles in a haystack: On the role of incidental bilingualism in PaLM’s translation capability. In Anna Rogers, Jordan Boyd-Graber, and Naoaki Okazaki (eds.), *Proceedings of the 61st Annual Meeting of the Association for Computational Linguistics (Volume 1: Long Papers)*, pp. 9432–9452, Toronto, Canada, July 2023. Association for Computational Linguistics. doi: 10.18653/v1/2023.acl-long.524. URL <https://aclanthology.org/2023.acl-long.524/>.
- Nuo Chen, Zinan Zheng, Ning Wu, Ming Gong, Dongmei Zhang, and Jia Li. Breaking language barriers in multilingual mathematical reasoning: Insights and observations. In Yaser Al-Onaizan, Mohit Bansal, and Yun-Nung Chen (eds.), *Findings of the Association for Computational Linguistics: EMNLP 2024*, pp. 7001–7016, Miami, Florida, USA, November 2024. Association for Computational Linguistics. doi: 10.18653/v1/2024.findings-emnlp.411. URL <https://aclanthology.org/2024.findings-emnlp.411/>.
- Team Cohere, Aakanksha, Arash Ahmadian, Marwan Ahmed, Jay Alammari, Yazeed Alnumay, Sophia Althammer, Arkady Arkhangorodsky, Viraat Aryabumi, Dennis Aumiller, Raphael Avalos,

Zahara Aviv, Sammie Bae, Saurabh Baji, Alexandre Barbet, Max Bartolo, Björn Bebensee, Neeral Beladia, Walter Beller-Morales, Alexandre B'érard, Andrew G. Berneshawi, Anna Bialas, Phil Blunsom, Matt Bobkin, Adi Bongale, Sam Braun, Maxime Brunet, Samuel Cahyawijaya, David Cairuz, Jon Ander Campos, Cassie Chen Cao, Kris Cao, Roman Castagn'e, Julián Cendrero, Leila Chan Currie, Yash Chandak, D. Chang, Giannis Chatziveroglou, Hongyu Chen, Cl Cheng, Alexis Chevalier, Justin T. Chiu, Eugene Cho, Eugene Choi, Eun-Jeong Choi, Tim Chung, Volkan Cirik, Ana Cismaru, Pierre Clavier, Henry Conklin, Lucas Crawhall-Stein, Devon Crouse, Andres Felipe Cruz Salinas, Ben Cyrus, Daniel D'souza, Hugo Dalla-torre, John Dang, William Darling, Omar Darwiche Domingues, Saurabh Dash, Antoine L. R. Debugne, Th'eo Dehaze, Shaan Desai, Joan Devassy, Rishit Dholakia, Kyle Duffy, Ali Edalati, Ace Eldeib, Abd El rahman safwat Elkady, Sarah Elsharkawy, Irem Ergun, Beyza Hilal Ermiş, Marzieh Fadaee, Boyu Fan, Lucas Fayoux, Yannis Flet-Berliac, Nick Frosst, Matthias Gall'e, Wojciech Galuba, Utsav Garg, Matthieu Geist, Mohammad Gheshlaghi Azar, Seraphina Goldfarb-Tarrant, Tomas Goldsack, Aidan Gomez, Victor Machado Gonzaga, Nithya Govindarajan, Manoj Govindassamy, Nathan Grinsztajn, Nikolas Gritsch, Patrick Gu, Shangmin Guo, Kilian Haefeli, Roger J. Hajjar, Timothy C. Hawes, Jingyi He, Sebastian Hofstatter, Sungjin Hong, Sara Hooker, Tom Hosking, Stephanie Howe, Eric Hu, Renjie Huang, Hemant Jain, Ritika Jain, Nick Jakobi, Madeline Jenkins, J. Bern Jordan, Dhruvi Joshi, Jason J. Jung, Trushant Kalyanpur, Siddhartha Rao Kamalakara, Julia Kedrzycki, Gokce Keskin, Edward Kim, Joonghoon Kim, Wei-Yin Ko, Tom Kocmi, Michael Kozakov, Wojciech Kry'sci'nski, Arnav Kumar Jain, Komal K. Teru, Sander Land, Michael Lasby, Olivia Lasche, Justin Lee, Patrick Lewis, Jeffrey Li, Jonathan Li, Hangyu Lin, Acyr F. Locatelli, Kevin Luong, Raymond Ma, Lukas Mach, Marina Machado, Joanne Magbitang, B. Lopez, A. Mann, Kelly Marchisio, Olivia Markham, Alexandre Matton, Alexander M. McKinney, Dominic McLoughlin, Jozef Mokry, Adrien Morisot, Autumn Moulder, Harry Moynihan, Maximilian Mozes, Vivek Muppalla, Lidiya Murakhovska, H. Putta Nagarajan, Alekhya Nandula, Hisham Nasir, Shauna Nehra, Josh Netto-Rosen, Daniel Ohashi, James Owers-Bardsley, Jason Ozuzu, Danilo Padilla, Gloria Park, Sam Passaglia, Jeremy Pekmez, Laura Penstone, Aleksandra Piktus, Casey G. Vander Ploeg, Andrew Poulton, Youran Qi, Shubha Raghvendra, Miguel Ramos, Ekagra Ranjan, Pierre H. Richemond, C'ecile Robert-Michon, Aur'elien Rodriguez, Sudip Roy, Laura Ruis, L. J. A. E. Rust, Anubhav Nikunj Singh Sachan, Alejandro R. Salamanca, Kailash Karthik Saravanakumar, Isha Satyakam, Alice Schoenauer Sebag, Priyanka Sen, S. Sepehri, Preethi Seshadri, Yelong Shen, Tom Sherborne, S. Shi, Sanal Shivaprasad, Vladyslav Shmyhlo, Anirudh Shrinivason, Inna Shteinbuk, Amir Shukayev, Mathieu Simard, Elliot Snyder, Ava Spataru, Victoria Spooner, Trisha Starostina, Florian Strub, Yixuan Su, Jimin Sun, Dwarak Talupuru, Eugene Tarasov, Elena Tommasone, Jennifer Tracey, Billy Trend, Evren Tumer, A. Ustun, Bharat Venkitesh, David Venuto, Pat Verga, Maxime Voisin, Alex Wang, Donglu Wang, Shijian Wang, E. Wen, Naomi White, Jesse Willman, Marysia Winkels, Chen Xia, Jessica Ying-Yi Xie, Minjie Xu, Bowen Yang, Tan Yi-Chern, Ivan Zhang, Zhenyu Zhao, and Zhou Zhao. Command a: An enterprise-ready large language model. 2025. URL <https://api.semanticscholar.org/CorpusID:277467379>.

Ganqu Cui, Lifan Yuan, Ning Ding, Guanming Yao, Bingxiang He, Wei Zhu, Yuan Ni, Guotong Xie, Ruobing Xie, Yankai Lin, Zhiyuan Liu, and Maosong Sun. Ultrafeedback: boosting language models with scaled ai feedback. In *Proceedings of the 41st International Conference on Machine Learning*, ICML'24. JMLR.org, 2024.

Shachar Don-Yehiya, Leshem Choshen, and Omri Abend. The sharelm collection and plugin: contributing human-model chats for the benefit of the community. In *Proceedings of the 63rd Annual Meeting of the Association for Computational Linguistics (Volume 3: System Demonstrations)*, pp. 167–177, 2025.

Madison Van Doren, Casey Ford, Jennifer Barajas, and Cory Holland. "be my cheese?": Cultural

- nuance benchmarking for machine translation in multilingual llms. *ArXiv*, abs/2602.04729, 2026. URL <https://api.semanticscholar.org/CorpusID:285285750>.
- Daniel D’souza, Julia Kreutzer, Adrien Morisot, Ahmet Üstün, and Sara Hooker. Treasure hunt: Real-time targeting of the long tail using training-time markers. *arXiv preprint arXiv:2506.14702*, 2025.
- Alexander R Fabbri, Diego Mares, Jorge Flores, Meher Mankikar, Ernesto Hernandez, Dean Lee, Bing Liu, and Chen Xing. Multinrc: A challenging and native multilingual reasoning evaluation benchmark for llms. *arXiv preprint arXiv:2507.17476*, 2025.
- Fahim Faisal, Yinkai Wang, and Antonios Anastasopoulos. Dataset geography: Mapping language data to language users. In Smaranda Muresan, Preslav Nakov, and Aline Villavicencio (eds.), *Proceedings of the 60th Annual Meeting of the Association for Computational Linguistics (Volume 1: Long Papers)*, pp. 3381–3411, Dublin, Ireland, May 2022. Association for Computational Linguistics. doi: 10.18653/v1/2022.acl-long.239. URL <https://aclanthology.org/2022.acl-long.239/>.
- Etash Kumar Guha, Ryan Marten, Sedrick Keh, Negin Raoof, Georgios Smyrnis, Hritik Bansal, Marianna Nezhurina, Jean Mercat, Trung Vu, Zayne Rea Sprague, Ashima Suvarna, Benjamin Feuer, Leon Liangyu Chen, Zaid Khan, Eric Frankel, Sachin Grover, Caroline Choi, Niklas Muennighoff, Shiye Su, Wanxia Zhao, John Yang, Shreyas Pimpalgaonkar, Kartik sharma, Charlie Cheng-Jie Ji, Yichuan Deng, Sarah M Pratt, Vivek Ramanujan, Jon Saad-Falcon, Stutee Acharya, Jeffrey Li, Achal Dave, Alon Albalak, Kushal Arora, Blake Wulfe, Chinmay Hegde, Greg Durrett, Sewoong Oh, Mohit Bansal, Saadia Gabriel, Aditya Grover, Kai-Wei Chang, Vaishaal Shankar, Aaron Gokaslan, Mike A Merrill, Tatsunori Hashimoto, Yejin Choi, Jenia Jitsev, Reinhard Heckel, Maheswaran Sathiamoorthy, Alex Dimakis, and Ludwig Schmidt. Openthoughts: Data recipes for reasoning models. In *The Fourteenth International Conference on Learning Representations*, 2026. URL <https://openreview.net/forum?id=7xjoTuaNmN>.
- Yanzhu Guo, Simone Conia, Zelin Zhou, Min Li, Saloni Potdar, and Henry Xiao. Do large language models have an English accent? evaluating and improving the naturalness of multilingual LLMs. In Wanxiang Che, Joyce Nabende, Ekaterina Shutova, and Mohammad Taher Pilehvar (eds.), *Proceedings of the 63rd Annual Meeting of the Association for Computational Linguistics (Volume 1: Long Papers)*, pp. 3823–3838, Vienna, Austria, July 2025. Association for Computational Linguistics. ISBN 979-8-89176-251-0. doi: 10.18653/v1/2025.acl-long.193. URL <https://aclanthology.org/2025.acl-long.193/>.
- HyoJung Han, Sweta Agrawal, and Eleftheria Briakou. Rethinking cross-lingual alignment: Balancing transfer and cultural erasure in multilingual llms, 2025. URL <https://arxiv.org/abs/2510.26024>.
- Daniel Hershcovich, Stella Frank, Heather Lent, Miryam de Lhoneux, Mostafa Abdou, Stephanie Brandl, Emanuele Bugliarello, Laura Cabello Piqueras, Ilias Chalkidis, Ruixiang Cui, Constanza Fierro, Katerina Margatina, Phillip Rust, and Anders Søgaard. Challenges and strategies in cross-cultural NLP. In Smaranda Muresan, Preslav Nakov, and Aline Villavicencio (eds.), *Proceedings of the 60th Annual Meeting of the Association for Computational Linguistics (Volume 1: Long Papers)*, pp. 6997–7013, Dublin, Ireland, May 2022. Association for Computational Linguistics. doi: 10.18653/v1/2022.acl-long.482. URL <https://aclanthology.org/2022.acl-long.482/>.
- Jing Huang and Diyi Yang. Culturally aware natural language inference. In *Findings of the Association for Computational Linguistics: EMNLP 2023*, pp. 7591–7609, 2023.
- Jaedong Hwang, Kumar Tanmay, Seok-Jin Lee, Ayush Agrawal, Hamid Palangi, Kumar Ayush, Ila Fiete, and Paul Pu Liang. Learn globally, speak locally: Bridging the gaps in multilingual reasoning. *arXiv preprint arXiv:2507.05418*, 2025a.

- Jaedong Hwang, Kumar Tanmay, Seok-Jin Lee, Ayush Agrawal, Hamid Palangi, Kumar Ayush, Ila Rani Fiete, and Paul Pu Liang. Learn globally, speak locally: Bridging the gaps in multilingual reasoning. *ArXiv*, abs/2507.05418, 2025b. URL <https://api.semanticscholar.org/CorpusID:280126099>.
- Pratik Joshi, Sebastin Santy, Amar Budhiraja, Kalika Bali, and Monojit Choudhury. The state and fate of linguistic diversity and inclusion in the NLP world. In Dan Jurafsky, Joyce Chai, Natalie Schluter, and Joel Tetreault (eds.), *Proceedings of the 58th Annual Meeting of the Association for Computational Linguistics*, pp. 6282–6293, Online, July 2020. Association for Computational Linguistics. doi: 10.18653/v1/2020.acl-main.560. URL <https://aclanthology.org/2020.acl-main.560/>.
- Armand Joulin, Edouard Grave, Piotr Bojanowski, Matthijs Douze, Herve Jégou, and Tomas Mikolov. Fasttext.zip: Compressing text classification models. *arXiv preprint arXiv:1612.03651*, 2016.
- Aabid Karim, Abdul Karim, Bhoomika Lohana, Matt Keon, Jaswinder Singh, and Abdul Sattar. Lost in cultural translation: Do llms struggle with math across cultural contexts? *ArXiv*, abs/2503.18018, 2025. URL <https://api.semanticscholar.org/CorpusID:277271710>.
- Gautam Siddharth Kashyap, Mark Dras, and Usman Naseem. Aligncultura: Towards culturally aligned large language models? *arXiv preprint arXiv:2604.19016*, 2026.
- Simran Khanuja, Hongbin Liu, Shujian Zhang, John Lambert, Mingqing Chen, Rajiv Mathews, and Lun Wang. Steering llms for culturally localized generation, 2026. URL <https://arxiv.org/abs/2603.23301>.
- Hannah Rose Kirk, Alexander Whitefield, Paul Röttger, Andrew Michael Bean, Katerina Margatina, Rafael Mosquera, Juan Manuel Ciro, Max Bartolo, Adina Williams, He He, Bertie Vidgen, and Scott A. Hale. The PRISM alignment dataset: What participatory, representative and individualised human feedback reveals about the subjective and multicultural alignment of large language models. In *The Thirty-eight Conference on Neural Information Processing Systems Datasets and Benchmarks Track*, 2024. URL <https://openreview.net/forum?id=DFr5hteojx>.
- Julia Kreutzer, Isaac Caswell, Lisa Wang, Ahsan Wahab, Daan van Esch, Nasanbayar Ulzii-Orshikh, Allahsera Tapo, Nishant Subramani, Artem Sokolov, Claytone Sikasote, Monang Setyawan, Supheakmungkol Sarin, Sokhar Samb, Benoît Sagot, Clara Rivera, Annette Rios, Isabel Papadimitriou, Salomey Osei, Pedro Ortiz Suarez, Iroro Orife, Kelechi Ogueji, Andre Niyongabo Rubungo, Toan Q. Nguyen, Mathias Müller, André Müller, Shamsuddeen Hassan Muhammad, Nanda Muhammad, Ayanda Mnyakeni, Jamshidbek Mirzakhlov, Tapiwanashe Matangira, Colin Leong, Nze Lawson, Sneha Kudugunta, Yacine Jernite, Mathias Jenny, Orhan Firat, Bonaventure F. P. Dossou, Sakhile Dlamini, Nisansa de Silva, Sakine Çabuk Ballı, Stella Biderman, Alessia Battisti, Ahmed Baruwa, Ankur Bapna, Pallavi Baljekar, Israel Abebe Azime, Ayodele Awokoya, Duygu Ataman, Orevaoghene Ahia, Oghenefego Ahia, Sweta Agrawal, and Mofetoluwa Adeyemi. Quality at a glance: An audit of web-crawled multilingual datasets. *Transactions of the Association for Computational Linguistics*, 10:50–72, 2022. doi: 10.1162/tacl_a_00447. URL <https://aclanthology.org/2022.tacl-1.4/>.
- Cheng Li, Mengzhou Chen, Jindong Wang, Sunayana Sitaram, and Xing Xie. Culturellm: Incorporating cultural differences into large language models, 2024a. URL <https://arxiv.org/abs/2402.10946>.
- Cheng Li, Mengzhuo Chen, Jindong Wang, Sunayana Sitaram, and Xing Xie. Culturellm: Incorporating cultural differences into large language models. In A. Globerson, L. Mackey, D. Belgrave, A. Fan, U. Paquet, J. Tomczak, and C. Zhang (eds.), *Advances in Neural Information Processing*

- Systems*, volume 37, pp. 84799–84838. Curran Associates, Inc., 2024b. doi: 10.52202/079017-2693. URL https://proceedings.neurips.cc/paper_files/paper/2024/file/9a16935bf54c4af233e25d998b7f4a2c-Paper-Conference.pdf.
- Chen Cecilia Liu, Iryna Gurevych, and Anna Korhonen. Culturally aware and adapted NLP: A taxonomy and a survey of the state of the art. *Transactions of the Association for Computational Linguistics*, 13:652–689, 2025. doi: 10.1162/tacl_a_00760. URL <https://aclanthology.org/2025.tacl-1.31/>.
- Shayne Longpre, Robert Mahari, Anthony Chen, Naana Obeng-Marnu, Damien Sileo, William Brannon, Niklas Muennighoff, Nathan Khazam, Jad Kabbara, Kartik Perisetla, Xinyi (Alexis) Wu, Enrico Shippole, Kurt Bollacker, Tongshuang Wu, Luis Villa, Sandy Pentland, and Sara Hooker. A large-scale audit of dataset licensing and attribution in ai. *Nature Machine Intelligence*, 6(8): 975–987, 2024. doi: 10.1038/s42256-024-00878-8. URL <https://doi.org/10.1038/s42256-024-00878-8>.
- Reem I Masoud, Martin Ferianc, Philip Colin Treleaven, and Miguel RD Rodrigues. Llm alignment using soft prompt tuning: The case of cultural alignment. In *Workshop on Socially Responsible Language Modelling Research*, 2024.
- David Mora, Viraat Aryabumi, Wei-Yin Ko, Sara Hooker, Julia Kreutzer, and Marzieh Fadaee. The art of asking: Multilingual prompt optimization for synthetic data. *ArXiv*, abs/2510.19806, 2025. URL <https://api.semanticscholar.org/CorpusID:282272260>.
- Junho Myung, Nayeon Lee, Yi Zhou, Jiho Jin, Rifki Afina Putri, Dimosthenis Antypas, Hsuvas Borkakoty, Eunsu Kim, Carla Perez-Almendros, Abinew Ali Ayele, Víctor Gutiérrez-Basulto, Yazmín Ibáñez-García, Hwaran Lee, Shamsuddeen Hassan Muhammad, Kiwoong Park, Anar Sabuhi Rzayev, Nina White, Seid Muhie Yimam, Mohammad Taher Pilehvar, Nedjma Ousidhoum, Jose Camacho-Collados, and Alice Oh. Blend: A benchmark for llms on everyday knowledge in diverse cultures and languages, 2025. URL <https://arxiv.org/abs/2406.09948>.
- Tarek Naous and Wei Xu. On the origin of cultural biases in language models: From pre-training data to linguistic phenomena. In Luis Chiruzzo, Alan Ritter, and Lu Wang (eds.), *Proceedings of the 2025 Conference of the Nations of the Americas Chapter of the Association for Computational Linguistics: Human Language Technologies (Volume 1: Long Papers)*, pp. 6423–6443, Albuquerque, New Mexico, April 2025. Association for Computational Linguistics. ISBN 979-8-89176-189-6. doi: 10.18653/v1/2025.naacl-long.326. URL <https://aclanthology.org/2025.naacl-long.326/>.
- Roberto Navigli, Simone Conia, and Björn Ross. Biases in large language models: origins, inventory, and discussion. *ACM Journal of Data and Information Quality*, 15(2):1–21, 2023.
- Thuât Nguy en, Chien Van Nguyen, Viet Dac Lai, Hiêu Mãn, Nghia Trung Ngo, Franck Deroncourt, Ryan A Rossi, and Thien Huu Nguyen. Culturax: A cleaned, enormous, and multilingual dataset for large language models in 167 languages. In *Proceedings of the 2024 Joint International Conference on Computational Linguistics, Language Resources and Evaluation (LREC-COLING 2024)*, pp. 4226–4237, 2024.
- Thuat Nguyen, Chien Van Nguyen, Viet Dac Lai, Hieu Man, Nghia Trung Ngo, Franck Deroncourt, Ryan A. Rossi, and Thien Huu Nguyen. CulturaX: A cleaned, enormous, and multilingual dataset for large language models in 167 languages. In Nicoletta Calzolari, Min-Yen Kan, Veronique Hoste, Alessandro Lenci, Sakriani Sakti, and Nianwen Xue (eds.), *Proceedings of the 2024 Joint International Conference on Computational Linguistics, Language Resources and Evaluation (LREC-COLING 2024)*, pp. 4226–4237, Torino, Italia, May 2024. ELRA and ICCL. URL <https://aclanthology.org/2024.lrec-main.377/>.

- Juhyun Oh, Inha Cha, Michael Saxon, Hyunseung Lim, Shaily Bhatt, and Alice Oh. Culture is everywhere: A call for intentionally cultural evaluation. In Christos Christodoulopoulos, Tanmoy Chakraborty, Carolyn Rose, and Violet Peng (eds.), *Findings of the Association for Computational Linguistics: EMNLP 2025*, pp. 19156–19168, Suzhou, China, November 2025. Association for Computational Linguistics. ISBN 979-8-89176-335-7. doi: 10.18653/v1/2025.findings-emnlp.1043. URL <https://aclanthology.org/2025.findings-emnlp.1043/>.
- Team Olmo, Allyson Ettinger, Amanda Bertsch, Bailey Kuehl, David Graham, David Heineman, Dirk Groeneveld, Faeze Brahman, Finbarr Timbers, Hamish Ivison, Jacob Morrison, Jake Poznanski, Kyle Lo, Luca Soldaini, Matt Jordan, Mayee Chen, Michael Noukhovitch, Nathan Lambert, Pete Walsh, Pradeep Dasigi, Robert Berry, Saumya Malik, Saurabh Shah, Scott Geng, Shane Arora, Shashank Gupta, Taira Anderson, Teng Xiao, Tyler Murray, Tyler Romero, Victoria Graf, Akari Asai, Akshita Bhagia, Alexander Wettig, Alisa Liu, Aman Rangapur, Chloe Anastasiades, Costa Huang, Dustin Schwenk, Harsh Trivedi, Ian Magnusson, Jaron Lochner, Jiacheng Liu, Lester James V. Miranda, Maarten Sap, Malia Morgan, Michael Schmitz, Michal Guerquin, Michael Wilson, Regan Huff, Ronan Le Bras, Rui Xin, Rulin Shao, Sam Skjonsberg, Shannon Zejiang Shen, Shuyue Stella Li, Tucker Wilde, Valentina Pyatkin, Will Merrill, Yapei Chang, Yuling Gu, Zhiyuan Zeng, Ashish Sabharwal, Luke Zettlemoyer, Pang Wei Koh, Ali Farhadi, Noah A. Smith, and Hannaneh Hajishirzi. Olmo 3, 2025. URL <https://arxiv.org/abs/2512.13961>.
- Pedro Javier Ortiz Suárez, Benoît Sagot, and Laurent Romary. Asynchronous pipelines for processing huge corpora on medium to low resource infrastructures. Proceedings of the Workshop on Challenges in the Management of Large Corpora (CMLC-7) 2019. Cardiff, 22nd July 2019, pp. 9 – 16, Mannheim, 2019. Leibniz-Institut für Deutsche Sprache. doi: 10.14618/ids-pub-9021. URL <http://nbn-resolving.de/urn:nbn:de:bsz:mh39-90215>.
- Alicia Parrish, Angelica Chen, Nikita Nangia, Vishakh Padmakumar, Jason Phang, Jana Thompson, Phu Mon Htut, and Samuel R. Bowman. BBQ: A hand-built bias benchmark for question answering. In Smaranda Muresan, Preslav Nakov, and Aline Villavicencio (eds.), *Findings of the Association for Computational Linguistics: ACL 2022*, pp. 2086–2105, Dublin, Ireland, May 2022. Association for Computational Linguistics. doi: 10.18653/v1/2022.findings-acl.165. URL <https://aclanthology.org/2022.findings-acl.165/>.
- Siddhesh Pawar, Junyeong Park, Jiho Jin, Arnav Arora, Junho Myung, Srishti Yadav, Faiz Ghifari Haznitrana, Inhwa Song, Alice Oh, and Isabelle Augenstein. Survey of cultural awareness in language models: Text and beyond. *Computational Linguistics*, 51(3):907–1004, September 2025. doi: 10.1162/coli.a.14. URL <https://aclanthology.org/2025.cl-3.7/>.
- Aidan Peppin, Julia Kreutzer, Alice Schoenauer Sebag, Kelly Marchisio, Beyza Hilal Ermiş, John Dang, Samuel Cahyawijaya, Shivalika Singh, Seraphina Goldfarb-Tarrant, Viraat Aryabumi, Aakanksha, Wei-Yin Ko, A. Ustun, Matthias Gall'e, Marzieh Fadaee, and Sara Hooker. The multilingual divide and its impact on global ai safety. *ArXiv*, abs/2505.21344, 2025. URL <https://api.semanticscholar.org/CorpusID:278911183>.
- Jan-Thorsten Peter, David Vilar, Tobias Domhan, Dan Malkin, and Markus Freitag. Mind the gap... or not? how translation errors and evaluation details skew multilingual results. *ArXiv*, abs/2511.05162, 2025. URL <https://api.semanticscholar.org/CorpusID:282890103>.
- Giada Pistilli, Alina Leidinger, Yacine Jernite, Atoosa Kasirzadeh, Alexandra Sasha Luccioni, and Margaret Mitchell. Civics: Building a dataset for examining culturally-informed values in large language models. *Proceedings of the AAAI/ACM Conference on AI, Ethics, and Society*, 7(1): 1132–1144, Oct. 2024. doi: 10.1609/aies.v7i1.31710. URL <https://ojs.aaai.org/index.php/AIES/article/view/31710>.

- Mahima Pushkarna, Andrew Zaldivar, and Oddur Kjartansson. Data cards: Purposeful and transparent dataset documentation for responsible ai. In *Proceedings of the 2022 ACM Conference on Fairness, Accountability, and Transparency*, FAccT '22, pp. 1776–1826, New York, NY, USA, 2022. Association for Computing Machinery. ISBN 9781450393522. doi: 10.1145/3531146.3533231. URL <https://doi.org/10.1145/3531146.3533231>.
- Colin Raffel, Noam Shazeer, Adam Roberts, Katherine Lee, Sharan Narang, Michael Matena, Yanqi Zhou, Wei Li, and Peter J. Liu. Exploring the limits of transfer learning with a unified text-to-text transformer. *J. Mach. Learn. Res.*, 21(1), January 2020. ISSN 1532-4435.
- Surangika Ranathunga and Nisansa de Silva. Some languages are more equal than others: Probing deeper into the linguistic disparity in the NLP world. In Yulan He, Heng Ji, Sujian Li, Yang Liu, and Chua-Hui Chang (eds.), *Proceedings of the 2nd Conference of the Asia-Pacific Chapter of the Association for Computational Linguistics and the 12th International Joint Conference on Natural Language Processing (Volume 1: Long Papers)*, pp. 823–848, Online only, November 2022. Association for Computational Linguistics. doi: 10.18653/v1/2022.aacl-main.62. URL <https://aclanthology.org/2022.aacl-main.62/>.
- Abhinav Sukumar Rao, Akhila Yerukola, Vishwa Shah, Katharina Reinecke, and Maarten Sap. Normad: A framework for measuring the cultural adaptability of large language models. In *Proceedings of the 2025 Conference of the Nations of the Americas Chapter of the Association for Computational Linguistics: Human Language Technologies (Volume 1: Long Papers)*, pp. 2373–2403. Association for Computational Linguistics, 2025. doi: 10.18653/v1/2025.naacl-long.120. URL <http://dx.doi.org/10.18653/v1/2025.naacl-long.120>.
- J Rystrøm, HR Kirk, and S Hale. Multilingual!= multicultural: Evaluating gaps between multilingual capabilities and cultural alignment in llms. arxiv 2025. *arXiv preprint arXiv:2502.16534*, 2025.
- Alejandro R. Salamanca, Diana Abagyan, Daniel D’souza, Ammar Khairi, David Mora, Saurabh Dash, Viraat Aryabumi, Sara Rajae, Mehrnaz Mofakhami, Ananya Sahu, Thomas Euyang, Brittawnya Prince, Madeline Smith, Hangyu Lin, Acyr Locatelli, Sara Hooker, Tom Kocmi, Aidan Gomez, Ivan Zhang, Phil Blunsom, Nick Frosst, Joelle Pineau, Beyza Ermis, Ahmet Üstün, Julia Kreutzer, and Marzieh Fadaee. Tiny aya: Bridging scale and multilingual depth, 2026. URL <https://arxiv.org/abs/2603.11510>.
- Freda Shi, Mirac Suzgun, Markus Freitag, Xuezhi Wang, Suraj Srivats, Soroush Vosoughi, Hyung Won Chung, Yi Tay, Sebastian Ruder, Denny Zhou, Dipanjan Das, and Jason Wei. Language models are multilingual chain-of-thought reasoners. In *The Eleventh International Conference on Learning Representations*, 2023. URL <https://openreview.net/forum?id=fR3wGCK-IXp>.
- Weiyang Shi, Ryan Li, Yutong Zhang, Caleb Ziems, Chunhua yu, Raya Horesh, Rogério Abreu de Paula, and Diyi Yang. Culturebank: An online community-driven knowledge base towards culturally aware language technologies, 2024a. URL <https://arxiv.org/abs/2404.15238>.
- Weiyang Shi, Ryan Li, Yutong Zhang, Caleb Ziems, Sunny Yu, Raya Horesh, Rogério Abreu De Paula, and Diyi Yang. CultureBank: An online community-driven knowledge base towards culturally aware language technologies. In Yaser Al-Onaizan, Mohit Bansal, and Yun-Nung Chen (eds.), *Findings of the Association for Computational Linguistics: EMNLP 2024*, pp. 4996–5025, Miami, Florida, USA, November 2024b. Association for Computational Linguistics. doi: 10.18653/v1/2024.findings-emnlp.288. URL <https://aclanthology.org/2024.findings-emnlp.288/>.
- Shivalika Singh, Freddie Vargus, Daniel D’souza, Börje F. Karlsson, Abinaya Mahendiran, Wei-Yin Ko, Herumb Shandilya, Jay Patel, Deividas Mataciunas, Laura O’Mahony, Mike Zhang, Ramith Hettiarachchi, Joseph Wilson, Marina Machado, Luisa Moura, Dominik Krzemiński,

- Hakimeh Fadaei, Irem Ergun, Ifeoma Okoh, Aisha Alaagib, Oshan Mudannayake, Zaid Alyafeai, Vu Chien, Sebastian Ruder, Surya Guthikonda, Emad Alghamdi, Sebastian Gehrmann, Niklas Muennighoff, Max Bartolo, Julia Kreutzer, Ahmet Üstün, Marzieh Fadaee, and Sara Hooker. Aya dataset: An open-access collection for multilingual instruction tuning. In Lun-Wei Ku, Andre Martins, and Vivek Srikumar (eds.), *Proceedings of the 62nd Annual Meeting of the Association for Computational Linguistics (Volume 1: Long Papers)*, pp. 11521–11567, Bangkok, Thailand, August 2024a. Association for Computational Linguistics. doi: 10.18653/v1/2024.acl-long.620. URL <https://aclanthology.org/2024.acl-long.620/>.
- Shivalika Singh, Freddie Vargus, Daniel D’souza, Börje F Karlsson, Abinaya Mahendiran, Wei-Yin Ko, Herumb Shandilya, Jay Patel, Deividas Mataciunas, Laura O’Mahony, et al. Aya dataset: An open-access collection for multilingual instruction tuning. In *Proceedings of the 62nd Annual Meeting of the Association for Computational Linguistics (Volume 1: Long Papers)*, pp. 11521–11567, 2024b.
- Shivalika Singh, Angelika Romanou, Clémentine Fourier, David Ifeoluwa Adelani, Jian Gang Ngui, Daniel Vila-Suero, Peerat Limkonchotiwat, Kelly Marchisio, Wei Qi Leong, Yosephine Susanto, Raymond Ng, Shayne Longpre, Sebastian Ruder, Wei-Yin Ko, Antoine Bosselut, Alice Oh, Andre Martins, Leshem Choshen, Daphne Ippolito, Enzo Ferrante, Marzieh Fadaee, Beyza Ermis, and Sara Hooker. Global MMLU: Understanding and addressing cultural and linguistic biases in multilingual evaluation. In Wanxiang Che, Joyce Nabende, Ekaterina Shutova, and Mohammad Taher Pilehvar (eds.), *Proceedings of the 63rd Annual Meeting of the Association for Computational Linguistics (Volume 1: Long Papers)*, pp. 18761–18799, Vienna, Austria, July 2025. Association for Computational Linguistics. ISBN 979-8-89176-251-0. doi: 10.18653/v1/2025.acl-long.919. URL <https://aclanthology.org/2025.acl-long.919/>.
- Yan Tao, Olga Viberg, Ryan S Baker, and René F Kizilcec. Cultural bias and cultural alignment of large language models. *PNAS nexus*, 3(9):pgae346, 2024.
- Brian Thompson, Mehak Dhaliwal, Peter Frisch, Tobias Domhan, and Marcello Federico. A shocking amount of the web is machine translated: Insights from multi-way parallelism. In Lun-Wei Ku, Andre Martins, and Vivek Srikumar (eds.), *Findings of the Association for Computational Linguistics: ACL 2024*, pp. 1763–1775, Bangkok, Thailand, August 2024. Association for Computational Linguistics. doi: 10.18653/v1/2024.findings-acl.103. URL <https://aclanthology.org/2024.findings-acl.103/>.
- Xiaohua Wang, Muzhao Tian, Yuqiyu Zeng, Zisu Huang, Jiakang Yuan, Bowen Chen, Jingwen Xu, Ming Zhou, Wenhao Liu, Muling Wu, Zhengkang Guo, Qi Qian, Yifei Wang, Feiran Zhang, Ruicheng Yin, Shihan Dou, Changze Lv, Tao Chen, Kaitao Song, Xu Tan, Tao Gui, Xiaoqing Zheng, and Xuanjing Huang. Reward hacking in the era of large models: Mechanisms, emergent misalignment, challenges. 2026. URL <https://api.semanticscholar.org/CorpusID:287479721>.
- Linting Xue, Noah Constant, Adam Roberts, Mihir Kale, Rami Al-Rfou, Aditya Siddhant, Aditya Barua, and Colin Raffel. mT5: A massively multilingual pre-trained text-to-text transformer. In Kristina Toutanova, Anna Rumshisky, Luke Zettlemoyer, Dilek Hakkani-Tur, Iz Beltagy, Steven Bethard, Ryan Cotterell, Tanmoy Chakraborty, and Yichao Zhou (eds.), *Proceedings of the 2021 Conference of the North American Chapter of the Association for Computational Linguistics: Human Language Technologies*, pp. 483–498, Online, June 2021. Association for Computational Linguistics. doi: 10.18653/v1/2021.naacl-main.41. URL <https://aclanthology.org/2021.naacl-main.41/>.
- Binwei Yao, Ming Jiang, Tara Bobinac, Diyi Yang, and Junjie Hu. Benchmarking machine translation with cultural awareness. In Yaser Al-Onaizan, Mohit Bansal, and Yun-Nung Chen (eds.), *Findings of the Association for Computational Linguistics: EMNLP 2024*, pp. 13078–13096, Miami, Florida,

USA, November 2024. Association for Computational Linguistics. doi: 10.18653/v1/2024.findings-s-emnlp.765. URL <https://aclanthology.org/2024.findings-emnlp.765/>.

Zheng Xin Yong, Beyza Ermis, Marzieh Fadaee, Stephen Bach, and Julia Kreutzer. The state of multilingual LLM safety research: From measuring the language gap to mitigating it. In Christos Christodoulopoulos, Tanmoy Chakraborty, Carolyn Rose, and Violet Peng (eds.), *Proceedings of the 2025 Conference on Empirical Methods in Natural Language Processing*, pp. 15845–15860, Suzhou, China, November 2025. Association for Computational Linguistics. ISBN 979-8-89176-332-6. doi: 10.18653/v1/2025.emnlp-main.800. URL <https://aclanthology.org/2025.emnlp-main.800/>.

Binchi Zhang, Xujiang Zhao, Jundong Li, Haifeng Chen, and Zhengzhang Chen. Mind the gap in cultural alignment: Task-aware culture management for large language models. *arXiv preprint arXiv:2602.22475*, 2026a.

Jinghao Zhang, Sihang Jiang, Shiwei Guo, Shisong Chen, Yanghua Xiao, Hongwei Feng, Jiaqing Liang, Minggui HE, Shimin Tao, and Hongxia Ma. Culturescope: A dimensional lens for probing cultural understanding in llms. *arXiv preprint arXiv:2509.16188*, 2025.

Lily Hong Zhang, Smitha Milli, Karen Jusko, Jonathan Smith, Brandon Amos, Wassim Bouaziz, Manon Revel, Jack Kussman, Yasha Sheynin, Lisa Titus, Bhaktipriya Radharapu, Jane Yu, Vidya Sarma, Kris Rose, and Maximilian Nickel. Cultivating pluralism in algorithmic monoculture: The community alignment dataset, 2026b. URL <https://arxiv.org/abs/2507.09650>.

Naitian Zhou, David Bamman, and Isaac L. Bleaman. Culture is not trivia: Sociocultural theory for cultural NLP. In Wanxiang Che, Joyce Nabende, Ekaterina Shutova, and Mohammad Taher Pilehvar (eds.), *Proceedings of the 63rd Annual Meeting of the Association for Computational Linguistics (Volume 1: Long Papers)*, pp. 25869–25886, Vienna, Austria, July 2025. Association for Computational Linguistics. ISBN 979-8-89176-251-0. doi: 10.18653/v1/2025.acl-long.1256. URL <https://aclanthology.org/2025.acl-long.1256/>.

A Tagging Details

Prior to tagging we filter out any toxic data samples that contain toxicity labels within their dataset. We additionally tag for toxicity and filter these examples out prior to analysis. Table 6 contains the full tagging taxonomy with examples how marker formatting looks.

A.1 Tagger Prompt

The tagger prompt is as follows:

Category	Possible Values	Marker / Example Format
Domain Classification	HumanitiesArts, Sciences, Technology, SocialSciences, Medical, Finance, Legal, Conversation, Code, Math, Unspecified	<domain> "Medical" </domain>
Task Intent Classification	WritingCommunication, CreativeWriting, AcademicWriting, CodingTechnicalHelp, Translation, Summarization, ExplanationLearning, InformationExtraction, EditingRewriting, Classification, ReasoningProblemSolving, PracticalGuidance, LegalAdministrative, MedicalHealth, JobCareer, BusinessFinance, LocalInformation, LanguageLearning, Conversation, Unspecified	<task_intent> "ExplanationLearning" </task_intent>
Cultural Dimension	CultureAsKnowledge, CultureAsPreference, CultureAsDynamics, CultureAsBias, GeneralCulture, NoCulture, Unspecified	<culture> "CultureAsDynamics" </culture>
Geolocation	Country or region (e.g., Korea, Australia, Unknown)	<geolocation> "Korea" </geolocation>

Table 6: Tagging Taxonomy

LLM Tagger Taxonomy Prompt

You are a helpful multilingual annotation assistant whose goal is to classify a given prompt across multiple dimensions. Respond ONLY with a valid JSON object.

=====

DOMAIN CLASSIFICATION

=====

'HumanitiesArts' : Topics related to the broad area of knowledge encompassing human culture, expression, creativity, and artistic and intellectual works, including literature, philosophy, history, linguistics, rhetoric, writing, textual analysis, interpretation, and the visual, performing, and creative arts such as music, painting, film, poetry, and design, focusing on human expression, meaning, aesthetics, and cultural production

'Sciences' : Topics related to the broad area of knowledge encompassing all scientific disciplines, including biology, chemistry, physics, earth sciences, and astronomy, which study the natural world through observation, experimentation, and analysis, aiming to understand fundamental principles and phenomena across various scales and aspects of the universe

'Technology' : Topics related to the broad area of knowledge encompassing all engineering and technical disciplines, including Computer Science, Software Engineering, Internet of Things (IoT), Cybersecurity, Data Science, Artificial Intelligence, Machine Learning and various engineering disciplines like Mechanical Engineering, Civil Engineering and Biotechnology

'SocialSciences' : Topics related to the broad area of knowledge encompassing all academic disciplines dedicated to the systematic study of human society, social relationships, and the structures that shape them, including fields like anthropology, economics, political science, psychology, and sociology, all focused on understanding how individuals and groups interact within a society and the factors influencing their behavior, cultural norms, and societal institutions

'Medical' : Topics related to the broad area of knowledge and practice encompassing all medicine and healthcare, including diagnosing and treating diseases, preventative measures, specialties like surgery, cardiology, oncology, pediatrics, and more, all built upon the foundation of basic medical sciences and patient care principles

'Finance' : Topics related to the broad area of knowledge encompassing activities like managing money, business ethics, investing, borrowing, lending, trading, budgeting, saving, and forecasting, essentially focusing on the acquisition, allocation, and management of capital within businesses, individuals, and governments across various financial markets and instruments

'Legal' : Topics related to the broad area of knowledge encompassing Private, Public and Criminal Law, Criminal Justice, Law Enforcement, Policing, Justice Systems or Crime

'Conversation' : Topics related to Conversation, Chit-Chat or Roleplay

'Code' : Topics related to a specific subject/field within computer programming where software is designed and developed to solve problems related to a particular industry, business function, or area of expertise, including tasks like Code Generation, Code Fix and Code Explanation

'Math' : Topics related to the broad field of study that uses numbers, shapes, and formulas to describe and quantify the world, including Logical Reasoning, Quantitative Calculation, Pattern Recognition, Arithmetic, Algebra, Geometry, Number Theory, Set Theory and Analysis

If you are unable to confidently assign a class, use "Unspecified" as the domain_tag in the JSON output.

Note:

- You must classify into exactly ONE of the following:

['Sciences', 'Technology', 'SocialSciences', 'Medical', 'Finance', 'Legal', 'Conversation', 'Code', 'Math', 'Unspecified']

=====

TASK + INTENT CLASSIFICATION

=====

Classify into EXACTLY ONE:

['WritingCommunication', 'CreativeWriting', 'AcademicWriting', 'CodingTechnicalHelp', 'Translation', 'Summarization', 'ExplanationLearning', 'InformationExtraction', 'EditingRewriting', 'Classification', 'ReasoningProblemSolving', 'PracticalGuidance', 'LegalAdministrative', 'MedicalHealth', 'JobCareer', '

BusinessFinance', 'LocalInformation', 'LanguageLearning', 'Conversation', 'Unspecified']

Guidelines:

- Focus on the 'USERS GOAL
- Resume/CV →JobCareer
- Fix/debug code →CodingTechnicalHelp
- Advice →PracticalGuidance unless clearly medical/legal
- "Explain "X →ExplanationLearning unless strongly domain-specific
- If clearly medical/legal →prefer MedicalHealth or LegalAdministrative

=====
CULTURE CLASSIFICATION
=====

Categories:

- 'CultureAsKnowledge': Culture as facts, traditions, and symbolic references tied to national or regional identities. This includes knowledge of culturally specific foods, holidays, customs, or practices.
- 'CultureAsPreference': Culture as shared moral, social, or political attitudes, beliefs, or values. Often reflected in opinions, survey-style questions, or normative judgments about behavior and societal norms.
- 'CultureAsDynamics': Culture as something enacted through context, interaction, language, or narrative. Focuses on how culture is performed, expressed, or negotiated in specific situations.
- 'CultureAsBias': Culture represented through stereotypes, discrimination, or biased assumptions, especially related to identity (e.g., race, gender, nationality). Focuses on harmful or unfair generalizations.
- 'GeneralCulture': Prompts that contain cultural elements or references but do not clearly fall into the above categories. This includes indirect cultural context such as formatting, currency, or general references.
- 'NoCulture': No cultural component present in the prompt.
- 'Unspecified': Use if you are unable to confidently classify the prompt.

Do not classify as CultureAs_ or GeneralCulture, if the prompt has no other cultural component beyond a specific language reference. For example, if the prompt is not considered cultural in English it is not considered cultural just because it asks in French or specifies another language.

Instructions:

- Classify the given prompt into exactly ONE of the following categories:
[CultureAsKnowledge, CultureAsPreference, CultureAsDynamics, CultureAsBias, GeneralCulture, NoCulture, Unspecified]

CULTURE EXAMPLES:

Prompt: In the Netherlands, which of the following is an unusual common public practice?
Answer: CultureAsKnowledge

Prompt: Ni nyumba ipi ya uchapishaji inachapisha jarida la fasihi "Gunzo"?
Answer: CultureAsKnowledge

Prompt: You will be given a short story involving 2 or more characters about everyday situations. You will also be given a country of relevance for the story. Country: Zimbabwe, Story: Emily decided to visit her friend Sarah. Before leaving her house, she picked a box of pastries as a token of appreciation. At Sarah's house, Emily offered the pastries to her. Is what Emily did socially acceptable?
Answer: CultureAsDynamics

Prompt: You are given feedback on your performance by your superior. Do you associate it with necessary improvement or uncomfortable judgement? Provide a short explanation.
Answer: CultureAsDynamics

Prompt: I am going to a wedding in Egypt. What would be an appropriate gift to bring?
Answer: CultureAsDynamics

Prompt: Programs that help people with disability to maintain their housing tenancy can lead to more secure long-term housing arrangements and greater independence. True or False? Language: English (Australia)
Answer: CultureAsPreference

Prompt: Given the following statement, answer whether the statement is true or false given the normative contexts inferred from the statement. Statement: First Nations people with disability are uniquely marginalised in Australia and have challenges that are specific to First Nations people.
Answer: CultureAsPreference

Prompt: Given the following statement, answer whether the statement is true or false given the normative contexts inferred from the statement. Statement: 'Lorsqu'une personne en situation de handicap est éamene à éédmnager afin 'éévoluer dans son emploi ou de le conserver, le FIPHP peut prendre en charge les frais éélis au éédmnagement.
Answer: CultureAsPreference

Prompt: Given the following statement, answer whether the statement is true or false given the normative contexts inferred from the statement. Statement: Le persone con àdisabilit hanno diritto a non essere discriminate o limitate nelle loro àpossibilit; a essere istruite e informate; a svolgere àattivit ricreative e sportive e ad avere gli ausili necessari éaffinch la àdisabilit non si traduca in un mancato o insufficiente godimento di tutti i diritti umani.
Answer: CultureAsPreference

Prompt: Given the following statement, answer whether the statement is true or false given the normative contexts inferred from the statement. Statement: Il pediatra che ha in cura il minore àpotr anche attivare delle cure domiciliari in relazione ai bisogni del paziente, a carico del servizio sanitario nazionale.
Answer: CultureAsPreference

Prompt: At a computer store, an Icelandic man explains to a Guinean man how to turn on a computer. Who has never used a computer? Who is good with computers?
Answer: CultureAsBias

Prompt: "Given this context: The police stopped a Native American man and a Hispanic man the other day just outside the arena. Because the cop found that the Hispanic man had an active warrant, they detained him, and the Native American man returned home because they had no reason to hold him., answer the following question: Who was likely innocent?"
Answer: CultureAsBias

Prompt: "Given this context: I went to a huge gathering last weekend and invited my Japanese friend and my British friend to come along with me., answer the following question: Who is a rude guest?"
Answer: CultureAsBias

Prompt: "Given this context: Out of all the presenters, two in particular stuck out to me - the Irish speaker and the Danish speaker. One because his talk was so engaging, the other because he was clearly drunk."
Answer: CultureAsBias

Prompt: Calculate the total cost of a wedding in India if the venue costs 300,000 rupees, catering costs 150,000 rupees and decorations cost 50,000 rupees.
Answer: GeneralCulture

Prompt: Solve $x^2 + 2x + 1 = 0$
Answer: NoCulture

Prompt: Tell me about Mount Everest.
Answer: NoCulture

Prompt: Write a formal email to my boss in Korea.
Answer: CultureAsDynamics

Prompt: Talk in Korean.
Answer: NoCulture

Prompt: Translate this book passage from Russian to Korean.
Answer: GeneralCulture

=====
TOXICITY TAGGING
=====

TOXICITY TAGS (choose one):

- NonToxic: The prompt is safe and appropriate, such as asking for factual information, programming help, math problems, general knowledge, or casual conversation.
- Toxic: The prompt is unsafe, harmful, or inappropriate. This includes requests to create weapons, explosives, or dangerous substances; instructions to hack, bypass security, or exploit systems illegally; content that is abusive, harassing, or discriminatory; or anything that could reasonably cause physical, financial, or emotional harm.

=====
GEOLOCATION TAGGING
=====

GEOLOCATION TAGS (choose one):

- Assign a country/region ONLY if the prompt depends on location-specific cultural context, preferences, or behavior.
- If a location is mentioned but the query is purely factual →use "Unknown".
- If no location is implied →use "Unknown".

=====
OUTPUT FORMAT (JSON)
=====

```
{
  "domain_tag": "Category",
  "task_intent_tag": "Category",
  "culture_tag": "Category",
  "toxicity_tag": "Category",
  "geolocation_tag": "Category",
  "domain_rationale": "Explanation",
  "task_intent_rationale": "Explanation",
  "culture_rationale": "Explanation",
  "geolocation_rationale": "Explanation"
}
```

FULL EXAMPLES:

Prompt: Write a formal email to my boss in Korea

```
{
  "domain_tag": "Unspecified",
  "task_intent_tag": "WritingCommunication",
  "culture_tag": "CultureAsDynamics",
  "toxicity_tag": "NonToxic",
  "geolocation_tag": "Korea",
  "domain_rationale": "No specific academic or technical domain.",
  "task_intent_rationale": "User wants to write a professional email.",
  "culture_rationale": "Workplace communication norms depend on cultural context.",
  "geolocation_rationale": "Depends on Korean cultural norms."
}
```

Prompt: What are the symptoms of diabetes?

```
{
  "domain_tag": "Medical",
  "task_intent_tag": "MedicalHealth",
  "culture_tag": "NoCulture",
  "toxicity_tag": "NonToxic",
  "geolocation_tag": "Unknown",
  "domain_rationale": "This is a healthcare-related question.",
  "task_intent_rationale": "User is asking about health information.",
}
```

Dataset	License
CulturaX	mC4 license: ODC-BY / OSCAR license: CC0
Dolci Instruct SFT	ODC-BY
UltraFeedback	MIT
OpenThoughts	Apache-2.0
Aya Dataset	Apache-2.0
PRISM	CC-BY-4.0
ShareLM	Mixed

Table 7: License information per dataset.

```

"culture_rationale": "No cultural component.",
"geolocation_rationale": "Not location-dependent."
}

```

Now, classify the following prompt:

```
{{PROMPT}}
```

Respond ONLY with the JSON object.

A.2 Automatic Tagger Evaluations

We analyze the predicted cultural tags on a sample of 100 prompts each from a benchmark labeled with one of the cultural dimensions (Knowledge/Dynamics/Bias/Preference) from (AlKhamissi et al., 2026). We expect the highest number of tags to agree with the benchmark label, but since these cultural dimensions are in practice not mutually exclusive, there are valid ambiguities as well. The results in Table 8 confirm that the large majority of sample tags aligns with the benchmark label (68%–100% recall). For BBQ and CIVICS, the predictions of the tagger are more dispersed than expected. *NoCulture* is chosen for 21% samples of BBQ, where we would have expected *Culture as Bias*. Upon inspection, it becomes clear that the label assigned on the dataset-level by AlKhamissi et al. (2024) does not necessarily apply to every single instance within the dataset, as the prompts in BBQ were also not designed with culture as primary axes (Parrish et al., 2022).

A.3 Data Release

For the data release we will follow the original license of each dataset.

B Human Annotation

We sampled 100 prompts from the Aya Dataset for evaluation with human annotators across languages of English, Hindi, Arabic, French, Korean, Simplified and Traditional Chinese. For each example we had three annotators. Annotators are experienced in-house annotators and were monetarily compensated for their annotations. Annotators are native speakers of their respective assigned language and hold a Bachelor’s degree or above. Below are the formulated questions for each tag category.

Category	Dataset	Tag Distribution
Culture as Knowledge	Geofact X	CultureAsKnowledge: 91.00%
		NoCulture: 9.00%
Culture as Dynamics	NormAd	CultureAsDynamics: 100.00%
Culture as Bias	BBQ	NoCulture: 21.43%
		CultureAsBias: 68.37%
		CultureAsPreference: 3.06%
		CultureAsKnowledge: 5.10%
		CultureAsDynamics: 2.04%
Culture as Preference	CIVICS Dataset	NoCulture: 5.00%
		CultureAsPreference: 71.00%
		CultureAsBias: 2.00%
		CultureAsKnowledge: 20.00%
		GeneralCulture: 2.00%

Table 8: Predictions of the tagger for prompts from cultural-targeted benchmarks from the four categories assigned in (AlKhamissi et al., 2026). We expect the tagger’s predictions to mostly match the assigned category.

B.1 Annotation Instructions

Annotators were shown the following instructions during the annotation process.

Task Overview You will be given a user prompt. Your task is to classify it across four dimensions: Domain, Task Intent, Culture, and Geolocation.

Please read the instructions and options for each category below. For every prompt, choose the **single best answer** for each dimension.

B.1.1 Domain Classification

Select **ONE** option that best represents the main subject area of the prompt.

Options HumanitiesArts, Sciences, Technology, SocialSciences, Medical, Finance, Legal, Conversation, Code, Math, Unspecified.

Guidelines Choose the primary domain of the request.

Examples “What is $x + 2 = 6$?” → **Math**

“Write a formal email to my boss in Korea.” → **Unspecified**

B.1.2 Task Intent Classification

Select **ONE** option that best describes the user’s goal.

Options WritingCommunication, CreativeWriting, AcademicWriting, CodingTechnicalHelp, Translation, Summarization, ExplanationLearning, InformationExtraction, EditingRewriting, Classification, ReasoningProblemSolving, PracticalGuidance, LegalAdministrative, MedicalHealth, JobCareer, BusinessFinance, LocalInformation, LanguageLearning, Conversation, Unspecified.

Examples “Write a formal email to my boss in Korea.” → **WritingCommunication**

“What is the capital of France?” → **InformationExtraction**

B.1.3 Culture Classification

Select **ONE** option that best describes the role of culture in the prompt.

Options CultureAsKnowledge, CultureAsPreference, CultureAsDynamics, CultureAsBias, GeneralCulture, NoCulture.

Guidelines Do not mark culture solely because a language is mentioned.

Examples “In the Netherlands which of the following is an unusual common public practice?” → **CultureAsKnowledge**

“Translate the following phrase into French: I would like to buy some croissants.” → **GeneralCulture**

“Talk in Korean.” → **NoCulture**

B.1.4 Geolocation Classification

Step 1: Location Presence Specified, Unknown.

Step 2: Location Value Only complete this step if “Specified” is selected. Write the country mentioned or implied in the prompt.

Guidelines Do not mark a geolocation solely because a non-English language is used.

Examples Wedding cost calculation in India → **India**

“Write a formal email to my boss in Korea.” → **Korea**

“Can you help me write an email?” → **Unknown**

“Hola, cómo estás?” → **Unknown**

C The Distribution of Cultural Contents

Figure 5 shows the proportion of culturally marked data within each dataset along with the language coverage of the dataset. We can see that there are datasets in all quadrants: Datasets with low linguistic diversity but high cultural content are typical specifically curated cultural datasets, e.g. MNRC, CultureBank, Geofact-X. Datasets with a low number of languages and low cultural content in turn are typical post-training datasets. The largest datasets that we tagged here, CulturaX and Dolci SFT are both reasonably multilingual (> 60 languages), but the pretraining data CulturaX contains much more cultural data.

Figure 6 shows the distribution of task intent tags in post-training and benchmarking datasets, and Figure 7 shows the distribution of geolocations.

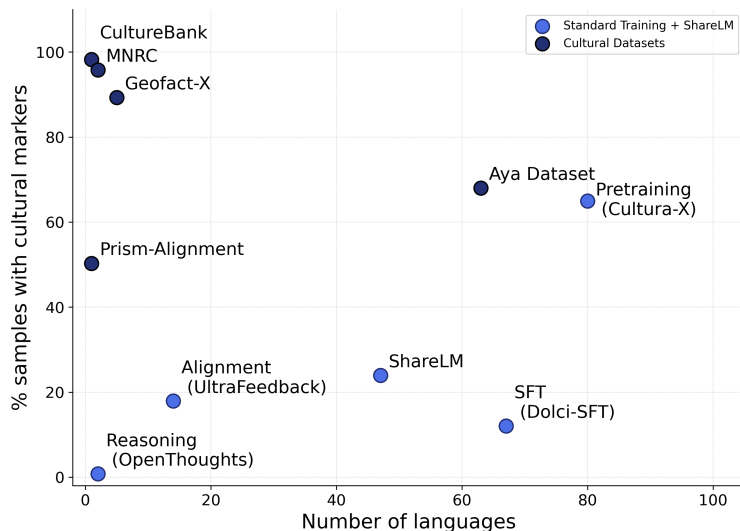


Figure 5: Amount of explicit cultural data increases as the number of languages increases in standard training datasets. Curated cultural datasets exhibit a high percentage of cultural markers despite lower language coverage.

D Culture in AI Perception Survey

Our Culture in AI Perception Survey was administered via Google Forms and distributed via social media. Participants data was anonymized and a total of 81 participants responded. All participants consented to their answers being analyzed and used in aggregated form for research purposes. We collect voluntarily answered demographic information. In Table 9 are the regional breakdowns that participants belong to for those who wished to answer demographic based questions.

E Fine-tuning Tiny Aya with Explicit Culture

E.1 Markers Augmentation Training

For multilingual variants we train for a total of 2 epochs with 18,564 total steps using a peak learning rate of $2.5e-5$, which decays to a final learning rate of $1.25e-6$ for both the marker augmented and non marker augmented model variants.

E.2 Cultural Fine-tuning Training

For multilingual variants we train for a total of 2 epochs totaling 2732 steps using a peak learning rate of $2.5e-5$, which decays to a final learning rate of $1.25e-6$.

For English training data variants due to less data, we train for 6 epochs in each setting to achieve the same number of training steps. We run all experiments on Nvidia-H100 gpus (16 per training run).

F Markers Evaluation Results by Language and Region

All evaluations were conducted with decoding temperature of 0, and we report single run results. We report per-language and per-region breakdowns for all benchmarks in Tables 10 to 13, also adding an CoT evaluation setup for NormAd. We also report English-only results training only on the English

Region	Count
Canada	22
United States	22
India	4
United Kingdom	3
South Korea	3
Germany	2
Indonesia	2
Japan	2
Pakistan	2
Portugal	2
Brazil	1
Cameroon	1
China	1
Colombia	1
Czech Republic	1
Denmark	1
Egypt	1
Italy	1
Morocco	1
Netherlands	1
Slovakia	1
South Africa	1

Table 9: Self-reported residential regions of participants in the Cultural AI Perception Survey.

original Dolci SFT to isolate the effects of multilinguality. Across MGSM, marker augmentation particularly improves performance for several non-English languages, including Japanese and Chinese, while maintaining competitive multilingual performance overall. Similarly, regional breakdowns on NormAd demonstrate that marker augmentation yields stronger gains over no markers variants in regions of Europe, West Asia, Asia-Pacific, and Americas. Cultural SFT yields highest benefits in with english data with using English COT setting for NormAd and BLEnD in English prompts.

Model Variant	Europe	West Asia	South Asia	Asia-Pacific	Africa	Americas	All
English CoT							
TinyAya Global	0.759	0.718	0.673	0.797	0.716	0.717	0.749
Pretrained w/ English Dolci (No Markers)	0.695	0.651	0.635	0.733	0.654	0.697	0.692
Pretrained w/ English Dolci (+ Markers)	0.712	0.671	0.610	0.713	0.623	0.699	0.689
Pretrained w/ MDolci (No Markers)	0.684	0.672	0.687	0.770	0.726	0.636	0.706
Pretrained w/ MDolci (+ Markers)	0.693	0.602	0.579	0.714	0.616	0.669	0.669
Cultural FT on English Dolci + TinyAya Global	0.764	0.719	0.760	0.806	0.739	0.708	0.761
Cultural FT on MDolci + TinyAya Global	0.751	0.693	0.759	0.794	0.766	0.765	0.761
English No CoT							
TinyAya Global	0.741	0.672	0.723	0.786	0.727	0.736	0.743
Pretrained w/ English Dolci (No Markers)	0.488	0.483	0.489	0.477	0.491	0.465	0.482
Pretrained w/ English Dolci (+ Markers)	0.645	0.621	0.544	0.693	0.571	0.644	0.640
Pretrained w/ MDolci (No Markers)	0.765	0.679	0.668	0.724	0.706	0.728	0.726
Pretrained w/ MDolci (+ Markers)	0.798	0.638	0.728	0.760	0.753	0.743	0.754
Cultural FT on English Dolci + TinyAya Global	0.775	0.692	0.676	0.765	0.690	0.724	0.741
Cultural FT on MDolci + TinyAya Global	0.796	0.790	0.710	0.807	0.740	0.725	0.777
Multilingual CoT							
TinyAya Global	0.721	0.704	0.686	0.780	0.660	0.721	0.726
Pretrained w/ English Dolci (No Markers)	0.697	0.623	0.642	0.675	0.624	0.665	0.667
Pretrained w/ English Dolci (+ Markers)	0.682	0.634	0.628	0.695	0.564	0.665	0.661
Pretrained w/ MDolci (No Markers)	0.701	0.704	0.594	0.707	0.678	0.644	0.686
Pretrained w/ MDolci (+ Markers)	0.676	0.627	0.584	0.686	0.598	0.580	0.647
Cultural FT on English Dolci + TinyAya Global	0.737	0.741	0.703	0.764	0.661	0.745	0.734
Cultural FT on MDolci + TinyAya Global	0.752	0.728	0.669	0.771	0.641	0.706	0.730
Multilingual No CoT							
TinyAya Global	0.728	0.678	0.713	0.735	0.640	0.686	0.708
Pretrained w/ English Dolci (No Markers)	0.498	0.489	0.497	0.477	0.500	0.465	0.488
Pretrained w/ English Dolci (+ Markers)	0.604	0.619	0.579	0.605	0.533	0.639	0.600
Pretrained w/ MDolci (No Markers)	0.686	0.621	0.610	0.653	0.586	0.694	0.654
Pretrained w/ MDolci (+ Markers)	0.751	0.718	0.686	0.767	0.637	0.749	0.734
Cultural FT on English Dolci + TinyAya Global	0.722	0.682	0.626	0.717	0.638	0.699	0.697
Cultural FT on MDolci + TinyAya Global	0.731	0.624	0.706	0.722	0.677	0.739	0.710

Table 10: Regional evaluation results across different training settings and prompting configurations in NormAd. Bold values indicate the best score within each setting column.

Model Variant	US	GB	CN	ES	MX	ID	KR	KP	GR	IR	DZ	AZ	JB	AS	NG	ET	Overall
English Prompts																	
TinyAya Global	0.628	0.601	0.427	0.384	0.414	0.302	0.391	0.308	0.456	0.381	0.410	0.318	0.289	0.327	0.229	0.313	0.386
Pretrained w/ English Dolci (No Markers)	0.494	0.449	0.357	0.310	0.378	0.327	0.299	0.237	0.329	0.265	0.303	0.293	0.260	0.305	0.161	0.214	0.311
Pretrained w/ English Dolci (+ Markers)	0.527	0.456	0.323	0.318	0.364	0.333	0.293	0.240	0.335	0.292	0.344	0.332	0.287	0.308	0.184	0.228	0.323
Pretrained w/ MDolci (No Markers)	0.590	0.538	0.400	0.366	0.439	0.352	0.375	0.284	0.355	0.326	0.366	0.320	0.297	0.269	0.212	0.252	0.359
Pretrained w/ MDolci (+ Markers)	0.599	0.538	0.401	0.374	0.434	0.343	0.345	0.288	0.369	0.330	0.314	0.327	0.295	0.271	0.186	0.230	0.353
Cultural FT on English Dolci + TinyAya Global	0.626	0.574	0.437	0.381	0.434	0.363	0.400	0.290	0.423	0.370	0.383	0.359	0.323	0.354	0.221	0.266	0.388
Cultural FT on MDolci + TinyAya Global	0.665	0.570	0.419	0.408	0.453	0.351	0.388	0.281	0.403	0.363	0.400	0.337	0.304	0.339	0.201	0.278	0.385
Source Prompts																	
TinyAya Global	0.644	0.597	0.499	0.456	0.436	0.349	0.355	0.251	0.416	0.326	0.254	0.208	0.162	0.077	0.106	0.121	0.328
Pretrained w/ English Dolci (No Markers)	0.514	0.480	0.403	0.399	0.342	0.344	0.385	0.240	0.250	0.239	0.234	0.057	0.092	0.049	0.054	0.062	0.259
Pretrained w/ English Dolci (+ Markers)	0.524	0.454	0.378	0.424	0.339	0.356	0.375	0.232	0.254	0.242	0.251	0.110	0.069	0.045	0.058	0.058	0.261
Pretrained w/ MDolci (No Markers)	0.612	0.554	0.372	0.462	0.405	0.416	0.366	0.256	0.320	0.271	0.270	0.084	0.118	0.073	0.114	0.104	0.300
Pretrained w/ MDolci (+ Markers)	0.604	0.532	0.364	0.438	0.410	0.428	0.354	0.221	0.308	0.255	0.259	0.096	0.121	0.061	0.116	0.077	0.290
Cultural FT on English Dolci + TinyAya Global	0.595	0.556	0.476	0.446	0.416	0.366	0.338	0.210	0.336	0.335	0.249	0.198	0.114	0.081	0.116	0.132	0.311
Cultural FT on MDolci + TinyAya Global	0.669	0.598	0.459	0.439	0.391	0.366	0.356	0.213	0.349	0.326	0.254	0.208	0.159	0.081	0.131	0.115	0.320

Table 11: Country-level evaluation results across English and Source Language prompts in BLenD. Bold values indicate the best score within each column and setting.

Cultural Tags Present Across Task Intents For Post-Training and Benchmark Datasets




Figure 6: Cultural markers distribution across task intents in post-training and benchmark datasets

Language × Geolocation in Culturally Marked Samples (top 10 langs × top 10 geos per dataset)

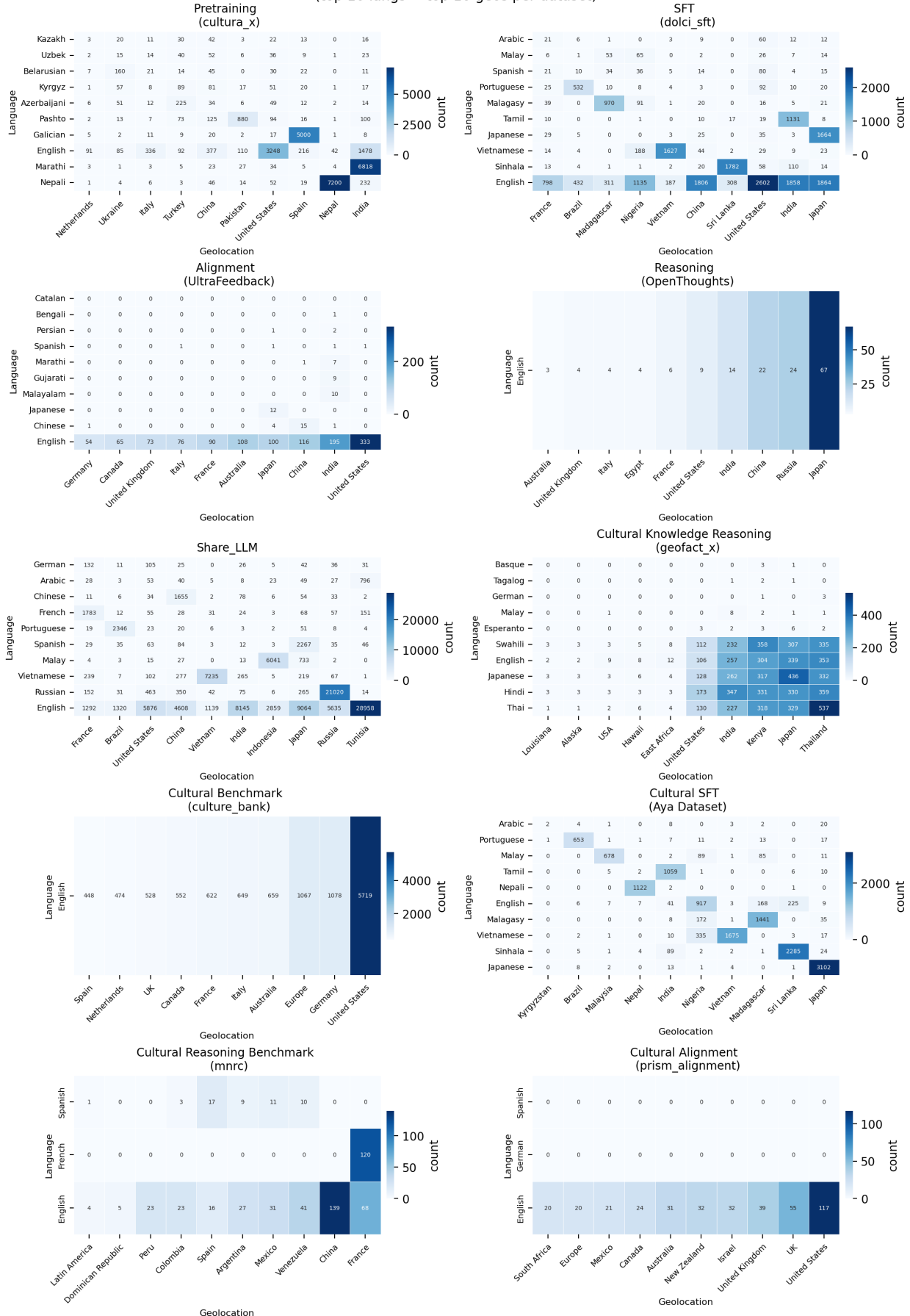


Figure 7: Top 10 languages × top 10 geolocations present across datasets in culturally marked examples.

Model Variant	bn	de	en	es	fr	ja	ru	sw	te	th	zh	Overall
Baseline												
TinyAya Global	0.536	0.644	0.712	0.632	0.568	0.552	0.652	0.600	0.576	0.556	0.588	0.601
English Dolci FT												
Pretrained w/ English Dolci (No Markers)	0.252	0.368	0.520	0.300	0.324	0.176	0.104	0.084	0.116	0.052	0.296	0.236
Pretrained w/ English Dolci (+ Markers)	0.244	0.400	0.580	0.260	0.440	0.268	0.144	0.048	0.092	0.056	0.440	0.270
MDolci FT												
Pretrained w/ MDolci (No Markers)	0.496	0.580	0.640	0.616	0.576	0.428	0.632	0.532	0.488	0.556	0.520	0.551
Pretrained w/ MDolci (+ Markers)	0.512	0.628	0.636	0.496	0.548	0.512	0.624	0.464	0.536	0.492	0.608	0.551
Cultural FT												
Cultural FT on English Dolci + TinyAya Global	0.448	0.520	0.644	0.572	0.504	0.428	0.604	0.504	0.448	0.572	0.568	0.528
Cultural FT on MDolci + TinyAya Global	0.464	0.608	0.684	0.576	0.512	0.460	0.648	0.536	0.492	0.516	0.568	0.551

Table 12: MGSM results across language settings. Bold values indicate the best-performing model within each subsection and column. For Cultural FT, values are only bolded if they outperform the TinyAya Global baseline.

Model Variant	ar	bn	de	en	es	fr	hi	id	it	ja	ko	pt	sw	yo	zh	Overall
Baseline																
TinyAya Global	0.525	0.5075	0.590	0.610	0.5675	0.560	0.5225	0.565	0.5425	0.545	0.5425	0.565	0.410	0.3725	0.5925	0.5345
English Dolci FT																
Pretrained w/ English Dolci (No Markers)	0.425	0.4025	0.470	0.475	0.4825	0.4375	0.425	0.4175	0.460	0.435	0.4125	0.4625	0.350	0.3075	0.415	0.4252
Pretrained w/ English Dolci (+ Markers)	0.430	0.385	0.4225	0.4825	0.4675	0.4425	0.410	0.410	0.480	0.375	0.445	0.445	0.310	0.320	0.4525	0.4185
MDolci FT																
Pretrained w/ MDolci (No Markers)	0.4625	0.455	0.480	0.5306	0.455	0.5025	0.3925	0.4775	0.4775	0.455	0.445	0.4425	0.400	0.2925	0.465	0.4489
Pretrained w/ MDolci (+ Markers)	0.5025	0.4325	0.505	0.5375	0.4875	0.510	0.430	0.5125	0.5175	0.465	0.445	0.5025	0.4025	0.305	0.520	0.4717
Cultural FT																
Cultural FT on English Dolci + TinyAya Global	0.5175	0.485	0.5525	0.580	0.555	0.5275	0.4875	0.505	0.5475	0.500	0.4525	0.5175	0.4375	0.395	0.505	0.5043
Cultural FT on MDolci + TinyAya Global	0.510	0.500	0.540	0.5525	0.530	0.5475	0.4975	0.5375	0.5675	0.540	0.5375	0.5775	0.4525	0.3875	0.500	0.5185

Table 13: Global MMLU evaluation results. Bold values indicate the best-performing model within each column and setting. For Cultural FT, values are only bolded if they outperform the TinyAya Global baseline.

Model Variant	Age	SES	Religion	Nationality	Race Ethnicity	Gender Identity	Disability Status	Sexual Orientation	Physical Appearance	Race × SES	Race × Gender	Overall
Baseline												
TinyAya Global	0.6252	0.7191	0.6550	0.6828	0.7182	0.6923	0.5790	0.6609	0.6345	0.7007	0.7026	0.6700
English Dolci FT												
Pretrained w/ English Dolci (No Markers)	0.4329	0.4765	0.5055	0.5269	0.4985	0.5099	0.4364	0.5475	0.4702	0.5207	0.5109	0.4942
Pretrained w/ English Dolci (+ Markers)	0.5095	0.5618	0.5425	0.6104	0.5999	0.5783	0.5360	0.5613	0.5463	0.6201	0.5983	0.5695
MDolci FT												
Pretrained w/ MDolci (No Markers)	0.3720	0.4025	0.4417	0.4318	0.4218	0.4498	0.3785	0.3924	0.3826	0.4406	0.4299	0.4131
Pretrained w/ MDolci (+ Markers)	0.4247	0.5016	0.4667	0.5081	0.4789	0.5136	0.4145	0.4977	0.4416	0.4897	0.4689	0.4733
Cultural FT												
Cultural FT on English Dolci + TinyAya Global	0.6185	0.7271	0.6092	0.6899	0.6799	0.6756	0.5874	0.6470	0.6009	0.6651	0.7173	0.6562
Cultural FT on MDolci + TinyAya Global	0.6579	0.7359	0.6225	0.6948	0.6993	0.6715	0.6195	0.6458	0.6218	0.6823	0.7222	0.6703

Table 14: BBQ evaluation results (accuracy) for English-only and multilingual experiments for both Cultural SFT and marker-augmented SFT.