

# Graphical Analysis of Lifted Product Code Constructions

Ragnar Freij-Hollanti, Kirsten D. Morris, Patricija Šapokaitė

June 11, 2026

## Abstract

Lifted product codes are an important family of quantum low-density parity-check (QLDPC) codes, as they were the first QLDPC code family shown to be asymptotically good. Understanding the structure of their parity-check matrices  $H_X$  and  $H_Z$ , as well as the associated Tanner graphs, is essential for analyzing their decoding behavior and error-floor performance. In this work, we show that the Tanner graphs of  $H_X$  and  $H_Z$  are indeed isomorphic, and investigate their graph-theoretical structure. We establish conditions ensuring the connectivity of these graphs and provide bounds on their minimal absorbing sets, providing new insight into the combinatorial structures influencing decoding performance.

## 1 Introduction

Quantum computing has significant promise for solving problems that are intractable for classical systems, but fully realizing this potential requires robust quantum error correction. Constructing quantum error correcting code families that are efficient and practically implementable remains an active area of research.

Quantum low-density parity-check (LDPC) codes are particularly promising candidates for quantum error correction, especially given Gottesman's result proving constant overhead of fault tolerant quantum computation when using quantum LDPC codes with a constant encoding rate [1]. Despite this promise, constructing quantum LDPC codes that are asymptotically good while also maintaining desirable decoding performance in the finite block length regime has been nontrivial.

Pantaleev and Kalachev resolved this open question with the introduction of lifted product (LP) codes, the first construction of asymptotically good quantum LDPC codes [2]. These codes combine the protograph based structure from classical LDPC codes along with tensoring operations, yielding codes with both constant rate and growing distance. However, a detailed understanding of the structural and combinatorial properties of these codes, particularly explicit constructions, remains open.

Graph lifts have been extensively studied for classical LDPC codes, particularly in terms of their impact on connectivity, girth, and cycle structure [3, 4, 5]. However, in the context of lifted product codes, the interplay between graph lifting and tensoring operations introduces new phenomena that are not yet fully characterized. In particular, the relationship between the base protograph and the resulting Tanner graph requires more care, influencing the analysis of structural properties such as connectivity, girth, and the presence of small substructures that influence decoding performance [6, 7, 8].

In this work, we investigate these questions for a class of lifted product constructions derived from a single base matrix  $B$  as described in [9]. We establish precise conditions on  $B$  that determine when the associated

Tanner graph of  $H_X$  is connected. Building on this result, we then explore the implications of this connectivity criterion for the girth and absorbing sets of the resulting graphs.

This paper is organized as follows. In Section 2, we provide the necessary background. In Section 3, we give conditions on the base matrix  $B$  such that the resulting lifted graph  $G_{H_X}$  is connected. We provide an analysis of girth and minimal absorbing set structures in Section 4.

## 2 Preliminaries

### 2.1 Graph Theory Tools

Let  $n$  be a natural number and let  $[n]$  denote the set  $\{1, 2, \dots, n\}$ . We write  $0_n$  and  $1_n$  to denote the  $n \times n$  all-zeros and all-ones matrices, respectively, dropping the subscript  $n$  when clear from context. We denote the  $n \times n$  identity matrix as  $I_n$ .

A convenient way to represent a parity check matrix  $H$  is through its *Tanner graph*  $G_H$  [10].

**Definition 2.1.** For a binary linear code  $\mathcal{C} \subseteq \mathbb{F}_2^n$  and a parity check representation  $H \in \mathbb{F}_2^{m \times n}$  for  $\mathcal{C}$  we associate a bipartite graph  $G_H = (V, C; E)$ , called the *Tanner graph* of  $\mathcal{C}$  corresponding to  $H$ . The vertices of the Tanner graph are the *variable nodes*  $V = \{v_1, \dots, v_n\}$  and the *check nodes*  $C = \{c_1, \dots, c_m\}$  and the edge set is given by  $c_i \sim v_j$  if and only if the entry  $h_{ij}$  in  $H$  is nonzero.

We denote the girth of a graph  $G$  by  $g(G)$ . An important combinatorial invariant of a Tanner graph is its *absorbing sets*. These were first introduced by Dolecek et. al as a combinatorial structure whose presence is detrimental to the error floor of classical decoders [11], later shown to also be harmful for syndrome-based bit flipping decoders in the quantum setting [12].

**Definition 2.2.** Given a Tanner graph  $G$ , an  $(a, b)$  *absorbing set*  $\mathcal{A}$  is a subset of  $a = |\mathcal{A}|$  variable nodes such that there are  $b$  odd degree check nodes in the induced subgraph  $G_{\mathcal{A} \cup \mathcal{N}(\mathcal{A})}$  and every variable node  $v \in \mathcal{A}$  has strictly more even than odd degree neighbors in  $G_{\mathcal{A} \cup \mathcal{N}(\mathcal{A})}$ .

Next, we establish necessary notation used to define our main objects of study, the *lifted product codes*, introduced in [2].

**Definition 2.3.** We denote the group of  $r \times r$  *circulant permutations* as  $\mathbf{C}_r = \{I, P, P^1, \dots, P^{r-1}\}$  where  $P$  is the cyclic permutation mapping  $i$  to  $i + 1 \pmod r$ .

With a slight abuse of notation, we will refer to the permutation matrices and their corresponding permutations interchangeably, with the particular object clear from the context. In particular,

$$P = \begin{pmatrix} 0 & \dots & 0 & 1 \\ 1 & 0 & \dots & 0 \\ \dots & & & \dots \\ 0 & \dots & 1 & 0 \end{pmatrix}.$$

Consider a graph  $G = (V, E)$  with vertex set  $V = \{v_1, \dots, v_n\}$ , called the *protograph*, and let  $r \in \mathbb{N}$ . A *lift of degree  $r$*  (or simply an  *$r$ -lift*) of  $G$  is a graph  $\tilde{G}$  with vertex set  $\tilde{V} = \{v_{i,k} : v_i \in V, k \in [r]\}$ , together with a

projection map

$$\pi : \tilde{G} \rightarrow G$$

defined on vertices by

$$\pi(v_{i,k}) = v_i.$$

such that, for each edge  $e = v_i v_j \in E$ , the corresponding edges  $\pi^{-1}(e)$  in the lifted graph form a perfect matching between the fibers

$$\pi^{-1}(v_i) = \{v_{i,1}, \dots, v_{i,r}\} \text{ and } \pi^{-1}(v_j) = \{v_{j,1}, \dots, v_{j,r}\},$$

We will be concerned with a particular permutation-based  $r$ -lift, constructed by assigning to each directed edge  $e = v_i v_j \in E$  a circulant permutation  $\tau_e \in \mathbf{C}_r$ . The lifted edges corresponding to  $e$  are then

$$v_{i,k} v_{j, \tau_e(k)}, \quad 1 \leq k \leq r. \quad (2.1)$$

Edges are treated as directed when assigning permutations, and when the protograph  $G$  is a Tanner graph, we assume all edges are oriented from variable nodes to check nodes in this paper. We refer to the bi-adjacency matrix associated to the protograph as the *base matrix* and the bi-adjacency matrix associated with the lifted graph as the *lifted matrix*. We will frequently have labeled edges in the protograph  $G$ , in which case the base matrix has these labels as entries.

There is a rich history of exploring the graph properties relating a protograph and its corresponding graph lift. We state a formulation of two of them here for reference.

**Theorem 2.4.** [13] *Let  $\gamma$  be a  $k$ -cycle in a protograph  $G$  such that the permutation product on  $\gamma$  has order  $m$  in the cyclic group  $\mathbf{C}_r$ . Then each component of the preimage  $\pi^{-1}(\gamma)$  is a  $km$ -cycle, and there are  $\frac{|\mathbf{C}_r|}{m} = \frac{r}{m}$  such components.*

Given a connected protograph  $G$  with edges labeled by elements of  $\mathbf{C}_r$ , let  $T$  be a spanning tree of  $G$ . The *fundamental cycles* of  $G$  are formed by taking each edge  $e \notin T$  and considering the unique cycle in  $T \cup e$ .

**Theorem 2.5.** [13] *Let  $G$  be a connected protograph. The number of connected components of  $\tilde{G}$  is the index in the cyclic group  $\mathbf{C}_r$ , of the subgroup generated by the net permutation products around the fundamental cycles of  $G$ .*

Crucially,  $\tilde{G}$  is connected if and only if the net permutation products around the fundamental cycles of  $G$  generates all of  $\mathbf{C}_r$ .

**Example 2.6.** Consider a base matrix  $A$  with entries  $P^{\epsilon_{ij}} \in C_2$  for  $i, j \in [2]$  and corresponding lifted matrix  $A'$  in Equation 2.2.

$$A = \begin{bmatrix} P^0 & P^1 \\ P^1 & P^0 \end{bmatrix}, \quad A' = \begin{bmatrix} 1 & 0 & 0 & 1 \\ 0 & 1 & 1 & 0 \\ 0 & 1 & 1 & 0 \\ 1 & 0 & 0 & 1 \end{bmatrix}. \quad (2.2)$$

We illustrate the corresponding protograph  $G_A$  and lifted graph in Figure 1. Consider the closed walk  $W = v_1 \sim c_1 \sim v_2 \sim c_2 \sim v_1$  in  $G_A$ . We associate to this closed walk the permutation product

$P^0(P^1)^{-1}P^0(P^1)^{-1} = P^{-2} = \iota$  in  $C_2$ . The permutation product thus has order  $m = 1$ , and hence the 4-cycle of  $G_B$  lifts to  $\frac{|C_2|}{m} = \frac{2}{1} = 2$  4-cycles in  $\tilde{G}_B$ , as described in Theorem 2.4.



Figure 1: A labeled protograph  $G_A$  and its lift  $G'_A$  from Ex. 2.6.

## 2.2 Lifted Product Code Construction

Quantum low-density parity-check (QLDPC) codes are an important class of quantum error-correcting codes defined by having sparse parity check matrices, making them suitable for low complexity iterative decoding. In this work, we focus on lifted product codes, which are a subclass of Calderbank-Shor-Steane (CSS) codes [14], constructed from two classical linear codes. Consider two linear codes  $\mathcal{C}_X, \mathcal{C}_Z \subseteq \mathbb{F}_2^n$  such that  $\mathcal{C}_X \subseteq \mathcal{C}_Z^\perp$  and corresponding parity check matrices  $H_X$  and  $H_Z$ . We construct a CSS code, denoted  $CSS(\mathcal{C}_X, \mathcal{C}_Z)$ , with parity check matrix  $H = \begin{bmatrix} H_X & 0 \\ 0 & H_Z \end{bmatrix}$ . The condition that  $\mathcal{C}_X \subseteq \mathcal{C}_Z^\perp$  implies that  $H_Z H_X^T = 0$ , hence the stabilizer generators for the code commute and  $CSS(\mathcal{C}_X, \mathcal{C}_Z)$  forms a valid *stabilizer code*. In quantum communications channels, the X errors, or bit-flip errors, and Z errors, or phase-flip errors, are typically correlated, but we ignore this correlation for CSS codes [15] and decode X and Z errors separately, using  $H_X$  to decode Z errors and  $H_Z$  to decode X errors.

For this reason, the performance of iterative graph-based decoders for these codes reduces to understanding the two Tanner graphs separately. *Lifted product codes* refer to a broad CSS code construction, using base matrices and some group action to construct a CSS code with good parameters. We consider the particular lifted product code construction as in [9], and we describe this construction below.

Consider an  $m \times n$  matrix  $B$  with entries  $b_{ij} = P^{\epsilon_{ij}}$ , where  $P$  is the generator of  $\mathbf{C}_r$ . We then construct the two base matrices

$$\begin{aligned} B_X &= [B \otimes I_n \mid I_m \otimes B^*] \\ \text{and } B_Z &= [I_n \otimes B \mid B^* \otimes I_m], \end{aligned} \tag{2.3}$$

for  $B^*$  the conjugate transpose of  $B$ . That is, if  $B = [b_{ij}]_{i \in [m], j \in [n]}$ , then  $B^* := [b_{ji}^{-1}]_{j \in [n], i \in [m]}$  where  $b_{ij}^{-1} = (P^{\epsilon_{ij}})^{-1} = P^{r-\epsilon_{ij}}$  is the inverse of  $b_{ij} = P^{\epsilon_{ij}}$  in  $\mathbf{C}_r$ . We perform the  $r$ -lift described in equation (2.1) on the matrices  $B_X$  and  $B_Z$ , and obtain the resulting matrices  $H_X$  and  $H_Z$ . Given the dimensions  $m \times n$  of the base matrix  $B$ , we observe that both  $H_X$  and  $H_Z$  have  $r(mn)$  rows and  $r(m^2 + n^2)$  columns. Since  $H_X H_Z^T = 0$ , we obtain the resulting lifted product quantum CSS code  $\mathcal{C}(H_X, H_Z)$ , which we denote as  $\mathcal{C}$  with parameters  $[[r(n^2 + m^2), k^{\mathcal{C}}, d^{\mathcal{C}}]]$ .

Observe that  $G_B$  and  $G_{B^*}$  have identical check and variable nodes, but with  $G_B$  and  $G_{B^*}$  have the edge label mappings  $\ell_1$  and  $\ell_2$ , respectively, as seen in (2.4).

$$\begin{aligned}
\ell_1 : E_B &\rightarrow L, & (c_i, v_j) &\mapsto b_{ij}, \\
\ell_2 : E_B &\rightarrow L, & (c_i, v_j) &\mapsto b_{ji}^{-1}.
\end{aligned} \tag{2.4}$$

When analyzing the resulting Tanner graphs and permutation products arising from walks on these graphs, we implicitly assign traversals from variable nodes to check nodes with a positive orientation, and a traversal from check nodes to variable nodes with a negative orientation. That is, given nodes  $v_j$  and  $c_i$  with edge label  $b_{ij}$ , we associate a traversal from  $v_j$  to  $c_i$  with the permutation  $b_{ij}$ , and a traversal from  $c_i$  to  $v_j$  with the permutation  $b_{ij}^{-1}$ .

Enumerate the check nodes of  $G_{B_X}$  as  $c_{i,j}$ , the variable nodes of  $G_{B \otimes I_n}$  as  $v_{k,j}$ , and the variable nodes of  $G_{I_m \otimes B^*}$  as  $v'_{i,\ell}$  for  $i, \ell \in [m]$  and  $j, k \in [n]$ . We observe that  $G_{B \otimes I_n}$  is a disjoint union of  $n$  copies of  $G_B$ , to be denoted  $G_1, \dots, G_n$ , and  $G_{I_m \otimes B^*}$  is a disjoint union of  $m$  copies of  $G_{B^*} \cong G_B$ , to be denoted  $G'_1, \dots, G'_m$ . To visualize these subgraphs from the matrix perspective, for a  $2 \times 3$  base matrix  $B = \begin{bmatrix} b_1 & b_2 & b_3 \\ b_4 & b_5 & b_6 \end{bmatrix}$ , we write out the terms of  $B_X = [B \otimes I_3 \mid I_2 \otimes B^*]$  in (2.5).

$$\begin{array}{c}
\begin{array}{cccccccccccc}
v_{1,1} & v_{1,2} & v_{1,3} & v_{2,1} & v_{2,2} & v_{2,3} & v_{3,1} & v_{3,2} & v_{3,3} & v'_{1,1} & v'_{1,2} & v'_{2,1} & v'_{2,2}
\end{array} \\
\begin{array}{c}
c_{1,1} \\
c_{1,2} \\
c_{1,3} \\
c_{2,1} \\
c_{2,2} \\
c_{2,3}
\end{array}
\left[ \begin{array}{cccccccccccc}
b_1 & 0 & 0 & b_2 & 0 & 0 & b_3 & 0 & 0 & b_1^{-1} & b_4^{-1} & 0 & 0 \\
0 & b_1 & 0 & 0 & b_2 & 0 & 0 & b_3 & 0 & b_2^{-1} & b_5^{-1} & 0 & 0 \\
0 & 0 & b_1 & 0 & 0 & b_2 & 0 & 0 & b_3 & b_3^{-1} & b_6^{-1} & 0 & 0 \\
b_4 & 0 & 0 & b_5 & 0 & 0 & b_6 & 0 & 0 & 0 & 0 & b_1^{-1} & b_4^{-1} \\
0 & b_4 & 0 & 0 & b_5 & 0 & 0 & b_6 & 0 & 0 & 0 & b_2^{-1} & b_5^{-1} \\
0 & 0 & b_4 & 0 & 0 & b_5 & 0 & 0 & b_6 & 0 & 0 & b_3^{-1} & b_6^{-1}
\end{array} \right]
\end{array} \tag{2.5}$$

In terms of graphs,  $G_{B_X}$  thus decomposes into  $n$  disjoint copies  $G_1, \dots, G_n$  of  $G_B$  “on the left” and  $m$  disjoint copies  $G'_1, \dots, G'_m$  “on the right”, where the  $j$ :th check node of  $G_i$  is identified with the  $i$ :th variable node of  $G_j$ , for  $i \in [n], j \in [m]$ . These identified nodes then serve as the check nodes of the big graph  $G_{B_X}$ , as in Figure 2. The intersection graph between the subgraphs  $G_i, G'_j$  thus itself forms a complete  $(n, m)$ -bipartite graph.

We will fix notation, and denote the nodes and edges of  $G_{B_X}$  as follows:

$$\begin{array}{lll}
\text{Variable nodes in } B \otimes I_n : & v_{i,j} & i, j \in [n]. \\
\text{Variable nodes in } I_m \otimes B^* : & v'_{i,j} & i, j \in [m]. \\
\text{Check nodes :} & c_{i,j} & i \in [n], j \in [m]. \\
\text{Edges in } B \otimes I_n : & e_{i,j,k} : v_{i,j} \sim c_{j,k} & i, j \in [n], k \in [m]. \\
\text{Edges in } (I_m \otimes B^*) : & e'_{i,j,k} : (v'_{k,j}) \sim c_{i,j} & i \in [n], j, k \in [m].
\end{array}$$

The edge  $e_{i,j,k}$  is labeled  $P^{\varepsilon_{j,k}}$ , and the edge  $e'_{i,j,k}$  is labeled  $(P^{\varepsilon_{i,j}})^{-1}$ , when oriented from variable nodes to check nodes.

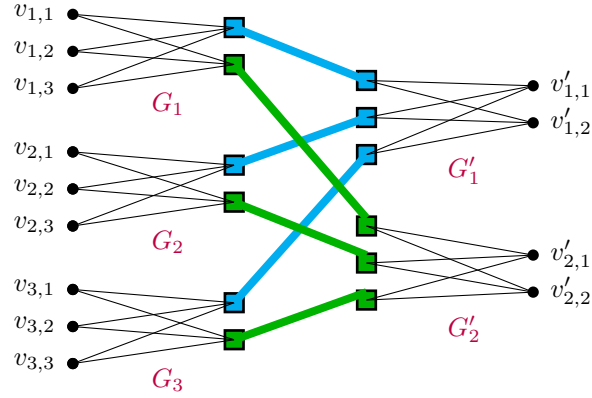


Figure 2: The graph  $G_{B_X}$  for an  $m \times n$  base matrix  $G_B$ . The left and right endpoints of each of the colored lines in the middle represent the same vertex. The edge labels on the left are  $b_{i,j}$ , whereas the edge labels on the right are  $b_{i,j}^{-1}$ .

With this notation, we have

$$G_i = G_{B_X}[\{v_{i,1}, \dots, v_{i,n}\} \cup \{c_{i,1}, \dots, c_{i,m}\}]$$

and

$$G'_i = G_{B_X}[\{c_{1,i}, \dots, c_{n,i}\} \cup \{v'_{i,1}, \dots, v'_{i,m}\}].$$

**Theorem 2.7.** *The graphs  $G_{H_X}$  and  $G_{H_Z}$  are isomorphic.*

*Proof.* The Kronecker product has the property that  $A \otimes B = P(B \otimes A)Q$  for some permutation matrices  $P$  and  $Q$  [16]. We use this property to construct permutation matrices  $P$  and  $Q$  such that  $B_X = P(B_Z)Q$ . Let  $e_i^{(m)}$  denote the standard basis vector of length  $m$  and  $e_j^{(n)}$  denote the standard basis vector of length  $n$ . Define  $P_{m,n} \in \mathbb{F}_2^{mn \times nm}$  as the matrix associated to the linear map  $F_2^m \otimes F_2^n \rightarrow F_2^m \otimes F_2^n$  that is defined by

$$P_{m,n} \left( e_i^{(m)} \otimes e_j^{(n)} \right) = e_j^{(n)} \otimes e_i^{(m)}.$$

That is, the columns of  $P_{m,n}$  are indexed by pairs  $(i, j) \in [m] \times [n]$ , corresponding to basis vectors  $e_i^{(m)} \otimes e_j^{(n)}$ , while the rows are indexed by pairs  $(j, i) \in [n] \times [m]$ , corresponding to basis vectors  $e_j^{(n)} \otimes e_i^{(m)}$ . The entries in the matrix  $P_{m,n}$  are given by

$$P_{m,n}(a, b) = \begin{cases} 1 & \text{for } a = (j, i) \text{ and } b = (i, j) \\ 0 & \text{else.} \end{cases}$$

Set  $P := P_{m,n}$  and  $Q := \begin{bmatrix} P_{n,n} & 0 \\ 0 & P_{m,m} \end{bmatrix}$ . Then

$$P \begin{bmatrix} B \otimes I_n & I_m \otimes B^* \end{bmatrix} Q^T = \begin{bmatrix} I_n \otimes B & B^* \otimes I_m \end{bmatrix}.$$

To see this, right multiplication by  $P_{n,n}^T$  permutes the columns of  $B \otimes I_n$  by swapping the two tensor coordinates:

$$e_i^{(n)} \otimes e_j^{(n)} \mapsto e_j^{(n)} \otimes e_i^{(n)}.$$

Similarly, right multiplication by  $P_{m,m}^T$  permutes the columns of  $I_m \otimes B^*$  by swapping

$$e_i^{(m)} \otimes e_j^{(m)} \mapsto e_j^{(m)} \otimes e_i^{(m)}.$$

Left multiplication by  $P = P_{m,n}$  permutes the rows by sending the row label

$$e_b^{(m)} \otimes e_c^{(n)} \mapsto e_c^{(n)} \otimes e_b^{(m)}.$$

Equivalently, it relabels rows from pairs  $(b, c)$  to pairs  $(c, b)$ . The first block satisfies

$$P_{m,n}(B \otimes I_n)P_{n,n}^T = I_n \otimes B,$$

and the second block satisfies

$$P_{m,n}(I_m \otimes B^*)P_{m,m}^T = B^* \otimes I_m.$$

This correspondence between  $B_X$  and  $B_Z$  lifts to  $H_X$  and  $H_Z$ . Graphically, this relabeling of the row and column indices is equivalent to relabeling the check nodes and variable nodes, and thus the Tanner graphs corresponding to  $H_X = \begin{bmatrix} B \otimes I_n & I_m \otimes B^* \end{bmatrix}$  and  $H_Z = \begin{bmatrix} I_n \otimes B & B^* \otimes I_m \end{bmatrix}$  are isomorphic.  $\blacksquare$

As a consequence of Theorem 2.7, it suffices to analyze just one of the Tanner graph pairs  $(G_{B_X}, G_{H_X})$  or  $(G_{B_Z}, G_{H_Z})$  when investigating graph properties.

### 3 Conditions on Connectivity

In this section, we will determine the connectivity of the lifted graph  $G_{H_X}$  in terms of the permutation products along cycles in the base graph, extending Theorem 2.4. Our first tool will be the specialization of Theorem 2.4 to  $2 \times 2$  base matrices.

**Lemma 3.1.** *Consider a  $2 \times 2$  base matrix  $B$  with entries in  $\mathbf{C}_r$ . That is,*

$$B = \begin{bmatrix} b_{11} & b_{12} \\ b_{21} & b_{22} \end{bmatrix}$$

with entries  $b_{ij} = P^{\varepsilon_{ij}}$  for  $\varepsilon_{ij} \in \{0, 1, \dots, r-1\}$  for

$$P = \begin{bmatrix} 0 & \dots & 0 & 1 \\ 1 & 0 & \dots & 0 \\ \dots & \dots & \dots & \dots \\ 0 & \dots & 1 & 0 \end{bmatrix} \in \mathbf{C}_r.$$

The graph lift  $\tilde{G}_B$  is connected if and only if  $\gcd(\beta, r) = 1$ , where

$$\beta := \varepsilon_{11} - \varepsilon_{12} - \varepsilon_{21} + \varepsilon_{22} \pmod{r}. \quad (3.1)$$

*Proof.* The base graph  $G_B = K_{2,2}$  is a 4-cycle, so  $\tilde{G}_B$  consists only of the preimage of this cycle. By Theorem 2.4, this preimage has  $\frac{r}{m}$  connected components, where  $m$  is the order of the permutation product  $b_{1,1}b_{1,2}^{-1}b_{2,2}b_{2,1}^{-1} = P^\beta$ .

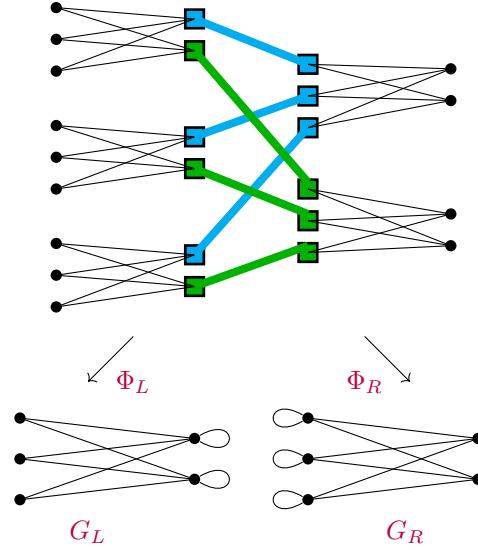


Figure 3: The projections  $\Phi_L : G_{B_x} \rightarrow G_L$  and  $\Phi_R : G_{B_x} \rightarrow G_R$ .

But the order of  $P^\beta$  is the smallest integer  $m$  such that  $P^{\beta m} = \iota$ , in other words such that  $\beta m$  is a multiple of  $r$ . This number is clearly equal to  $r$  if and only if  $\gcd(r, \beta) = 1$ , which is thus precisely when the number  $\frac{r}{m}$  of connected components equals 1. ■

We extend this notion of connectivity to the graph lift  $G_{H_x} = \tilde{G}_{B_x}$ . In order to apply Theorems 2.4 and 2.5, we will study permutation products along cycles in  $G_{B_x}$ . We will do this by relating cycles in  $G_{B_x}$  to cycles in  $G_B$ , in two different ways.

**Definition 3.2.** Let  $G$  be a bipartite graph with vertex set

$$\{v_1, \dots, v_m\} \sqcup \{w_1, \dots, w_n\},$$

with edges  $e_{ij}$  labeled by a permutation  $\sigma_{ij}$  between vertices  $v_i$  and  $w_j$  for some values of  $1 \leq i \leq m$ ,  $1 \leq j \leq n$ . We then construct a graph  $G'_L$  from  $G'$  by adding a loop labeled  $\iota$  at  $w_j$  for every  $1 \leq i \leq m$ . Similarly, we construct a graph  $G_R$  from  $G$  by first relabeling the edges  $e_{ij}$  by  $\sigma_{ij}^{-1}$ , and then adding a loop labelled 0 at  $v_j$  for every  $1 \leq i \leq n$ .

The indices  $L$  and  $R$  are meant to indicate that these are the “left” and “right” copies of  $G$  in  $G_{B_x}$ , as explained in the following theorem.

**Theorem 3.3.** *There are two graph homomorphisms  $\Phi_L : G_{B_x} \rightarrow G_L$  and  $\Phi_R : G_{B_x} \rightarrow G_R$ , given by*

$$\begin{aligned} \Phi_L : v_{ij} &\mapsto v_i \\ &c_{ij} \mapsto w_j \\ &w_{ij} \mapsto w_j, \end{aligned}$$

and analogously

$$\Phi_R : v_{ij} \mapsto v_j$$

$$\begin{aligned} c_{ij} &\mapsto v_i \\ w_{ij} &\mapsto w_i. \end{aligned}$$

If  $\gamma$  is a closed walk in  $G_{B_X}$ , then the permutation product along  $\gamma$  equals the product of the permutation products along the closed walks  $\Phi_R(\gamma)$  and  $\Phi_L(\gamma)$ .

*Proof.* Clearly,  $\Phi_L$  maps edges in  $G_i$  to edges in  $G_L$  for  $1 \leq i \leq n$ , and edges in  $G'_j$  to loops in  $G_L$  for  $1 \leq j \leq m$ . Since every edge in  $G_{B_X}$  is an edge in exactly one such subgraph, it follows that  $\Phi_L$  is a homomorphism. The proof that  $\Phi_R$  is a homomorphism is identical (with the roles of  $G_i$  and  $G'_j$  reversed). Moreover,  $\Phi_L$  preserves edge labels on  $G_i$  and  $\Phi_R$  preserves edge labels on  $G'_j$ , whereas all other edges are sent to loops with label  $\iota$ .

Let  $\gamma$  be a closed walk in  $G_{B_X}$ . For each edge in  $\gamma$ , it thus has its label preserved by exactly one of the two maps  $\Phi_R$  and  $\Phi_L$ . The product of all the labels thus satisfies

$$\prod_{e \in E(\gamma)} \tau_{\Phi_R(e)} \prod_{e \in E(\gamma)} \tau_{\Phi_L(e)} = \prod_{e \in E(\gamma)} \tau_{\Phi_R(e)} \tau_{\Phi_L(e)} = \prod_{e \in E(\gamma)} \iota \tau_e = \prod_{e \in E(\gamma)} \tau_e,$$

which concludes the proof. ■

To complete the analysis, consider an arbitrary connected directed graph  $H$  whose edges are labeled by permutations in  $\mathbf{C}_r$ . We will denote by  $\mathbf{C}_r(H)$  the subgroup of  $\mathbf{C}_r$  of permutation products along closed walks in  $H$ , noticing that this is indeed a group by the commutativity of  $\mathbf{C}_r$  and the connectedness of  $H$ . Indeed, if  $\gamma$  and  $\gamma'$  are two closed walks and  $\pi$  is a path from the base point of  $\gamma$  to that of  $\gamma'$ , then  $\gamma\pi\gamma'\pi^{-1}$  is a closed walk whose permutation product is the product of those of  $\gamma$  and  $\gamma'$ .

Clearly, this subgroup is generated by permutation products along cycles, and indeed by permutation products along fundamental cycles with respect to a spanning tree, so Theorem 2.5 can be applied.

**Corollary 3.4.** *Let  $B$  be an  $m \times n$  base matrix with entries in  $\{0\} \cup \mathbf{C}_r$ , and let  $B_X = [B \otimes I_n \mid I_m \otimes B^*]$ . Then  $\Gamma(G_{B_X}) = \Gamma(G_B)$ .*

*Proof.* Since every cycle in  $G_B$  lifts to a cycle in  $G_{B_X}$  with the same permutation product, it is clear that  $\Gamma(G_B) \subseteq \Gamma(G_{B_X})$ .

On the other hand, for any closed walk  $\gamma$  in  $G_{B_X}$ , its permutation product can be written as the product of two permutations in  $\Gamma(G_B)$  by Theorem 3.3, namely the permutation product associated to  $\Phi_L(\gamma)$  and  $\Phi_R(\gamma)$ . So every element in  $\Gamma(G_{B_X})$  is the product of two elements in  $\Gamma(G_B)$ , and is therefore itself in the group  $\Gamma(G_B)$ . This proves that  $\Gamma(G_B) \subseteq \Gamma(G_{B_X}) \subseteq \Gamma(G_B)$ , so equality holds. ■

**Theorem 3.5.** *The graph  $\tilde{G}_{B_X} = G_{H_X}$  is connected if and only if  $\tilde{G}_B$  is.*

*Proof.* This follows directly from Corollary 3.4 and Theorem 2.5, as both graphs are connected if and only if  $\Gamma(B) = \Gamma(G_{B_X})$  is a transitive subgroup of  $S_r$ . ■

**Theorem 3.6.** *Let  $B$  be an  $m \times n$  base matrix  $B$  over  $\mathbf{C}_r$ . Suppose  $G_B$  contains a 4 cycle whose net permutation product is  $P^\delta$ , for*

$$\delta = \epsilon_{i_1 j_1} - \epsilon_{i_1 j_2} + \epsilon_{i_2 j_2} - \epsilon_{i_2 j_1}.$$

If  $\gcd(\delta, r) = 1$ , then  $G_{H_X}$  is connected.

*Proof.* Rearrange the columns and rows of  $B_X$  as to form copies of  $B$  (such arrangement is visualised in the matrix 3.2) and assume the given 4 cycle arises from check nodes  $c_{1,1}, c_{1,2}, v_{1,1}$ , and  $v'_{1,2}$ . Referring to this perspective, we construct a spanning tree for  $G_{B_X}$  by taking the first row of every copy of  $B$  to include all left variable nodes. That is,

$$\{c_{1,j} \sim v_{k,j} : j, k \in [n]\} \cup \{c_{i,1} \sim v_{1,1} : i \in [m]\}.$$

On the right hand side, take

$$c_{i,j} \sim v'_{i,1} : i \in [m], j \in [n] \cup \{c_{i,1} \sim v'_{i,\ell} : i, \ell \in [m]\}.$$

We visualize this spanning tree for the  $2 \times 3$  base matrix  $B$  in (3.2), with the entries of  $B_X$  corresponding to edges of the spanning tree denoted in bold.

$$\begin{bmatrix} \mathbf{b_1} & \mathbf{b_2} & \mathbf{b_3} & 0 & 0 & 0 & 0 & 0 & 0 & \mathbf{b_1^{-1}} & \mathbf{b_4^{-1}} & 0 & 0 \\ \mathbf{b_4} & b_5 & b_6 & 0 & 0 & 0 & 0 & 0 & 0 & 0 & 0 & \mathbf{b_1^{-1}} & \mathbf{b_4^{-1}} \\ 0 & 0 & 0 & \mathbf{b_1} & \mathbf{b_2} & \mathbf{b_3} & 0 & 0 & 0 & \mathbf{b_2^{-1}} & b_5^{-1} & 0 & 0 \\ 0 & 0 & 0 & b_4 & b_5 & b_6 & 0 & 0 & 0 & 0 & 0 & \mathbf{b_2^{-1}} & b_5^{-1} \\ 0 & 0 & 0 & 0 & 0 & 0 & \mathbf{b_1} & \mathbf{b_2} & \mathbf{b_3} & \mathbf{b_3^{-1}} & b_6^{-1} & 0 & 0 \\ 0 & 0 & 0 & 0 & 0 & 0 & b_4 & b_5 & b_6 & 0 & 0 & \mathbf{b_3^{-1}} & b_6^{-1} \end{bmatrix} \quad (3.2)$$

In total, we selected  $mn + n^2 + m^2 - 1$  edges. The first row of each left  $B$  block attaches all left variables to the first check row, the first column of the first left  $B$  block connects the  $m$  check rows together, and the right-hand choices attach the right variables without creating cycles.

Consider the edge  $e = c_{1,2} \sim v_{1,2} \notin T$ .  $T \cup e$  contains the fundamental cycle  $v_{1,1} \sim c_{1,1} \sim v_{1,2} \sim c_{1,2} \sim v_{1,1}$  with net permutation product  $\delta$ , so the net permutation products of the fundamental cycles generates  $\mathbf{C}_r$ . By Theorem 2.5,  $G_{H_X}$  is connected.  $\blacksquare$

**Example 3.7.** The graph  $G_{H_X}$  arising from  $2 \times 2$   $B$  over  $C_2$  is disconnected if and only if  $\beta = 0$ , for  $\beta$  as defined in (3.1). To see this, we choose a particular spanning tree of  $G_{B_X}$ , highlighted in Figure 4, and use the enumeration of vertices as given in Section 2.

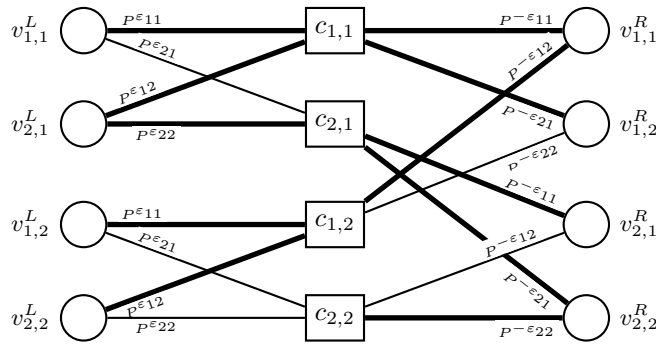


Figure 4: The graph  $G_{B_X}$  for a  $2 \times 2$  base graph, with a spanning tree highlighted.

Consider the tree  $T$  with vertex set  $V(T) = V(G_{B_X})$  and edge set indicated in Figure 4.

Since  $T$  has 11 edges,  $G_{B_X}$  has five fundamental cycles. We enumerate them as follows, where the suppressed parts of the cycles are the unique path from  $c_{1,2}$  to  $c_{2,2}$  in the tree.

$$\begin{aligned}
\gamma_1 : c_{2,1} &\sim v_{2,1}^L \sim c_{1,1} \sim v_{1,1}^L \sim c_{2,1} \\
\gamma_2 : c_{1,2} &\sim v_{1,1}^R \sim c_{1,1} \sim v_{1,2}^R \sim c_{1,2} \\
\gamma_3 : c_{2,2} &\sim v_{2,1}^R \sim c_{2,1} \sim v_{2,2}^R \sim c_{2,2} \\
\gamma_4 : c_{2,2} &\sim v_{1,2}^L \sim c_{1,2} \sim \cdots \sim c_{2,2} \\
\gamma_5 : c_{2,2} &\sim v_{2,2}^L \sim c_{1,2} \sim \cdots \sim c_{2,2}
\end{aligned} \tag{3.3}$$

The net permutation products of  $\gamma_1, \gamma_2, \gamma_3$ , and  $\gamma_5$  is precisely  $\delta$ , and the net permutation product of  $\gamma_4$  is 0. Thus, the net permutation products of these fundamental cycles generate  $C_2$  if and only if  $\beta = 1$ , implying  $G_{H_X}$  is disconnected if and only if  $\beta = 0$ .

## 4 Absorbing Sets

We now analyze additional graph properties of  $G_{B_X}$  and  $G_{H_X}$ . For the absorbing set analysis, even for graphs  $G_B$  and  $G_{B_X}$  that have labeled edges, we just consider the traditional absorbing set definition as stated in Definition 2.2, since we are concerned with how these absorbing sets lift to absorbing sets for  $G_{H_X}$ . Moreover, we exclusively consider absorbing sets whose induced graphs are connected, as these include all inclusion-minimal absorbing sets.

We first consider a  $2 \times 2$  base matrix  $B$ . Then the lifted graph  $G_{H_X}$  has variable nodes all of degree 2. For the parity condition in the absorbing set definition to be satisfied, every variable node in the absorbing set must be incident to only even degree check nodes in the induced subgraph. That is, for any absorbing set  $\mathcal{A}$  for  $G_{H_X}$ , all check nodes in the induced subgraph  $G_{\mathcal{A}}$  must be of even degree, leading to the following remark.

**Remark 4.1.** For a  $2 \times 2$  base matrix  $B$  over  $\mathbf{C}_r$ , all absorbing sets of  $G_{H_X}$  are  $(a, 0)$  absorbing sets for  $a \geq \frac{g(G_{H_X})}{2}$ .

**Theorem 4.2.** For a  $2 \times 2$  base matrix  $B$  over  $\mathbf{C}_2$  such that  $G_{H_X}$  is connected,  $G_{H_X}$  has girth 8.

*Proof.* By Theorem 3.7,  $\delta$  defined in (3.1) must be nonzero. To do this, we show that every 4 cycle in  $G_{B_X}$  has nontrivial permutation product. It follows that each 4 cycle arising from an isomorphic subgraph of  $G_B$  or  $G_{B^*}$  has nontrivial permutation product, hence, lifts to 8-cycles. Now every two copies of  $G_B$  intersect in at most one point, so there are no 4-cycles that are not contained in any of the copies of  $G_B$ .

Moreover, the base graph  $G_{B_X}$  contains no triangles, hence there are no 6 cycles in  $G_{H_X}$ . Therefore,  $g(G_{H_X}) = 8$ . ■

**Corollary 4.3.** The minimal absorbing sets for  $G_{H_X}$  as in Theorem 4.2 are of the form  $(8, 0)$ . There are 12 8 cycles for  $G_{H_X}$  for all permutation choices such that  $G_{H_X}$  is connected.

To characterize the absorbing sets of  $H_X$  for a general  $m \times n$  base matrix  $B$ , particularly the minimal absorbing sets, we first describe the the absorbing sets of  $G_{B_X}$  and then describe how they lift to  $G_{H_X}$ .

We divide the absorbing sets of  $G_{B_x}$  into three categories: those of variable nodes corresponding to columns strictly from  $B \otimes I_n$ , which we will call “left type” absorbing sets, those of variable nodes corresponding to columns strictly from  $I_m \otimes B^*$ , which we will call “right type”, and those of variable nodes corresponding to columns from both  $B \otimes I_n$  and  $I_m \otimes B^*$ , which we will call “mixed type.” For a set  $\mathcal{A}$  to be a minimal “mixed type” absorbing sets, we require that  $\mathcal{A}$  does not contain a minimal “left type” or “right type” absorbing set.

**Theorem 4.4.** *Consider an  $m \times n$  matrix  $B$  with entries over  $\mathbf{C}_r$ . The “left type” absorbing sets of  $G_{B_x}$  are of the form  $(2k, 0)$  for  $1 \leq k \leq \lfloor \frac{n}{2} \rfloor$ , of which there are  $n \binom{n}{2k}$  such absorbing sets. The “right type” absorbing sets are of the form  $(2\ell, 0)$  for  $1 \leq \ell \leq \lfloor \frac{m}{2} \rfloor$  of which there are  $m \binom{m}{2\ell}$  such absorbing sets. The minimal “left” and “right” type absorbing sets are thus of the form  $(2, 0)$ . Setting  $p := \lfloor \frac{n}{2} \rfloor + 1$  and  $q := \lfloor \frac{m}{2} \rfloor + 1$ , the minimal “mixed type” absorbing sets are of the form*

$$\left( p + q, p \left( \left\lceil \frac{n}{2} \right\rceil - 1 \right) + q \left( \left\lceil \frac{m}{2} \right\rceil - 1 \right) \right), \quad (4.1)$$

of which there are

$$n^q \binom{n}{q} m^p \binom{m}{p} \quad (4.2)$$

such minimal “mixed type” absorbing sets.

*Proof.* Since  $G_{B \otimes I_n}$  can be viewed as  $n$  disconnected copies of  $G_B$ , “left type” absorbing sets lie within a single copy of  $G_B$ . Since  $G_B \cong K_{m,n}$  with labeled edges, the “left type” absorbing sets are of the form  $(2k, 0)$  for  $1 \leq k \leq \lfloor \frac{n}{2} \rfloor$ , and there are  $n \cdot \binom{n}{2k}$  such absorbing sets. In particular, the minimal “left type” absorbing sets are  $(2, 0)$  absorbing sets, and there are  $n \cdot \binom{n}{2}$  of them. The proof is analogous for “right type” absorbing sets.

To characterize the minimal “mixed type” absorbing sets, we first demonstrate the existence of “mixed type” absorbing sets with parameters as in (4.1) and then show their minimality.

Select a variable node  $v_{i,\ell}^R$ . Choose  $\lfloor \frac{\deg(v_{i,\ell}^R)}{2} \rfloor + 1 = p$  left variable nodes  $v_{k,j}^L$ , each corresponding to columns from different blocks  $B$ , to ensure  $v_{i,\ell}^R$  satisfies the absorbing set condition.

To satisfy the absorbing set condition for a particular chosen left variable node  $v_{k,j}^L$ , we must choose  $\lfloor \frac{m}{2} \rfloor$  additional right variable nodes, each corresponding to a column from different blocks  $B^*$ . Satisfying the absorbing set condition for one of these left variable nodes simultaneously satisfies the absorbing set condition for all of the left variable nodes. Similarly, all of these additional right variable nodes satisfy the absorbing set condition since the first right variable node does. We refer to Figure 2 for a visual example of these choices. In total, we chose  $1 + (\lfloor \frac{n}{2} \rfloor + 1) + \lfloor \frac{m}{2} \rfloor = p + q$  variable nodes. Each node has exactly one more even than odd degree check node neighbors, resulting in an absorbing set with parameters as in (4.1). The number of such absorbing sets comes from how these choices were made, as described above.

Suppose  $\mathcal{A} = \mathcal{L} \cup \mathcal{R}$  is a minimal “mixed type” absorbing set, where  $\mathcal{L}$  is the set of left variable nodes in  $\mathcal{A}$  and  $\mathcal{R}$  is the set of right variable nodes in  $\mathcal{A}$ . Since  $\mathcal{A}$  doesn’t contain any minimal left type absorbing sets or right type absorbing sets,  $|\mathcal{L}| \geq q$  and  $|\mathcal{R}| \geq p$ . To see this, suppose  $|\mathcal{L}| < q$ . For a right variable node to satisfy the absorbing set condition, it must share a check node with at least one other right type variable node, immediately yielding a minimal “right type” absorbing set. Thus, the absorbing sets we describe achieve the parameter of minimal “mixed type” absorbing sets. ■

Understanding the minimal absorbing sets of  $G_{B_X}$  allows us to analyze the resulting absorbing sets in the lifted graph.

**Corollary 4.5.** *Let  $\mathcal{A}$  be a  $(2, 0)$  absorbing set in  $G_{B_X}$ , and let  $\gamma$  denote the corresponding cycle in the induced subgraph  $G_A$  with permutation product  $\iota(\gamma)$ . The set  $\mathcal{A}$  lifts to a  $(2 \cdot \text{ord}(\iota(\gamma)), 0)$  absorbing set in  $G_{H_X}$ , with  $\text{ord}(\iota(\gamma)) = \frac{r}{\gcd(r, \iota(\gamma))}$ .*

*Proof.* Given the cycle  $\gamma$  in the induced subgraph  $G_A$ , a closed walk along the cycle  $\gamma$  lifts to a closed walk exactly when it traverses the base cycle  $\text{ord}(\omega(\gamma))$  times. Moreover, in this case, each check node in this lifted cycle is again incident to exactly two variable nodes, so we obtain an  $(a', 0)$  absorbing set for  $a' = 2 \cdot \text{ord}(\omega(\gamma))$ , where  $a' \geq 4$  precisely when the connectivity conditions are satisfied. ■

**Remark 4.6.** Assuming the connectivity conditions of Section 3 for  $m \times n$   $B$  arising from  $\mathbf{C}_r$ , every  $(2, 0)$  absorbing set in  $G_{B_X}$  lifts to an  $(a', 0)$  absorbing set for  $a' \geq 4$ .

## 5 Constructing the base matrix

We turn our attention to describing suitable choices of lift size and permutation entries for a given  $m \times n$  base matrix  $B$ . We wish to optimize the entries of  $B$  according to the following hierarchy: ensuring connectivity of  $G_{H_X}$ , maximizing  $g(G_{H_X})$ , minimizing the number of short cycles of  $G_{H_X}$ , minimizing the number of minimal absorbing sets of  $G_{H_X}$ , and maximizing the expansion properties of  $G_{H_X}$ .

Since the conditions for the connectivity of  $G_{H_X}$  depend on analyzing the fundamental cycles of  $G_{B_X}$ , we establish a systematic choice of spanning tree for  $G_{B_X}$  by choosing the first row and column of  $B$  to have the identity permutation values. The fundamental cycles of  $G_{B_X}$  then have permutation product equal to the permutation product of the additional edges added, resulting in easier analysis.

These  $m + n - 1$  edges of  $G_B$  extend to  $m^2 + n^2 + 2mn - m - n$  edges in  $G_{B_X}$ . Since the graph  $G_{B_X}$  has  $m^2 + n^2 + mn$  vertices, a spanning tree for  $G_{B_X}$  has  $m^2 + n^2 + mn - 1$  edges. We thus take a subset of these  $m^2 + n^2 + 2mn - m - n$  edges which forms a spanning tree for  $G_{B_X}$ .

Given an  $r$ -lift of  $B_X$ , to ensure connectivity of  $G_{H_X}$ , the permutation products of the fundamental cycles of  $G_{B_X}$  must generate  $\mathbf{C}_r$ . To avoid 4-cycles in the lift of  $G_{B_X}$ , we wish to avoid  $2 \times 2$  submatrices of  $B$  with trivial permutation product when choosing the permutations for the remaining  $(m - 1)(n - 1)$  entries of  $B$ . We also wish to avoid choices for the entries of  $B$  that yield  $2 \times 2$  submatrices with trivial permutation product in the construction of  $B_X$ , even if they don't result in  $2 \times 2$  submatrices with trivial permutation product in  $B$ .

**Theorem 5.1.** *Given  $m \times n$  base matrix  $B$  such that the first row and column have identity permutation values, if  $G_{H_X}$  has girth 8, then the lift size  $r$  is such that  $r \geq \max(m, n)$ .*

*Proof.* The matrices  $\begin{bmatrix} 1 & 1 \\ \alpha & \alpha \end{bmatrix}$  and  $\begin{bmatrix} 1 & \alpha \\ 1 & \alpha \end{bmatrix}$  have trivial permutation product. To avoid such submatrices in  $B$ , the  $(m - 1) \times (n - 1)$  submatrix of  $B$  obtained by deleting the first row and column of  $B$  must have unique entries from  $\mathbf{C}_r \setminus \{P^0\}$ . By the pigeonhole principle, we must choose  $\mathbf{C}_r$  such that  $r \geq \max(m, n)$  to guarantee that no repeated entries. ■

The matrices  $\begin{bmatrix} 1 & 1 \\ \alpha & \alpha \end{bmatrix}$  and  $\begin{bmatrix} 1 & \alpha \\ 1 & \alpha \end{bmatrix}$  are special cases of when the submatrix  $\begin{bmatrix} \alpha & \beta \\ \gamma & \delta \end{bmatrix}$  has trivial permutation product. That is, when  $\alpha - \beta + \delta - \gamma = 0 \pmod{r}$  given  $\mathbf{C}_r$ . Equivalently, we must avoid entries such that  $\alpha + \delta = \beta + \gamma \pmod{r}$ . It remains an open question to analyze these  $2 \times 2$  submatrices of  $B$  to obtain not just necessary, but sufficient conditions to ensure that  $G_{H_X}$  has maximum possible girth of 8, and the effect of these conditions on the other properties of these graphs that are relevant for decoding.

## Conclusion

This work analyzes the structure of the Tanner graphs corresponding to  $H_X$  and  $H_Z$  for a particular case of the lifted product code construction. We provide conditions to ensure that the graph is connected, which is necessary to ensure robust graph-based iterative decoding. We use these connectivity conditions to make observations about the girth of  $G_{H_X}$ . Finally, we characterize and enumerate the minimal absorbing sets of  $G_{B_X}$  and describe how these absorbing sets lift to the graph  $G_{H_X}$ . In [9], the authors derive row and column partition, which guarantee the existence of low-weight logical operators. It would be interesting to see how these constraints translate to properties of the Tanner graphs. Future work includes further analysis on choosing the entries of the base matrix  $B$  to optimize the properties of the Tanner graph for well-performing iterative decoding.

## References

- [1] D. Gottesman, “Fault-tolerant quantum computation with constant overhead,” *Quantum Inform. and Computation*, vol. 14, pp. 1338–1372, nov 2014.
- [2] P. Panteleev and G. Kalachev, “Asymptotically good quantum and locally testable classical LDPC codes,” in *Proceedings of the 54th annual ACM SIGACT symposium on theory of computing*, 2022, pp. 375–388.
- [3] D. G. Mitchell, R. Smarandache, and D. J. Costello, “Quasi-cyclic LDPC codes based on pre-lifted protographs,” *IEEE Transactions on Information Theory*, vol. 60, no. 10, pp. 5856–5874, 2014.
- [4] R. Smarandache, D. G. Mitchell, and A. Gómez-Fonseca, “Structural analysis of generalized quasi-cyclic LDPC codes: Rank, design and generator matrices,” *IEEE Transactions on Information Theory*, 2025.
- [5] L. Dolecek, D. Divsalar, Y. Sun, and B. Amiri, “Non-binary protograph-based LDPC codes: Enumerators, analysis, and designs,” *IEEE transactions on information theory*, vol. 60, no. 7, pp. 3913–3941, 2014.
- [6] Y. Mao and A. H. Banihashemi, “A heuristic search for good low-density parity-check codes at short block lengths,” in *ICC 2001. IEEE International Conference on Communications. Conference Record (Cat. No. 01CH37240)*, vol. 1. IEEE, 2001, pp. 41–44.
- [7] T. R. Halford and K. M. Chugg, “An algorithm for counting short cycles in bipartite graphs,” *IEEE Transactions on Information Theory*, vol. 52, no. 1, pp. 287–292, 2005.
- [8] M. Karimi and A. H. Banihashemi, “Efficient algorithm for finding dominant trapping sets of LDPC codes,” *IEEE Transactions on Information Theory*, vol. 58, no. 11, pp. 6942–6958, 2012.

- 
- [9] N. Raveendran, D. Declercq, and B. Vasić, “On the minimum distances of finite-length lifted product quantum LDPC codes,” 2025. [Online]. Available: <https://arxiv.org/abs/2503.07567>
- [10] R. Tanner, “A recursive approach to low complexity codes,” *IEEE Transactions on Information Theory*, vol. 27, no. 5, pp. 533–547, 1981.
- [11] L. Dolecek, Z. Zhang, V. Anantharam, M. J. Wainwright, and B. Nikolić, “Analysis of absorbing sets for array-based LDPC codes,” *2007 IEEE International Conference on Communications*, pp. 6261–6268, 2007.
- [12] K. D. Morris, T. Pllaha, and C. A. Kelley, “Absorbing sets in quantum LDPC codes,” *Advances in Mathematics of Communications*, vol. 23, no. 0, pp. 234–254, 2026. [Online]. Available: <https://www.aims sciences.org/article/id/69a6ac251c9579521d08fdc7>
- [13] J. L. Gross and T. W. Tucker, *Topological graph theory*. Courier Corporation, 2001.
- [14] A. R. Calderbank and P. W. Shor, “Good quantum error-correcting codes exist,” *Phys. Rev. A*, vol. 54, pp. 1098–1105, aug 1996. [Online]. Available: <https://link.aps.org/doi/10.1103/PhysRevA.54.1098>
- [15] D. J. MacKay, G. Mitchison, and P. L. McFadden, “Sparse-graph codes for quantum error correction,” *IEEE Transactions on Information Theory*, vol. 50, no. 10, pp. 2315–2330, 2004.
- [16] H. V. Henderson and S. R. Searle, “The vec-permutation matrix, the vec operator and kronecker products: A review,” *Linear and multilinear algebra*, vol. 9, no. 4, pp. 271–288, 1981.