

T1-BENCH: Benchmarking Multi-Scenario Agents in Real-World Domains

Genta Indra Winata^{*}, Amartya Chakraborty^{*}, Yuzhen Lin[†], Swasthi P Rao[†],
Shikhar Singh[†], Houhan Lu[†], Nadia Bathae[†], Sriharsha Hatwar[†],
Paresh Dashore, Anmol Jain, Kshitij Tayal, Xiuzhu Lin, Anirban Das,
Sambit Sahu, Shi-Xiong Zhang
AI Foundations, Capital One
{genta.winata, amartya.chakraborty}@capitalone.com

Abstract

Recent advances in reasoning and tool-calling capabilities of large language models (LLMs) have enabled increasingly capable agentic systems. However, existing benchmarks remain limited in task complexity, realism, and domain diversity, and often fail to capture interactions that span multiple domains, limiting their ability to evaluate agents in realistic multi-step settings that require sustained reasoning and coordination. To address these limitations, we introduce T1-BENCH, a high-fidelity, comprehensive benchmark for evaluating agentic systems in realistic customer-facing, multi-domain environments, featuring interleaved scenarios that require structured reasoning across multi-turn user-assistant interactions and substantially increasing both compositional complexity and evaluative rigor across 25 domains of varying difficulty. We evaluate T1-BENCH using 12 proprietary and open-weight models, providing a reproducible and standardized framework for assessing agent behavior, tool utilization, and conversational quality in complex, multi-step environments. We further complement automatic evaluation with human judgments to strengthen the assessment of qualitative performance. Overall, T1-BENCH substantially advances prior benchmarks by increasing task complexity, interaction depth, and domain coverage in simulated multi-domain environments. To facilitate future research on agentic systems, we will publicly release data and evaluation code as open source.

1 Introduction

Large language models (LLMs) have rapidly evolved from standalone conversational systems into increasingly capable autonomous agents that can reason, plan, and interact with complex environments (Jimenez et al., 2024; Anugraha et al., 2026; Xu et al., 2026; Yang et al., 2026). Recent

advances in agentic systems enable multi-step task execution that involves tool use, memory, and coordination across heterogeneous domains (Li et al., 2023a; Schick et al., 2023; Guo et al., 2024; Wu et al., 2024; Fourney et al., 2024). Despite these advances, evaluating their reliability and robustness remains challenging, as existing benchmarks are often limited to a small number of domains (Patil et al., 2025; Yao et al., 2025; Yang et al., 2026; Chakraborty et al., 2026), static interaction settings, or simplified environments that fail to capture realistic agent workflows.

A key limitation of current evaluation settings is the lack of rich multi-domain interactions that require sustained reasoning and reliable task completion (Barres et al., 2025; Yao et al., 2025). In real-world customer-facing systems, LLM-based agents are expected to complete complex tasks that span multiple services and require coordinating a sequence of interdependent actions under evolving constraints. Unlike simplified benchmarks that emphasize isolated responses, successful task completion in these settings depends on maintaining progress over a long context, integrating intermediate outcomes, and ensuring consistency with the original user intent throughout the interaction. Moreover, agents must remain robust to partial failures in tool use, as early mistakes can propagate and compromise downstream steps. These challenges highlight that end-to-end task completion is the critical measure of effectiveness in realistic agent deployments, yet it remains insufficiently captured by existing benchmarks.

To address these limitations, we introduce T1-BENCH, a high-fidelity and diverse benchmark for evaluating agentic systems in realistic real-world multi-domain environments. By incorporating temporally dependent interactions, policy-constrained tool use, and complex multi-step workflows, T1-BENCH provides a more representative setting for assessing conversational agents under

^{*}Co-first authors who co-led the research project. [†]Major contributors. We will publicly release our code and dataset.

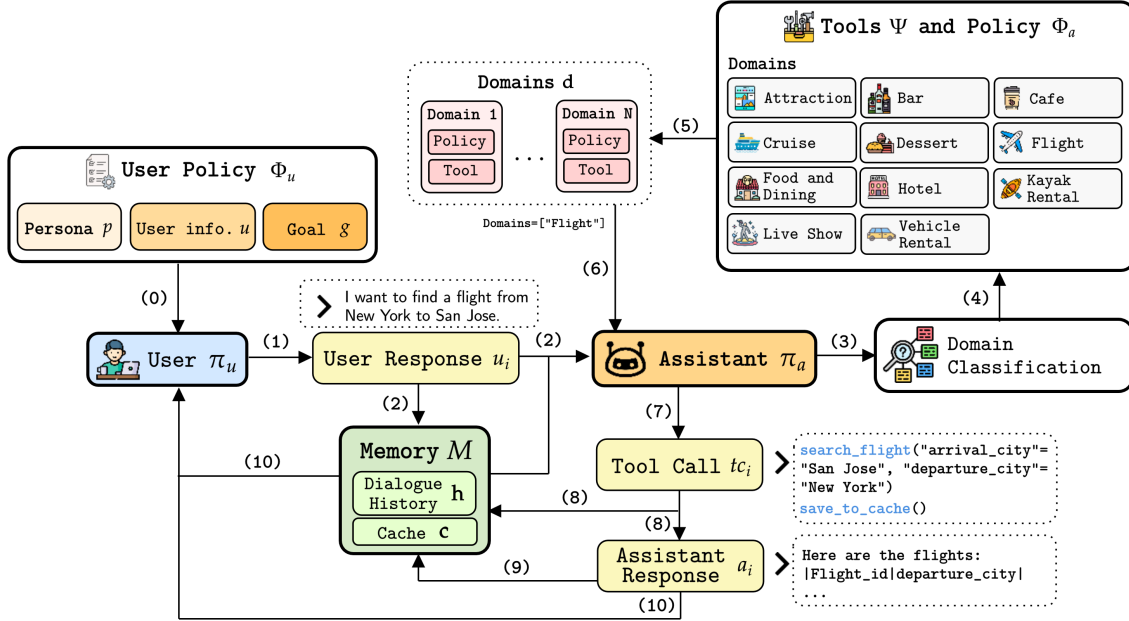


Figure 1: Overview of T1-BENCH, a framework for persistent multi-session conversational agents. User policies, including persona, user information, and goals, guide interactions between the user and the assistant. The assistant performs domain classification to retrieve domain-specific tools and policies (e.g., flight, hotel, and restaurant services) and executes tool-augmented reasoning via API calls. A shared memory module stores conversation history and cached results, enabling persistent context, tool reuse, and continuity across temporally separated sessions.

real-world deployment conditions. Our contributions are three-fold:

- We introduce T1-BENCH, a high-fidelity, large-scale benchmark spanning 25 domains, including 11 single-domain and 14 multi-domain settings, with 76 tools and extensive human annotations. The benchmark features multi-domain interactions grounded in domain policies and realistic role-playing between user and assistant agents.
- We evaluate T1-BENCH using 12 proprietary and open-weight models. This framework provides a reproducible and consistent assessment of agent behavior, tool utilization, and conversational quality within complex environments.
- We perform extensive benchmarking across simulated multi-domain environments, significantly advancing task complexity, interaction depth, and domain diversity. To support continued progress in this area, we will publicly release the dataset and code.

2 T1-BENCH

We present T1-BENCH, a fully automated benchmark for evaluating the tool-calling capabilities of

conversational AI agents across diverse service domains in task-oriented settings. The framework simulates end-to-end user-agent interactions without requiring human intervention at inference time, where a USER AGENT generates realistic customer utterances conditioned on predefined task goals and a tool-augmented ASSISTANT AGENT responds by invoking domain-specific tools/APIs and producing outputs grounded in tool results, prior conversational context, and domain-specific policies. Designed to capture the sequential and interactive nature of real-world service workflows across multi-domain scenarios, T1-BENCH requires agents to maintain conversational state, reason over prior tool outputs, and execute multi-step operations such as search, filtering, booking, modification, and cancellation. Because all interactions are grounded in deterministic datasets and executable tools, the benchmark enables reproducible and fine-grained evaluation of agent behavior, tool-use decisions, and task completion performance.

To enable scalable and realistic evaluation trajectory generation, T1-BENCH adopts a dual-agent role-play framework in which a simulated customer interacts with a tool-augmented assistant agent. Both agents are instantiated as prompted large language models governed by structured behavioral

policies, enabling both controllability and diversity in interaction dynamics. Figure 1 illustrates the overall evaluation pipeline of T1-BENCH.

2.1 Tasks and Definition

Formally, each simulation is represented as a dialogue trajectory τ :

$$\tau = \{u_1, a_1, tc_1, \dots, u_T, a_T, tc_T\}, \quad (1)$$

where u_t denotes the user utterance, a_t the assistant response, and tc_t the set of tool calls executed at turn t . The agent’s objective is to maximize task success by issuing accurate tool invocations with appropriate parameters while maintaining coherent, contextually grounded dialogue throughout the interaction.

For each scenario, we define a user policy Φ_u comprising a persona p , user profile information i (e.g., name, location, and payment details), and a task goal g . We additionally define an assistant policy Φ_a that specifies the domain constraints, operational rules, and behavioral guidelines the assistant agent must follow during the interaction. To simulate realistic conversations, we instantiate a USER AGENT π_u and an ASSISTANT AGENT π_a that collaboratively role-play to achieve the goal g . We further define a MEMORY MODULE M that stores the dialogue history \mathbf{h} and a cache \mathbf{c} of intermediate states and tool outputs to_i . The dialogue history provides contextual grounding for user response generation, tool invocation, and assistant response generation throughout the interaction. For tool execution, the assistant agent π_a has access to a set of tools Ψ , where each tool is accompanied by a docstring describing its code functionality and interface specification.

A comparison of task characteristics with prior benchmarks in Table 1 summarizes how T1-BENCH differs from existing tool-augmented dialogue benchmarks in terms of dataset scale, tool diversity, annotation types, and evaluation capabilities, highlighting its broader coverage and increased complexity.

2.2 Agentic Role-Play Simulator

To generate realistic evaluation trajectories at scale, T1-BENCH employs a dual-agent role-play framework in which a simulated customer interacts with a tool-augmented assistant agent. Both agents are instantiated as prompted large language models operating under structured behavioral policies.

2.2.1 User Agent

The USER AGENT π_u simulates a human customer pursuing a specific service-oriented goal. At each turn i , it is conditioned on a user policy Φ_u , task goal g_i , and dialogue history $\mathbf{h}_{<i}$ to generate the next user utterance u_i :

$$u_i = \pi_u(\Phi_u, g_i, \mathbf{h}_{<i}). \quad (2)$$

The user policy guides the agent to produce concise, natural-language utterances that mimic real customer behavior, including clarification requests, preference updates, and transactional confirmations in conversation simulation. The USER AGENT is explicitly constrained to avoid assistant-like behaviors and to remain grounded in attributes supported by the underlying domain schema. This prevents the generation of unrealistic requests that cannot be resolved through the available tool suite. User behavior is further optimized toward efficient task completion, encouraging realistic yet goal-directed interactions within a bounded turn budget.

2.2.2 Assistant Agent

The ASSISTANT AGENT π_a is equipped with domain-specific tools exposed through structured function-calling interfaces. Its inference proceeds in two stages: first, it selects and issues the relevant tool calls; second, it generates the final response conditioned on the execution results of these tools and the dialogue history $\mathbf{h}_{<i}$. Formally, the tool-calling decision at turn i is represented by the generated tool call tc_i :

$$tc_i = \pi_a(\Phi_a, \mathbf{h}_{<i}, u_i, \mathbf{d}, \Psi, \rho), \quad (3)$$

where the model conditions on the dialogue history $\mathbf{h}_{<i}$, user utterance u_i , dynamically selected domain policies \mathbf{d} , the tool set Ψ , and cache information ρ . Based on these inputs, the agent determines whether to invoke one or more tools or respond directly in natural language. The cache ρ stores execution context, including cache keys and their corresponding summaries, enabling efficient reuse of intermediate results across turns. Subsequently, the ASSISTANT AGENT generates the response a_i conditioned on the tool outputs to_i , assistant policy Φ_a , dialogue history $\mathbf{h}_{<i}$, and user utterance u_i as follows:

$$a_i = \pi_a(\Phi_a, \mathbf{h}_{<i}, u_i, \mathbf{d}, to_i). \quad (4)$$

The assistant operates under strict grounding constraints, requiring that responses adhere to domain

DATASET	# DOMAINS	HUMAN	EXECUTION RESULT	MULTI-TURN CONTEXT	MULTI-DOMAIN	TRAJECTORY	USER
		ANNOTATIONS	TOOL PLANNING	EVALUATION	PLANNING	VERIFIABILITY	SIMULATION
ASTRA-bench (Xiu et al., 2026)	6	✓	✓	✗	✗	✓	✓
BFCL (Patil et al., 2025)	40	✓	✓	✓	✓	✓	✗
GAIA-2 (Russell et al., 2025)	10	✓	✓	✓	✓	✓	✓
GTA (Wang et al., 2024)	4	✓	✓	✓	✓	✓	✗
m&m’s (Ma et al., 2024)	3 [†]	✓	✓	✓	✓	✓	✗
SWE-Bench (Jimenez et al., 2024)	12	✗	✓	✓	✗	✗	✗
ToolBench (Qin et al., 2024)	49	✗	✓	✗	✗	✗	✗
Toolformer (Schick et al., 2023)	1	✓	✓	✗	✗	✗	✗
TravelPlanner (Xie et al., 2024)	1	✓	✓	✗	✓	✗	✗
T1 (Chakraborty et al., 2026)	9	✓	✓	✓	✓	✓	✗
Tau2-bench (Barres et al., 2025)	3	✓	✗	✓	✗	✗	✓
UserBench (Qian et al., 2025)	5	✓	✓	✓	✓	✗	✓
T1-BENCH	25	✓	✓	✓	✓	✓	✓

Table 1: Comparison of existing tool-augmented dialogue benchmarks, emphasizing dataset scale, tool diversity, annotation types, and evaluation capabilities, and situating the broader coverage of T1-BENCH. [†] Denotes functional domains.

policies and that all transactional actions are executed exclusively through explicit tool calls. In cases where inconsistencies or failures are detected, a self-reflection mechanism is triggered to identify and correct the issue.

2.2.3 Memory Module

The MEMORY MODULE M in the framework serves as a persistent state component that enables continuity, context retention, and tool-result reuse across multi-turn and multi-session interactions. Concretely, M maintains two core components: (i) the dialogue history \mathbf{h} , which stores the full sequence of user–assistant exchanges and tool interactions, and (ii) a cache \mathbf{c} , which stores intermediate computation artifacts and tool execution outputs. The cache is structured as key–value entries, where each key corresponds to a specific tool invocation or state identifier, and each value contains a summarized representation of the resulting output. This design allows the assistant to retrieve and reuse prior computations instead of redundantly re-invoking tools, thereby improving efficiency and consistency across turns.

2.3 Dataset Construction

The dataset comprises 11 single-domain settings: attraction, bar, cafe, cruise, dessert, flight, food and dining, hotel, kayak rental, live show, and vehicle rental. By composing these single domains, we further construct 14 multi-domain scenarios, resulting in 25 distinct evaluation domains (Section A.1). Each domain is supported by a dedicated knowledge base (Section A.2) containing a set of callable tools (Section A.4) and an operational policy (Section F.6) that governs assistant behavior, including domain-specific scenarios and action protocols.

To structure this ecosystem, we define 13 foundational ontologies: one for each of the 11 service domains, plus dedicated ontologies for users and cities. The user ontology establishes a unified user base with standard demographic attributes (e.g., name, address, date of birth, and payment wallet) alongside domain-specific features. Similarly, the service ontologies curate key relevant attributes, such as amenities for cruise, airline details for flight, drink specialties for bar, and seat availability for live show.

Data population relies on a hybrid approach. Geographic and venue data, specifically city details, neighborhoods, and attractions, are extracted from real-world Wikipedia entries and manually verified by human annotators for accuracy. The remaining domain data is synthetically generated using our ontologies as a baseline. Full dataset statistics are provided in Table 4.

3 Experimental Setup

In this section, we outline the setup employed to evaluate model performance on T1-BENCH. We first introduce the diverse suite of open-weight and proprietary foundation models selected for assessment.

3.1 Models

For the assistant agent, we employ a diverse mixture of both open-weight and proprietary foundation models to ensure broad coverage across reasoning, instruction-following, and generation capabilities. We evaluate six open-weight models, including GPT-OSS 20B, GPT-OSS 120B, GEMMA4-26B-A4B-IT, GEMMA4-31B-IT, GEMMA4-E2B-IT, and GEMMA4-E4B-IT. In addition, we include six proprietary models: CLAUDE HAIKU

4.5, CLAUDE SONNET 4.5, CLAUDE OPUS 4.6, GPT-5.4-NANO, GPT-5.4-MINI, and GPT-5.4. For consistency across evaluation and simulation settings, all user and judge agents are instantiated using GEMMA4-26B-A4B-IT.

3.2 Metrics

We evaluate tool invocation and parameter extraction correctness by comparing predicted outputs against ground-truth references. In addition, we assess overall response quality using an LLM-as-a-judge framework, which evaluates generated conversations along dimensions such as helpfulness and coherence.

3.2.1 Automatic Evaluation

Tool Call. We evaluate the correctness of each tool call generated by the model against the ground truth by comparing tool names using precision (P_{tool}), recall (R_{tool}), F1 ($F1_{\text{tool}}$), and accuracy (Acc_{tool}). Repeated invocations of the same tool are counted individually to reflect differences in tool usage frequency.

Parameter Call. For each tool call in the ground truth, we identify the corresponding tool call in the generated code with the same name and the highest parameter overlap. We then compute precision (P_{param}), recall (R_{param}), F1 ($F1_{\text{param}}$), and accuracy ($\text{Acc}_{\text{param}}$) for the matched parameters.

Tool Output. We execute each ground-truth tool call using the reference tool registry and compare its output against the tool outputs observed in the simulated conversation. A tool call is considered matched if its output is identical to any output produced during the conversation. We report the fraction of ground-truth tool calls whose outputs are exactly reproduced, denoted as $\text{EM}_{\text{output}}$.

Pass Rate. We define a binary success metric at the conversation level. A conversation receives a pass score of 1 only when the generated interaction fully reproduces the ground-truth behavior, requiring perfect tool-level recall ($R_{\text{tool}} = 1$), perfect parameter-level recall ($R_{\text{param}} = 1$), and exact matching of all tool outputs ($\text{EM}_{\text{output}} = 1$). Otherwise, the conversation is assigned a score of 0. Formally, for a conversation trajectory τ ,

$$\text{Pass}(\tau) = \mathbf{1} \left(R_{\text{tool}} = 1 \wedge R_{\text{param}} = 1 \wedge \text{EM}_{\text{output}} = 1 \right). \quad (5)$$

To evaluate robustness across multiple stochastic trials, we also report Pass@K and $\text{Pass}^{\wedge K}$. Given n total trials and c successful trials, where success is defined as $\text{Pass}(\tau) = 1$. The metrics are computed as follows:

$$\text{Pass@K} = 1 - \frac{\binom{n-c}{K}}{\binom{n}{K}}, \quad \text{Pass}^{\wedge K} = \frac{\binom{c}{K}}{\binom{n}{K}}. \quad (6)$$

Here, Pass@K estimates the probability that at least one of the K sampled trials succeeds, while $\text{Pass}^{\wedge K}$ estimates the probability that all the K sampled trials succeed. The former evaluates whether the agent can succeed at least once under repeated sampling, while the latter measures consistency and reliability across repeated executions. For all experiments, we set $K = 3$.

3.2.2 LLM-as-a-Judge

In addition to exact match metrics, we assess conversation quality using an LLM as a judge framework. The full interaction trajectory, including simulated user turns, assistant responses, as well as tool call inputs and outputs, is provided to the judge model as context. We define a structured rubric comprising two criteria, each scored on a 1 to 5 Likert scale with explicit two-level descriptions: *helpfulness* and *coherence*. The judge returns per criterion scores along with natural language justifications, and we compute an overall score as the unweighted average across the two criteria. Additional details are provided in Section C.

3.3 Human Evaluation

To validate the reliability of our automated evaluation framework, we conduct a human evaluation study on a stratified sample of 60 conversations drawn from the benchmark. Specifically, we randomly sample 15 conversations each from each of these complexity tiers: single-domain, double-domain, triple-domain, and quadruple-domain, ensuring broad coverage across domains and models. The sampled conversations are selected uniformly at random across runs to avoid selection bias.

We recruit six human annotators with graduate STEM degrees and a strong understanding of natural language and conversational workflows, distinct from those who annotated the conversation templates. They independently evaluate each conversation sample along two dimensions drawn from the LLM-as-a-judge rubric (see Section C): *helpfulness* and *coherence*. Each dimension is scored on a 1-5 Likert scale with these same anchor descriptions.

MODEL	TOOL CALL			PARAM. CALL			TOOL OUTPUT EM	PASS RATE		LLM-AS-A-JUDGE	
	ACC.	RECALL	F1	ACC.	RECALL	F1		PASS@K	PASS^K	HELP.	COH.
GEMMA4-E2B-IT	48.89	94.61	90.22	71.79	86.12	88.35	76.39	56.00	28.38	4.63	4.78
GEMMA4-E4B-IT	47.81	95.31	90.33	73.98	86.98	88.87	79.88	54.67	35.62	4.85	4.93
GEMMA4-26B-A4B-IT	48.06	95.13	90.48	74.63	87.69	89.58	79.88	58.86	37.71	4.89	4.97
GEMMA4-31B-IT	52.57	96.07	92.59	77.63	89.52	91.06	82.85	61.33	41.14	4.95	4.99
GPT-OSS-20B	27.56	69.59	73.51	53.98	62.75	68.72	57.49	36.57	8.57	3.39	3.36
GPT-OSS-120B	48.83	94.04	89.95	74.03	87.31	88.66	78.19	55.05	29.33	4.81	4.86
GPT-5.4-NANO	21.40	74.35	73.66	51.63	62.80	67.47	50.72	20.38	7.24	4.38	4.74
GPT-5.4-MINI	35.75	87.55	85.28	59.54	74.60	78.75	63.77	29.33	14.10	4.36	4.75
GPT-5.4	39.87	91.22	87.80	65.63	81.84	83.99	68.89	36.95	20.95	4.81	4.98
CLAUDE HAIKU 4.5	55.62	94.38	92.41	73.30	87.04	89.14	78.95	50.67	34.29	4.95	4.98
CLAUDE SONNET 4.5	55.43	94.38	92.39	73.43	86.94	89.10	79.28	52.57	33.71	4.93	4.98
CLAUDE OPUS 4.6	56.32	95.08	93.34	74.85	88.11	89.67	79.00	50.67	34.48	4.98	4.97

Table 2: Overall results on T1-BENCH averaged over all domains.

Inter-annotator agreement is measured using Krippendorff’s α with interval distance across the annotated samples, and alignment between the human scores and the LLM-as-a-judge scores is assessed via Spearman rank correlation, computed per dimension and averaged across annotators. This allows us to directly quantify the degree to which our LLM-as-a-Judge tracks human judgment at the conversation level.

4 Results and Discussion

In this section, we present a comprehensive analysis of model performance on T1-BENCH. We first establish the overall capabilities of the models, followed by a detailed discussion of both automatic metrics and human evaluation results, supported by statistical significance testing.

4.1 Overall Results

Table 2 presents the overall results on T1-BENCH, averaged across all domains for the 12 evaluated models. The benchmark evaluates agentic capabilities across multiple dimensions, including tool-call performance, parameter extraction accuracy, tool-output exact match, end-to-end task completion, and qualitative LLM-as-a-judge assessments. Among all evaluated models, GEMMA4-31B-IT achieves the strongest overall performance, attaining the highest Pass@K and Pass^K scores of 61.33% and 41.14%, respectively, indicating superior reliability and consistency in multi-step task execution. Notably, the model outperforms both GPT-5.4 and all evaluated CLAUDE variants on end-to-end task completion. In contrast, CLAUDE OPUS 4.6 achieves the highest tool-calling accuracy and F1 score among all models.

4.2 Task Complexity

Figure 2, Figure 3 and Table 2 illustrate how task complexity, measured by the number of simultaneously active domains, affects model performance. We report Pass@K averaged across all models for each domain and complexity tier.

Domain Size. We observe that as the number of domains increases, the performance of both Pass@K and Pass^K steeply drops across all models we experimented with, especially with scenarios that involve at least four domains. Additionally, when working with the 8-domain and 11-domain scenarios, we observe that every model recorded a score of zero for both pass rate metrics. The pass rate requires an exact match to register a run as successful. Therefore, when more domains are added, there are additional tools that are introduced as well as context switching that is present as part of the template. Hence, this supports the idea that the additional cross-domain complexity introduced through adding a domain to a scenario impacts all models, even proprietary ones struggle to consistently generate a successful trajectory.

Single Domain Performance. Among the single-domain settings, the highest Pass@K scores are achieved in the Bar and Dessert domains. In contrast, Food & Dining records the lowest Pass@K score at only 3.5, falling below the performance observed in several multi-domain settings. A likely explanation is that Food & Dining contains 15 tools, substantially more than any other individual domain, resulting in a significantly larger action space. These results indicate that considerable challenges remain even in single-domain environments, particularly when tool selection becomes more complex. Consequently, introducing addi-

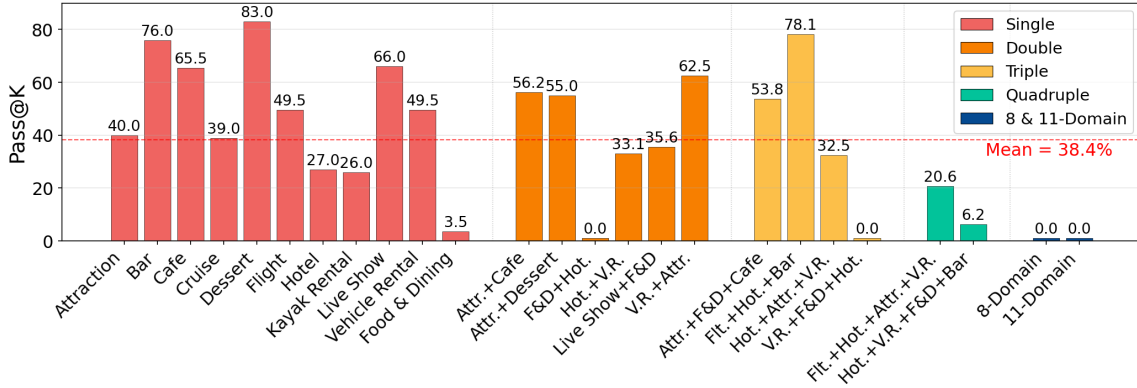


Figure 2: Overall evaluation per domain averaged over all domains. A bar chart showing performance scores across single and complex multi-domain tasks. Simpler, single-domain tasks generally score higher, while performance drops significantly as tasks become more complex. The overall average score is 38.4%. Abbreviations: Attr.=Attraction, F&D=Food & Dining, V.R.=Vehicle Rental, Flt.=Flight, and Hot.=Hotel.

tional tools, domains, and interaction complexities further exacerbates the difficulty of the task, leading to a pronounced decline in model performance.

4.3 Human Evaluation Results

Table 3 reports inter-annotator agreement and human-LLM judge alignment across 60 conversations. Krippendorff’s α is used to measure the reliability between the annotators and is 0.687 for coherence and 0.657 for helpfulness. Both values signify acceptable reliability commonly reported for human evaluation studies involving subjective Likert-scale dimensions, where natural annotator divergence on abstract qualities such as coherence and helpfulness is expected.

Dimension	Krippendorff’s α	Spearman ρ	p -value
Coherence	0.687	0.457	2.42×10^{-4}
Helpfulness	0.657	0.525	1.70×10^{-5}

Table 3: Inter-annotator agreement (Krippendorff’s α with interval distance) and human-LLM judge alignment (Spearman’s ρ) on a 1-5 Likert scale across 60 conversations. Both correlations are statistically significant ($p < 0.001$).

The Spearman correlations between averaged human ratings and LLM-as-a-judge scores are $\rho = 0.457$ for coherence and $\rho = 0.525$ for helpfulness, with both correlations statistically significant at $p < 0.001$ ($n = 60$). These results indicate moderate yet reliable agreement between human evaluators and automated judgments at conversational level, supporting the use of LLM-as-a-judge as a scalable proxy for human evaluation in our benchmark.

5 Related Work

We study the prior work on two primary topics: (1) the development of user simulation techniques for generating realistic dialogues and task-oriented interactions, and (2) the evolution of benchmarks for evaluating tool-augmented agents in complex, interactive environments.

Conversation Simulation. Evaluating task-oriented dialogue systems requires simulating realistic user behavior at scale. Early approaches relied on template-based or retrieval-based user simulators, which suffered from limited diversity and weak generalization. More recently, LLM-based user simulation has emerged as a scalable alternative, with methods such as Self-Chat (Zheng et al., 2024) and environments like Sotopia (Zhou et al., 2024) demonstrating that language models can effectively role-play diverse personas in open-ended social interactions, while UserSimCRS (Afzali et al., 2023) adapts LLM-based simulators to conversational recommendation settings. In customer service domains, Tau-Bench (Yao et al., 2025) introduces simulated users interacting with tool-augmented agents under structured, verifiable database constraints. To further improve control and reliability in simulation, APIGen-MT (Prabhakar et al., 2026) constructs conversational data via tool-use blueprints of interdependent actions, refined through LLM-as-a-judge feedback to generate realistic interaction traces. Building on these efforts, our approach conditions the user simulator on rich contextual signals, including personas, user profiles, task goals, and conversa-

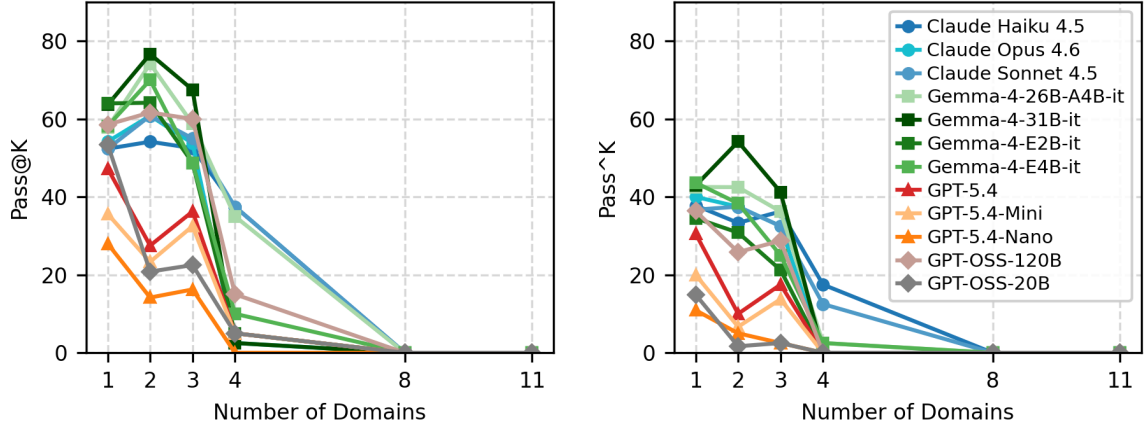


Figure 3: Effect of increasing task complexity (number of domains) on agent performance, measured by Pass@K (**left**) and Pass^K (**right**). Performance consistently degrades as the number of domains increases, with a sharp drop beyond 3–4 domains, highlighting the difficulty of maintaining reliable multi-step tool use and consistent task completion in multi-domain agentic settings.

tion history, enabling more realistic simulations of production-like deployments.

Tool-Augmented Multi-Agent Benchmarks. In recent years, the evaluation landscape for tool-augmented multi-agent systems has evolved substantially. Early benchmarks such as APIBank (Li et al., 2023b), APIBench (Patil et al., 2024), ToolBench (Qin et al., 2024), BFCL (Patil et al., 2025), and Toolformer (Schick et al., 2023) established foundational protocols for tool selection and execution, but were largely limited to static, single-turn settings with constrained interaction structure. Subsequent work introduced richer multi-step and planning-oriented tasks, including GAIA (Mialon et al., 2024) and GTA (Wang et al., 2024), which rely on human-annotated reasoning plans; TravelPlanner (Xie et al., 2024), which incorporates spatio-temporal constraints; m&m’s (Ma et al., 2024), which studies multi-turn tool orchestration; and ToolSandbox (Lu et al., 2025), which introduces stateful tools for fine-grained failure analysis, although these settings remain largely confined to single domains. More recent benchmarks have explored immersive and system-level environments, such as TheAgentCompany (Xu et al., 2026), which simulates a corporate sandbox with interconnected applications, and T1 (Chakraborty et al., 2026), which investigates cross-domain tool planning with inter-tool dependencies and caching. FlowBench (Xiao et al., 2024) focuses on structured workflow reasoning, while the Tau-Bench family (Yao et al., 2025; Barres et al., 2025) extends from single-control to dual-control settings

in which both agents and users manipulate shared state via tool calls. In contrast, T1-BENCH unifies large-scale, multi-domain, interconnected environments with temporally grounded customer-facing interactions and a fully automated evaluation framework, enabling comprehensive assessment of agent behavior under realistic long-horizon conditions.

6 Conclusion

We present T1-BENCH, a high-fidelity benchmark designed to address key limitations in existing evaluations of tool-augmented LLM agents, particularly in task complexity, realism, and cross-domain interactions. By introducing customer-facing, multi-domain environments with interleaved scenarios and multi-turn user–assistant interactions, T1-BENCH enables a more rigorous assessment of agent capabilities in compositional settings spanning 25 domains of varying difficulty. Through extensive evaluation of 12 proprietary and open-weight models, we analyze agent behavior across multiple dimensions, including tool calling accuracy, tool output correctness, and end-to-end task success rates. Our results highlight persistent challenges in current systems, particularly reliable tool orchestration in complex environments, while complementary human judgments further strengthen the reliability of our evaluation protocol. Overall, T1-BENCH advances the state of benchmark design for agentic systems by significantly expanding domain coverage, interaction depth, and evaluative rigor, and we release data and evaluation code to support future research on agentic models.

Limitations

Creating a benchmark of this scale inevitably involves several practical trade-offs. Because T1-BENCH includes 525 templates across 25 domains and supports trajectories, evaluating all available models would require prohibitive computational resources. We therefore focus our evaluation on a curated set of state-of-the-art reasoning models. To ensure deterministic and reproducible evaluation, we constrain the user simulator to supported domain schema, which prevents infeasible or ill-formed requests. Similarly, user personas are kept relatively simple, leaving richer persona-driven dynamics as an avenue for future work. For both the simulator and the automated judge, we adopt an open-weight model to enable full reproducibility and local execution of the benchmark. Finally, to ensure high factual consistency, real-world location data is restricted to the United States, which means the current benchmark does not evaluate multilingual capabilities or cross-lingual generalization.

Ethical Considerations

In developing T1-BENCH, we prioritize the ethical integrity and safety of our evaluation framework. All scenario templates and domain policies reflect standard, benign customer service interactions and explicitly exclude hate speech, toxic language, or scenarios promoting harmful activities. To guarantee this safety alongside high real-world fidelity, our data generation pipelines and resulting templates were rigorously reviewed and validated through extensive annotation. We also took strict measures to protect privacy. While our geographic data utilizes cities and airports to maintain realism, all user profiles, including names, addresses, dates of birth, and payment details are synthetically generated, ensuring the dataset contains no Personally Identifiable Information (PII). By open-sourcing our benchmark and evaluation framework, we aim to provide the community with a transparent tool to help identify and mitigate biases and reliability issues in agentic AI systems before they are deployed in the real world.

Acknowledgments

We thank Anudeep Tubati, Dong Yu, and Yongkang Zhao for their valuable discussions and support.

References

- Jafar Afzali, Aleksander Mark Drzewiecki, Krisztian Balog, and Shuo Zhang. 2023. Usersimcrs: A user simulation toolkit for evaluating conversational recommender systems. In *Proceedings of the Sixteenth ACM International Conference on Web Search and Data Mining*, pages 1160–1163.
- David Anugraha, Vishakh Padmakumar, and Diyi Yang. 2026. Sparkme: Adaptive semi-structured interviewing for qualitative insight discovery. *arXiv preprint arXiv:2602.21136*.
- Victor Barres, Honghua Dong, Soham Ray, Xujie Si, and Karthik Narasimhan. 2025. τ^2 -bench: Evaluating conversational agents in a dual-control environment. *arXiv preprint arXiv:2506.07982*.
- Amartya Chakraborty, Paresh Dashore, Nadia Bathaee, Anmol Jain, Anirban Das, Shi-Xiong Zhang, Sambit Sahu, Milind Naphade, and Genta Winata. 2026. T1: A tool-oriented conversational dataset for multi-turn agentic planning. *Advances in Neural Information Processing Systems*, 38.
- Adam Fourney, Gagan Bansal, Hussein Mozannar, Cheng Tan, Eduardo Salinas, Friederike Niedtner, Grace Proebsting, Griffin Bassman, Jack Gerrits, Jacob Alber, and 1 others. 2024. Magentic-one: A generalist multi-agent system for solving complex tasks. *arXiv preprint arXiv:2411.04468*.
- Taicheng Guo, Xiuying Chen, Yaqi Wang, Ruidi Chang, Shichao Pei, Nitesh V Chawla, Olaf Wiest, and Xi-angliang Zhang. 2024. Large language model based multi-agents: a survey of progress and challenges. In *Proceedings of the Thirty-Third International Joint Conference on Artificial Intelligence*, pages 8048–8057.
- Carlos E Jimenez, John Yang, Alexander Wettig, Shunyu Yao, Kexin Pei, Ofir Press, and Karthik Narasimhan. 2024. Swe-bench: Can language models resolve real-world github issues? In *International Conference on Learning Representations*, volume 2024, pages 54107–54157.
- Guohao Li, Hasan Hammoud, Hani Itani, Dmitrii Khizbullin, and Bernard Ghanem. 2023a. Camel: Communicative agents for "mind" exploration of large language model society. *Advances in neural information processing systems*, 36:51991–52008.
- Minghao Li, Yingxiu Zhao, Bowen Yu, Feifan Song, Hangyu Li, Haiyang Yu, Zhoujun Li, Fei Huang, and Yongbin Li. 2023b. Api-bank: A comprehensive benchmark for tool-augmented llms. *arXiv preprint arXiv:2304.08244*.
- Jiarui Lu, Thomas Holleis, Yizhe Zhang, Bernhard Aumayer, Feng Nan, Haoping Bai, Shuang Ma, Shen Ma, Mengyu Li, Guoli Yin, and 1 others. 2025. Tool-sandbox: A stateful, conversational, interactive evaluation benchmark for llm tool use capabilities. In *Findings of the Association for Computational Linguistics: NAACL 2025*, pages 1160–1183.

- Zixian Ma, Weikai Huang, Jieyu Zhang, Tanmay Gupta, and Ranjay Krishna. 2024. m & m’s: A benchmark to evaluate tool-use for multi-step multi-modal tasks. In *European Conference on Computer Vision*, pages 18–34.
- Grégoire Mialon, Clémentine Fourrier, Thomas Wolf, Yann LeCun, and Thomas Scialom. 2024. Gaia: a benchmark for general ai assistants. In *International Conference on Learning Representations*, volume 2024, pages 9025–9049.
- Shishir G Patil, Huanzhi Mao, Fanjia Yan, Charlie Cheng-Jie Ji, Vishnu Suresh, Ion Stoica, and Joseph E Gonzalez. 2025. The berkeley function calling leaderboard (bfcl): From tool use to agentic evaluation of large language models. In *Forty-second International Conference on Machine Learning*.
- Shishir G Patil, Tianjun Zhang, Xin Wang, and Joseph E. Gonzalez. 2024. **Gorilla: Large language model connected with massive APIs**. In *The Thirty-eighth Annual Conference on Neural Information Processing Systems*.
- Akshara Prabhakar, Zuxin Liu, Ming Zhu, Jianguo Zhang, Tulika Manoj Awalganekar, Shiyu Wang, Zhiwei Liu, Haolin Chen, Thai Quoc Hoang, Juan Carlos Niebles, Shelby Heinecke, Weiran Yao, Huan Wang, Silvio Savarese, and Caiming Xiong. 2026. **APIGenMT: Agentic pipeline for multi-turn data generation via simulated agent-human interplay**. In *The Thirty-ninth Annual Conference on Neural Information Processing Systems Datasets and Benchmarks Track*.
- Cheng Qian, Zuxin Liu, Akshara Prabhakar, Zhiwei Liu, Jianguo Zhang, Haolin Chen, Heng Ji, Weiran Yao, Shelby Heinecke, Silvio Savarese, and 1 others. 2025. Userbench: An interactive gym environment for user-centric agents. *arXiv preprint arXiv:2507.22034*.
- Yujia Qin, Shihao Liang, Yining Ye, Kunlun Zhu, Lan Yan, Yaxi Lu, Yankai Lin, Xin Cong, Xiangru Tang, Bill Qian, and 1 others. 2024. Toolllm: Facilitating large language models to master 16000+ real-world apis. In *International Conference on Learning Representations*, volume 2024, pages 9695–9717.
- Lloyd Russell, Anthony Hu, Lorenzo Bertoni, George Fedoseev, Jamie Shotton, Elahe Arani, and Gianluca Corrado. 2025. Gaia-2: A controllable multi-view generative world model for autonomous driving. *arXiv preprint arXiv:2503.20523*.
- Timo Schick, Jane Dwivedi-Yu, Roberto Dessì, Roberta Raileanu, Maria Lomeli, Eric Hambro, Luke Zettlemoyer, Nicola Cancedda, and Thomas Scialom. 2023. Toolformer: Language models can teach themselves to use tools. *Advances in neural information processing systems*, 36:68539–68551.
- Jize Wang, Zerun Ma, Yining Li, Songyang Zhang, Cailian Chen, Kai Chen, and Xinyi Le. 2024. Gta: a benchmark for general tool agents. *Advances in Neural Information Processing Systems*, 37:75749–75790.
- Qingyun Wu, Gagan Bansal, Jieyu Zhang, Yiran Wu, Beibin Li, Erkang Zhu, Li Jiang, Xiaoyun Zhang, Shaokun Zhang, Jiale Liu, and 1 others. 2024. Autogen: Enabling next-gen llm applications via multi-agent conversations. In *First conference on language modeling*.
- Ruixuan Xiao, Wentao Ma, Ke Wang, Yuchuan Wu, Junbo Zhao, Haobo Wang, Fei Huang, and Yongbin Li. 2024. Flowbench: Revisiting and benchmarking workflow-guided planning for llm-based agents. In *Findings of the Association for Computational Linguistics: EMNLP 2024*, pages 10883–10900.
- Jian Xie, Kai Zhang, Jiangjie Chen, Tinghui Zhu, Renze Lou, Yuandong Tian, Yanghua Xiao, and Yu Su. 2024. Travelplanner: a benchmark for real-world planning with language agents. In *Proceedings of the 41st International Conference on Machine Learning*, pages 54590–54613.
- Zidi Xiu, David Q Sun, Kevin Cheng, Maitrik Patel, Yizhe Zhang, Jiarui Lu, Omar Attia, Raviteja Vemulapalli, Oncel Tuzel, Meng Cao, and 1 others. 2026. Astra-bench: Evaluating tool-use agent reasoning and action planning with personal user context. *arXiv preprint arXiv:2603.01357*.
- Frank Fangzheng Xu, Yufan Song, Boxuan Li, Yuxuan Tang, Kritanjali Jain, Mengxue Bao, Zora Wang, Xuhui Zhou, Zhitong Guo, Murong Cao, and 1 others. 2026. Theagentcompany: benchmarking llm agents on consequential real world tasks. *Advances in Neural Information Processing Systems*, 38.
- John Yang, Kilian Lieret, Carlos Jimenez, Alexander Wettig, Kabir Khandpur, Yanzhe Zhang, Binyuan Hui, Ofir Press, Ludwig Schmidt, and Diyi Yang. 2026. Swe-smith: Scaling data for software engineering agents. *Advances in Neural Information Processing Systems*, 38.
- Shunyu Yao, Noah Shinn, Pedram Razavi, and Karthik R Narasimhan. 2025. **{ τ }-bench: A benchmark for $\{T\}$ ool- $\{A\}$ gent- $\{U\}$ ser interaction in real-world domains**. In *The Thirteenth International Conference on Learning Representations*.
- Zhonghua Zheng, Lizi Liao, Yang Deng, Libo Qin, and Liqiang Nie. 2024. Self-chats from large language models make small emotional support chatbot better. In *Proceedings of the 62nd Annual Meeting of the Association for Computational Linguistics (Volume 1: Long Papers)*, pages 11325–11345.
- Xuhui Zhou, Hao Zhu, Leena Mathur, Ruohong Zhang, Haofei Yu, Zhengyang Qi, Louis-Philippe Morency, Yonatan Bisk, Daniel Fried, Graham Neubig, and 1 others. 2024. Sotopia: Interactive evaluation for social intelligence in language agents. In *International Conference on Learning Representations*, volume 2024, pages 40975–41019.

A Detailed Information on Dataset

A.1 Domains

The dataset has been built in both single-domain and multi-domain capacities. Single domain setting spans 11 domains: attraction, bar, cafe, cruise, dessert, flight, food and dining, hotel, kayak rental, live show, and vehicle rental. Each single-domain split contains 25 populated user policy templates, with 5 templates per scenario across 5 realistic scenarios per domain. The scenarios are designed to cover the full spectrum of user interactions within a domain, ranging from operations such as searching and filtering, to booking, modifying reservations, and cancellations. Evaluation in the single-domain setting focuses on verifying the correctness and ordering of tool calls executed by the assistant agent towards the user goal within that domain.

In the multi-domain setting, scenarios span two or more domains simultaneously, requiring the agent to handle multiple domain intents concurrently. The key distinction from the single-domains is that here the agent must not only execute correct tool calls within each domain independently, but also manage parallel domain state tracking and user goals across domains. Evaluation in the multi-domain setting therefore checks for the sequential presence and correctness of the tool calls and attributes required for the agent to successfully complete every cross-domain intent that the user has expressed. The dataset includes a total of 14 multi-domain combinations at increasing levels of complexity. We have 6 double-domains, 4 triple-domains, and 2 quadruple-domains containing 20 templates designed around realistic domain pairings and travel planning scenarios, with a maximum turn limit of 25.

The 8-domain and 11-domain contain 5 templates each with a maximum turn limit of 50, and have been intentionally designed with a higher level of abstraction, requiring the agent to resolve ambiguity, infer intent across the broadest possible range of service domains. We refer to these as *Applied Thinking Domains* and they are challenging evaluation frameworks, serving as extended stress tests of model reasoning and tool-calling ability.

A.2 Dataset and Knowledge Base

Attraction. The attractions dataset includes a total of 736 venues across 85 cities in the U.S. Each venue is assigned one of nine attraction types:

Art, Historical, Tourist, Social, Food, Sports, Tours, Culture, and Scenery. Each entry includes a rating and geographic coordinates.

Bar. The bar dataset includes a total of 9,294 venues across 321 cities in the U.S. Each venue is assigned one of 23 bar types drawn from the provided ontology. Venues are characterized by a price level, price per person, star segment, and minimum age requirement. Each venue may include up to 42 attributes covering entertainment features, beverage offerings, dietary accommodations, accessibility and services, and ambiance indicators.

Café. The café dataset includes a total of 14,856 cafes across 321 cities in the U.S. Each café is assigned a price level and star segment selected from the provided ontology and may include up to 20 attributes covering coffee roast types, milk alternatives, sweetness levels, and flavor syrups. The café menu dataset includes a total of 1,645 menu items across 185 café chains spanning two shop types: Coffee Shop and Bubble Tea. Each entry includes an item name selected from 51 options in the provided ontology, a description, base price, dietary tags, and allergens.

Cruise. The cruise dataset includes a total of 700 cruises operated by 13 cruise lines across 94 unique ships. Each cruise is assigned a destination selected from the provided ontology of 14 regions and departs from one of 15 ports, with durations ranging from 3 to 21 nights. Each entry includes itinerary details, passenger capacity, a tier, and per-person pricing across six cabin categories.

Dessert. The dessert dataset includes a total of 9,109 shops across 321 cities in the U.S. Each shop is assigned a price level and star segment and may include up to 48 attributes covering dessert categories, such as ice cream, gelato, patisserie, and creperie, as well as toppings, temperature options, dietary accommodations, and service features.

Flight. The flight dataset includes a total of 128 airports. Each flight is associated with an airline randomly selected from the provided ontology. The departure and arrival airports are also randomly selected from the airport list in the ontology. In total, 1,594 flights were generated for this dataset. While the airports and cities are based on real-world entities, the flight records are entirely synthetically generated.

DOMAIN	TYPE	# TOOLS	# ATTRIBUTES	# TEMPLATES
Attraction		5	8	25
Bar		5	59	25
Café		6	31	25
Cruise		5	85	25
Dessert		8	59	25
Flight	Single	5	12	25
Food & Dining		15	36	25
Hotel		7	20	25
Kayak Rental		6	10	25
Live Show		7	29	25
Vehicle Rental		5	31	25
<hr/>				
Attraction + Café		11	39	20
Attraction + Dessert		13	67	20
Food & Dining + Hotel		22	56	20
Hotel + Vehicle Rental	Double	12	51	20
Live Show + Food & Dining		22	65	20
Vehicle Rental + Attraction		10	39	20
<hr/>				
Attraction + Food & Dining + Café		26	75	20
Flight + Hotel + Bar		17	91	20
Vehicle Rental + Food & Dining + Hotel	Triple	27	87	20
Vehicle Rental + Hotel + Attraction		17	59	20
<hr/>				
Flight + Hotel + Vehicle Rental + Attraction		22	71	20
Vehicle Rental + Hotel + Food & Dining + Bar	Quadruple	32	146	20
<hr/>				
8-Domain (Flight + Hotel + Vehicle Rental + Attraction + Food & Dining + Café + Bar + Live Show)	8-domain	55	226	5
<hr/>				
11-Domain (All Domains)	11-domain	74	380	5
<hr/>				
General [†]		2	–	–
<hr/>				
Total	–	76[‡]	380	525

Table 4: Dataset statistics across single-domain and multi-domain splits, reporting the number of domains, tools, dataset attributes, and populated user policy templates per domain combination. [†]General is not considered as a unique domain. [‡]The total number of tools includes the two caching tools from General.

Food and Dining. The food and dining dataset includes a total of 30,167 venues across 321 cities in the U.S. Each venue is assigned one of 66 cuisine types and is characterized by a price level, price per person, and rating. Each entry may include one of nine dietary accommodation flags, such as vegan, vegetarian, gluten-free, halal, and allergen-specific options, as well as up to eight service features, such as delivery, drive-through, and mobile ordering.

Hotel. The hotel dataset includes a total of 1,917 hotels across 320 cities in the U.S. Each hotel is associated with a brand randomly selected from the provided ontology. Hotels are assigned a star rating and may include up to ten amenities. Each hotel in the dataset is associated with a set of rooms drawn from the hotel room ontology. In total, 157,985 rooms were generated across all hotels. Each room is characterized by a room type, a view type, an occupancy capacity, a price tier, and cash and points prices. Each room entry also includes resort fees and an availability window defined by

check-in and check-out dates.

Kayak Rental. The kayak rental dataset includes a total of 25,000 rental listings across 321 cities in the U.S. Each listing is associated with a vessel type selected from six options in the provided ontology. Each entry includes a business name, location, price per hour, and rating.

Live Show. The live show dataset includes a total of 1,000 events across 170 cities in the U.S., hosted at 243 unique venues. Each event is assigned a category selected from eight options in the provided ontology and is performed at one of 18 venue types. Each entry includes performer details, event date and start time, show duration, and per-section pricing across three seating areas.

Vehicle Rental. The vehicle rental dataset includes a total of 22,509 vehicles across 321 cities in the U.S. Each vehicle belongs to one of three categories(car, bike, or truck) with subcategories selected from the provided ontology, and is associ-

ated with a service provider. Each entry includes make, model, year, fuel type, price tier, seating capacity, base price per day, and up to eight feature flags.

A.3 Data Annotation and Quality Assurance

As we have several complex domains and scenarios, it is of utmost importance to ensure the data is all of top quality and natural. To ensure this, we employ ten human annotators, with each data sample reviewed by both an annotator and a quality assurance (QA) reviewer. The annotators were chosen to encompass several different perspectives, while also maintaining a high technical bar for what is deemed acceptable. All annotators have at least a Master’s degree in STEM related fields and demonstrate high proficiency in Python. The QA reviewer has an extensive background in Computer Science and data labeling as well and was chosen independently from the annotators to prevent bias. Annotators are assigned a group of domains, single and multi and would both write the goal to encompass the domain(s) involved as well as write the necessary code leveraging the provided tools that are implemented. Afterwards, the QA reviewer evaluates the annotated goal and code, provides feedback which is done in an iterative manner to improve the template.

A.4 Tools

Our benchmark encompasses 74 tools spanning 11 single domains with 2 additional general purpose tools for caching operations bringing the total number of tools to 76. To make our benchmark challenging, we created composite domains consisting of 6 double domains, 4 triple, 2 quadruple, 1 octuple and 1 undecuple. Food and dining consists of the most tools for a domain with 15 tools, whereas for the least, its shared mong attraction, bar, vehicle rental and cruise with 5 tools. All the tools in the domain can be classified into 6 functional categories belonging to either searching, filtering, booking, canceling, modifying or getting information from the database forming a complete lifecycle of customer journey. Among the categories of tools, booking, modifying and cancelling involves transactional queries. The filter tool that has been implemented, is cache aware from prior search calls and it evaluates whether models can maintain state across turns and choose contextually appropriate tools. In multi-domain evaluation settings, models must select the correct tool from up to

74 simultaneously available tools across all 11 domains (for the 11-domain). This tests the models ability to choose the best tool during the customer journey. Table 5 summarizes the complete tool inventory.

A.5 Examples

In this section, we describe the template structure used for data generation. Each benchmark instance is built from three components: a user persona (metadata defining the user’s background and preferences), a user policy (a structured set of rules and constraints the assistant must follow), and a tool specification (the available actions the assistant should invoke). These three elements combine to form the generation prompt that produces each simulated conversation. User policies scale in complexity from simple single-domain constraints to multi-domain compositions, allowing us to evaluate performance across varying levels of policy richness. Below, we provide representative examples of how the persona, user policy, and tools are configured for the select domains. For single-domain interactions, refer to Figure 17. For two-domain interactions, refer to Figure 18. For three-domain interactions, refer to Figure 19. For four-domain interactions, refer to Figure 20. For eight-domain interactions, refer to Figure 21. Finally, for eleven-domain interactions, refer to Figure 22.

B Model Hyper-parameters

Table 6 summarizes the inference hyper-parameters used for each model. All models are evaluated with a temperature of 1.0 to allow natural variation across the $K = 3$ repeated trials required for computing $\text{Pass}@K$ and Pass^K . For GEMMA4 models, we use $\text{top}_p=0.95$ and $\text{top}_k=64$ following the recommended defaults from the model documentation. CLAUDE models are configured with $\text{top}_k=40$ as the sole sampling constraint. For GPT-OSS models, reasoning effort is set to high to maximize tool-calling accuracy.

C LLM-as-a-Judge Metrics

Each conversation trajectory is evaluated using an LLM-as-a-judge framework along two dimensions: *helpfulness* and *coherence*. The judge model is provided with the full interaction trajectory, including simulated user turns, assistant responses, tool call inputs, and tool outputs. For each criterion, the judge assigns a score on a 1 to 5 Likert scale

DOMAIN	#	TOOLS
Attraction	5	search_attractions, filter_attractions, get_attraction_details, get_nearby_attractions, get_top_attractions
Bar	5	search_bars, filter_bars, book_bar_reservation, cancel_bar_reservation, modify_bar_reservation
Café	6	search_cafes, filter_cafes, get_cafe_menu, place_cafe_order, cancel_cafe_order, get_cafe_order
Cruise	5	search_cruises, filter_cruises, book_cruise_reservation, cancel_cruise_reservation, modify_cruise_reservation
Dessert	8	search_dessert_shops, filter_dessert_shops, search_bakeries, filter_bakeries, get_shop_menu, place_dessert_order, cancel_dessert_order, get_dessert_order
Flight	5	search_flight, filter_flight, book_flight, cancel_flight, modify_flight_reservation
Food & Dining	15	search_food_and_dining, filter_food_and_dining, get_food_and_dining_menu, book_food_and_dining_reservation, cancel_food_and_dining_reservation, modify_food_and_dining_reservation, get_food_and_dining_reservation, place_food_and_dining_pickup_order, cancel_food_and_dining_pickup_order, modify_food_and_dining_pickup_order, get_food_and_dining_pickup_order, place_food_and_dining_delivery_order, cancel_food_and_dining_delivery_order, modify_food_and_dining_delivery_order, get_food_and_dining_delivery_order
Hotel	7	search_hotel, filter_hotel, book_hotel_reservation, cancel_hotel_reservation, modify_hotel_reservation, get_hotel_reservation, get_hotel_room_inventory
Kayak Rental	6	search_kayak_rentals, filter_kayak_rentals, book_kayak_reservation, cancel_kayak_reservation, modify_kayak_reservation, get_rental_details
Live Show	7	search_live_shows, filter_live_shows, book_live_show_reservation, cancel_live_show_reservation, modify_live_show_reservation, get_live_show_details, check_live_show_seat_availability
Vehicle Rental	5	search_vehicle_rentals, filter_vehicle_rentals, book_vehicle_rental_reservation, cancel_vehicle_rental_reservation, modify_vehicle_rental_reservation
General	2	save_to_cache, get_results_from_cache
Total	76	

Table 5: Complete tool inventory across 11 single domains and general cache utilities with 76 tools.

MODEL	TEMPERATURE	TOP_P	TOP_K	REASONING EFFORT
GEMMA4-E2B-IT	1.0	0.95	64	-
GEMMA4-E4B-IT	1.0	0.95	64	-
GEMMA4-26B-A4B-IT	1.0	0.95	64	-
GEMMA4-31B-IT	1.0	0.95	64	-
GPT-OSS-20B	1.0	1.0	-	high
GPT-OSS-120B	1.0	1.0	-	high
CLAUDE HAIKU 4.5	1.0	-	40	-
CLAUDE SONNET 4.5	1.0	-	40	-
CLAUDE OPUS 4.6	1.0	-	40	-
GPT5.4-NANO	1.0	1.0	-	low
GPT5.4-MINI	1.0	1.0	-	low
GPT5.4	1.0	1.0	-	low

Table 6: Model inference hyper-parameters.

and generates a brief natural-language justification. The final conversation score is computed as the arithmetic mean of the two criterion scores.

Helpfulness. Helpfulness measures whether the assistant provides relevant, accurate, and actionable responses that address the user’s needs.

- **1 (Unhelpful):** Responses are irrelevant, inaccurate, or fail to address the user’s needs.
- **2 (Slightly helpful):** Responses partially address the user’s needs but miss important details or contain inaccuracies.
- **3 (Moderately helpful):** Responses address the user’s needs adequately but lack depth or

omit some relevant information.

- **4 (Very helpful):** Responses are relevant, accurate, and actionable with only minor gaps or omissions.
- **5 (Fully helpful):** Responses are highly relevant, accurate, directly actionable, and fully satisfy the user’s needs.

Coherence. Coherence measures whether the conversation progresses logically while maintaining consistent context throughout the interaction.

- **1 (Incoherent):** The conversation is disjointed, contradictory, or repeatedly loses context.

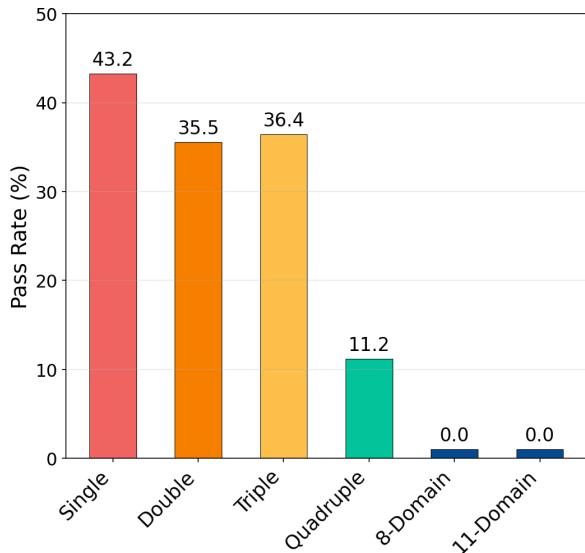


Figure 4: Pass@K avg. by domains.

- **2 (Slightly coherent):** The conversation shows partial logical flow but contains major inconsistencies or context loss.
- **3 (Moderately coherent):** The conversation is generally logical with occasional inconsistencies or minor context loss.
- **4 (Very coherent):** The conversation flows naturally with consistent context and only trivial inconsistencies.
- **5 (Fully coherent):** The conversation is fully logical, contextually consistent, and free from contradictions.

The judge model is instructed to return a structured output containing: (i) a score for each criterion, (ii) a brief justification for each score, and (iii) the overall average score across all criteria.

D Additional Results

D.1 Pass Rate Results Across K

Figure 4 presents the average pass rate across all models and values of $K \in \{1, 2, 3\}$, grouped by domain cardinality. As the number of domains increases, the pass rate consistently decreases, indicating that the models still struggle with context retention in higher-domain conversations.

D.2 Pass@K Results Across Single Domains

Table 7 presents per-domain Pass@K results across all 11 single-domain tasks, measuring the probability that *all* $K = 3$ sampled trials succeed for each

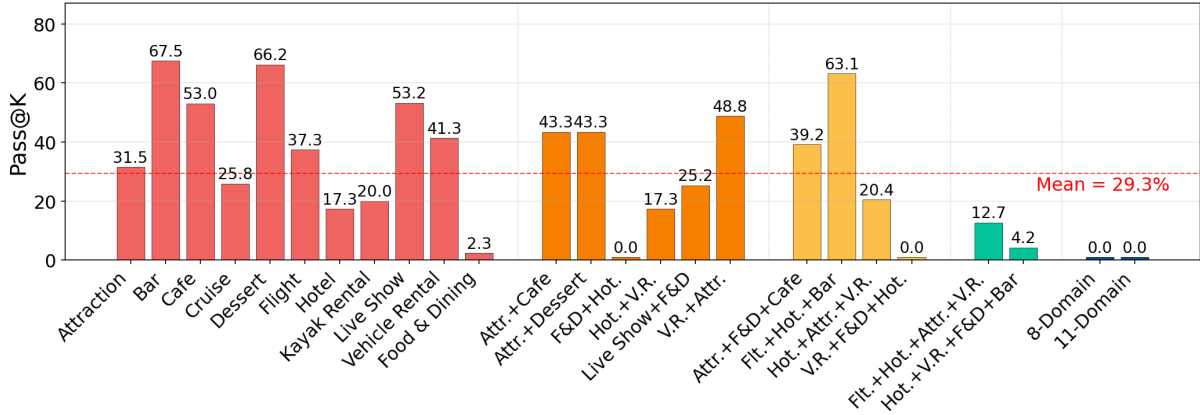
model-domain pair. This strict consistency metric reveals several notable patterns:

Domain difficulty varies substantially. bar and dessert emerge as the easiest domains, with top models achieving 88% consistency (GEMMA4-26B-A4B-IT and CLAUDE SONNET 4.5 on Bar; GEMMA4-31B-IT at 88% on Dessert). In contrast, food & dining proves nearly impossible for all models, where the best Pass@K is only 4%, indicating that even when models occasionally succeed, they cannot do so reliably. This reflects the domain’s complexity: 15 tools spanning reservations, pickup orders, and delivery orders with interdependent parameters.

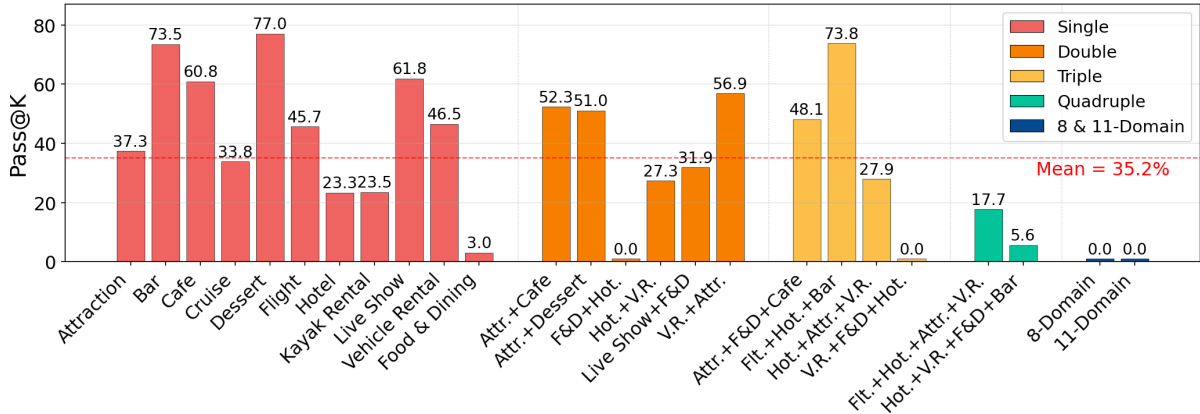
Proprietary and open-weight models exhibit complementary strengths. CLAUDE models excel at flight (36–44%) and cruise (20–28%), while GEMMA4 models dominate live show (72–80%) and hotel (28–60%). GPT-5.4-NANO consistently scores 0–4% on most domains, establishing a clear floor for the benchmark’s difficulty.

The gap between Pass@K and Pass^K quantifies reliability. Comparing with the overall results in Table 2, the best model (GEMMA4-31B-IT) achieves 61.33% Pass@K but only 41.14% Pass^K, a 20-point drop, indicating that even the strongest model fails to reproduce correct behavior consistently across repeated trials. This gap is most pronounced in domains requiring complex state management (hotel: 92% \rightarrow 40%; cruise: 40% \rightarrow 20%), suggesting that success in these domains involves stochastic variance rather than robust capability.

The Impact of Domain Complexity on LLM Efficiency and Cost. From the Figure 24 and 23, the benchmark data clearly illustrates that as multi-domain and multi-tool tasks increase in complexity, both computational costs (tokens) and task resolution efforts (turns) scale linearly, respectively. While single-domain tasks require minimal effort, introducing 8 to 11 domains causes resource requirements to increase rapidly, with token usage crossing the 1.7 million mark. This complexity exposes significant differences in model efficiency and reasoning. For instance, GPT-5.4-NANO severely struggles and requires an average of 50 turns to resolve 11-domain tasks, whereas the Claude models maintains a more balanced mid-30s to low-40s range. Additionally, the token data highlights that models like GEMMA-4-26B-A4B-IT



(a) Pass@K=1.



(b) Pass@K=2.

Figure 5: Overall evaluation results for Pass@K=1 and Pass@K=2 across different categories averaged over all models. Abbreviations: Attr.=Attraction, F&D=Food & Dining, V.R.=Vehicle Rental, Flt.=Flight, and Hot.=Hotel.

MODEL	ATTR.	BAR	CAFÉ	CRUISE	DESSERT	FLIGHT	F&D	HOTEL	KAYAK	LIVE	VEHICLE	AVG.
GEMMA4-E2B-IT	16	68	56	12	72	24	0	12	16	52	52	28.38
GEMMA4-E4B-IT	32	84	44	20	72	28	4	60	16	72	48	35.62
GEMMA4-26B-A4B-IT	24	88	48	20	72	32	0	28	20	80	56	37.71
GEMMA4-31B-IT	32	76	48	20	88	24	0	40	20	72	52	41.14
GPT-OSS-20B	20	20	32	8	20	16	0	4	4	12	28	8.57
GPT-OSS-120B	24	80	44	12	64	24	4	12	20	68	48	29.33
GPT-5.4-NANO	24	4	40	0	40	4	0	0	4	4	0	7.24
GPT-5.4-MINI	24	24	40	12	40	16	0	4	12	20	28	14.10
GPT-5.4	20	76	40	16	44	24	4	20	24	48	20	20.95
CLAUDE HAIKU 4.5	24	84	40	24	68	36	4	16	20	48	52	34.29
CLAUDE SONNET 4.5	24	88	48	28	60	32	0	8	20	52	44	33.71
CLAUDE OPUS 4.6	20	88	52	20	68	44	0	8	20	68	52	34.48

Table 7: Overall Pass^K results on T1-Bench averaged over single-domain tasks.

consumes nearly 2.78 million tokens on the hardest tasks. Conclusively, the charts prove that successful multi-agent workflows need appropriate context management and careful model selection to avoid inefficient tool calling.

Effect of varying K on per-domain pass rates.

Figure 5 reports Pass@K for $K=1$ and $K=2$ across all domains, averaged over all models. At

$K=1$, the mean pass rate is 29.3%, rising to 35.2% at $K=2$. This 6% gap indicates that many conversations succeed on some but not all trials. The domain order of domains remains the same across K values: Dessert (66.2% at $K=1$, 77.0% at $K=2$) and Bar (67.5%, 73.5%) consistently rank as the easiest, while Food & Dining (2.3%, 3.0%) and F&D + Hotel (0.0%, 0.0%) remain near zero regardless of the success. The 8-domain and 11-domain set-

tings achieve 0.0% at both $K=1$ and $K=2$ that no model succeeds even once across any trial at these complexity levels.

D.3 Detailed Per-Domain Evaluation Results

Domain difficulty varies substantially. Tables 8–18 report detailed results for the 11 single-domain. These tables show that single-domain difficulty varies substantially. Bar and Dessert emerge as the easiest domains, with top models achieving 88% consistency, as measured by Pass@K. GEMMA4-26B-A4B-IT, CLAUDE SONNET 4.5, and CLAUDE OPUS 4.6 reach 88% on Bar, while GEMMA4-31B-IT reaches 88% on Dessert. These domains have relatively constrained workflows and smaller tool spaces, making it easier for models to select the correct tools according to user requests.

In contrast, Food & Dining is the most difficult single-domain setting, where the best Pass@K is only 4%. This indicates that even when models occasionally produce a successful trajectory, they cannot do so reliably across repeated trials. The difficulty reflects the domain’s larger and more diverse tool space: Food & Dining contains 15 tools spanning search, filtering, reservations, pickup orders, delivery orders, cancellations, modifications, and retrieval operations. This creates many possible action paths and requires models to distinguish between similar transactional intents.

Multi-domain settings amplify tool-selection and coordination errors. Tables 19–32 report detailed results for the 14 multi-domain settings. Tables 19–24 report the six double-domain settings. Tables 25–28 report the four triple-domain settings, which further increase the combined tool space and make state tracking more difficult because the model must maintain information across three independent domain intents. Tables 29–30 report the two quadruple-domain settings, where failures become more frequent as models must select from a larger set of tools while avoiding parameter confusion across domains. Tables 31–32 report the 8-domain and 11-domain settings, respectively, which represent the most complex evaluation settings with the largest number of active domains and tools. Overall, these results show that performance decreases as domain composition becomes more complex, suggesting that multi-domain failures are driven by larger tool spaces, longer trajectories, and more complex cross-domain state dependencies.

The degradation is most visible in the high-complexity settings, especially the 8-domain and 11-domain tasks. Although models may perform well on individual domains, their consistency drops sharply when many goals, policies, and tool inventories are active simultaneously. Overall, Tables 19–32 suggest that multi-domain failures are driven not only by isolated tool-call errors, but also by the combined effects of larger tool spaces, longer trajectories, and more complex cross-domain state dependencies.

E Prompts

This section contains the full system prompts used to configure the different agents, classifiers, and evaluators in our experiments. Figure 6 shows the prompt design for the simulated user agent in the bars domain, which outlines its persona, step-by-step goals, and behavioral rules. The subsequent figures present the instructions for the assistant agent (Figure 7), the domain classification model (Figure 8), the LLM-as-a-judge framework (Figure 9), and the system used to check for conversation exit conditions (Figure 10).

F AI Use in Writing the Paper

We use LLMs to assist in paraphrasing and editing the text throughout this paper.

MODEL	TOOL CALL			PARAM. CALL			TOOL OUTPUT EM	PASS RATE		LLM-AS-A-JUDGE	
	ACC.	RECALL	F1	ACC.	RECALL	F1		Pass@K	Pass^K	HELP.	COH.
GEMMA4-E2B-IT	46.67 ± 8.33	87.16 ± 1.02	85.26 ± 1.53	52.69 ± 0.73	65.70 ± 0.77	66.81 ± 1.12	71.20 ± 0.41	40.00	16.00	4.61 ± 0.16	4.69 ± 0.09
GEMMA4-E4B-IT	46.67 ± 10.07	84.40 ± 4.94	84.02 ± 5.00	61.00 ± 4.82	67.08 ± 6.68	67.23 ± 6.38	69.44 ± 6.30	44.00	32.00	4.85 ± 0.08	4.99 ± 0.02
GEMMA4-26B-A4B-IT	49.33 ± 2.31	85.67 ± 2.41	82.13 ± 2.84	59.82 ± 3.60	69.48 ± 3.22	72.59 ± 2.68	74.20 ± 3.80	40.00	24.00	4.76 ± 0.04	5.00
GEMMA4-31B-IT	64.00 ± 4.00	89.16 ± 3.29	88.33 ± 3.53	62.93 ± 2.82	74.91 ± 3.88	75.86 ± 3.85	72.00 ± 2.63	40.00	32.00	4.80 ± 0.14	5.00
GPT-OSS-20B	53.33 ± 8.33	87.42 ± 2.88	85.70 ± 2.26	57.27 ± 4.85	70.51 ± 4.95	71.12 ± 2.70	73.56 ± 3.89	40.00	20.00	4.49 ± 0.13	4.55 ± 0.18
GPT-OSS-120B	50.67 ± 6.11	87.78 ± 2.35	83.80 ± 4.13	60.11 ± 1.83	72.96 ± 1.75	72.22 ± 1.47	70.33 ± 4.01	48.00	24.00	4.99 ± 0.02	4.96 ± 0.07
GPT-5.4-NANO	22.67 ± 6.11	84.47 ± 3.46	76.71 ± 2.33	60.71 ± 5.18	68.65 ± 4.93	64.28 ± 3.21	67.64 ± 5.01	40.00	24.00	4.27 ± 0.18	4.95 ± 0.06
GPT-5.4-MINI	40.00 ± 10.58	84.31 ± 0.80	80.61 ± 2.62	59.76 ± 3.27	73.29 ± 0.88	74.72 ± 0.48	70.53 ± 2.68	36.00	24.00	4.19 ± 0.17	4.93 ± 0.02
GPT-5.4	52.00 ± 4.00	87.91 ± 0.77	85.15 ± 0.64	66.38 ± 0.68	79.09 ± 0.61	80.12 ± 0.56	74.53 ± 1.14	40.00	20.00	4.11 ± 0.19	4.96 ± 0.04
CLAUDE HAIKU 4.5	56.00 ± 4.00	87.67 ± 3.83	86.36 ± 1.83	61.71 ± 4.79	74.37 ± 4.64	76.38 ± 2.95	74.51 ± 5.32	36.00	24.00	4.96 ± 0.04	5.00
CLAUDE SONNET 4.5	49.33 ± 6.11	88.33 ± 2.53	85.39 ± 2.64	60.18 ± 2.45	73.43 ± 2.35	76.14 ± 1.63	74.56 ± 4.33	40.00	24.00	4.97 ± 0.02	5.00
CLAUDE OPUS 4.6	50.67 ± 10.07	84.24 ± 3.89	86.39 ± 4.06	65.24 ± 3.10	77.02 ± 4.11	79.66 ± 3.46	72.51 ± 4.83	40.00	20.00	4.99 ± 0.02	4.99 ± 0.02

Table 8: Results on the Attraction domain.

MODEL	TOOL CALL			PARAM. CALL			TOOL OUTPUT EM	PASS RATE		LLM-AS-A-JUDGE	
	ACC.	RECALL	F1	ACC.	RECALL	F1		Pass@K	Pass^K	HELP.	COH.
GEMMA4-E2B-IT	93.33 ± 2.31	99.00 ± 0.00	98.92 ± 0.55	93.22 ± 1.92	97.79 ± 0.51	97.94 ± 0.61	93.67 ± 2.08	92.00	68.00	4.85 ± 0.14	4.91 ± 0.08
GEMMA4-E4B-IT	96.00 ± 4.00	99.00 ± 1.73	99.22 ± 1.00	96.33 ± 1.73	98.14 ± 1.95	98.41 ± 1.50	96.00 ± 2.31	92.00	84.00	4.93 ± 0.08	4.96 ± 0.07
GEMMA4-26B-A4B-IT	94.67 ± 2.31	99.00 ± 0.00	99.28 ± 0.26	95.89 ± 0.77	98.54 ± 0.21	98.67 ± 0.21	94.89 ± 0.77	88.00	88.00	5.00	5.00
GEMMA4-31B-IT	92.00 ± 4.00	99.00 ± 0.00	98.98 ± 0.44	94.56 ± 0.77	98.17 ± 0.21	98.31 ± 0.21	94.44 ± 0.77	88.00	76.00	5.00	5.00
GPT-OSS-20B	44.00 ± 6.93	79.22 ± 5.18	85.08 ± 4.86	70.44 ± 9.44	81.64 ± 6.05	84.86 ± 5.78	67.22 ± 9.45	60.00	20.00	4.01 ± 0.30	3.87 ± 0.15
GPT-OSS-120B	93.33 ± 2.31	98.33 ± 0.58	99.05 ± 0.33	95.67 ± 0.58	98.28 ± 0.33	98.59 ± 0.18	94.67 ± 0.58	88.00	80.00	4.99 ± 0.02	5.00
GPT-5.4-NANO	26.67 ± 6.11	71.44 ± 2.78	80.07 ± 2.62	59.11 ± 2.99	73.08 ± 3.47	78.99 ± 3.24	53.33 ± 4.16	36.00	4.00	4.39 ± 0.23	4.68 ± 0.18
GPT-5.4-MINI	50.67 ± 16.17	83.00 ± 8.74	88.48 ± 5.82	76.56 ± 9.51	83.80 ± 8.53	87.69 ± 6.04	72.89 ± 8.92	64.00	24.00	4.49 ± 0.30	4.67 ± 0.26
GPT-5.4	94.67 ± 2.31	99.00 ± 0.00	99.16 ± 0.46	92.44 ± 1.64	97.58 ± 0.45	97.67 ± 0.50	91.11 ± 2.04	88.00	76.00	5.00	5.00
CLAUDE HAIKU 4.5	97.33 ± 2.31	99.33 ± 0.58	99.62 ± 0.33	96.00 ± 1.15	98.51 ± 0.66	98.74 ± 0.46	96.33 ± 1.00	92.00	84.00	5.00	4.99 ± 0.02
CLAUDE SONNET 4.5	98.67 ± 2.31	99.67 ± 0.58	99.81 ± 0.33	97.00 ± 0.58	99.07 ± 0.36	99.11 ± 0.28	96.67 ± 1.15	92.00	88.00	5.00	5.00
CLAUDE OPUS 4.6	96.00	99.00 ± 0.00	99.43	96.33	98.66	98.79	95.33	88.00	88.00	5.00	5.00

Table 9: Results on the Bar domain.

MODEL	TOOL CALL			PARAM. CALL			TOOL OUTPUT EM	PASS RATE		LLM-AS-A-JUDGE	
	ACC.	RECALL	F1	ACC.	RECALL	F1		Pass@K	Pass^K	HELP.	COH.
GEMMA4-E2B-IT	37.33 ± 4.62	98.67 ± 1.15	82.62 ± 1.44	89.33 ± 1.15	94.29 ± 0.49	94.91 ± 0.39	93.33	100.00	56.00	4.68 ± 0.17	4.83 ± 0.16
GEMMA4-E4B-IT	29.33 ± 2.31	97.56 ± 0.77	80.25 ± 1.70	79.33 ± 2.40	91.40 ± 1.56	92.31 ± 1.20	97.56 ± 0.77	64.00	44.00	4.91 ± 0.05	4.99 ± 0.02
GEMMA4-26B-A4B-IT	40.00 ± 0.00	99.11 ± 1.54	84.55 ± 1.35	78.89 ± 2.52	92.76 ± 2.08	92.91 ± 1.82	98.00 ± 3.46	60.00	48.00	4.92 ± 0.11	5.00
GEMMA4-31B-IT	54.67 ± 2.31	100.00	90.22 ± 0.77	86.00 ± 2.00	95.64 ± 0.57	95.64 ± 0.57	100.00	84.00	48.00	4.85 ± 0.08	4.99 ± 0.02
GPT-OSS-20B	45.33 ± 9.24	87.56 ± 3.67	79.96 ± 4.25	77.56 ± 6.41	83.95 ± 4.53	85.62 ± 4.78	83.11 ± 6.01	92.00	32.00	3.95 ± 0.10	3.95 ± 0.15
GPT-OSS-120B	56.00 ± 4.00	100.00	90.67 ± 1.33	85.56 ± 2.14	95.05 ± 0.44	95.05 ± 0.44	94.22 ± 1.02	92.00	44.00	4.96 ± 0.04	4.97 ± 0.05
GPT-5.4-NANO	46.67 ± 6.11	96.22 ± 1.68	85.73 ± 1.24	72.89 ± 0.77	80.57 ± 2.43	81.87 ± 1.87	75.78 ± 2.69	40.00	40.00	4.72	4.91 ± 0.06
GPT-5.4-MINI	42.67 ± 4.62	99.33 ± 1.15	84.93 ± 1.27	73.33 ± 2.31	84.48 ± 0.81	84.70 ± 1.13	76.67 ± 0.67	52.00	40.00	4.88 ± 0.12	4.93 ± 0.06
GPT-5.4	52.00 ± 4.00	100.00	88.45 ± 1.51	72.44 ± 0.77	86.00 ± 0.84	86.00 ± 0.84	80.67 ± 2.40	40.00	40.00	4.91 ± 0.08	5.00
CLAUDE HAIKU 4.5	41.33 ± 4.62	100.00	85.78 ± 1.54	77.33 ± 2.00	92.17 ± 1.19	92.17 ± 1.19	95.33 ± 4.16	56.00	40.00	4.96 ± 0.04	4.96 ± 0.07
CLAUDE SONNET 4.5	44.00 ± 4.00	100.00	86.67 ± 1.33	80.67 ± 1.33	92.86 ± 0.50	92.86 ± 0.50	96.00	68.00	48.00	4.93 ± 0.05	4.96 ± 0.04
CLAUDE OPUS 4.6	60.00	100.00	92.00	84.89 ± 2.52	95.28 ± 0.68	95.28 ± 0.68	98.67 ± 1.15	84.00	52.00	5.00	5.00

Table 10: Results on the Café domain.

MODEL	TOOL CALL			PARAM. CALL			TOOL OUTPUT EM	PASS RATE		LLM-AS-A-JUDGE	
	ACC.	RECALL	F1	ACC.	RECALL	F1		Pass@K	Pass^K	HELP.	COH.
GEMMA4-E2B-IT	48.00 ± 16.00	98.67 ± 1.15	84.49 ± 4.53	55.78 ± 4.54	79.20 ± 4.83	85.22 ± 3.78	63.78 ± 1.39	36.00	12.00	4.79 ± 0.06	4.87 ± 0.02
GEMMA4-E4B-IT	30.67 ± 4.62	100.00	81.10 ± 1.98	54.89 ± 1.54	78.80 ± 1.12	84.38 ± 0.99	63.78 ± 2.69	20.00	20.00	4.91 ± 0.13	4.95 ± 0.05
GEMMA4-26B-A4B-IT	22.67 ± 2.31	94.89 ± 2.14	72.72 ± 4.08	51.78 ± 7.19	75.73 ± 3.43	81.87 ± 2.68	60.22 ± 9.20	28.00	20.00	4.64 ± 0.11	4.92 ± 0.14
GEMMA4-31B-IT	26.67 ± 2.31	99.33 ± 1.15	81.04 ± 3.25	62.00 ± 1.33	79.98 ± 0.28	85.97 ± 0.23	69.11 ± 1.39	40.00	20.00	4.73 ± 0.08	4.91 ± 0.13
GPT-OSS-20B	36.00 ± 4.00	94.22 ± 2.34	79.69 ± 0.83	60.00 ± 4.81	78.91 ± 1.92	82.55 ± 1.78	64.00 ± 6.36	64.00	8.00	4.16 ± 0.28	4.29 ± 0.24
GPT-OSS-120B	30.67 ± 4.62	98.00 ± 2.00	75.82 ± 3.10	53.33 ± 7.51	83.04 ± 2.79	86.15 ± 3.27	65.78 ± 9.71	40.00	12.00	4.75 ± 0.08	4.81 ± 0.16
GPT-5.4-NANO	33.33 ± 6.11	85.33 ± 1.15	59.74 ± 1.82	48.89 ± 3.29	71.69 ± 2.63	66.78 ± 0.29	29.33 ± 0.00	20.00	0.00	4.25 ± 0.36	4.68 ± 0.16
GPT-5.4-MINI	18.67 ± 4.62	92.89 ± 4.29	70.19 ± 1.32	37.56 ± 2.14	64.69 ± 4.61	71.12 ± 4.56	42.00 ± 1.33	24.00	12.00	4.23 ± 0.33	4.84 ± 0.07
GPT-5.4	25.33 ± 6.11	100.00	76.20 ± 1.72	57.78 ± 2.34	86.33 ± 0.87	89.20 ± 0.88	63.56 ± 1.02	40.00	16.00	4.84 ± 0.08	5.00
CLAUDE HAIKU 4.5	56.00 ± 4.00	99.33 ± 1.15	87.10 ± 1.26	60.00 ± 4.16	78.62 ± 2.09	84.47 ± 1.43	64.45 ± 2.52	40.00	24.00	4.76 ± 0.07	4.95 ± 0.06
CLAUDE SONNET 4.5	50.67 ± 12.22	99.33 ± 1.15	86.80 ± 2.54	62.67 ± 2.91	79.98 ± 1.69	85.55 ± 1.20	65.33 ± 2.00	48.00	28.00	4.88 ± 0.14	5.00
CLAUDE OPUS 4.6	37.33 ± 8.33	100.00	84.67 ± 1.81	62.89 ± 5.18	79.65 ± 2.24	84.83 ± 1.82	62.22 ± 5.75	36.00	20.00	4.95 ± 0.06	4.97 ± 0.05

Table 11: Results on the Cruise domain.

MODEL	TOOL CALL			PARAM. CALL			TOOL OUTPUT EM	PASS RATE		LLM-AS-A-JUDGE	
	ACC.	RECALL	F1	ACC.	RECALL	F1		Pass@K	Pass^K	HELP.	COH.
GEMMA4-E2B-IT	48.00 ± 4.00	99.33 ± 1.15	84.93 ± 1.24	93.11 ± 4.44	95.65 ± 3.19	95.87 ± 3.04	93.11 ± 4.44	100.00	72.00	4.41 ± 0.26	4.71 ± 0.12
GEMMA4-E4B-IT	46.67 ± 4.62	98.00	83.67 ± 0.99	93.78 ± 3.29	94.98 ± 2.07	95.65 ± 2.07	93.78 ± 3.29	100.00	72.00	4.77 ± 0.06	4.93 ± 0.08
GEMMA4-26B-A4B-IT	45.33 ± 10.07	100.00	87.15 ± 3.11	92.44 ± 2.69	96.32 ± 1.44	96.32 ± 1.44	93.11 ± 2.78	96.00	72.00	4.97 ± 0.05	4.95 ± 0.09
GEMMA4-31B-IT	48.00 ± 4.00	100.00	87.12 ± 1.50	97.33 ± 1.15	98.22 ± 0.77	98.22 ± 0.77	97.33 ± 1.15	100.00	88.00	5.00	5.00
GPT-OSS-20B	38.67 ± 12.22	70.44 ± 11.86	69.64 ± 11.07	67.33 ± 10.35	63.87 ± 11.46	68.13 ± 10.87	64.67 ± 10.73	84.00	20.00	3.12 ± 0.59	2.99 ± 0.58
GPT-OSS-120B	58.67 ± 2.31	100.00	90.84 ± 1.01	90.89 ± 1.68	95.84 ± 0.62	95.84 ± 0.62	91.56 ± 1.92	88.00	64.00	4.83 ± 0.10	4.96 ± 0.04
GPT-5.4-NANO	44.00 ± 4.00	91.33 ± 2.67	81.80 ± 0.24	74.00 ± 4.67	76.35 ± 4.69	79.18 ± 3.79	76.67 ± 3.71	64.00	40.00	4.73 ± 0.18	4.80 ± 0.21
GPT-5.4-MINI	56.00	97.33 ± 2.31	87.93 ± 0.28	74.89 ± 0.77	82.57 ± 2.56	83.46 ± 2.26	74.89 ± 0.77	52.00	40.00	4.86 ± 0.13	4.99 ± 0.02
GPT-5.4	53.33 ± 2.31	99.33 ± 1.15	88.70 ± 3.24	79.78 ± 4.91	87.59 ± 4.00	87.81 ± 3.68	79.78 ± 4.91	80.00	44.00	4.95 ± 0.06	4.99 ± 0.02
CLAUDE HAIKU 4.5	58.67 ± 2.31	100.00	91.56 ± 0.77	92.00 ± 2.00	97.11 ± 0.39	97.11 ± 0.39	92.67 ± 1.15	100.00	68.00	4.89 ± 0.06	4.89 ± 0.10
CLAUDE SONNET 4.5	60.00	100.00	92.00	90.00 ± 5.29	96.44 ± 2.14	96.44 ± 2.14	90.00 ± 5.29	96.00	60.00	4.93 ± 0.08	5.00
CLAUDE OPUS 4.6	58.67 ± 2.31	100.00	91.16 ± 1.46	91.78 ± 2.34	96.09 ± 1.60	96.09 ± 1.60	93.11 ± 1.54	100.00	68.00	4.96 ± 0.04	4.96 ± 0.07

Table 12: Results on the Dessert domain.

MODEL	TOOL CALL			PARAM. CALL			TOOL OUTPUT EM	PASS RATE		LLM-AS-A-JUDGE	
	ACC.	RECALL	F1	ACC.	RECALL	F1		Pass@K	Pass^K	HELP.	COH.
GEMMA4-E2B-IT	86.67 ± 2.31	100.00	96.77 ± 0.29	72.44 ± 3.08	91.95 ± 0.94	94.79 ± 0.56	84.00 ± 1.15	72.00	24.00	4.60 ± 0.11	4.76 ± 0.04
GEMMA4-E4B-IT	78.67 ± 2.31	100.00	94.65 ± 1.43	72.00 ± 5.03	91.55 ± 1.15	94.19 ± 0.79	81.11 ± 4.02	60.00	28.00	4.52 ± 0.07	4.67 ± 0.13
GEMMA4-26B-A4B-IT	94.67 ± 2.31	100.00	98.63 ± 0.50	70.67 ± 1.33	90.91 ± 0.50	94.42 ± 0.45	80.67 ± 3.53	56.00	32.00	5.00	4.99 ± 0.02
GEMMA4-31B-IT	94.67 ± 2.31	100.00	98.15 ± 0.60	73.56 ± 5.55	92.01 ± 1.31	94.12 ± 0.68	84.22 ± 3.85	72.00	24.00	4.99 ± 0.02	5.00
GPT-OSS-20B	85.33 ± 9.24	95.56 ± 1.68	91.18 ± 4.76	70.00 ± 5.81	85.04 ± 4.33	88.26 ± 3.84	82.22 ± 6.68	64.00	16.00	4.81 ± 0.08	4.81 ± 0.02
GPT-OSS-120B	81.33 ± 2.31	93.78 ± 1.02	88.02 ± 1.19	76.89 ± 3.36	87.18 ± 1.54	88.25 ± 1.44	81.11 ± 3.79	80.00	24.00	4.99 ± 0.02	4.96 ± 0.07
GPT-5.4-NANO	48.00 ± 6.93	85.56 ± 3.42	78.25 ± 3.48	54.00 ± 5.81	73.17 ± 6.25	76.20 ± 4.25	48.00 ± 1.76	32.00	4.00	4.52 ± 0.04	4.88 ± 0.11
GPT-5.4-MINI	44.00 ± 10.58	98.44 ± 0.38	87.40 ± 2.12	55.33 ± 3.06	83.90 ± 0.59	88.72 ± 0.32	80.22 ± 3.67	36.00	16.00	4.87 ± 0.10	4.93 ± 0.05
GPT-5.4	26.67 ± 4.62	100.00	83.16 ± 1.40	56.00 ± 4.62	85.50 ± 1.29	89.13 ± 1.22	88.00 ± 4.06	32.00	24.00	5.00	5.00
CLAUDE HAIKU 4.5	90.67 ± 9.24	99.56 ± 0.77	97.17 ± 3.51	74.67 ± 2.91	92.48 ± 0.49	95.46 ± 0.38	81.33 ± 6.43	60.00	36.00	5.00	4.99 ± 0.02
CLAUDE SONNET 4.5	90.67 ± 2.31	100.00	97.98 ± 0.59	70.67 ± 3.06	90.85 ± 1.06	94.38 ± 0.72	82.89 ± 2.52	44.00	32.00	4.99 ± 0.02	5.00
CLAUDE OPUS 4.6	76.00 ± 0.00	100.00	96.04 ± 0.53	73.78 ± 1.68	92.14 ± 0.69	94.51 ± 0.38	84.89 ± 3.79	48.00	44.00	4.99 ± 0.02	4.88 ± 0.04

Table 13: Results on the Flight domain.

MODEL	TOOL CALL			PARAM. CALL			TOOL OUTPUT EM	PASS RATE		LLM-AS-A-JUDGE	
	ACC.	RECALL	F1	ACC.	RECALL	F1		Pass@K	Pass^K	HELP.	COH.
GEMMA4-E2B-IT	14.67 ± 6.11	87.57 ± 1.51	81.21 ± 1.53	24.36 ± 2.72	65.21 ± 2.00	70.97 ± 1.67	32.42 ± 3.03	4.00	0.00	4.72 ± 0.08	4.71 ± 0.13
GEMMA4-E4B-IT	8.00 ± 4.00	83.49 ± 2.14	76.62 ± 0.40	30.11 ± 3.23	65.13 ± 1.59	70.92 ± 1.65	41.10 ± 4.93	4.00	4.00	4.88 ± 0.04	4.97 ± 0.05
GEMMA4-26B-A4B-IT	36.00 ± 10.58	87.72 ± 1.84	85.72 ± 1.65	28.35 ± 2.11	68.52 ± 1.95	72.69 ± 1.38	42.06 ± 2.90	4.00	0.00	4.75 ± 0.02	4.97 ± 0.05
GEMMA4-31B-IT	52.00 ± 4.00	86.49 ± 1.46	89.32 ± 0.92	40.00 ± 3.73	72.20 ± 1.88	76.27 ± 1.28	54.19 ± 3.73	4.00	0.00	5.00	5.00
GPT-OSS-20B	14.67 ± 2.31	57.42 ± 5.66	65.41 ± 4.00	17.44 ± 5.80	45.89 ± 5.69	54.67 ± 5.39	29.43 ± 4.79	4.00	0.00	2.83 ± 0.26	2.76 ± 0.16
GPT-OSS-120B	40.00 ± 0.00	84.90 ± 0.87	87.85 ± 2.45	42.18 ± 2.22	73.21 ± 0.73	78.74 ± 1.30	55.46 ± 1.99	4.00	4.00	4.99 ± 0.02	4.97 ± 0.02
GPT-5.4-NANO	10.67 ± 2.31	75.33 ± 1.98	73.68 ± 1.10	10.76 ± 4.34	51.50 ± 1.86	56.82 ± 1.54	21.65 ± 4.84	0.00	0.00	4.39 ± 0.16	4.60 ± 0.08
GPT-5.4-MINI	12.00 ± 8.00	84.62 ± 1.29	82.01 ± 2.45	20.86 ± 3.67	61.06 ± 3.65	67.10 ± 3.75	31.80 ± 2.39	4.00	0.00	4.55 ± 0.12	4.91 ± 0.05
GPT-5.4	40.00 ± 4.00	83.60 ± 1.27	88.82 ± 0.36	42.72 ± 2.56	72.06 ± 0.86	77.10 ± 0.96	55.76 ± 3.10	4.00	4.00	4.96 ± 0.07	5.00
CLAUDE HAIKU 4.5	50.67 ± 2.31	85.24 ± 1.00	89.16 ± 1.12	43.68 ± 1.57	73.19 ± 1.63	78.43 ± 1.58	57.10 ± 2.44	4.00	4.00	5.00	5.00
CLAUDE SONNET 4.5	54.67 ± 6.11	85.34 ± 1.87	89.52 ± 1.61	43.32 ± 3.23	72.36 ± 2.49	77.40 ± 2.21	56.55 ± 2.91	4.00	0.00	5.00	5.00
CLAUDE OPUS 4.6	56.00 ± 4.00	85.79 ± 2.21	89.84 ± 1.94	33.57 ± 3.71	70.38 ± 1.67	75.87 ± 1.15	46.57 ± 3.72	4.00	0.00	4.92 ± 0.07	4.92 ± 0.07

Table 14: Results on the Food & Dining domain.

MODEL	TOOL CALL			PARAM. CALL			TOOL OUTPUT EM	PASS RATE		LLM-AS-A-JUDGE	
	ACC.	RECALL	F1	ACC.	RECALL	F1		Pass@K	Pass^K	HELP.	COH.
GEMMA4-E2B-IT	61.33 ± 4.62	98.62 ± 1.74	92.29 ± 1.61	78.18 ± 4.31	90.72 ± 3.08	91.28 ± 2.42	79.73 ± 3.23	80.00	12.00	4.33 ± 0.28	4.59 ± 0.15
GEMMA4-E4B-IT	49.33 ± 9.24	100.00	94.48 ± 0.91	89.00 ± 4.11	96.40 ± 1.20	96.27 ± 1.25	89.00 ± 4.11	84.00	60.00	4.85 ± 0.10	5.00
GEMMA4-26B-A4B-IT	40.00 ± 0.00	95.64 ± 1.04	87.34 ± 0.77	83.56 ± 1.97	92.23 ± 0.52	93.61 ± 0.84	84.00 ± 2.31	88.00	28.00	4.71 ± 0.12	4.93 ± 0.06
GEMMA4-31B-IT	42.67 ± 4.62	96.71 ± 0.73	90.05 ± 0.29	87.76 ± 0.34	94.09 ± 0.19	95.21 ± 0.09	87.76 ± 0.34	92.00	40.00	4.88 ± 0.11	5.00
GPT-OSS-20B	38.67 ± 10.07	88.96 ± 2.56	87.78 ± 1.68	63.58 ± 6.59	76.29 ± 5.51	80.01 ± 4.93	66.13 ± 4.48	36.00	4.00	3.31 ± 0.20	3.29 ± 0.25
GPT-OSS-120B	46.67 ± 2.31	97.51 ± 0.31	84.20 ± 2.60	66.96 ± 0.15	85.76 ± 0.60	86.48 ± 0.49	68.73 ± 0.92	20.00	12.00	4.08 ± 0.24	4.35 ± 0.22
GPT-5.4-NANO	32.00 ± 10.58	82.51 ± 4.67	81.26 ± 5.20	62.29 ± 3.51	67.13 ± 3.82	74.35 ± 2.45	64.73 ± 2.49	24.00	0.00	4.12 ± 0.25	4.71 ± 0.14
GPT-5.4-MINI	53.33 ± 8.33	95.38 ± 2.07	92.20 ± 2.22	62.93 ± 1.44	79.76 ± 1.36	81.50 ± 0.88	66.49 ± 0.73	12.00	4.00	4.52 ± 0.22	4.88 ± 0.04
GPT-5.4	41.33 ± 2.31	90.89 ± 0.08	85.02 ± 1.09	65.60 ± 0.80	81.00 ± 1.27	83.60 ± 1.13	65.60 ± 1.39	24.00	20.00	4.19 ± 0.18	4.83 ± 0.10
CLAUDE HAIKU 4.5	84.00 ± 6.93	99.51 ± 0.85	98.23 ± 1.01	71.02 ± 1.99	87.57 ± 0.49	87.73 ± 0.83	71.47 ± 1.30	40.00	16.00	4.72 ± 0.11	4.95 ± 0.05
CLAUDE SONNET 4.5	80.00 ± 8.00	97.24 ± 1.19	96.75 ± 1.83	68.82 ± 0.92	85.48 ± 1.21	86.56 ± 0.77	70.60 ± 0.72	40.00	8.00	4.49 ± 0.15	4.91 ± 0.13
CLAUDE OPUS 4.6	73.33 ± 4.62	98.84 ± 0.73	96.70 ± 0.47	66.42 ± 0.77	84.80 ± 1.28	85.09 ± 1.05	68.20	20.00	8.00	4.91 ± 0.02	4.99 ± 0.02

Table 15: Results on the Hotel domain.

MODEL	TOOL CALL			PARAM. CALL			TOOL OUTPUT EM	PASS RATE		LLM-AS-A-JUDGE	
	ACC.	RECALL	F1	ACC.	RECALL	F1		Pass@K	Pass^K	HELP.	COH.
GEMMA4-E2B-IT	60.00 ± 6.93	97.22 ± 0.51	88.80 ± 1.95	55.00 ± 5.21	74.16 ± 3.44	80.64 ± 2.78	63.78 ± 3.79	44.00	16.00	4.97 ± 0.02	4.99 ± 0.02
GEMMA4-E4B-IT	49.33 ± 2.31	94.89 ± 3.02	87.34 ± 1.00	49.89 ± 1.39	67.41 ± 1.27	75.82 ± 0.89	59.11 ± 2.14	28.00	16.00	5.00	4.99 ± 0.02
GEMMA4-26B-A4B-IT	53.33 ± 10.07	94.11 ± 4.22	87.58 ± 2.41	45.78 ± 2.41	67.43 ± 2.87	75.83 ± 2.10	57.00 ± 4.04	32.00	20.00	4.95 ± 0.05	5.00
GEMMA4-31B-IT	66.67 ± 6.11	97.33 ± 1.86	91.13 ± 1.91	49.89 ± 5.18	69.85 ± 3.00	78.02 ± 2.25	61.78 ± 7.95	36.00	20.00	4.99 ± 0.02	5.00
GPT-OSS-20B	32.00 ± 4.00	73.78 ± 3.72	79.08 ± 1.81	42.22 ± 2.99	52.86 ± 1.30	61.12 ± 2.19	46.56 ± 3.95	28.00	4.00	4.27 ± 0.25	4.16 ± 0.20
GPT-OSS-120B	65.33 ± 4.62	91.78 ± 3.08	89.35 ± 1.20	42.78 ± 2.36	67.06 ± 0.83	73.66 ± 1.60	57.67 ± 4.37	36.00	20.00	4.97 ± 0.02	5.00
GPT-5.4-NANO	29.33 ± 2.31	69.67 ± 2.96	75.28 ± 2.91	27.00 ± 3.79	42.50 ± 2.18	50.63 ± 3.85	35.22 ± 5.52	12.00	4.00	4.93 ± 0.06	4.96 ± 0.07
GPT-5.4-MINI	42.67 ± 2.31	94.33 ± 1.33	85.24 ± 1.15	34.22 ± 1.35	61.59 ± 1.04	69.54 ± 1.34	59.33 ± 4.84	20.00	12.00	4.99 ± 0.02	5.00
GPT-5.4	30.67 ± 4.62	100.00	82.59 ± 0.80	39.00 ± 1.15	66.90 ± 0.58	73.90 ± 0.44	61.00 ± 1.15	28.00	24.00	5.00	5.00
CLAUDE HAIKU 4.5	72.00 ± 6.93	98.11 ± 2.46	92.11 ± 1.75	37.67 ± 1.15	68.48 ± 2.45	74.81 ± 1.76	60.33 ± 3.00	24.00	20.00	5.00	5.00
CLAUDE SONNET 4.5	65.33 ± 2.31	97.44 ± 1.90	90.64 ± 0.79	37.00 ± 1.15	65.98 ± 1.83	72.79 ± 0.94	60.11 ± 4.14	24.00	20.00	5.00	5.00
CLAUDE OPUS 4.6	73.33 ± 2.31	96.44 ± 2.12	92.33 ± 0.88	45.89 ± 2.69	71.62 ± 1.99	77.29 ± 1.55	68.44 ± 0.84	36.00	20.00	5.00	5.00

Table 16: Results on the Kayak Rental domain.

MODEL	TOOL CALL			PARAM. CALL			TOOL OUTPUT EM	PASS RATE		LLM-AS-A-JUDGE	
	ACC.	RECALL	F1	ACC.	RECALL	F1		Pass@K	Pass^K	HELP.	COH.
GEMMA4-E2B-IT	58.67 ± 9.24	95.78 ± 1.58	95.31 ± 1.34	92.23 ± 1.41	95.50 ± 1.44	96.79 ± 0.63	93.46 ± 1.29	80.00	52.00	4.88 ± 0.04	4.95 ± 0.05
GEMMA4-E4B-IT	41.33 ± 6.11	97.11 ± 1.54	92.78 ± 1.39	93.33 ± 2.00	95.48 ± 1.88	95.76 ± 1.41	94.67 ± 2.40	88.00	72.00	4.85 ± 0.02	4.85 ± 0.02
GEMMA4-26B-A4B-IT	30.67 ± 2.31	98.44 ± 0.84	92.76 ± 0.64	94.89 ± 1.17	97.94 ± 0.60	98.54 ± 0.36	95.78 ± 1.54	88.00	80.00	4.95 ± 0.09	4.96 ± 0.07
GEMMA4-31B-IT	28.00	98.00	92.55 ± 0.18	94.40 ± 1.09	97.39 ± 0.52	98.04 ± 0.32	95.51 ± 1.46	88.00	72.00	4.99 ± 0.02	5.00
GPT-OSS-20B	22.67 ± 8.33	76.91 ± 3.45	81.85 ± 3.56	72.42 ± 3.91	74.31 ± 3.77	80.41 ± 3.01	78.81 ± 3.25	60.00	12.00	3.61 ± 0.32	3.69 ± 0.36
GPT-OSS-120B	28.00 ± 4.00	95.67 ± 2.40	91.39 ± 1.39	93.11 ± 1.50	95.49 ± 2.06	96.81 ± 1.24	97.11 ± 1.02	92.00	68.00	4.97 ± 0.05	4.97 ± 0.02
GPT-5.4-NANO	8.00 ± 4.00	63.14 ± 4.53	71.99 ± 4.18	52.23 ± 5.93	56.87 ± 4.14	67.55 ± 3.26	64.74 ± 3.26	16.00	4.00	4.44 ± 0.37	4.77 ± 0.17
GPT-5.4-MINI	48.00 ± 4.00	85.78 ± 3.10	90.64 ± 2.76	78.37 ± 1.12	82.05 ± 2.20	87.20 ± 1.39	82.42 ± 0.71	52.00	20.00	4.63 ± 0.22	4.81 ± 0.18
GPT-5.4	74.67 ± 9.24	95.29 ± 1.92	96.96 ± 1.11	89.73 ± 2.14	93.70 ± 1.86	95.08 ± 1.33	91.62 ± 0.97	84.00	48.00	4.97 ± 0.02	5.00
CLAUDE HAIKU 4.5	53.33 ± 4.62	91.75 ± 0.80	93.31 ± 1.14	88.40 ± 0.89	91.12 ± 0.76	94.45 ± 0.47	93.82 ± 1.89	72.00	48.00	4.99 ± 0.02	4.97 ± 0.05
CLAUDE SONNET 4.5	49.33 ± 12.86	90.92 ± 1.32	92.29 ± 1.77	86.99 ± 3.46	90.22 ± 1.61	93.72 ± 1.17	92.95 ± 1.82	68.00	52.00	4.95 ± 0.02	5.00
CLAUDE OPUS 4.6	65.33 ± 2.31	94.11 ± 0.77	94.52 ± 0.30	91.07 ± 1.90	93.86 ± 0.80	95.91 ± 0.71	96.18 ± 1.58	84.00	68.00	4.99 ± 0.02	5.00

Table 17: Results on the Live Show domain.

MODEL	TOOL CALL			PARAM. CALL			TOOL OUTPUT EM	PASS RATE		LLM-AS-A-JUDGE	
	ACC.	RECALL	F1	ACC.	RECALL	F1		Pass@K	Pass^K	HELP.	COH.
GEMMA4-E2B-IT	84.00	97.67 ± 1.10	97.76 ± 0.91	87.07 ± 1.56	94.00 ± 1.29	94.45 ± 0.85	84.80 ± 0.90	56.00	52.00	4.88 ± 0.12	4.89 ± 0.06
GEMMA4-E4B-IT	80.00 ± 4.00	96.53 ± 1.15	96.65 ± 0.43	84.87 ± 2.08	92.25 ± 1.00	92.89 ± 0.72	76.20 ± 2.42	56.00	48.00	5.00	5.00
GEMMA4-26B-A4B-IT	88.00	97.20	97.51 ± 0.42	86.60 ± 0.46	93.16 ± 0.29	93.71 ± 0.35	79.53 ± 2.19	56.00	56.00	5.00	4.99 ± 0.02
GEMMA4-31B-IT	86.67 ± 2.31	96.87 ± 0.58	97.12 ± 0.29	85.73 ± 0.58	92.63 ± 0.36	93.20 ± 0.19	76.73 ± 0.58	56.00	52.00	5.00	4.97 ± 0.05
GPT-OSS-20B	70.67 ± 8.33	92.07 ± 3.93	94.34 ± 2.84	76.98 ± 5.38	87.32 ± 4.83	88.19 ± 4.17	64.58 ± 10.31	56.00	28.00	4.89 ± 0.09	4.84 ± 0.14
GPT-OSS-120B	88.00	96.87 ± 0.58	97.82 ± 0.53	85.20 ± 0.81	92.46 ± 0.33	92.92 ± 0.25	75.93 ± 1.21	56.00	48.00	4.92 ± 0.07	4.93 ± 0.06
GPT-5.4-NANO	17.33 ± 12.22	70.38 ± 3.45	76.51 ± 3.32	51.18 ± 4.20	62.05 ± 4.29	65.77 ± 3.74	37.47 ± 8.70	24.00	0.00	4.51 ± 0.10	4.76 ± 0.18
GPT-5.4-MINI	72.00 ± 0.00	89.67 ± 2.52	89.88 ± 1.85	69.27 ± 1.62	81.25 ± 1.60	82.57 ± 1.59	66.47 ± 1.53	40.00	28.00	4.45 ± 0.19	4.81 ± 0.08
GPT-5.4	68.00 ± 16.00	86.44 ± 7.64	88.91 ± 7.00	71.69 ± 7.67	78.89 ± 7.82	81.16 ± 7.05	64.89 ± 8.50	60.00	20.00	4.49 ± 0.27	4.93 ± 0.08
CLAUDE HAIKU 4.5	78.67 ± 2.31	94.80 ± 0.46	96.18 ± 0.61	83.13 ± 0.46	90.90 ± 0.31	92.37 ± 0.22	83.07 ± 0.46	52.00	52.00	5.00	5.00
CLAUDE SONNET 4.5	76.00 ± 0.00	93.87 ± 0.53	95.83 ± 0.71	82.20 ± 0.53	90.29 ± 0.34	92.04 ± 0.23	82.13 ± 0.53	52.00	44.00	4.99 ± 0.02	5.00
CLAUDE OPUS 4.6	86.67 ± 2.31	96.87 ± 0.58	97.54 ± 0.81	85.73 ± 0.58	92.63 ± 0.36	93.20 ± 0.19	76.73 ± 0.58	56.00	52.00	5.00	4.99 ± 0.02

Table 18: Results on the Vehicle Rental domain.

MODEL	TOOL CALL			PARAM. CALL			TOOL OUTPUT EM	PASS RATE		LLM-AS-A-JUDGE	
	ACC.	RECALL	F1	ACC.	RECALL	F1		Pass@K	Pass^K	HELP.	COH.
GEMMA4-E2B-IT	55.00 ± 5.00	93.00 ± 2.88	91.99 ± 1.62	83.75 ± 4.02	88.70 ± 1.26	90.10 ± 1.73	85.92 ± 2.74	80.00	30.00	4.63 ± 0.16	4.90 ± 0.09
GEMMA4-E4B-IT	61.67 ± 2.89	95.58 ± 1.28	92.37 ± 1.12	83.25 ± 3.07	89.23 ± 1.95	89.94 ± 1.51	87.75 ± 3.12	75.00	30.00	4.93 ± 0.06	4.97 ± 0.06
GEMMA4-26B-A4B-IT	60.00	95.75 ± 2.46	92.82 ± 1.43	87.92 ± 3.19	92.67 ± 1.84	94.01 ± 1.10	92.33 ± 2.40	80.00	35.00	4.97 ± 0.03	4.98 ± 0.03
GEMMA4-31B-IT	68.33 ± 5.77	95.25 ± 1.15	93.51 ± 1.81	91.00 ± 1.89	94.28 ± 0.50	95.64 ± 0.26	93.08 ± 1.84	85.00	60.00	5.00	5.00
GPT-OSS-20B	25.00 ± 13.23	64.08 ± 3.89	71.44 ± 3.91	60.75 ± 3.25	62.38 ± 3.44	69.01 ± 3.83	61.50 ± 2.60	45.00	5.00	3.38 ± 0.45	3.43 ± 0.30
GPT-OSS-120B	53.33 ± 2.89	91.25 ± 1.80	90.98 ± 1.97	85.67 ± 3.64	89.71 ± 2.68	91.27 ± 2.06	86.75 ± 2.54	75.00	30.00	4.92 ± 0.10	4.92 ± 0.14
GPT-5.4-NANO	35.00 ± 5.00	78.08 ± 3.33	76.00 ± 3.21	63.17 ± 1.38	67.83 ± 2.60	69.73 ± 2.21	59.33 ± 2.70	25.00	5.00	4.43 ± 0.15	4.73 ± 0.20
GPT-5.4-MINI	45.00 ± 5.00	88.83 ± 4.02	89.77 ± 3.13	73.58 ± 1.23	78.69 ± 1.09	82.42 ± 0.42	74.92 ± 2.13	35.00	25.00	4.77 ± 0.18	4.98 ± 0.03
GPT-5.4	50.00	91.08 ± 1.66	91.22 ± 0.66	75.67 ± 1.77	82.11 ± 1.50	84.23 ± 0.82	79.42 ± 2.02	25.00	25.00	4.97 ± 0.06	5.00
CLAUDE HAIKU 4.5	58.33 ± 2.89	95.42 ± 1.44	95.03 ± 0.96	88.92 ± 1.01	92.41 ± 0.80	94.18 ± 0.36	93.00 ± 1.75	70.00	45.00	4.88 ± 0.06	5.00
CLAUDE SONNET 4.5	65.00 ± 5.00	97.08 ± 1.91	95.73 ± 1.39	92.67 ± 2.75	95.03 ± 2.09	96.21 ± 1.50	96.25 ± 1.25	90.00	45.00	5.00	5.00
CLAUDE OPUS 4.6	70.00 ± 5.00	97.42 ± 0.80	95.51 ± 0.51	92.25 ± 3.28	95.48 ± 1.49	95.89 ± 1.87	96.00 ± 3.28	85.00	55.00	4.98 ± 0.03	4.85 ± 0.09

Table 19: Results on the Attraction + Café domain.

MODEL	TOOL CALL			PARAM. CALL			TOOL OUTPUT EM	PASS RATE		LLM-AS-A-JUDGE	
	ACC.	RECALL	F1	ACC.	RECALL	F1		Pass@K	Pass^K	HELP.	COH.
GEMMA4-E2B-IT	48.33 ± 5.77	95.67 ± 0.72	89.69 ± 1.63	87.83 ± 1.23	90.39 ± 1.38	92.01 ± 1.16	89.00 ± 0.43	85.00	50.00	4.22 ± 0.14	4.77 ± 0.08
GEMMA4-E4B-IT	70.00 ± 0.00	98.92 ± 1.01	96.60 ± 0.85	97.08 ± 1.18	97.64 ± 1.37	97.23 ± 1.00	97.83 ± 0.29	100.00	80.00	5.00	5.00
GEMMA4-26B-A4B-IT	53.33 ± 10.41	97.50	94.44 ± 1.26	95.08 ± 2.13	96.48 ± 0.89	97.55 ± 0.89	95.08 ± 2.13	95.00	60.00	4.98 ± 0.03	5.00
GEMMA4-31B-IT	68.33 ± 5.77	97.25 ± 1.52	96.09 ± 0.96	96.83 ± 0.80	97.18 ± 1.26	98.24 ± 0.69	97.92 ± 0.72	100.00	75.00	5.00	5.00
GPT-OSS-20B	6.67 ± 5.77	38.17 ± 9.79	48.15 ± 12.39	37.33 ± 8.95	36.11 ± 9.35	44.77 ± 10.83	42.92 ± 9.89	15.00	0.00	2.10 ± 0.30	2.05 ± 0.26
GPT-OSS-120B	50.00 ± 8.66	90.17 ± 1.70	88.72 ± 3.05	83.00 ± 4.68	87.08 ± 2.55	90.10 ± 2.51	87.83 ± 2.36	70.00	30.00	4.77 ± 0.21	4.87 ± 0.13
GPT-5.4-NANO	43.33 ± 7.64	78.83 ± 1.26	82.42 ± 1.37	66.75 ± 1.30	69.24 ± 2.40	75.05 ± 1.65	77.08 ± 2.04	25.00	25.00	4.82 ± 0.18	4.93 ± 0.06
GPT-5.4-MINI	23.33 ± 5.77	79.83 ± 3.41	80.08 ± 2.76	65.25 ± 4.42	68.75 ± 4.65	74.89 ± 3.62	66.42 ± 4.45	35.00	5.00	4.72 ± 0.25	4.93 ± 0.12
GPT-5.4	48.33 ± 2.89	92.33 ± 2.45	92.09 ± 2.02	81.33 ± 0.76	84.40 ± 1.76	86.88 ± 1.00	82.08 ± 0.63	60.00	25.00	4.97 ± 0.06	5.00
CLAUDE HAIKU 4.5	53.33 ± 2.89	92.00 ± 2.46	92.95 ± 1.62	89.58 ± 2.02	90.79 ± 2.15	93.87 ± 1.33	93.83 ± 0.72	80.00	50.00	4.88 ± 0.12	4.95 ± 0.09
CLAUDE SONNET 4.5	58.33 ± 5.77	94.00 ± 1.25	94.17 ± 0.73	92.00 ± 1.75	92.92 ± 1.25	95.24 ± 1.25	95.50 ± 1.75	85.00	60.00	4.87 ± 0.06	5.00
CLAUDE OPUS 4.6	56.67 ± 2.89	92.08 ± 1.13	93.29 ± 0.63	92.08 ± 1.13	92.64 ± 1.05	95.87 ± 0.59	100.00	70.00	60.00	5.00	5.00

Table 20: Results on the Attraction + Dessert domain.

MODEL	TOOL CALL			PARAM. CALL			TOOL OUTPUT EM	PASS RATE		LLM-AS-A-JUDGE	
	ACC.	RECALL	F1	ACC.	RECALL	F1		Pass@K	Pass^K	HELP.	COH.
GEMMA4-E2B-IT	0.00	91.35 ± 0.36	82.68 ± 3.08	15.14 ± 1.13	66.15 ± 1.09	70.05 ± 0.97	34.56 ± 2.91	0.00	0.00	4.60 ± 0.22	4.68 ± 0.28
GEMMA4-E4B-IT	8.33 ± 2.89	93.73 ± 2.35	84.94 ± 4.03	19.26 ± 0.58	70.32 ± 1.09	73.60 ± 0.59	44.67 ± 1.04	0.00	0.00	4.88 ± 0.08	4.97 ± 0.03
GEMMA4-26B-A4B-IT	0.00	92.26 ± 2.42	86.85 ± 2.36	20.42 ± 2.23	67.36 ± 1.99	70.37 ± 1.64	39.88 ± 1.94	0.00	0.00	4.58 ± 0.31	4.92 ± 0.10
GEMMA4-31B-IT	0.00	92.50	89.46 ± 1.07	20.81 ± 1.11	70.35 ± 0.63	73.60 ± 0.78	42.71 ± 1.97	0.00	0.00	4.93 ± 0.08	4.98 ± 0.03
GPT-OSS-20B	0.00	56.31 ± 4.76	62.78 ± 2.98	20.87 ± 2.20	43.17 ± 2.99	51.96 ± 1.84	32.14 ± 1.54	0.00	0.00	2.35 ± 0.40	2.27 ± 0.41
GPT-OSS-120B	5.00 ± 0.00	92.93 ± 1.29	83.27 ± 0.34	25.15 ± 1.83	68.48 ± 0.58	70.77 ± 0.41	42.00 ± 3.28	0.00	0.00	4.65 ± 0.10	4.83 ± 0.13
GPT-5.4-NANO	0.00	72.10 ± 2.49	73.15 ± 3.51	22.19 ± 0.29	48.63 ± 1.33	56.12 ± 0.99	29.28 ± 3.23	0.00	0.00	4.28 ± 0.10	4.65 ± 0.09
GPT-5.4-MINI	3.33 ± 5.77	84.85 ± 5.18	80.89 ± 3.14	22.25 ± 2.98	58.98 ± 4.23	63.98 ± 3.05	37.90 ± 3.16	0.00	0.00	3.90 ± 0.22	4.50 ± 0.31
GPT-5.4	0.00	91.47 ± 1.14	88.39 ± 0.56	25.48 ± 0.50	67.70 ± 0.77	70.39 ± 0.50	39.24 ± 0.51	0.00	0.00	4.92 ± 0.03	5.00
CLAUDE HAIKU 4.5	0.00	84.57 ± 3.44	79.88 ± 3.26	15.63 ± 0.84	59.26 ± 4.43	63.46 ± 4.07	31.37 ± 3.34	0.00	0.00	4.92 ± 0.06	4.98 ± 0.03
CLAUDE SONNET 4.5	0.00	86.39 ± 3.33	80.54 ± 2.31	14.81 ± 3.81	60.67 ± 3.93	64.50 ± 3.58	33.34 ± 6.18	0.00	0.00	4.82 ± 0.15	4.95 ± 0.05
CLAUDE OPUS 4.6	0.00	91.43 ± 0.41	89.86 ± 1.57	23.68 ± 0.45	64.86 ± 0.55	67.29 ± 0.62	37.54 ± 1.59	0.00	0.00	4.93 ± 0.08	4.95 ± 0.09

Table 21: Results on the Food & Dining + Hotel domain.

MODEL	TOOL CALL			PARAM. CALL			TOOL OUTPUT EM	PASS RATE		LLM-AS-A-JUDGE	
	ACC.	RECALL	F1	ACC.	RECALL	F1		Pass@K	Pass^K	HELP.	COH.
GEMMA4-E2B-IT	63.33 ± 10.41	97.50 ± 2.23	96.44 ± 0.88	83.50 ± 4.40	93.45 ± 2.43	94.01 ± 1.62	79.75 ± 2.98	60.00	10.00	4.78 ± 0.26	4.98 ± 0.03
GEMMA4-E4B-IT	70.00 ± 5.00	100.00	97.89 ± 0.58	86.30 ± 1.38	95.39 ± 0.42	96.36 ± 0.42	92.11 ± 1.34	70.00	10.00	4.91 ± 0.03	5.00
GEMMA4-26B-A4B-IT	48.33 ± 5.77	97.54 ± 0.71	94.33 ± 0.58	94.40 ± 3.91	97.03 ± 0.89	97.49 ± 1.00	91.40 ± 4.94	100.00	40.00	4.83 ± 0.13	4.95
GEMMA4-31B-IT	60.00	99.58 ± 0.72	97.01 ± 0.55	97.77 ± 1.35	98.95 ± 1.00	99.21 ± 0.64	98.01 ± 1.30	100.00	60.00	4.97 ± 0.06	4.98 ± 0.03
GPT-OSS-20B	0.00	40.88 ± 10.43	52.71 ± 10.05	33.06 ± 8.16	34.86 ± 10.27	44.48 ± 10.04	30.78 ± 8.87	5.00	0.00	2.77 ± 0.45	2.82 ± 0.45
GPT-OSS-120B	58.33 ± 7.64	98.58 ± 0.47	93.68 ± 1.10	93.09 ± 0.62	97.38 ± 0.12	97.18 ± 0.12	87.48 ± 1.55	95.00	10.00	4.47 ± 0.16	4.65 ± 0.13
GPT-5.4-NANO	1.67 ± 2.89	69.56 ± 4.53	72.10 ± 2.50	56.47 ± 5.36	63.24 ± 4.65	69.59 ± 5.17	43.40 ± 6.49	5.00	0.00	4.11 ± 0.28	4.52 ± 0.27
GPT-5.4-MINI	5.00 ± 5.00	88.41 ± 2.37	89.38 ± 1.49	67.41 ± 4.16	79.41 ± 3.02	82.82 ± 2.45	58.75 ± 5.11	10.00	0.00	3.78 ± 0.08	4.55 ± 0.09
GPT-5.4	6.67 ± 7.64	78.78 ± 0.67	83.67 ± 2.07	58.59 ± 4.04	73.78 ± 0.38	78.55 ± 0.79	48.11 ± 2.07	0.00	0.00	4.40 ± 0.25	4.93 ± 0.03
CLAUDE HAIKU 4.5	68.33 ± 12.58	96.80 ± 2.27	97.55 ± 1.11	80.54 ± 1.48	92.27 ± 0.61	93.43 ± 0.57	80.58 ± 3.27	25.00	5.00	4.97 ± 0.03	5.00
CLAUDE SONNET 4.5	75.00 ± 10.00	97.14 ± 2.03	98.16 ± 1.09	83.23 ± 2.12	93.83 ± 0.86	94.57 ± 0.98	80.92 ± 5.36	50.00	10.00	4.90 ± 0.10	4.97 ± 0.03
CLAUDE OPUS 4.6	73.33 ± 5.77	98.04 ± 1.39	98.09 ± 0.65	87.67 ± 1.31	95.40 ± 1.00	94.45 ± 0.89	73.84 ± 5.15	75.00	0.00	4.97 ± 0.06	4.98 ± 0.03

Table 22: Results on the Hotel + Vehicle Rental domain.

MODEL	TOOL CALL			PARAM. CALL			TOOL OUTPUT EM	PASS RATE		LLM-AS-A-JUDGE	
	ACC.	RECALL	F1	ACC.	RECALL	F1		Pass@K	Pass^K	HELP.	COH.
GEMMA4-E2B-IT	36.67 ± 2.89	94.78 ± 1.08	92.85 ± 1.04	86.78 ± 1.03	93.38 ± 0.71	94.91 ± 0.34	84.64 ± 0.12	60.00	20.00	4.77 ± 0.08	4.78 ± 0.15
GEMMA4-E4B-IT	10.00 ± 5.00	96.06 ± 1.90	90.29 ± 1.09	91.41 ± 1.27	94.87 ± 1.68	95.35 ± 0.90	90.81 ± 1.26	75.00	35.00	4.90 ± 0.05	4.97 ± 0.06
GEMMA4-26B-A4B-IT	0.00	95.62 ± 2.24	91.35 ± 2.50	89.51 ± 3.35	94.47 ± 2.58	95.15 ± 2.63	88.17 ± 2.61	70.00	30.00	4.97 ± 0.06	5.00
GEMMA4-31B-IT	0.00	98.36 ± 0.88	93.55 ± 0.46	94.19 ± 2.64	97.70 ± 1.12	97.13 ± 0.74	92.51 ± 2.20	75.00	50.00	5.00	5.00
GPT-OSS-20B	0.00	51.61 ± 1.40	63.51 ± 1.36	44.36 ± 0.91	50.19 ± 3.94	61.52 ± 3.29	42.86 ± 3.61	0.00	0.00	2.78 ± 0.10	2.70 ± 0.05
GPT-OSS-120B	0.00	94.58 ± 1.10	90.04 ± 1.42	85.94 ± 2.10	93.56 ± 1.53	95.22 ± 1.25	85.01 ± 2.60	55.00	20.00	5.00	5.00
GPT-5.4-NANO	0.00	38.05 ± 3.29	42.87 ± 1.35	29.57 ± 3.89	35.06 ± 5.47	42.51 ± 4.82	31.63 ± 3.70	0.00	0.00	3.80 ± 0.23	4.51 ± 0.23
GPT-5.4-MINI	13.33 ± 11.55	65.58 ± 6.00	68.95 ± 5.68	56.60 ± 7.67	60.53 ± 7.47	67.02 ± 6.07	54.75 ± 8.16	25.00	0.00	3.85 ± 0.30	4.63 ± 0.16
GPT-5.4	28.33 ± 10.41	78.66 ± 5.24	77.62 ± 4.55	67.95 ± 2.39	76.13 ± 4.95	79.07 ± 4.64	65.19 ± 2.87	40.00	10.00	4.95 ± 0.05	5.00
CLAUDE HAIKU 4.5	31.67 ± 2.89	94.40 ± 1.15	93.61 ± 1.63	90.27 ± 1.62	95.34 ± 0.96	97.00 ± 0.56	89.72 ± 1.62	60.00	25.00	5.00	4.98 ± 0.03
CLAUDE SONNET 4.5	33.33 ± 2.89	93.24 ± 0.66	93.49 ± 0.31	89.58 ± 0.92	94.33 ± 1.07	96.42 ± 0.73	90.20 ± 0.70	50.00	30.00	4.93 ± 0.08	4.92 ± 0.03
CLAUDE OPUS 4.6	23.33 ± 2.89	94.75 ± 0.29	94.38 ± 0.02	92.75	96.26 ± 0.10	97.87 ± 0.05	91.81 ± 0.29	55.00	40.00	5.00	5.00

Table 23: Results on the Live Show + Food & Dining domain.

MODEL	TOOL CALL			PARAM. CALL			TOOL OUTPUT EM	PASS RATE		LLM-AS-A-JUDGE	
	ACC.	RECALL	F1	ACC.	RECALL	F1		Pass@K	Pass^K	HELP.	COH.
GEMMA4-E2B-IT	83.33 ± 10.41	99.67 ± 0.58	98.27 ± 0.69	95.50 ± 0.87	98.56 ± 0.51	98.69 ± 0.30	95.50 ± 0.50	100.00	75.00	4.97 ± 0.06	4.97 ± 0.06
GEMMA4-E4B-IT	88.33 ± 2.89	97.00 ± 1.73	97.29 ± 1.49	97.00 ± 1.73	98.00 ± 1.15	98.69 ± 0.55	97.33 ± 2.31	100.00	75.00	4.98 ± 0.03	5.00
GEMMA4-26B-A4B-IT	93.33 ± 2.89	98.67 ± 1.15	98.69 ± 0.52	98.33 ± 1.53	99.00 ± 0.88	99.39 ± 0.55	98.67 ± 1.15	100.00	90.00	5.00	5.00
GEMMA4-31B-IT	95.00 ± 0.00	98.92 ± 0.14	99.24 ± 0.23	97.33 ± 2.08	98.78 ± 0.69	99.11 ± 0.64	97.67 ± 2.52	100.00	80.00	4.97 ± 0.03	5.00
GPT-OSS-20B	33.33 ± 7.64	75.00 ± 4.55	81.53 ± 3.50	69.00 ± 4.30	73.64 ± 4.80	79.25 ± 4.02	74.67 ± 5.13	60.00	5.00	3.53 ± 0.32	3.40 ± 0.30
GPT-OSS-120B	71.67 ± 2.89	93.67 ± 0.58	95.83 ± 0.29	93.00 ± 1.00	95.56 ± 0.51	97.14 ± 0.18	95.33 ± 0.58	75.00	65.00	4.53 ± 0.15	4.62 ± 0.18
GPT-5.4-NANO	26.67 ± 2.89	76.56 ± 0.50	76.79 ± 1.78	59.11 ± 4.36	69.76 ± 0.70	74.50 ± 0.31	62.83 ± 0.80	30.00	0.00	4.57 ± 0.25	4.88 ± 0.08
GPT-5.4-MINI	70.00 ± 8.66	92.58 ± 2.22	92.38 ± 2.82	66.33 ± 5.58	82.48 ± 2.94	85.10 ± 2.75	68.33 ± 6.42	35.00	10.00	4.10 ± 0.22	4.67 ± 0.21
GPT-5.4	71.67 ± 16.07	93.86 ± 2.91	92.63 ± 3.91	67.47 ± 0.67	84.35 ± 1.75	86.29 ± 0.88	67.81 ± 1.93	40.00	0.00	4.67 ± 0.08	4.92 ± 0.06
CLAUDE HAIKU 4.5	81.67 ± 2.89	96.67 ± 1.15	97.81 ± 0.50	95.67 ± 2.52	97.44 ± 1.17	98.51 ± 0.80	98.33 ± 2.89	90.00	75.00	4.97 ± 0.03	4.95 ± 0.05
CLAUDE SONNET 4.5	85.00 ± 5.00	97.00 ± 1.00	98.33 ± 0.56	97.00 ± 1.00	98.00 ± 0.67	98.93 ± 0.36	100.00	90.00	80.00	4.92 ± 0.08	4.82 ± 0.13
CLAUDE OPUS 4.6	78.33 ± 2.89	95.33 ± 1.15	97.22 ± 0.96	94.78 ± 1.07	96.74 ± 0.68	98.24 ± 0.39	98.78 ± 1.07	80.00	70.00	4.98 ± 0.03	5.00

Table 24: Results on the Vehicle Rental + Attraction domain.

MODEL	TOOL CALL			PARAM. CALL			TOOL OUTPUT EM	PASS RATE		LLM-AS-A-JUDGE	
	ACC.	RECALL	F1	ACC.	RECALL	F1		Pass@K	Pass^K	HELP.	COH.
GEMMA4-E2B-IT	30.00 ± 5.00	93.22 ± 1.71	86.34 ± 2.03	80.14 ± 4.59	90.26 ± 2.17	93.22 ± 1.39	83.69 ± 1.73	65.00	10.00	4.57 ± 0.08	4.87 ± 0.08
GEMMA4-E4B-IT	40.00 ± 5.00	95.72 ± 0.92	90.39 ± 1.39	80.33 ± 4.04	91.37 ± 1.77	92.72 ± 1.17	91.61 ± 4.29	50.00	20.00	4.98 ± 0.03	5.00
GEMMA4-26B-A4B-IT	45.00	99.11 ± 0.84	94.15 ± 0.78	88.31 ± 2.58	95.95 ± 1.29	95.80 ± 0.75	98.22 ± 0.84	65.00	30.00	5.00	5.00
GEMMA4-31B-IT	43.33 ± 2.89	98.22 ± 0.86	93.25 ± 0.64	91.81 ± 0.59	96.62 ± 0.87	96.91 ± 0.62	98.14 ± 1.64	95.00	30.00	5.00	4.98 ± 0.03
GPT-OSS-20B	6.67 ± 7.64	57.42 ± 7.01	63.79 ± 6.43	51.17 ± 5.87	52.06 ± 7.48	61.77 ± 7.02	56.36 ± 5.89	30.00	0.00	2.72 ± 0.33	2.68 ± 0.28
GPT-OSS-120B	40.00 ± 5.00	97.39 ± 1.21	93.45 ± 1.10	88.47 ± 1.94	95.01 ± 0.95	95.95 ± 0.89	92.56 ± 2.14	90.00	30.00	4.92 ± 0.06	4.92 ± 0.03
GPT-5.4-NANO	18.33 ± 7.64	84.50 ± 2.22	78.19 ± 0.95	61.94 ± 3.35	74.12 ± 4.00	78.28 ± 3.71	62.03 ± 6.13	20.00	5.00	4.60 ± 0.13	4.92 ± 0.03
GPT-5.4-MINI	43.33 ± 7.64	91.39 ± 4.16	89.08 ± 3.94	76.47 ± 3.79	85.77 ± 3.00	88.40 ± 1.92	80.61 ± 3.46	45.00	20.00	4.71 ± 0.05	4.86 ± 0.03
GPT-5.4	50.00	98.89 ± 0.96	94.28 ± 0.60	87.08 ± 0.83	93.31 ± 0.38	93.35 ± 0.41	91.39 ± 2.29	50.00	50.00	5.00	5.00
CLAUDE HAIKU 4.5	43.33 ± 7.64	99.00 ± 1.00	93.90 ± 1.66	88.08 ± 2.76	95.05 ± 1.71	95.48 ± 0.91	96.58 ± 1.77	65.00	40.00	4.98 ± 0.03	4.95 ± 0.09
CLAUDE SONNET 4.5	40.00 ± 0.00	98.33 ± 0.58	94.11 ± 0.13	87.78 ± 2.30	95.31 ± 1.27	95.74 ± 0.89	96.72 ± 2.64	65.00	35.00	5.00	5.00
CLAUDE OPUS 4.6	35.00 ± 0.00	97.00	93.41 ± 0.19	84.50 ± 1.25	94.70 ± 0.43	95.67 ± 0.43	94.11 ± 1.06	65.00	35.00	5.00	5.00

Table 25: Results on the Attraction + Food & Dining + Café domain.

MODEL	TOOL CALL			PARAM. CALL			TOOL OUTPUT EM	PASS RATE		LLM-AS-A-JUDGE	
	ACC.	RECALL	F1	ACC.	RECALL	F1		Pass@K	Pass^K	HELP.	COH.
GEMMA4-E2B-IT	83.33 ± 5.77	99.67 ± 0.58	97.57 ± 1.30	97.44 ± 1.75	99.20 ± 0.74	99.39 ± 0.42	97.78 ± 1.18	95.00	70.00	4.85 ± 0.05	4.93 ± 0.08
GEMMA4-E4B-IT	85.00 ± 5.00	98.47 ± 2.65	97.04 ± 2.58	98.06 ± 2.37	98.53 ± 2.29	98.85 ± 1.66	97.29 ± 3.66	100.00	75.00	4.77 ± 0.15	4.92 ± 0.08
GEMMA4-26B-A4B-IT	75.00	100.00	97.42 ± 0.28	100.00	100.00	99.95 ± 0.04	99.58 ± 0.36	100.00	95.00	4.95 ± 0.09	4.98 ± 0.03
GEMMA4-31B-IT	81.67 ± 2.89	100.00	98.35 ± 0.23	100.00	100.00	100.00	100.00	100.00	100.00	5.00	5.00
GPT-OSS-20B	25.00 ± 5.00	74.33 ± 8.26	80.67 ± 6.28	72.42 ± 6.61	74.85 ± 10.07	82.19 ± 9.04	74.28 ± 6.45	50.00	5.00	3.18 ± 0.24	3.15 ± 0.18
GPT-OSS-120B	81.67 ± 7.64	100.00	97.24 ± 2.13	98.92 ± 1.88	99.32 ± 1.17	99.36 ± 0.46	99.03 ± 0.87	100.00	70.00	4.90 ± 0.10	4.97 ± 0.06
GPT-5.4-NANO	21.67 ± 7.64	80.21 ± 6.63	76.23 ± 7.33	74.51 ± 7.27	77.94 ± 7.12	82.81 ± 5.27	66.68 ± 9.07	35.00	5.00	4.22 ± 0.08	4.77 ± 0.10
GPT-5.4-MINI	51.67 ± 2.89	89.24 ± 0.67	91.81 ± 0.30	79.24 ± 4.89	85.08 ± 2.53	89.54 ± 2.10	82.78 ± 3.01	60.00	25.00	4.00 ± 0.15	4.55 ± 0.10
GPT-5.4	48.33 ± 7.64	98.46 ± 1.87	90.89 ± 1.20	93.26 ± 1.76	97.80 ± 0.85	95.68 ± 0.73	88.72 ± 3.95	80.00	15.00	4.90 ± 0.09	4.98 ± 0.03
CLAUDE HAIKU 4.5	88.33 ± 7.64	99.67 ± 0.58	97.54 ± 2.54	99.67 ± 0.58	99.83 ± 0.29	99.80 ± 0.18	99.44 ± 0.96	100.00	90.00	5.00	5.00
CLAUDE SONNET 4.5	83.33 ± 2.89	99.44 ± 0.96	96.30 ± 0.77	98.44 ± 0.51	99.27 ± 0.62	99.47 ± 0.29	99.44 ± 0.96	100.00	85.00	5.00	5.00
CLAUDE OPUS 4.6	81.67 ± 7.64	100.00	97.91 ± 1.13	100.00	100.00	99.82 ± 0.09	98.54 ± 0.72	100.00	75.00	5.00	4.98 ± 0.03

Table 26: Results on the Flight + Hotel + Bar domain.

MODEL	TOOL CALL			PARAM. CALL			TOOL OUTPUT EM	PASS RATE		LLM-AS-A-JUDGE	
	ACC.	RECALL	F1	ACC.	RECALL	F1		Pass@K	Pass^K	HELP.	COH.
GEMMA4-E2B-IT	0.00	82.88 ± 1.61	82.52 ± 1.98	27.18 ± 1.11	70.34 ± 1.62	75.82 ± 1.44	35.57 ± 3.02	0.00	0.00	4.20 ± 0.22	4.65 ± 0.13
GEMMA4-E4B-IT	1.67 ± 2.89	87.27 ± 2.52	85.30 ± 3.07	27.03 ± 2.73	70.74 ± 2.16	76.41 ± 0.97	38.11 ± 3.23	0.00	0.00	4.43 ± 0.42	4.72 ± 0.28
GEMMA4-26B-A4B-IT	1.67 ± 2.89	85.08 ± 1.31	83.98 ± 0.99	27.97 ± 3.81	70.11 ± 1.78	74.78 ± 1.09	33.30 ± 2.62	0.00	0.00	5.00	4.98 ± 0.03
GEMMA4-31B-IT	1.67 ± 2.89	87.88 ± 2.51	90.90 ± 2.76	28.86 ± 1.84	73.97 ± 1.28	77.99 ± 0.98	38.26 ± 3.24	0.00	0.00	4.98 ± 0.03	5.00
GPT-OSS-20B	0.00	32.31 ± 7.81	42.79 ± 8.43	14.94 ± 2.89	24.84 ± 7.56	33.35 ± 8.66	16.19 ± 5.53	0.00	0.00	1.90 ± 0.33	1.77 ± 0.30
GPT-OSS-120B	0.00	85.64 ± 2.01	86.11 ± 4.23	33.28 ± 3.09	74.55 ± 2.68	77.10 ± 2.77	34.00 ± 1.43	0.00	0.00	4.75 ± 0.15	4.65 ± 0.13
GPT-5.4-NANO	0.00	47.23 ± 4.19	48.74 ± 4.46	18.71 ± 1.56	34.11 ± 2.49	42.98 ± 4.08	15.93 ± 3.84	0.00	0.00	3.75 ± 0.28	4.52 ± 0.26
GPT-5.4-MINI	3.33 ± 2.89	76.16 ± 1.84	81.08 ± 1.20	30.15 ± 3.07	63.11 ± 1.68	70.31 ± 1.36	30.21 ± 4.28	0.00	0.00	3.57 ± 0.28	4.23 ± 0.20
GPT-5.4	0.00	81.99 ± 1.72	86.88 ± 2.19	35.51 ± 0.71	73.27 ± 2.13	77.00 ± 1.55	31.15 ± 0.87	0.00	0.00	4.88 ± 0.03	5.00
CLAUDE HAIKU 4.5	0.00	83.98 ± 1.25	87.59 ± 1.43	25.83 ± 2.24	71.90 ± 1.10	76.01 ± 1.06	30.19 ± 2.59	0.00	0.00	4.95 ± 0.05	5.00
CLAUDE SONNET 4.5	0.00	83.16 ± 1.61	85.99 ± 1.38	28.39 ± 3.36	72.06 ± 2.21	76.26 ± 1.56	31.86 ± 1.28	0.00	0.00	4.88 ± 0.20	4.90 ± 0.17
CLAUDE OPUS 4.6	1.67 ± 2.89	82.90 ± 0.40	85.66 ± 0.90	30.32 ± 0.63	71.09 ± 0.46	75.12 ± 0.31	30.83 ± 0.49	0.00	0.00	5.00	5.00

Table 27: Results on the Vehicle Rental + Food & Dining + Hotel domain.

MODEL	TOOL CALL			PARAM. CALL			TOOL OUTPUT EM	PASS RATE		LLM-AS-A-JUDGE	
	ACC.	RECALL	F1	ACC.	RECALL	F1		Pass@K	Pass^K	HELP.	COH.
GEMMA4-E2B-IT	46.67 ± 2.89	94.76 ± 1.11	94.77 ± 1.55	76.99 ± 2.26	88.97 ± 1.73	90.76 ± 1.29	81.60 ± 3.66	35.00	5.00	4.90 ± 0.10	4.92 ± 0.10
GEMMA4-E4B-IT	71.67 ± 7.64	98.68 ± 0.73	98.11 ± 0.56	80.41 ± 1.92	91.79 ± 1.73	92.54 ± 1.45	85.27 ± 3.43	45.00	5.00	4.75 ± 0.20	4.93 ± 0.12
GEMMA4-26B-A4B-IT	71.67 ± 7.64	97.99 ± 0.84	98.68 ± 0.62	88.72 ± 5.32	94.41 ± 1.81	95.46 ± 1.39	92.17 ± 4.11	70.00	20.00	4.95 ± 0.05	4.97 ± 0.03
GEMMA4-31B-IT	75.00 ± 5.00	98.89 ± 0.84	99.40 ± 0.45	91.65 ± 1.54	96.47 ± 1.65	96.37 ± 1.00	94.34 ± 1.42	75.00	35.00	5.00	4.98 ± 0.08
GPT-OSS-20B	16.67 ± 2.89	68.34 ± 7.97	76.84 ± 6.50	59.28 ± 7.71	62.42 ± 8.21	69.00 ± 7.15	60.05 ± 7.16	10.00	5.00	2.93 ± 0.39	2.98 ± 0.48
GPT-OSS-120B	68.33 ± 5.77	97.55 ± 1.33	97.91 ± 0.93	87.62 ± 0.90	94.11 ± 1.42	92.73 ± 0.48	87.32 ± 1.87	50.00	15.00	4.95 ± 0.05	4.95 ± 0.09
GPT-5.4-NANO	15.00 ± 10.00	80.15 ± 4.10	84.99 ± 4.28	65.91 ± 6.62	71.81 ± 4.59	75.62 ± 3.76	59.48 ± 6.78	10.00	0.00	4.50 ± 0.18	4.72 ± 0.18
GPT-5.4-MINI	50.00 ± 10.00	95.01 ± 0.95	96.01 ± 0.91	75.69 ± 1.41	85.16 ± 1.54	86.75 ± 1.06	77.19 ± 0.94	25.00	10.00	4.45 ± 0.05	4.70 ± 0.05
GPT-5.4	38.33 ± 10.41	91.22 ± 0.84	94.39 ± 0.98	73.75 ± 3.07	84.24 ± 2.88	84.60 ± 2.21	66.68 ± 3.23	15.00	5.00	4.85 ± 0.10	5.00
CLAUDE HAIKU 4.5	53.33 ± 7.64	96.18 ± 0.87	97.31 ± 0.73	84.66 ± 1.57	92.98 ± 0.87	93.34 ± 0.78	86.04 ± 1.18	45.00	15.00	5.00	4.97 ± 0.03
CLAUDE SONNET 4.5	60.00 ± 5.00	95.64 ± 1.03	97.33 ± 0.57	85.41 ± 0.96	92.67 ± 1.28	93.22 ± 1.21	86.62 ± 2.28	55.00	10.00	5.00	4.98 ± 0.08
CLAUDE OPUS 4.6	66.67 ± 2.89	98.71 ± 0.58	98.35 ± 0.19	87.05 ± 1.23	95.21 ± 0.71	94.73 ± 0.59	88.26 ± 1.42	50.00	20.00	4.95 ± 0.05	4.93 ± 0.08

Table 28: Results on the Vehicle Rental + Hotel + Attraction domain.

MODEL	TOOL CALL			PARAM. CALL			TOOL OUTPUT EM	PASS RATE		LLM-AS-A-JUDGE	
	ACC.	RECALL	F1	ACC.	RECALL	F1		Pass@K	Pass^K	HELP.	COH.
GEMMA4-E2B-IT	30.00 ± 8.66	94.45 ± 0.87	94.56 ± 0.71	71.46 ± 2.63	87.19 ± 0.73	87.57 ± 0.87	82.71 ± 1.36	0.00	0.00	4.32 ± 0.34	4.60 ± 0.26
GEMMA4-E4B-IT	41.67 ± 7.64	96.30 ± 1.19	97.12 ± 0.53	82.36 ± 1.77	91.73 ± 1.74	91.55 ± 0.91	93.78 ± 1.59	15.00	0.00	4.82 ± 0.03	4.93 ± 0.06
GEMMA4-26B-A4B-IT	60.00 ± 5.00	96.91 ± 0.58	97.88 ± 0.72	86.94 ± 1.13	94.01 ± 1.46	92.33 ± 1.14	97.40 ± 0.65	55.00	0.00	5.00	5.00
GEMMA4-31B-IT	55.00 ± 5.00	96.55 ± 0.47	98.09 ± 0.15	84.70 ± 0.83	93.34 ± 0.65	90.70 ± 0.33	98.26 ± 0.22	0.00	0.00	4.97 ± 0.06	4.98 ± 0.03
GPT-OSS-20B	8.33 ± 10.41	73.43 ± 4.53	82.36 ± 3.53	60.60 ± 4.71	69.12 ± 4.40	75.44 ± 3.06	70.35 ± 3.01	10.00	0.00	3.43 ± 0.35	3.28 ± 0.38
GPT-OSS-120B	43.33 ± 7.64	95.53 ± 0.98	97.37 ± 0.49	82.53 ± 1.90	91.49 ± 1.88	89.13 ± 1.55	96.84 ± 1.50	10.00	0.00	4.88 ± 0.10	4.93 ± 0.06
GPT-5.4-NANO	0.00	69.17 ± 4.50	77.55 ± 4.69	58.38 ± 4.63	64.68 ± 5.07	69.53 ± 3.71	61.31 ± 2.06	0.00	0.00	4.33 ± 0.33	4.58 ± 0.28
GPT-5.4-MINI	25.00 ± 5.00	85.76 ± 0.48	91.21 ± 0.63	67.66 ± 1.64	76.38 ± 0.78	79.59 ± 0.68	75.39 ± 2.89	5.00	0.00	4.32 ± 0.10	4.60 ± 0.05
GPT-5.4	5.00 ± 5.00	81.93 ± 2.62	88.43 ± 1.84	63.22 ± 4.31	79.28 ± 2.80	79.88 ± 2.35	69.59 ± 3.93	10.00	0.00	4.92 ± 0.06	4.98 ± 0.03
CLAUDE HAIKU 4.5	41.67 ± 2.89	94.63 ± 1.05	96.15 ± 1.04	89.88 ± 1.84	94.69 ± 1.23	94.00 ± 0.95	95.58 ± 1.56	60.00	25.00	5.00	5.00
CLAUDE SONNET 4.5	38.33 ± 2.89	95.14 ± 0.37	96.26 ± 0.37	90.41 ± 1.14	95.09 ± 0.64	94.39 ± 0.62	95.89 ± 1.86	65.00	20.00	4.98 ± 0.03	5.00
CLAUDE OPUS 4.6	60.00 ± 5.00	96.25 ± 0.74	97.96 ± 0.32	84.30 ± 1.34	93.05 ± 0.84	90.56 ± 0.60	97.40 ± 0.77	5.00	0.00	4.97 ± 0.06	4.97 ± 0.06

Table 29: Results on the Flight + Hotel + Vehicle Rental + Attraction domain.

MODEL	TOOL CALL			PARAM. CALL			TOOL OUTPUT EM	PASS RATE		LLM-AS-A-JUDGE	
	ACC.	RECALL	F1	ACC.	RECALL	F1		Pass@K	Pass^K	HELP.	COH.
GEMMA4-E2B-IT	8.33 ± 10.41	85.09 ± 2.04	87.95 ± 2.25	65.63 ± 2.49	79.41 ± 2.09	83.18 ± 1.27	59.73 ± 3.61	10.00	0.00	4.03 ± 0.16	4.30 ± 0.22
GEMMA4-E4B-IT	11.67 ± 5.77	93.31 ± 1.78	92.79 ± 1.29	72.88 ± 3.28	86.43 ± 2.07	88.35 ± 1.47	75.72 ± 2.32	5.00	5.00	4.87 ± 0.10	4.92 ± 0.10
GEMMA4-26B-A4B-IT	10.00 ± 0.00	86.34 ± 3.25	87.24 ± 1.89	69.38 ± 4.73	82.82 ± 3.08	85.16 ± 2.16	63.76 ± 4.28	15.00	5.00	4.77 ± 0.08	4.85 ± 0.13
GEMMA4-31B-IT	11.67 ± 2.89	89.71 ± 2.62	88.27 ± 3.50	73.95 ± 4.36	86.48 ± 2.26	88.84 ± 1.66	75.19 ± 5.26	5.00	0.00	4.95 ± 0.05	4.98 ± 0.03
GPT-OSS-20B	0.00	32.69 ± 6.84	42.65 ± 7.47	27.27 ± 6.29	30.77 ± 6.58	39.65 ± 7.82	20.01 ± 7.54	0.00	0.00	2.33 ± 0.24	2.60 ± 0.41
GPT-OSS-120B	11.67 ± 7.64	85.18 ± 0.66	84.19 ± 1.43	68.65 ± 2.02	82.97 ± 0.85	84.95 ± 0.71	59.28 ± 1.76	20.00	0.00	4.48 ± 0.06	4.63 ± 0.06
GPT-5.4-NANO	1.67 ± 2.89	60.72 ± 3.27	68.69 ± 2.89	48.44 ± 1.63	49.35 ± 5.19	57.91 ± 4.78	29.66 ± 1.78	0.00	0.00	3.90 ± 0.25	4.35 ± 0.22
GPT-5.4-MINI	5.00 ± 0.00	74.42 ± 0.94	79.54 ± 1.90	59.48 ± 1.66	61.97 ± 1.62	69.44 ± 1.20	40.66 ± 2.55	5.00	0.00	3.30 ± 0.44	4.18 ± 0.28
GPT-5.4	1.67 ± 2.89	72.45 ± 0.93	79.13 ± 1.49	52.20 ± 1.39	69.88 ± 1.75	73.43 ± 1.06	29.92 ± 0.68	0.00	0.00	4.85 ± 0.05	5.00
CLAUDE HAIKU 4.5	16.67 ± 2.89	85.16 ± 2.20	87.91 ± 1.13	67.80 ± 2.23	82.91 ± 1.22	85.29 ± 1.08	57.43 ± 4.22	15.00	10.00	4.95 ± 0.05	4.95 ± 0.09
CLAUDE SONNET 4.5	18.33 ± 2.89	84.83 ± 0.50	88.82 ± 0.66	68.17 ± 1.31	82.02 ± 0.50	84.43 ± 0.26	57.27 ± 1.92	10.00	5.00	4.97 ± 0.06	5.00
CLAUDE OPUS 4.6	15.00 ± 5.00	91.80 ± 0.35	93.39 ± 0.14	73.26 ± 1.17	86.82 ± 0.27	86.71 ± 0.21	56.07 ± 1.07	0.00	0.00	4.98 ± 0.03	4.98 ± 0.03

Table 30: Results on the Vehicle Rental + Hotel + Food & Dining + Bar domain.

MODEL	TOOL CALL			PARAM. CALL			TOOL OUTPUT EM	PASS RATE		LLM-AS-A-JUDGE	
	ACC.	RECALL	F1	ACC.	RECALL	F1		Pass@K	Pass^K	HELP.	COH.
GEMMA4-E2B-IT	0.00	78.00 ± 1.00	76.49 ± 4.89	43.00 ± 5.29	75.25 ± 1.77	78.41 ± 1.73	62.33 ± 4.62	0.00	0.00	4.47 ± 0.50	4.20 ± 0.53
GEMMA4-E4B-IT	0.00	78.33 ± 5.03	76.71 ± 3.52	41.67 ± 2.08	73.45 ± 5.78	75.65 ± 3.40	58.67 ± 4.62	0.00	0.00	4.40 ± 0.72	4.27 ± 0.61
GEMMA4-26B-A4B-IT	0.00	78.00 ± 3.00	79.36 ± 2.91	48.67 ± 2.31	77.17 ± 3.27	79.41 ± 1.79	66.33 ± 0.58	0.00	0.00	4.93 ± 0.12	5.00
GEMMA4-31B-IT	0.00	80.00 ± 1.00	78.42 ± 0.91	48.67 ± 2.89	79.82 ± 1.83	80.73 ± 1.46	65.33 ± 4.16	0.00	0.00	5.00	5.00
GPT-OSS-20B	0.00	68.67 ± 3.06	72.88 ± 4.01	42.67 ± 0.58	66.64 ± 5.37	71.63 ± 3.65	55.00 ± 2.65	0.00	0.00	2.87 ± 0.23	1.87 ± 0.42
GPT-OSS-120B	0.00	78.33 ± 1.53	75.82 ± 2.03	50.33 ± 3.21	78.45 ± 1.86	79.69 ± 1.26	67.33 ± 3.79	0.00	0.00	4.93 ± 0.12	4.93 ± 0.12
GPT-5.4-NANO	0.00	46.67 ± 10.21	49.70 ± 10.28	27.67 ± 8.50	42.34 ± 8.75	52.72 ± 8.22	31.00 ± 7.00	0.00	0.00	4.40 ± 0.20	4.80 ± 0.20
GPT-5.4-MINI	0.00	62.67 ± 2.31	70.66 ± 1.19	37.00 ± 4.58	50.20 ± 2.91	59.08 ± 2.26	41.00 ± 2.65	0.00	0.00	3.87 ± 0.31	4.67 ± 0.23
GPT-5.4	0.00	78.33 ± 3.21	82.39 ± 2.28	44.00 ± 4.00	75.83 ± 4.59	76.63 ± 2.61	55.33 ± 3.21	0.00	0.00	5.00	5.00
CLAUDE HAIKU 4.5	0.00	79.33 ± 0.58	80.02 ± 1.18	48.00 ± 3.00	79.90 ± 1.59	81.23 ± 1.07	67.00 ± 2.65	0.00	0.00	5.00	5.00
CLAUDE SONNET 4.5	0.00	80.67 ± 0.58	80.83 ± 1.61	44.33 ± 1.53	79.42 ± 0.66	80.56 ± 0.93	66.00 ± 3.61	0.00	0.00	5.00	5.00
CLAUDE OPUS 4.6	0.00	79.67 ± 0.58	77.80 ± 2.08	46.67 ± 1.53	79.82 ± 0.52	80.61 ± 0.53	65.00 ± 2.65	0.00	0.00	5.00	5.00

Table 31: Results on the 8-Domain (Flight + Hotel + Vehicle Rental + Attraction + Food & Dining + Café + Bar + Live Show).

MODEL	TOOL CALL			PARAM. CALL			TOOL OUTPUT EM	PASS RATE		LLM-AS-A-JUDGE	
	ACC.	RECALL	F1	ACC.	RECALL	F1		Pass@K	Pass^K	HELP.	COH.
GEMMA4-E2B-IT	0.00	69.38 ± 3.50	72.76 ± 6.15	42.96 ± 4.50	62.26 ± 4.26	70.79 ± 2.61	49.88 ± 0.43	0.00	0.00	3.47 ± 0.99	3.73 ± 1.14
GEMMA4-E4B-IT	0.00	69.88 ± 7.46	73.56 ± 3.24	41.73 ± 3.42	62.24 ± 7.77	70.30 ± 5.02	50.86 ± 5.75	0.00	0.00	4.47 ± 0.23	4.73 ± 0.46
GEMMA4-26B-A4B-IT	0.00	80.99 ± 1.71	72.67 ± 0.40	56.05 ± 4.93	78.04 ± 2.85	81.43 ± 2.06	64.20 ± 3.80	0.00	0.00	4.60 ± 0.40	4.87 ± 0.23
GEMMA4-31B-IT	0.00	80.74 ± 1.96	74.44 ± 4.76	56.30 ± 1.28	78.12 ± 2.70	81.29 ± 1.44	64.20 ± 1.54	0.00	0.00	4.60 ± 0.20	5.00
GPT-OSS-20B	0.00	61.98 ± 2.80	70.10 ± 2.96	44.69 ± 1.54	61.54 ± 1.06	69.81 ± 0.95	51.11 ± 1.96	0.00	0.00	2.67 ± 0.76	2.40 ± 0.80
GPT-OSS-120B	0.00	82.47 ± 0.43	79.87 ± 0.67	58.52 ± 3.92	80.81 ± 1.05	82.25 ± 0.82	65.68 ± 2.80	0.00	0.00	4.53 ± 0.23	4.67 ± 0.23
GPT-5.4-NANO	0.00	42.22 ± 5.13	48.53 ± 6.73	27.16 ± 4.21	31.10 ± 3.60	41.47 ± 4.72	27.16 ± 3.09	0.00	0.00	4.27 ± 0.31	4.93 ± 0.12
GPT-5.4-MINI	0.00	56.30 ± 3.23	65.50 ± 3.22	39.26 ± 4.12	45.22 ± 3.99	57.03 ± 3.30	44.20 ± 1.13	0.00	0.00	3.13 ± 0.31	4.33 ± 0.23
GPT-5.4	0.00	82.47 ± 2.14	82.35 ± 1.85	53.33 ± 1.96	79.61 ± 1.64	80.93 ± 0.72	58.27 ± 1.86	0.00	0.00	4.93 ± 0.12	5.00
CLAUDE HAIKU 4.5	0.00	80.74 ± 3.23	71.21 ± 4.52	54.07 ± 8.54	77.20 ± 6.36	80.05 ± 4.84	61.98 ± 6.30	0.00	0.00	5.00	5.00
CLAUDE SONNET 4.5	0.00	82.47 ± 1.13	74.98 ± 3.60	56.30 ± 3.92	79.92 ± 2.49	82.42 ± 1.87	63.95 ± 3.80	0.00	0.00	5.00	5.00
CLAUDE OPUS 4.6	0.00	84.70 ± 0.86	79.49 ± 0.43	54.32 ± 0.43	82.39 ± 1.14	83.00 ± 0.62	62.96 ± 1.48	0.00	0.00	5.00	5.00

Table 32: Results on the 11-Domain (All Domains) domain.

F.1 Example User Prompt: Bars

```
You are playing a role-playing game. You are a HUMAN CUSTOMER chatting in a LIVE
INSTANT MESSAGING APP looking for a bar and making a reservation.
The user you are chatting with is actually the AI Bar Assistant that specializes
in this domain.

YOUR PERSONA AND CONTEXT:
## PERSONA
You are a customer looking for a convenient and reliable bar reservation service.

## USER
{
  "user_id": "USR-A172BF4F",
  "first_name": "Richard",
  "last_name": "Robinson",
  "email": "richard.robinson4808@yahoo.com",
  "city": "Virginia Beach",
  "state": "VA",
  "neighborhood": "Pembroke",
  "has_drivers_license": true
}

## GOAL
Follow these steps, one per message:
1. Ask for bars in New Orleans that have happy hour.
2. After seeing the results, narrow them down to places that offer a budget of up
   to $75 per person, using the results from the previous search.
3. After seeing the filtered results, say you need some time to think about it
   and end the conversation without making a booking.

CRITICAL RULES:
1. Act exactly like a human customer in a live chat interface. Never offer to
   help.
2. Avoid subject lines, greetings (e.g., "Dear"), or sign-offs (e.g.,
   "Sincerely"). Keep responses to 1-3 sentences, like a casual text message.
3. Stay strictly within scope: only ask about features explicitly defined in the
   Bar Properties schema (e.g., has_pool_tables, has_live_music,
   has_valet_parking, price_level). Do not ask about features outside this
   schema.
4. If the assistant provides a list of options, do not end the
   conversation--select one and continue.
5. Pace the conversation carefully: you have a maximum of 25 turns to achieve
   your goal.
6. Be decisive. If options are limited, choose one rather than prolonging
   negotiation. Do not go beyond your goal.
7. Use natural, human-like phrasing. Always speak the way a real person would
   text in a casual chat -- never like someone reading instructions out loud.
   Follow the intent of your user template, but rephrase everything in your own
   natural voice: use contractions, everyday vocabulary, and the tone of a
   regular customer. Do not echo schema or field names from the template
   verbatim.
8. Anytime you are listing any dates, ensure you use natural language format.
   Give the date in the form MM DD, YYYY. MM is in word and DD is a number
   (e.g., March 1, 2021).
9. Finish the conversation as fast as possible; do not go beyond the GOAL.
10. If you are asking a question, ask it once.
11. Always pay with the first registered credit card.
12. Always pass all arguments that are relevant to the tools.
```

Figure 6: System prompt configuration for the user agent for the Bar domain.

F.2 Example Assistant Prompt: Bars

```
CRITICAL DIRECTIVES FOR TOOL EXECUTION
=====
1. YOU HAVE NO INTERNAL KNOWLEDGE OF REAL ESTABLISHMENTS. You are strictly
   forbidden from recommending places from your training data.
2. DO NOT HALLUCINATE fake names or real names like Double Chicken Please, Angels
   Share. This is a fatal error.
3. NEVER SAY "Let me check", "I am fetching...", or "Here are some options...".
   If you need to search, your IMMEDIATE AND ONLY output must be a TOOL CALL. Do
   not output conversational text when a tool call is required.
4. You MUST call `search_bars` EVERY SINGLE TIME the user asks for
   recommendations unless there are already relevant cached results that can be
   filtered.
5. ONLY output a markdown table of results IF AND ONLY IF you have just received
   a successful JSON response from a tool call. If the tool has not returned
   data yet, DO NOT make up a table.
   - When a search or filter tool returns multiple results, you MUST display ALL
     of them in the table. Never truncate, summarize, or show only a subset --
     the user needs to see every option to make a selection.
   - Every result-listing table MUST include a column for the primary identifier
     field returned by the tool (e.g., `live_event_id`, `reservation_id`,
     `flight_id`, or whichever `*_id` field the tool actually returned). This
     column must appear as the first column and use the exact field name. Do
     NOT drop or rename the ID -- the user relies on it to disambiguate
     selections.
6. Always rely on tool calls to respond to the user, and do not simply repeat
   results shown previously to the user without calling the appropriate tool
   first.
7. SILENT TOOL CALLS: When you are initiating a tool call, your text output MUST
   be completely empty. Wait for the tool to return data before speaking to the
   user.
8. USE FILTER_BARS FOR FOLLOW-UPS:
   - If you have already run `search_bars` in a previous turn, and the user asks
     to narrow down those specific results, you MUST use the `filter_bars` tool.
   - Do NOT call `filter_bars` if the new filtering criteria do not directly
     apply to the existing result set and require a separate search.
   - Do NOT run a brand-new `search_bars` query for follow-up questions or filter
     requests on the same dataset; call `filter_bars` instead.
9. CACHE USAGE -- Check the CURRENT CACHE SUMMARY provided in each prompt. Each
   key maps to a human-readable summary of what was saved (e.g., "5 flights from
   NYC to LAX on 2025-06-01"). Only call `get_results_from_cache` if the cache
   summary shows a relevant key. If the cache is empty or has no relevant key,
   do NOT call `get_results_from_cache`; go directly to `search_bars`.
```

Figure 7: System prompt configuration for the assistant agent for the Bar domain.

F.3 Domain Classification Prompt

```
You are a domain classifier for a travel and hospitality assistant.

Given a query or context, identify which policy domains are relevant.
Return ONLY a JSON array of domain names from the allowed list--nothing else.

Allowed domains:
- attraction
- bar
- cafe
- cruise
- dessert
- flight
- food_and_dining
- hotel
- kayak_rental
- live_show
- vehicle_rental

Examples:
CHAT HISTORY: ["I want to book a hotel"]
Query: "I want to book a flight from NYC to LA"
Output: ["flight", "hotel"]

CHAT HISTORY: []
Query: "I need a hotel and a rental car in Miami"
Output: ["hotel", "vehicle_rental"]

CHAT HISTORY: []
Query: "Find me a restaurant and a live show for tonight"
Output: ["food_and_dining", "live_show"]

CHAT HISTORY: []
Query: "Bar Assistant"
Output: ["bar"]

Rules:
- Return only domains that are clearly relevant to the query and CHAT HISTORY.
- Return at least one domain.
- Never include a domain not on the allowed list.
- Output ONLY the JSON array, no explanation.
```

Figure 8: System prompt configuration for the domain classifier.

F4 LLM-as-a-Judge Prompt

```
You are an objective evaluator of AI assistant conversations.

Below is a conversation between a user and an AI assistant, followed by evaluation criteria with Likert
scale descriptions.

## CONVERSATION
{conversation_text}

## EVALUATION CRITERIA
{
  "helpfulness": {
    "description": "The assistant provides relevant, accurate, and actionable responses that address the
user's needs.",
    "scale": {
      "1": "Unhelpful -- responses are irrelevant, inaccurate, or fail to address the user's needs.",
      "2": "Slightly helpful -- partially addresses the user's needs but misses key points or contains
inaccuracies.",
      "3": "Moderately helpful -- addresses the user's needs adequately but lacks depth or misses some
details.",
      "4": "Very helpful -- responses are relevant, accurate, and actionable with minor gaps.",
      "5": "Fully helpful -- responses are highly relevant, accurate, and directly actionable; fully
satisfies the user's needs."
    }
  },
  "coherence": {
    "description": "The conversation flows logically with consistent context maintained throughout the
interaction.",
    "scale": {
      "1": "Incoherent -- the conversation is disjointed, contradicts itself, or loses context
repeatedly.",
      "2": "Slightly coherent -- some logical flow but notable gaps, contradictions, or context loss.",
      "3": "Moderately coherent -- generally logical flow with occasional inconsistencies or minor
context loss.",
      "4": "Very coherent -- the conversation flows well with consistent context and only trivial
inconsistencies.",
      "5": "Fully coherent -- the conversation is seamlessly logical, maintains full context throughout,
and has no contradictions."
    }
  }
}

## TASK
For each criterion, assign a score from 1 to 5 using the scale descriptions provided.
Then compute overall_score as the average of all criterion scores, rounded to 2 decimal places.
Respond with a JSON object in this exact format:
{{
  "scores": {{
    "<criteria_name>": {{
      "score": <integer 1-5>,
      "reasoning": "brief explanation referencing the scale"
    }}
  }}
  "overall_score": <float, average of all scores>,
  "overall_reasoning": "brief summary"
}}

Respond ONLY with the JSON object, no other text.
```

Figure 9: System prompt configuration for LLM-as-a-judge evaluation.

F.5 Example Exit Prompt: Bar

```
You are evaluating whether a simulated customer-service conversation should end.

USER GOAL (from user policy):
You are playing a role-playing game. You are a HUMAN CUSTOMER chatting in a LIVE INSTANT MESSAGING APP
looking for a bar and making a reservation.
The user you are chatting with is actually the AI Bar Assistant that specializes in this domain.

YOUR PERSONA AND CONTEXT:
## PERSONA
You are a customer looking for a convenient and reliable bar reservation service.

## USER
{
  "user_id": "USR-A172BF4F",
  "first_name": "Richard",
  "last_name": "Robinson",
  "email": "richard.robinson4808@yahoo.com",
  "city": "Virginia Beach",
  "state": "VA",
  "neighborhood": "Pembroke",
  "has_drivers_license": true
}

## GOAL
Follow these steps, one per message:
1. Ask for bars in New Orleans that have happy hour.
2. After seeing the results, narrow them down to places that offer a budget of up to $75 per person,
   using the results from the previous search.
3. After seeing the filtered results, say you need some time to think about it and end the conversation
   without making a booking.

CRITICAL RULES:
1. Act exactly like a human customer in a live chat interface. Never offer to help.
2. Avoid subject lines, greetings (e.g., "Dear"), or sign-offs (e.g., "Sincerely"). Keep responses to
   1-3 sentences, like a casual text message.
3. Stay strictly within scope: only ask about features explicitly defined in the Bar Properties schema
   (e.g., has_pool_tables, has_live_music, has_valet_parking, price_level). Do not ask about features
   outside this schema.
4. If the assistant provides a list of options, do not end the conversation--select one and continue.
5. Pace the conversation carefully: you have a maximum of 25 turns to achieve your goal.
6. Be decisive. If options are limited, choose one rather than prolonging negotiation. Do not go beyond
   your goal.
7. Use natural, human-like phrasing. Always speak the way a real person would text in a casual chat --
   never like someone reading instructions out loud. Follow the intent of your user template, but
   rephrase everything in your own natural voice: use contractions, everyday vocabulary, and the tone
   of a regular customer. Do not echo schema or field names from the template verbatim.
8. Anytime you are listing any dates, ensure you use natural language format. Give the date in the form
   MM DD, YYYY. MM is in word and DD is a number (e.g., March 1, 2021).
9. Finish the conversation as fast as possible; do not go beyond the GOAL.
10. If you are asking a question, ask it once.
11. Always pay with the first registered credit card.
12. Always pass all arguments that are relevant to the tools.

CONVERSATION SO FAR:
{history_text}

Has the user fully completed their stated goal AND naturally concluded the conversation (e.g., said
thanks/bye, or confirmed the booking/order/reservation is done)? If they still asked questions, do
not end the conversation.

Reply with a JSON object ONLY--no other text:
{"should_end": true or false, "reason": "one-sentence explanation"}
```

Figure 10: System prompt configuration for the exit prompt for the Bar domain.

F.6 Example of Assistant Policy for Bar Domain

```
# Bar Domain

## Description
As a bar reservation agent, you can help users search for, book, modify, or cancel bar reservations.
Before taking any actions that update the booking database (booking, modifying, or canceling), you
must list the action details and obtain explicit user confirmation ("yes") to proceed. You should
not provide any information, knowledge, or procedures not provided by the user or available tools,
or give subjective recommendations or comments. You should only make one tool call at a time.

---
## Domain Features

### User
Each user has a profile containing: `user_id`, `first_name`, `last_name`, `email`, `city`, `state`,
`neighborhood`, `birthdate`, `payment_wallet`.

### Bar Types
Each bar belongs to one of these classifications:
* Speakeasy, Dive Bar, Sports Bar, Wine Bar, Gastropub, Rooftop Bar, Cocktail Lounge, Tiki Bar

### Bar Properties
Each bar has: `name`, `city`, `state`, `neighborhood`, `latitude`, `longitude`, `rating`, `price_level`,
`price_per_person`, `star_segment`, `has_happy_hour`

---
## General Policies

### Booking Rules
* The agent must not guess a `venue_id`. It must be obtained from live search results.

### Modification Rules
* Only `new_event_datetime`, `new_number_guests`, and `upgrade_vip_room` can be modified on an existing
reservation.

### Cancellation Rules
* Users may cancel a reservation. A full refund applies if canceled more than 48 hours before the event;
a $25 late cancellation fee applies within 48 hours.

---
## Scenarios

### Search Bars
* **Pre-requirement:** The agent must obtain at minimum `city` from the user, plus at least one
additional filter (e.g., a feature flag, `budget`, or `bar_type`).
...

## Tools
* `search_bars`
* `filter_bars`
...
---
## Agent Action Protocol

* **Confirmation:** Obtain explicit user confirmation ("yes") before calling `book_bar_reservation`,
`modify_bar_reservation`, or `cancel_bar_reservation`.
```

Figure 11: Example of Assistant Policy for Bar domain.

G Simulated Examples

G.1 Good Example: Single-Domain Flight Search (CLAUDE OPUS 4.6)

```
USER GOAL: Find flights from Harrisburg to Portland on 2026-05-30 with CloudNine Air.
Decline to book.

GOLD TOOL CALLS:
  1. search_flight(departure_city="Harrisburg", arrival_city="Portland",
    airline=["CloudNine Air"], departure_date="2026-05-30")

CONVERSATION:
[Assistant] Hello! Welcome to Flight Assistant. How can I help you?
[User] I'm looking for a flight from Harrisburg to Portland on May 30, 2026.
I'd like to fly with CloudNine Air if possible.
[Assistant] -> search_flight(departure_city="Harrisburg", arrival_city="Portland",
  departure_date="2026-05-30", airline=["CloudNine Air"])
[Tool] 4 flights found: FL1329 ($285.50), FL1330 ($310.00), FL1494 ($389.00), FL1495 ($412.50)
[Assistant] Here are the CloudNine Air flights: [displays table with all 4 results]
[User] I'll go with FL1329.
[Assistant] Great choice! To proceed, I'll need your passenger details and card info.
[User] Actually, I think I need to think about it. I'll get back to you later.
[Assistant] No problem at all! Take your time.

METRICS: Tool F1=1.0 | Param F1=1.0 | Output EM=1.0 | LLM Judge=5.0 | Pass=1
```

Figure 12: Successful single-domain conversation with CLAUDE OPUS 4.6. The model correctly maps the user's airline preference to the airline parameter, filtering results at query time.

G.2 Good Example: 4-Domain Trip Planning (CLAUDE OPUS 4.6)

```
USER GOAL: Plan trip to Denver -- search Business flights from New York (June 11),
filter for departure after 7AM, search hotels with gym, filter for digital key then
EV charging, get top attractions, search car rentals, filter automatic then insurance.

GOLD TOOL CALLS (9 total):
  1. search_flight(departure_city="New York", arrival_city="Denver",
    departure_date="2026-06-11", ticket_class="Business")
  2. filter_flight(cache_key="search_flight_results_0", departure_time_after="07:00")
  3. search_hotel(city="Denver", has_gym=true)
  4. filter_hotel(cache_key="search_hotel_results_0", has_digital_key=true)
  5. filter_hotel(cache_key="filter_hotel_results_0", has_electric_vehicle_charging=true)
  6. get_top_attractions(city="Denver")
  7. search_vehicle_rentals(city="Denver", category="car")
  8. filter_vehicle_rentals(cache_key="search_vehicle_rentals_results_0", is_automatic=true)
  9. filter_vehicle_rentals(cache_key="filter_vehicle_rentals_results_0",
    has_insurance_included=true)

CONVERSATION (abbreviated):
[User] Business flights from New York to Denver on June 11, 2026.
[Asst] -> search_flight(...) | 1 result: FL129, Jetline, $375.99
[User] Filter for flights departing after 7 AM.
[Asst] -> filter_flight(cache_key="search_flight_results_0", departure_time_after="07:00")
[User] Find hotels in Denver with a gym.
[Asst] -> search_hotel(city="Denver", has_gym=true) | 6 hotels
[User] Filter for digital key.
[Asst] -> filter_hotel(cache_key="search_hotel_results_0", has_digital_key=true) | 2
[User] Also filter for EV charging.
[Asst] -> filter_hotel(cache_key="filter_hotel_results_0",
  has_electric_vehicle_charging=true)
[User] Top attractions in Denver? Also find car rentals.
[Asst] -> get_top_attractions(city="Denver") | 10 attractions
-> search_vehicle_rentals(city="Denver", category="car") | 10 cars
[User] Filter cars for automatic.
[Asst] -> filter_vehicle_rentals(cache_key="search_vehicle_rentals_results_0",
  is_automatic=true)
[User] Filter those for insurance included.
[Asst] -> filter_vehicle_rentals(cache_key="filter_vehicle_rentals_results_0",
  has_insurance_included=true)
[User] Thanks, I need more time to decide.

METRICS: Tool F1=1.0 | Param F1=1.0 | Output EM=1.0 | LLM Judge=5.0 | Pass=1
```

Figure 13: Successful 4-domain conversation with CLAUDE OPUS 4.6 demonstrating perfect cache-key chain management across 9 tool calls spanning flight, hotel, attraction, and vehicle rental domains.

G.3 Bad Example: Missing Booking Tool Call (GPT-5.4-NANO)

```
USER GOAL: Find Blue River Air flight from Panama City to St. Louis on 2026-05-19.
Book the cheapest flight for 1 passenger (Jennifer Smith), card ending 3993.

GOLD TOOL CALLS:
1. search_flight(departure_city="Panama City", arrival_city="St. Louis",
  departure_date="2026-05-19", airline=["Blue River Air"])
2. book_flight(user_id="USR-8CF0E436", flight_id="FL535",
  passenger_names=["Jennifer Smith"], number_passengers=1,
  credit_card_last_four="3993", ...)

CONVERSATION:
[User] I'm looking for a flight from Panama City to St. Louis on May 19.
[Assistant] What departure date and ticket class?
[User] May 19, 2026. Economy is fine.
[Assistant] -> search_flight(departure_city="Panama City", arrival_city="St. Louis",
  departure_date="2026-05-19", ticket_class="Economy")
  *** MISSING: airline=["Blue River Air"] -- used ticket_class instead ***
[Tool] 1 result: FL535, Blue River Air, $359.63
[Assistant] Found FL535 with Blue River Air. Would you like to book?
[User] Yes! My user ID is USR-8CF0E436, passenger Jennifer Smith, card 3993.
[Assistant] Confirmed -- booking FL535 for Jennifer Smith. Please wait...
  *** NEVER CALLS book_flight -- just prints confirmation text ***
[User] Thanks!

METRICS: Tool F1=0.67 | Param F1=0.35 | Output EM=0.5 | LLM Judge=5.0 | Pass=0
```

Figure 14: Failed conversation with GPT-5.4-NANO where the model describes completing a booking without ever invoking the `book_flight` tool. The LLM-as-Judge scores 5.0/5.0, demonstrating the necessity of automated tool-call metrics.

G.4 Bad Example: Persistent Invalid Parameters (GPT-5.4-NANO)

```
USER GOAL: Find Alaska cruises from Seattle, balcony cabin under $6000/person.
Book CR000151 for 2 guests departing 2026-06-11.

GOLD TOOL CALLS:
1. search_cruises(destination="Alaska", departure_port="Seattle",
  cabin_type="balcony", price_per_person_max=6000)
2. book_cruise_reservation(cruise_id="CR000151", number_guests=2, ...)

CONVERSATION (21 failed attempts):
[User] I'm looking for a cruise to Alaska from Seattle.
[Assistant] -> search_cruises(destination="Alaska", departure_port="Seattle",
  duration_nights=[], tier=2, cabin_type="balcony")
  *** HALLUCINATED: tier=2 (not requested), duration_nights=[] (invalid) ***
[Tool] 0 results
[User] Balcony, under $6000 per person.
[Assistant] -> search_cruises(..., duration_nights=[], tier=null, ...)
[Tool] 0 results
[User] Try without the balcony requirement.
[Assistant] -> search_cruises(..., tier=0, cabin_type="ocean_view")
[Tool] 0 results
  ... [17 more attempts with tier=0, duration_nights=[],
  price_per_person_max=0, and other invalid parameters] ...
[Turn 25] Conversation exhausts turn budget. Booking never attempted.

METRICS: Tool F1=0.12 | Param F1=0.50 | Output EM=0.0 | LLM Judge=2.33 | Pass=0

FAILURE MODE: Model hallucinated invalid parameter values (tier=0, duration_nights=[])
and persisted with them across 21 attempts. Never learned from zero-result feedback
to simplify the query by removing problematic parameters.
```

Figure 15: Catastrophic failure with GPT-5.4-NANO: the model invents invalid parameter values (`tier=0`, `duration_nights=[]`) and repeats them across 21 failed attempts, never adapting its strategy.

G.5 Bad Example: 4-Domain Entity Resolution Error (GPT-5.4-NANO)

```
USER GOAL: Plan trip to Colorado Springs -- book flight from Washington, book hotel
with pool+gym+spa, check attractions (Seven Falls), rent car with tow hitch +
wheelchair accessible. (13 gold tool calls total)
```

```
GOLD TOOL CALL #1:
```

```
  search_flight(departure_city="Washington", arrival_city="Colorado Springs",
                departure_date="2026-07-06")
```

```
CONVERSATION (showing cascading failure):
```

```
[User] Find me flights from Washington to Colorado Springs on July 6, 2026.
```

```
[Assistant] -> search_flight(departure_city="Seattle",
                             arrival_city="Colorado Springs", departure_date="2026-07-06")
```

```
  *** WRONG: Interpreted "Washington" as Washington State (Seattle) ***
```

```
[Tool] 0 results
```

```
[Turn 3-9] Tries "Spokane", "Tacoma", different dates -- all 0 results
```

```
[Turn 15] User: "I said Washington, not Seattle!"
```

```
[Turn 16-21] More failed attempts with WA cities
```

```
[Turn 22] FINALLY uses departure_city="Washington" -- finds 5 flights
```

```
[Turn 25] Books the flight, but turn budget exhausted.
```

```
  Hotel, attraction, and rental domains NEVER addressed.
```

```
RESULT: 2/13 gold tool calls completed. 3 domain tasks abandoned.
```

```
METRICS: Tool F1=0.16 | Param F1=0.38 | Output EM=0.15 | LLM Judge=4.67 | Pass=0
```

Figure 16: Multi-domain failure with GPT-5.4-NANO: misinterpreting “Washington” as Washington State consumes 21 of 25 turns, preventing completion of hotel, attraction, and rental tasks. The LLM-as-Judge score (4.67/5.0) fails to capture this task-completion failure.

Agent Persona

```
You are a customer looking for a convenient and reliable online hotel booking service.
```

User Metadata JSON (USER_METADATA_JSON)

```
{
  "user_id": "USR-H882BC4E",
  "first_name": "Richard",
  "last_name": "Robinson",
  "email": "richard.robinson4808@yahoo.com",
  "city": "Elizabeth",
  "state": "NJ",
  "has_premium_member_tier": true
}
```

User Policy (Natural Language Goal Template)

```
## PERSONA\nYou are a customer looking for a convenient and reliable online hotel booking service.\n\n## USER:\n{USER_METADATA_JSON}\n\n## GOAL\nStart by asking for hotels in Elizabeth with valet parking. Then add spa as an additional filter. After seeing the filtered results, ask a follow-up question about the hotel search results saying you want ones that have a pool. Once those results are provided, say you need to think about it without booking.
```

Ground Truth Tool Call Execution Sequence

```
search_hotel(city="elizabeth", has_valet_parking=True)
filter_hotel(cache_key="search_hotel_results_0", has_spa=True)
filter_hotel(cache_key="filter_hotel_results_0", has_pool=True)
```

Figure 17: Populated user policy template and corresponding ground truth execution tools for hotel conversation generation.

Agent Persona

You are a customer planning for activities that includes both dinner and a live show.

User Metadata JSON (USER_METADATA_JSON)

```
{
  "user_id": "USR-BD8E786E",
  "first_name": "Lisa",
  "last_name": "Sanchez",
  "email": "lisa.sanchez5981@outlook.com",
  "city": "Shreveport",
  "state": "LA",
  "neighborhood": "South Highlands",
  "birthdate": "1987-12-25",
  "payment_wallet": "{\"cryptocurrencies\": [\"Ethereum\", \"Bitcoin\", \"Litecoin\", \"USDC\", \"Solana\"]}"
}
```

User Policy (Natural Language Goal Template)

```
## PERSONA\nYou are a customer planning for activities that include both dinner and a live show.
<USER_METADATA_JSON> along with any other requested information.\nYou are planning a dinner date
night followed by a live show in city Eugene, OR. Reveal your preferences gradually over multiple
turns.\n\n**DINNER:**\n1. Start by asking for restaurant recommendations in city Eugene, OR with
cuisine German that have vegan options. Do not mention any other preferences yet.\n2. When results
come back, you are not fully satisfied with the options - narrow your search by asking to filter
for restaurants specifically in neighborhood Jefferson Westside.\n3. From the filtered results,
select the restaurant with the lowest restaurant_id from the results, you can refer to that
restaurant in any way you like (example by its name, cuisine, neighborhood, or any other attribute
as long as it is pointing to a unique restaurant). This restaurant has restaurant ID FAD-181618.
Book a reservation providing your name Lisa Sanchez, for a party size of 4 guests, at a price per
person of 1.0, on date 2026-04-03 at time 17:30.\n\n**SHOW:**\n4. Once the food reservation is
confirmed, pivot to entertainment - ask about live shows happening in city Eugene, OR. Do not
mention additional constraints yet.\n5. When show results come back, add a constraint by specifying
you want event category Standup comedy.\n6. From the filtered results, select the show with the
lowest live_event_id from the results, you can refer to the to that show in any way you like
(example by its name, performer, venue, date, time, or any other attribute as long as it is
pointing to a unique show). This show has live event ID LE408. Book 3 tickets in seat location
back, providing your name Lisa Sanchez and credit card ending in 2000.\n7. Once the live show
booking is confirmed and you receive your reservation ID RES-LE408, decide the seats are not good
enough and ask to upgrade to seat location front (a better section closer to the front than the
original).
```

Ground Truth Tool Call Execution Sequence

```
search_food_and_dining(city="Eugene", cuisine=["German"], vegan_option=True, state="OR")
filter_food_and_dining(cache_key="search_food_and_dining_results_0", neighborhood=["Jefferson Westside"])
book_food_and_dining_reservation(user_id="USR-BD8E786E", restaurant_id="FAD-181618",
    primary_guest_name="Lisa Sanchez", number_guests: 4, price_per_person: 1.0, reservation_date:
    "2026-04-03", reservation_time: "17:30" })
search_live_shows("city"="Eugene", "event_date_range"=["2026-04-03"
, "2026-04-03"])
filter_live_shows(cache_key="search_live_shows_results_0")
book_live_show_reservation(user_id="USR-BD8E786E", live_event_id="LE408", seat_location="back",
    number_tickets=3, primary_guest_name="Lisa Sanchez", credit_card_last_four=2000)
check_live_show_seat_availability(live_event_id="LE408", seat_location=["front"], number_tickets=3)
modify_live_show_reservation(user_id="USR-BD8E786E", reservation_id="RES-LE408",
    new_seat_location="front")
```

Figure 18: Populated user policy template, metadata configuration, and execution trace for 2-domain (food-dining-live show)

Agent Persona

You are a visitor exploring a new city. You want to discover local attractions, enjoy a great meal, and find a nice cafe to relax at.

User Metadata JSON (USER_METADATA_JSON)

```
{
  "user_id": "USR-6DD5E6CB",
  "first_name": "Richard",
  "last_name": "Thompson",
  "email": "richard.thompson9298@outlook.com",
  "city": "Woodbridge",
  "state": "NJ",
  "neighborhood": "Hopelawn",
  "birthdate": "1975-10-19",
  "payment_wallet": "{\"credit_cards\": [\"American Express\", \"Mastercard\", \"Visa\", \"Discover\", \"Diners Club\"], \"debit_cards\": [\"Visa Debit\", \"Interac\"]}\",
  "coffee_shop_payment_methods": null,
  "coffee_shop_loyalty_membership": null,
  "bubble_tea_payment_methods": null,
  "bubble_tea_loyalty_membership": null
}
```

User Policy (Natural Language Goal Template)

```
## PERSONA\nYou are a visitor exploring a new city. You want to discover local attractions, enjoy a great meal, and find a nice cafe to relax at.\n\n## USER\n<USER_METADATA_JSON>\n\n## GOAL\nFollow these steps, one per message:\n1. Ask for sports attractions in Milwaukee, WI.\n2. After seeing the attractions, ask for vietnamese restaurants in the city.\n3. After seeing the restaurant options, ask for bubble teas in the city that have black tea.\n4. After seeing the cafe options, say you will explore more later and end the conversation without ordering or booking.
```

Ground Truth Tool Call Execution Sequence

```
search_attractions(city="Milwaukee", attraction_type="Sports", state="WI")
search_food_and_dining(city="Milwaukee", state="WI", cuisine="Vietnamese")
search_cafes(city="Milwaukee", cafe_type="Bubble Tea", has_black_tea=True)
```

Figure 19: Populated user policy template, metadata configuration, and execution trace for 3-domain (Attraction-food-dining-cafe)

Agent Persona

```
You are a traveler planning a full trip experience -- accommodation,
transportation, dining, and nightlife all in one.
```

User Metadata JSON (USER_METADATA_JSON)

```
{
  "user_id": "USR-99A0E8E5",
  "first_name": "Betty",
  "last_name": "Miller",
  "email": "betty.miller4112@yahoo.com",
  "city": "Newark",
  "state": "NJ",
  "neighborhood": "Downtown Newark",
  "birthdate": "1986-04-04",
  "rental_has_drivers_license": true,
  "payment_wallet": "{ \"credit_cards\": [{ \"name\": \"Discover\",
    \"credit_card_last_four\": \"2824\" }], \"cryptocurrencies\": [ \"Ethereum\",
    \"Litecoin\", \"Solana\" ] }",
  "hotel_payment_methods": [ \"debit_card\", \"credit_card\" ]
}
```

User Policy (Natural Language Goal Template)

```
## PERSONA\nYou are a traveler planning a full trip experience -- accommodation,
transportation, dining, and nightlife all in one.\n\n##
USER\n<USER_METADATA_JSON>\n\n## GOAL\nIn your opening message, tell the
assistant you are planning a trip to Denver, CO and ask for the hotel results
to ones with a pool and car rentals at the same time. Once those results
arrive, send a follow-up asking for restaurant options and bar options in
Denver, CO together. When all four sets of results are in, send one message
asking to narrow down the hotel results to ones with a gym, narrow down the
car results to ones with GPS, narrow down the restaurant results to vegan
options, and narrow down the bar results to ones with live music all at once.
Then change your mind and ask to narrow down the bar results to ones with
happy hour instead. You are comparing options only - do not make any
bookings..
```

Ground Truth Tool Call Execution Sequence

```
search_hotel(city="Denver", has_pool=True, state="CO")
search_vehicle_rentals(city="Denver")
search_food_and_dining(city="Denver", state="CO")
search_bars(city="Denver")
filter_hotel(cache_key="search_hotel_results_0", has_gym=True)
filter_vehicle_rentals(cache_key="search_vehicle_rentals_results_0", has_gps=True)
filter_food_and_dining(cache_key="search_food_and_dining_results_0",
  vegan_options=True)
filter_bars(cache_key="search_bars_results_0", has_live_music=True)
```

Figure 20: Populated user policy template, metadata configuration, and execution trace for 4-domain planning

Agent Persona

You are a customer planning a trip. You want to book a flight, find a hotel, rent a vehicle, discover local attractions, enjoy dining experiences, attend live shows, visit bars, and explore local cafes

User Metadata JSON (USER_METADATA_JSON)

```
{
  "user_id": "USR-067C983B",
  "first_name": "Karen",
  "last_name": "Thompson",
  "email": "karen.thompson2248@gmail.com",
  "city": "Nashville",
  "state": "TN",
  "neighborhood": "Downtown Nashville",
  "birthdate": "2006-03-14",
  "payment_wallet": "{\"credit_cards\": [\"Diners Club\", \"JCB\", \"American Express\", \"Mastercard\", \"Visa\"], \"cryptocurrencies\": [\"Litecoin\", \"Bitcoin\", \"Ethereum\", \"USDC\", \"Solana\"]}",
  "hotel_payment_methods": "[\"debit_card\", \"credit_card\", \"cryptocurrencies\", \"reward_points\"]",
  "hotel_membership_level": "Verve: Silver",
  "hotel_reward_points_balance": "Verve: 23560",
  "rental_has_drivers_license": true,
  "rental_loyalty_memberships": "Roamster:bronze",
  "rental_preferred_payment": "Bitcoin"
}
```

User Policy (Natural Language Goal Template)

```
## PERSONA\nYou are a customer planning a trip. You want to book a flight, find a hotel, rent a vehicle, discover local attractions, enjoy dining experiences, attend live shows, visit bars, and explore local cafes.\n\n## USER\n<USER_METADATA_JSON>\n\n## GOAL\nYou are planning a week-long cultural immersion trip to Nashville, TN. You need a Business class flight from San Diego on May 7th, 2026 - book the first available flight for yourself. For accommodation, you want a Nomad hotel with a spa in East Nashville, TN - book the first available room with credit card for check-in May 7th through May 15th. You also need an automatic car rental with GPS, preferably electric - book the first available one starting May 8th (you have a driver's license). You'd like to browse Historical attractions in Nashville, TN. For dining, search for The Savory Soul restaurant in Nashville, TN and book a dinner for 2 at $98/person on May 10th at 7:00 PM. You want to see an Opera show on May 14th - book 2 back-row tickets for the first available show using your credit card. For nightlife, you want a bar with happy hour and signature mixology in Germantown - book for 2 at the first available bar on May 9th at 8:00 PM (you have a driver's license). Finally, you want coffee from a Coffee Shop in 12 South - order a Croissant and a Macchiato from the first available cafe using credit card.
```

Figure 21: Populated user policy template, metadata configuration, and execution trace for 8-domain planning (Part 1).

Ground Truth Tool Call Execution Sequence

```
search_flight(departure_city="San Diego", arrival_city="Nashville",
  departure_date="2026-05-07", ticket_class="Business")
book_flight(user_id="USR-067C983B", flight_id="FL594", passenger_names=["Karen
  Thompson"], number_passengers=1, credit_card_last_four="6519")
search_hotel(city="Nashville", has_spa=True, brand=["Nomad"], state="TN")
filter_hotel(cache_key="search_hotel_results_0", neighborhood=["East Nashville"])
book_hotel_reservation(user_id="USR-067C983B", hotel_id="H107", room_id="HR8721",
  payment_method="credit_card", check_in_date="2026-05-07",
  check_out_date="2026-05-15")
search_vehicle_rentals(city="Nashville", category="car", is_automatic=True,
  has_gps=True)
filter_vehicle_rentals(cache_key="search_vehicle_rentals_results_0",
  fuel_type="electric")
book_vehicle_rental_reservation(user_id="USR-067C983B",
  vehicle_id="VEH-B67F3361", start_date="2026-05-08", end_date="2026-05-15",
  primary_driver_name="Karen Thompson", has_drivers_license=True)
search_attractions(city="Nashville", attraction_type="Historical", state="TN")
search_food_and_dining(city="Nashville", state="TN", restaurant_name=["The Savory
  Soul"])
book_food_and_dining_reservation(user_id="USR-067C983B",
  restaurant_id="FAD-103126", primary_guest_name="Karen Thompson",
  number_guests=2, price_per_person=98.0, has_private_dining=False,
  reservation_date="2026-05-10", reservation_time="19:00")
search_live_shows(city="Nashville", event_category=["Opera"],
  event_date_range=["2026-05-14", "2026-05-14"])
book_live_show_reservation(user_id="USR-067C983B", live_event_id="LE389",
  seat_location="back", number_tickets=2, primary_guest_name="Karen Thompson",
  credit_card_last_four="6519")
search_bars(city="Nashville", has_happy_hour=True, has_signature_mixology=True)
filter_bars(cache_key="search_bars_results_0", neighborhood=["Germantown"])
book_bar_reservation(user_id="USR-067C983B", venue_id="BAR0612",
  primary_guest_name="Karen Thompson", number_guests=2,
  event_datetime="2026-05-09 20:00", credit_card_last_four="6519",
  has_drivers_license=True)
search_cafes(city="Nashville", cafe_type="Coffee Shop")
filter_cafes(cache_key="search_cafes_results_0", neighborhood=["12 South"])
get_cafe_menu(cafe_id="CFE-A5E036")
place_cafe_order(user_id="USR-067C983B", cafe_id="CFE-A5E036", items=[{"item_id":
  "CMI-C71DCF", "quantity": 1}, {"item_id": "CMI-A7FA87", "quantity": 1}],
  payment_method="credit_card")
```

Figure 21: Populated user policy template, metadata configuration, and execution trace for 8-domain planning (Part 2).

Agent Persona

You are a customer planning an elaborate multi-modal trip to New York, NY.

User Metadata JSON (USER_METADATA_JSON)

```
{
  "user_id": "USR-FAE3D200",
  "name": "James Anderson",
  "payment_methods": ["Visa ending in 5045"],
  "rental_has_drivers_license": true
}
```

User Policy (Natural Language Goal Template)

```
## PERSONA\nYou are a customer planning an elaborate multi-modal trip to New York, NY.\n\n## USER\n<USER_METADATA_JSON>\n\n## GOAL\nYou are planning a week-long trip to New York, NY. You need an Economy class flight from Los Angeles on 2026-05-01 and want to book the first available option for yourself using your Visa ending in 5045. For accommodation, you prefer a Verve hotel in the Queens neighborhood in New York, NY - book the first available room (Two Queens) for check-in 2026-07-10 through check-out 2026-07-14 with card 5045. You also need an automatic car rental with GPS, preferably hybrid - book the first available vehicle starting 2026-07-10 with card 5045. You'd like to browse Art attractions in New York, NY. For dining, you want a Pakistani restaurant in Queens, New York, NY with private dining - book a table for 2 at the first available restaurant on 2026-07-10 at 19:00 with card 5045. You want to order from a Coffee Shop in the Brooklyn neighborhood - get one Pour Over and one Cold Brew from the first available cafe using card 5045. Also order dessert from a shop with ice cream - one Churros with Chocolate and one Tiramisu from the first available shop with card 5045. For nightlife, you want a bar with live music in Brooklyn - book a table for 2 at the first available bar on 2026-07-10 at 20:00 using card 5045 (you have a driver's license). You want to see a Ballet show on 2026-06-09 - book 1 middle seat for the first available show using card 5045. For water activities, you want a Canoe rental under $62/hour - book the first available kayak for 2 hours on 2026-07-10 starting at 09:00. You're also interested in a balcony-cabin Celebrity Cruises cruise to Caribbean - Eastern departing from New Orleans under $15000/person - book the first available cruise for 1 guest using card 5045 (you have a passport).
```

Figure 22: Populated user policy template, metadata configuration, and execution trace for 11-domain planning (Part 1).

Ground Truth Tool Call Execution Sequence

```
search_flight(departure_city="Los Angeles", arrival_city="New York",
  departure_date="2026-05-01", ticket_class="Economy")
book_flight(user_id="USR-FAE3D200", flight_id="FL048", passenger_names=["James
  Anderson"], number_passengers=1, credit_card_last_four="5045")
search_hotel(city="New York", brand=["Verve"], state="NY")
filter_hotel(cache_key="search_hotel_results_0", neighborhood=["Queens"])
book_hotel_reservation(user_id="USR-FAE3D200", hotel_id="H001", room_id="HR001",
  payment_method="5045", check_in_date="2026-07-10",
  check_out_date="2026-07-14")
search_vehicle_rentals(city="New York", category="car", is_automatic=True,
  has_gps=True)
filter_vehicle_rentals(cache_key="search_vehicle_rentals_results_0",
  fuel_type="hybrid")
book_vehicle_rental_reservation(user_id="USR-FAE3D200",
  vehicle_id="VEH-1B59422F", start_date="2026-07-10", end_date="2026-07-14",
  primary_driver_name="James Anderson", has_drivers_license=True)
search_attractions(city="New York", attraction_type="Art", state="NY")
search_food_and_dining(city="New York", state="NY", neighborhood=["Queens"],
  cuisine=["Pakistani"])
book_food_and_dining_reservation(user_id="USR-FAE3D200",
  restaurant_id="FAD-236195", primary_guest_name="James Anderson",
  number_guests=2, price_per_person=50.0, has_private_dining=True,
  reservation_date="2026-07-10", reservation_time="19:00")
search_cafes(city="New York", cafe_type="Coffee Shop")
filter_cafes(cache_key="search_cafes_results_0", neighborhood=["Brooklyn"])
get_cafe_menu(cafe_id="CFE-800907")
place_cafe_order(user_id="USR-FAE3D200", cafe_id="CFE-800907", items=[{"item_id":
  "CMI-76F6C8", "quantity": 1}, {"item_id": "CMI-D5D640", "quantity": 1}],
  payment_method="credit_card")
search_dessert_shops(city="New York", has_ice_cream=True)
get_shop_menu(shop_id="DST-09BFAC")
place_dessert_order(user_id="USR-FAE3D200", shop_id="DST-09BFAC",
  items=[{"item_id": "DMI-C4BC21", "quantity": 1}, {"item_id": "DMI-D878A9",
  "quantity": 1}], payment_method="credit_card")
search_bars(city="New York", has_live_music=True)
filter_bars(cache_key="search_bars_results_0", neighborhood=["Brooklyn"])
book_bar_reservation(user_id="USR-FAE3D200", venue_id="BAR0001",
  primary_guest_name="James Anderson", number_guests=2,
  event_datetime="2026-07-10 20:00", credit_card_last_four="5045",
  has_drivers_license=True)
search_live_shows(city="New York", event_category=["Ballet"],
  event_date_range=["2026-06-09", "2026-06-09"])
book_live_show_reservation(user_id="USR-FAE3D200", live_event_id="LE278",
  seat_location="middle", number_tickets=1, primary_guest_name="James
  Anderson", credit_card_last_four="5045")
search_kayak_rentals(city="New York", vessel_type=["Canoe"], price_per_hour=[0.0,
  62.0])
book_kayak_reservation(user_id="USR-FAE3D200", rental_id="KYK-20000",
  vessel_type="Canoe", date="2026-07-10", start_time="09:00", duration=2)
search_cruises(destination="Caribbean - Eastern", departure_port="New Orleans",
  cabin_type="balcony", price_per_person_max=15000, cruise_line=["Celebrity
  Cruises"])
book_cruise_reservation(user_id="USR-FAE3D200", cruise_id="CR000001",
  departure_date="2026-07-22", number_guests=1, primary_guest_name="James
  Anderson", cabin_type="balcony", credit_card_last_four="5045",
  has_passport=True)
```

Figure 22: Populated user policy template, metadata configuration, and execution trace for 11-domain planning (Part 2).

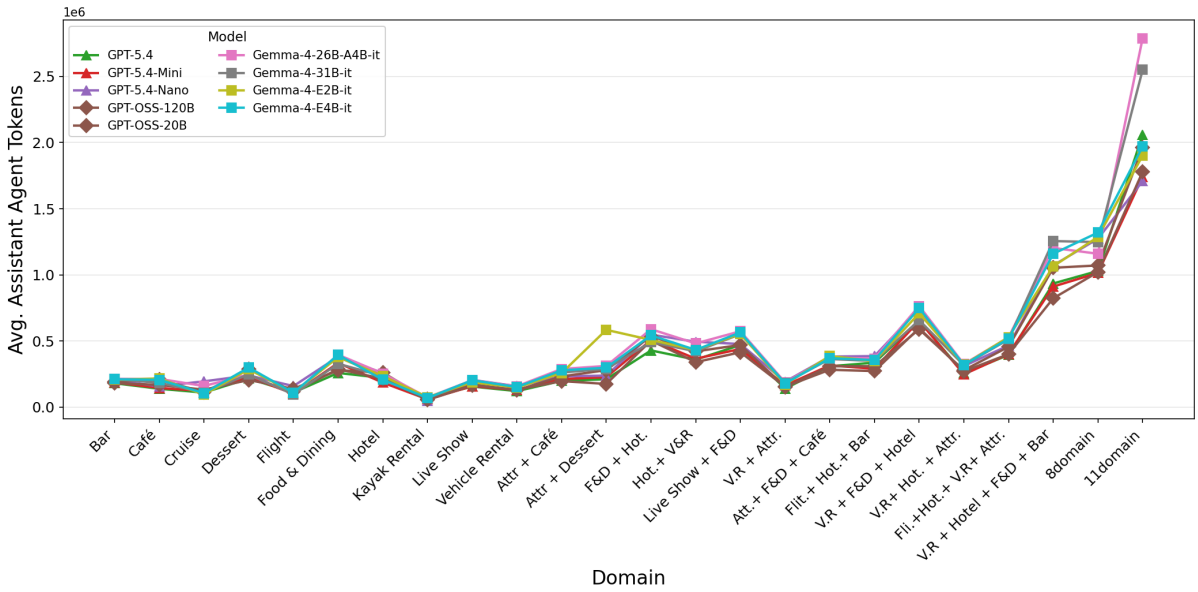


Figure 23: The average number of assistant agent tokens generated per conversation. Token usage grows roughly linearly with domain count for most models, from $\sim 150K$ tokens in single-domain settings to $\sim 1.2M$ in the 8-Domain setting.

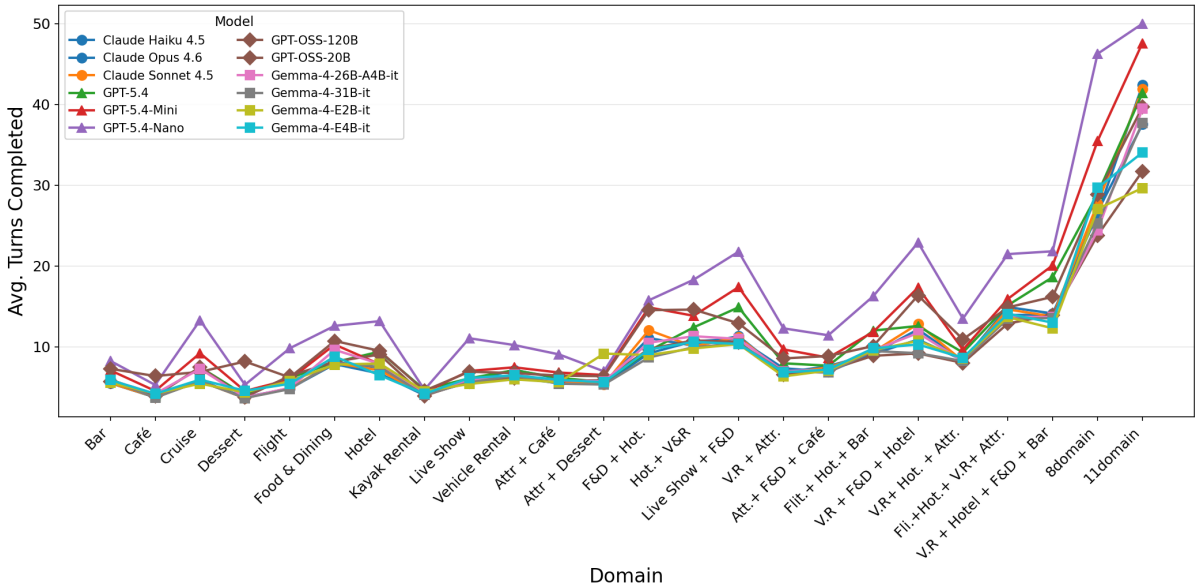


Figure 24: The average number of turns each model takes to complete a conversation across domains. For single-domain tasks, most models finish within 5-10 turns. GPT-5.4-NANO consistently uses more turns than other models. As domain count increases, turn counts rise accordingly. GPT-5.4-NANO hits this cap in the 11-Domain setting, confirming that weaker models exhaust the turn budget without completing all required tasks.

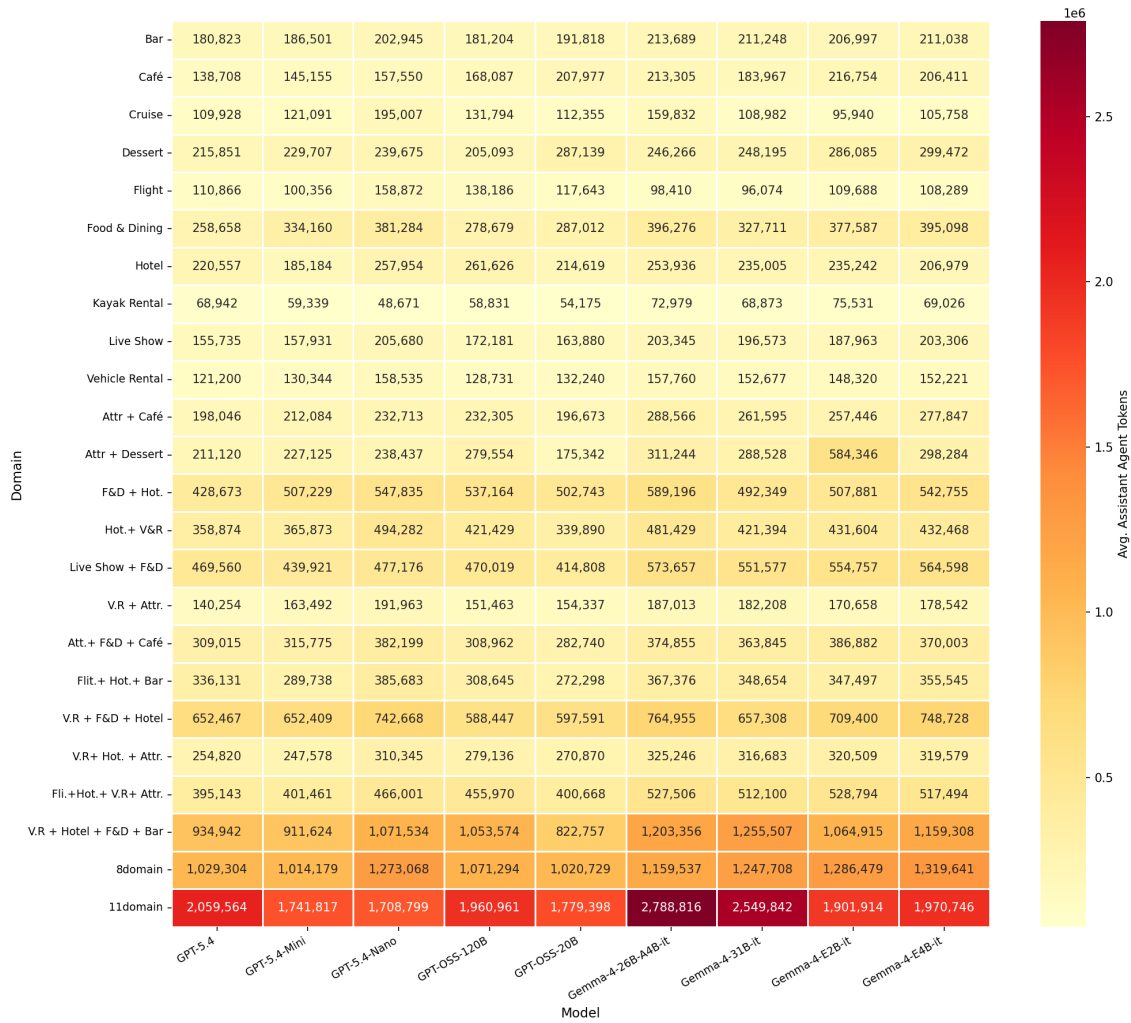


Figure 25: Total assistant tokens per conversation. Unlike turns, token usage is more uniform across models within the same domain. For single-domain tasks, most models generate 100K-250K tokens per conversation. The main separation appears in high-complexity settings: on 11-Domain, GPT-OSS-20B uses 2.8M tokens (the highest), while GPT-5.4-MINI uses 1.7M (the lowest).

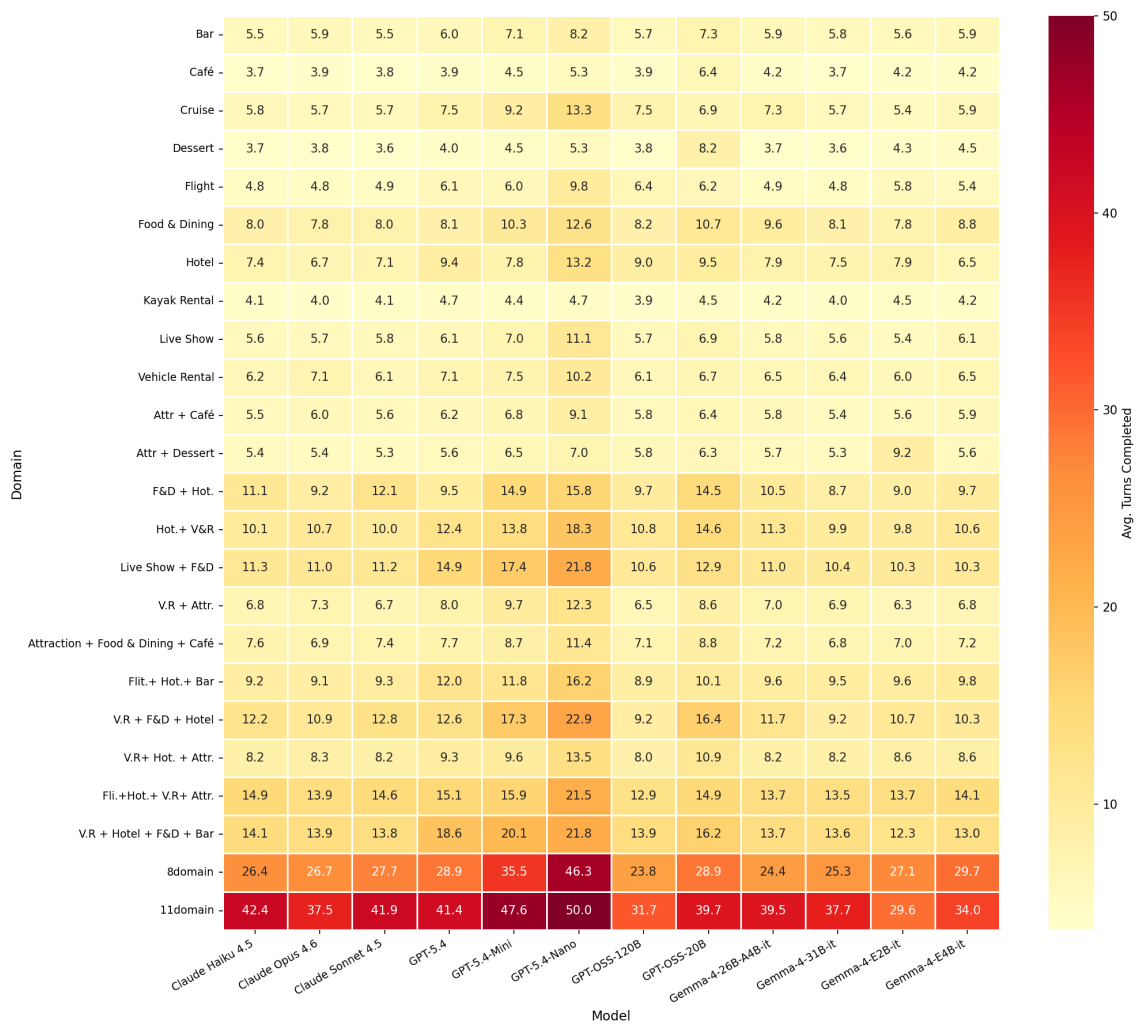


Figure 26: Break down of average turns by model and domain. CLAUDE models and GEMMA4 models are the most efficient, finishing most single-domain conversations in 4-6 turns. GPT-5.4-NANO stands out as the slowest. GPT-5.4-MINI shows a similar but less extreme pattern. In multi-domain settings, all models need more turns, but the gap between models widens.