

# Which LoRA? An Empirical Study on the Effectiveness of LoRA Techniques During Multilingual Instruction Tuning

Thamali Wijewardhana and Napoleon H. Reyes and Surangika Ranathunga

School of Mathematical and Computational Sciences

Massey University,

Auckland, New Zealand

{N.Wiewardhana, N.H.Reyes, S.Ranathunga}@massey.ac.nz

## Abstract

We investigate whether commonly available LoRA variants have an advantage over basic LoRA in multilingual instruction tuning. Experiments involving LoRA and four other variants on two datasets across diverse target languages show that there is no significant advantage in using more complex LoRA variants instead of basic LoRA, with respect to balancing cross-lingual transfer and knowledge retention. An analysis of hidden embeddings reveal that layer-wise language representation remains largely similar across LLMs fine-tuned with different LoRA techniques, suggesting that architectural novelty of LoRA techniques may not translate into better cross-lingual adaptation.

## 1 Introduction

Low-Rank Adaptation (LoRA) (Hu et al., 2022) is a prominent parameter-efficient fine-tuning (PEFT) technique that trains only a small set of low-rank matrices while freezing the original LLM parameters. Due to its success in getting LLMs adapted to new tasks and languages with fewer resources, many novel LoRA variants are being introduced (Yang et al., 2024). While they have been evaluated on English tasks, their efficacy is underexplored in the context of multilingual instruction tuning.

With the introduction of multilingual LLMs, instruction tuning is being used to adapt them for tasks in new languages (Garcia et al., 2026), and multilingual instruction tuning has shown to be better than its monolingual counterpart (Shaham et al., 2024). In multilingual instruction tuning, effective adaptation requires optimising multilingual transfer (the process of transferring knowledge learned in one language to another language) while preserving previously learned knowledge. Whether recent LoRA variants are better suited in achieving these is an open question.

Some research studied LoRA in cross-lingual settings, focusing on adapting them to low-resource

languages (LRLs) (Khade et al., 2025), factors impacting cross-lingual transfer (Khelli et al., 2025), improving language learning and knowledge retention (Owodunni and Kumar, 2025), and empirical studies on data availability (Whitehouse et al., 2024). Furthermore, Hassan and Chen (2026) proposed a method for effectively merging LoRA adapters for cross-lingual transfer. However, these investigations have been limited to basic LoRA. To the best of our knowledge, no study has comprehensively compared and analysed these LoRA variants in multilingual instruction tuning, particularly considering Low-resource languages (LRLs). While several recent studies have investigated the internal language representations of LLMs (Zhao et al., 2024; Wendler et al., 2024; Gurgurov et al., 2025; Tamo et al., 2026), to the best of our knowledge, none have analyzed the impact of LoRA-based instruction tuning on these representations.

We conduct an empirical evaluation of a selected set of LoRA variants for their ability to facilitate cross-lingual transfer while preserving previously gained knowledge during multilingual instruction tuning. We mainly focus on low-resource settings, selecting five linguistically diverse languages, Urdu (Ur), Swahili (Sw), Hindi (Hi), Bengali (Bn) and Telugu (Te) (referred to as target languages (TLs)) (See Appendix A for language details). Our experiments reveal that more complex LoRA variants do not have a significant advantage over basic LoRA, indicating that architectural modifications introduced in recent LoRA variants do not always translate into performance gains in multilingual instruction tuning. Using a layer-wise language representation analysis, we show that LoRA variants have not introduced noticeable language representation changes in the LLM. We also find that, in contrast to LoRA-based pre-training (Owodunni and Kumar, 2025), in instruction tuning, LoRA should be applied to all the layers, instead of just the final layers. Compared to Imam et al. (2026),

the closest to ours who focused only on African ASR, our work provides a broader investigation of language learning in LLMs (wider range of languages, model architectures, TL data mixtures, analyze the internal representations and layer-wise behavior of LLMs).

## 2 Methodology

### 2.1 LoRA Variants

Out of the numerous LoRA variants available (Yang et al., 2024), we selected the following: Weight-Decomposed Low-Rank Adaptation (**DoRA**), Vector-Based Random Matrix Adaptation (**VeRA**), Adaptive Low-Rank Adaptation (**AdaLoRA**), Principal Singular Values and Singular Vectors Adaptation (**PiSSA**). This selection was based on their level of acceptance by the research community<sup>1</sup>, the availability of their open-source implementations, and their computational feasibility within our available GPU resources.

**LoRA** (baseline) optimises LLM training by approximating weight updates through low-rank decomposition (Hu et al., 2022). **DoRA** decomposes pretrained weights into two distinct components (magnitude and direction) and fine-tunes both (Liu et al., 2024). **VeRA** employs one pair of frozen, randomly initialised matrices that are shared across all adapted layers, and inserts trainable scaling vectors for layer-wise adaptation (Kopiczko et al., 2024). **AdaLoRA** dynamically redistributes the parameter budget across the weight matrices based on their importance score (Zhang et al., 2023). **PiSSA** uses singular value decomposition to decompose the original weight matrix and trains only the principal components (Meng et al., 2024). Appendix B has more details on these LoRA techniques.

### 2.2 Main Experiments

Given that multilingual instruction tuning is better than monolingual instruction tuning (Shaham et al., 2024) (we confirm the same; See Table 14), we fine-tune the LLM with a mixture of English and TL data, and measure the performance on both languages. As the first step, we determine the optimal data mixture percentage between English and the TL to be used during instruction tuning. since Shaham et al. (2024) reported that during full parameter fine-tuning, even minimal multilingual exposure

<sup>1</sup>By considering the publication venue, number of citations for the relevant paper, their results as reported by other research.

	LoRA	DoRA	DoRA*	VeRA	AdaLoRA	PiSSA
Rank	8	16	8	1024	8	8
# Params(%)	0.26	0.36	0.27	0.02	0.26	0.26

Table 1: Rank and number of trainable parameters.

can significantly facilitate cross-lingual transfer, we evaluate four TL ratios: 0%, 1%, 10%, and 50% for LoRA-based fine-tuning.

Our investigation on the impact of hyper-parameters on different LoRA techniques follows a two-step approach. First, we assess each method using its optimal hyper-parameters. Second, to ensure a controlled comparison under a similar parameter budget, we fix the rank  $r$  to 8 and apply adapters to all linear layers of the transformer architecture.

Note that all except DoRA converge to an optimal rank of 8 (parameter budget of 0.26%) during hyperparameter tuning. DoRA reaches its peak performance at a  $r=16$ , with adapters applied to Q, K, V, Up and Down layers, resulting in a slightly larger parameter budget of 0.36% trainable parameters. To ensure a fair comparison, we introduce DoRA\*, in which  $r = 8$  and adapters are applied to all linear layers, matching the parameter budget of others. Table 1 presents the parameter budget and rank for each adapter configuration. The marginal increase of 0.01% in the number of trainable parameters for DoRA is due to the integration of learnable magnitude components (Liu et al., 2024). VeRA needs a higher rank under a similar parameter budget, which is infeasible due to hardware constraints.

In order to verify the generalizability of our findings, we carried out a series of ablation studies with respect to the size and the architecture of the LLM changes, when the task changes, and when the LoRA rank changes.

## 3 Experimental Setup

**Data:** We use the cross-lingual natural language inference (XNLI) dataset (Conneau et al., 2018) for main experiments (with Ur, Sw, Hi), and TyDiQA-GoldP (Clark et al., 2020), a question answering dataset for the ablation (with Sw, Bn, Te). For XNLI, we use 5,000 samples for training, 500 for validation and the full test portion (5010 samples) for testing. For TyDiQA-GoldP, we use subsets of the training set for training and validation (3000 for training, 696 for validation) and the entire validation set for testing (Following Ahuja et al. (2023)). For both datasets, we apply stratified random sampling. We use micro F1 score as evaluation metric.

**Models:** Preliminary experiments (Table 14)

Ln	%	LoRA	DoRA	DoRA*	VeRA	AdaLoRA	PiSSA
Ur	0	<b>89.66</b> ±0.4/65.36±1.7	89.22±1.2/65.76±0.5	89.11±0.9/66.16±1.5	86.85±0.5/64.80±1.0	89.24±1.0/66.49±1.4	88.61±0.7/64.90±0.9
	1	89.42±0.7/ <b>67.18</b> ±1.3	88.98±0.4/66.26±2.7	89.60±0.5/65.92±2.9	86.80±0.1/64.24±0.6	89.17±0.7/66.52±1.6	88.49±0.7/64.94±1.6
	10	88.72±0.6/60.31±2.3	88.77±1.0/62.92±5.8	88.77±0.3/65.89±2.9	87.10±0.1/64.03±1.2	89.49±0.8/58.92±1.8	87.70±0.4/65.96±3.1
	50	87.16±0.4/61.73±2.5	86.97±0.5/64.53±1.3	87.50±0.9/64.01±2.9	84.80±0.3/59.77±0.6	88.98±0.7/61.99±2.4	86.28±1.6/61.53±2.7
	Sw	0	89.67±0.4/61.10±2.8	89.22±1.2/62.30±0.5	89.11±0.9/62.61±1.7	86.85±0.5/59.65±1.7	89.24±0.3/62.66±3.4
1	89.61±0.2/64.36±1.7	89.38±0.1/64.37±2.4	89.88±0.1/ <b>65.52</b> ±3.5	86.85±0.1/62.61±1.6	<b>89.93</b> ±0.5/64.56±1.2	88.75±0.3/63.50±0.2	
10	88.98±0.3/59.27±2.7	88.96±0.5/65.09±0.9	89.22±0.3/64.93±1.4	87.43±0.2/63.54±1.8	88.19±0.5/56.94±5.0	87.73±0.6/64.02±0.9	
50	87.40±1.2/59.83±2.8	87.02±1.2/63.04±2.8	87.49±1.1/62.71±2.9	85.26±0.7/63.92±2.9	88.17±0.4/60.20±2.0	87.77±0.2/63.25±1.1	
Hi	0	<b>89.67</b> ±0.4/72.31±1.0	89.22±1.2/72.77±0.7	89.11±0.9/73.56±1.4	86.85±0.5/71.91±0.8	89.24±1.0/73.81±1.5	88.61±0.7/73.07±2.2
	1	89.31±0.4/74.81±1.5	89.37±0.6/ <b>75.86</b> ±0.8	89.66±0.5/74.47±1.8	86.81±0.1/73.00±0.3	88.49±1.0/72.71±2.5	88.28±0.6/73.40±0.4
	10	88.99±0.6/73.77±2.3	89.26±0.1/75.59±0.2	89.35±0.7/74.80±1.2	87.03±0.2/70.36±5.9	89.63±0.6/75.49±0.7	88.13±0.2/75.44±0.5
	50	87.87±1.8/73.71±1.4	88.01±0.7/74.68±0.5	87.24±1.7/73.04±1.9	85.55±0.7/73.38±0.9	88.84±0.5/73.68±1.5	87.31±0.4/74.27±1.6

Table 2: F1 scores across LoRA techniques during Llama-3.1-8B fine-tuning on XNLI (averaged over 3 random seeds). Each value is reported as **English F1 / Target-language F1**. **Bold** indicates the best result for each language and underline the second-best. Ln: Language; %: LRL percentage.

Metric	LoRA	DoRA	DoRA*	VeRA	AdaLoRA	PiSSA
ATT (Min)	46.12	88.14	110.25	45.83	<b>44.63</b>	76.75
AGU (%)	<b>37.15</b>	84.91	85.98	71.71	46.39	42.25
AMU (Mib)	22373	32633	38801	27478	21947	<b>21250</b>
MMU (Mib)	23387	33077	39281	28885	23571	<b>22087</b>
AGT (°C)	<b>41.76</b>	63.71	61.43	64.41	56.93	51.51

Table 3: Comparison of computational efficiency metrics across LoRA techniques during Llama-3.1-8B fine-tuning on XNLI. ATT: Avg. Training Time; AGU: Avg. GPU Utilisation; AMU: Avg. Memory Usage; MMU: Max. Memory Usage; AGT: Avg. GPU Temperature.

show that Llama-3.1-8B base is better than its instruct version. Therefore the former is used for subsequent experiments. To ensure generalizability of our findings, we extend a subset of our experiments to Llama-3.2-3B base (same model family, different size) and Qwen3-8B base (different model family, same size). We conduct a hyperparameter search starting from the values recommended for each LoRA variant (see Appendix D and Appendix E. **Our code will be released.**

## 4 Results

### 4.1 Main Experiments

Table 2 summarises the results (across 3 seeds) of instruction tuning Llama-3.1-8B with XNLI. Similar to findings for full-fine-tuning (Shaham et al., 2024), introduction of even a small proportion (1%) of TL data enhances performance in the TLs across configurations, with only three exceptions, and just a slight decline in En performance in most cases. Increasing the TL proportion further (to 10% and 50%) results in performance degradation for both English and TLs in most configurations.

Considering the peak performance across all LoRA types and TL percentages, the highest overall F1 scores for Ur, Sw, and Hi are achieved by LoRA, DoRA\*, and DoRA, respectively. However, an ANOVA test performed across all four language percentages indicates no statistically significant difference ( $F = 0.33$ ,  $p = 0.89$ ) among the

	LoRA	DoRA	VeRA	AdaLoRA	PiSSA
L	86.96/63.13	<b>87.30/63.25</b>	83.82/59.41	86.96/ <b>64.04</b>	85.36/62.07
Q	<b>91.13/64.34</b>	90.70/63.97	89.50/62.73	90.71 / 63.41	90.75/63.74

Table 4: Average F1 scores of LoRA techniques on the XNLI dataset for Llama-3.2-3B (L) and Qwen3-8B (Q).

LoRA variants on TL performance. On En performance, there is a significant difference ( $F = 5.14$ ,  $p = 0.0002$ ) and post-hoc comparisons via Tukey’s HSD yield a distinct performance hierarchy: LoRA = DoRA = DoRA\* = AdaLoRA > PiSSA > VeRA. VeRA forces all layers to share identical global  $A$  and  $B$  matrices, restricting updates to a single subspace. We believe that this shared configuration is a potential disadvantage for prior knowledge preservation.

As reported in Table 3, no single LoRA variant dominates across all efficiency dimensions. LoRA demonstrates a favorable efficiency profile, with AdaLoRA being the second best. DoRA and DoRA\* demonstrate the least favorable efficiency profile (ranked at the bottom for 4/5 of the metrics).

### 4.2 Experimenting with Different LLMs

We use 1% ratio (which gave the best result) in subsequent experiments. Table 4 illustrates the average performance across all three TLs for both Llama-3.2-3B and Qwen-3-8B. Detailed results are in Table 7 and Table 8 in Appendix C. Average F1 scores, and statistical testing (ANOVA and post-hoc) indicate that VeRA significantly ( $p < 0.05$ ) underperforms other methods across both TL and English in the Llama-3.2-3B experiments. For Qwen 3-8B ANOVA testing indicates no statistically significant difference ( $p = 0.65$ ) among the LoRA methods on TL performance. For English, VeRA significantly underperforms ( $p < 0.05$ ) other methods.

Rank	LoRA	DoRA*	AdaLoRA	PISSA
8	89.47/67.87	89.52/67.19	89.15/65.71	89.39/66.26
16	89.18/64.15	89.75/65.23	88.39/61.86	88.41/63.12
32	89.82/68.76	89.62/69.01	89.14/68.30	88.22/66.86

Table 5: Average F1 of LoRA techniques on Llama-3.1-8B across different ranks for the XNLI dataset.

	LoRA	DoRA	VeRA	AdaLoRA	PISSA
Sw	83.49/82.94	82.34/82.38	82.64/80.92	82.34/82.77	82.37/81.34
Bn	84.40/55.01	82.92/56.35	82.13/56.65	80.64/50.34	83.10/57.33
Te	82.60/70.20	82.04/69.48	81.54/69.12	81.68/62.42	84.16/70.80

Table 6: Results of LoRA techniques on the TyDiQA-GoldP for Llama 3.1-8B.

### 4.3 Experimenting with Varying Ranks

To investigate the sensitivity of each adapter to the parameter budget, we evaluate performance across rank values. Here, the parameter budget is directly proportional to the rank as we keep other factors constant. For these experiments, we use DoRA\*, which maintains a parameter budget comparable to the other methods. As per Table 5 (detailed results in Table 9 in Appendix C), TL performance exhibits sharp sensitivity to rank scaling, while En F1 scores remaining highly stable across all four techniques. TL performance uniformly degrades at rank 16 relative to Rank 8, while rank 32 yields peak TL performance across nearly all variants.

### 4.4 Evaluating Robustness on TyDiQA

As per Table 6, across all 3 languages, performance differences among the LoRA variants on Llama-3.1-8B are minor ( $p = 0.30$  for TLs and  $p = 0.10$  for English), validating our earlier observations.

### 4.5 Layer-wise Hidden Embedding Analysis

Using the method proposed by Zhao et al. (2024), we perform a layer-wise analysis of embeddings of LLMs to investigate whether the LoRA variants have been able to introduce significant language representation changes in the LLM.

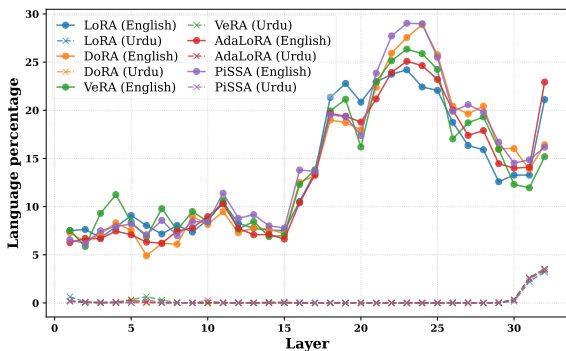


Figure 1: Layer-wise language distribution.

Experiments were conducted on Ur, Sw, and Hi using Llama-3.1-8B fine-tuned with each LoRA variant with 1% TL data. For each test instance, we classified decoded layer-wise embeddings into *English*, *TL*, or *other* using CLD3<sup>2</sup>, computed per-layer language proportions, and averaged them over the test set. The percentages of En and Ur in the hidden embeddings of each layer are illustrated in Figure 1. Experimental setup and supplementary results for additional languages are in Appendix F.

We note that the amount of language representation across layers is largely consistent across all LoRA variants, indicating that LoRA variants have not been able to introduce noticeable language representation changes in the LLM. These language representations exhibit a distinct three-stage pattern transitioning from initial layers, to English-dominant middle layers, and finally to outer layers where English dominance declines. This pattern aligns with findings of prior work that investigated language representations of the LLMs. (Zhao et al., 2024; Wendler et al., 2024; Tamo et al., 2026; Gurgurov et al., 2025).

TL percentages in the final layers (30-31), as well as the English percentages in the task-solving layers (22–27), both exhibit a highly significant ( $p < 0.05$ ) positive Pearson correlation with the final TL F1 score (detailed results in Figure 4 of Appendix F.). Motivated by this, we applied LoRA adapters exclusively to these layers. However, it under-performs compared to LoRA fine-tuning of all layers (see Table 13 of Appendix F). This contradicts with Owodunni and Kumar (2025), who reported that applying LoRA to the first ten and last two layers is sufficient during continual pretraining.

## 5 Conclusion

Our comprehensive experiments reveal no significant difference among the considered LoRA techniques in TL learning, while VeRA underperformed the other LoRA techniques in terms of English language preservation. Layer-wise embedding and correlation analyses show that every LoRA technique, regardless of its underlying architecture converges on an identical "Reason in English, Translate at Exit" setup. Future work may focus on developing LoRA architectures that formalize and optimize this structural mechanic.

<sup>2</sup><https://pypi.org/project/pyclD3/>

## 6 Limitations

While our evaluation encompasses a significant range of configurations, several constraints bound the scope of this study. First, due to computational resource limitations, we restricted our analysis to LLMs in the 3B to 8B parameter range. Future research could investigate whether the above observations persist in much larger models.

Our experimental evaluation is limited to two downstream tasks (NLI and QA). This restriction stems from computational constraints as well as the limited availability of task-specific fine-tuning datasets that simultaneously support LRLs, are feasible within our GPU budget, and cover tasks (i.e. text classification and question answering) beyond those considered in this study. If the availability of LRL datasets spanning diverse tasks increases, future work could extend this analysis to a broader range of tasks.

Due to lack of computing resources, we could only experiment with 0%, 1%, 10%, 50% data mixtures. While future experiments can conduct a denser sweep around 0–10%, we believe this is not necessary for the current research, as our primary goal is not to identify the optimal data mixture. Similarly, we only checked the forgetting only in the context of English, because English is the language that is most prominent in LLMs and most language resources are available for English.

Finally, while there many LoRA variants available, we only experiment with LoRA techniques that are supported by the Huggingface library and are feasible with our GPU resources.

## 7 Ethical Considerations

We use publicly available datasets. XNLI is under CC-BY-NC-4.0. TyDiQA-GoldP is under Apache 2.0. Whatever the biases in these datasets may have been reflected in our results.

## References

Kabir Ahuja, Harshita Diddee, Rishav Hada, Millicent Ochieng, Krithika Ramesh, Prachi Jain, Akshay Nambi, Tanuja Ganu, Sameer Segal, Mohamed Ahmed, and 1 others. 2023. Mega: Multilingual evaluation of generative ai. In *Proceedings of the 2023 Conference on Empirical Methods in Natural Language Processing*, pages 4232–4267.

Jonathan H Clark, Eunsol Choi, Michael Collins, Dan Garrette, Tom Kwiatkowski, Vitaly Nikolaev, and Jennimaria Palomaki. 2020. Tydi qa: A benchmark

for information-seeking question answering in typologically diverse languages. *Transactions of the Association for Computational Linguistics*, 8:454–470.

- Alexis Conneau, Ruty Rinott, Guillaume Lample, Adina Williams, Samuel Bowman, Holger Schwenk, and Veselin Stoyanov. 2018. Xnli: Evaluating cross-lingual sentence representations. In *Proceedings of the 2018 conference on empirical methods in natural language processing*, pages 2475–2485.
- Gabriel Lino Garcia, André da F Schuck, João RR Manesco, Pedro Henrique Paiola, Leandro A Passos, and João Paulo Papa. 2026. Think portuguese with bode reasoning. In *Proceedings of the 17th International Conference on Computational Processing of Portuguese (PROPOR 2026)-Vol. 1*, pages 953–958.
- Daniil Gurgurov, Katharina Trinley, Yusser Al Ghussin, Tanja Bäuml, Josef van Genabith, and Simon Ostermann. 2025. Language arithmetics: Towards systematic language neuron identification and manipulation. In *Proceedings of the 14th International Joint Conference on Natural Language Processing and the 4th Conference of the Asia-Pacific Chapter of the Association for Computational Linguistics*, pages 2911–2937.
- Besher Hassan and Xiuying Chen. 2026. Grasp lora: Grpo guided adapter sparsity policy for cross lingual transfer. *arXiv preprint arXiv:2601.06702*.
- Edward J. Hu, Yelong Shen, Phillip Wallis, Zeyuan Allen-Zhu, Yuanzhi Li, Shean Wang, Lu Wang, and Weizhu Chen. 2022. [Lora: Low-rank adaptation of large language models](#). In *The Tenth International Conference on Learning Representations*. OpenReview.net.
- Sukairaj Hafiz Imam, Muhammad Yahuza Bello, Hadiza Ali Umar, Tadesse Destaw Belay, Idris Abdulmumin, Seid Muhie Yimam, and Shamsuddeen Hassan Muhammad. 2026. Full fine-tuning vs. parameter-efficient adaptation for low-resource african asr: A controlled study with whisper-small. In *Proceedings of the 7th Workshop on African Natural Language Processing (AfricaNLP 2026)*, pages 197–203.
- Omkar Khade, Shruti Jagdale, Abhishek Phaltankar, Gauri Takalikar, and Raviraj Joshi. 2025. Challenges in adapting multilingual llms to low-resource languages using lora peft tuning. In *Proceedings of the First Workshop on Challenges in Processing South Asian Languages (CHI PSAL 2025)*, pages 217–222.
- Maria Khelli, Samuel Cahyawijaya, Ayu Purwarianti, and Genta Indra Winata. 2025. What causes knowledge loss in multilingual language models? *arXiv preprint arXiv:2504.20356*.
- Dawid Jan Kopiczko, Tijmen Blankevoort, and Yuki M Asano. 2024. Vera: Vector-based random matrix adaptation. In *The Twelfth International Conference on Learning Representations*.

- Shih-Yang Liu, Chien-Yi Wang, Hongxu Yin, Pavlo Molchanov, Yu-Chiang Frank Wang, Kwang-Ting Cheng, and Min-Hung Chen. 2024. Dora: weight-decomposed low-rank adaptation. In *Proceedings of the 41st International Conference on Machine Learning*, pages 32100–32121.
- Fanxu Meng, Zhaohui Wang, and Muhan Zhang. 2024. Pissa: Principal singular values and singular vectors adaptation of large language models. *Advances in Neural Information Processing Systems*, 37:121038–121072.
- Abraham Toluwase Owodunni and Sachin Kumar. 2025. Continually adding new languages to multilingual language models. *arXiv preprint arXiv:2509.11414*.
- Adam Paszke, Sam Gross, Francisco Massa, Adam Lerer, James Bradbury, Gregory Chanan, Trevor Killeen, Zeming Lin, Natalia Gimelshein, Luca Antiga, and 1 others. 2019. Pytorch: An imperative style, high-performance deep learning library. *Advances in neural information processing systems*, 32.
- Uri Shaham, Jonathan Herzig, Roei Aharoni, Idan Szpektor, Reut Tsarfaty, and Matan Eyal. 2024. Multilingual instruction tuning with just a pinch of multilinguality. In *Findings of the Association for Computational Linguistics ACL 2024*, pages 2304–2317.
- J. Ben Tamo, Daniel Carlander-Reuterfelt, Jonathan Rubin, Oleg Poliannikov, Dezhi Hong, and Mingxian Wang. 2026. [Linguamap: Which layers of LLMs speak your language and how to tune them?](#) In *The Fourteenth International Conference on Learning Representations*.
- Chris Wendler, Veniamin Veselovsky, Giovanni Monea, and Robert West. 2024. Do llamas work in english? on the latent language of multilingual transformers. In *Proceedings of the 62nd Annual Meeting of the Association for Computational Linguistics (Volume 1: Long Papers)*, pages 15366–15394.
- Chenxi Whitehouse, Fantine Huot, Jasmijn Bastings, Mostafa Dehghani, Chu-Cheng Lin, and Mirella Lapata. 2024. Low-rank adaptation for multilingual summarization: An empirical study. In *Findings of the Association for Computational Linguistics: NAACL 2024*, pages 1202–1228.
- Thomas Wolf, Lysandre Debut, Victor Sanh, Julien Chaumond, Clement Delangue, Anthony Moi, Pierric Cistac, Tim Rault, Rémi Louf, Morgan Funtowicz, and 1 others. 2020. Transformers: State-of-the-art natural language processing. In *Proceedings of the 2020 conference on empirical methods in natural language processing: system demonstrations*, pages 38–45.
- Menglin Yang, Jialin Chen, Jinkai Tao, Yifei Zhang, Jiahong Liu, Jiasheng Zhang, Qiyao Ma, Harshit Verma, Regina Zhang, Min Zhou, and 1 others. 2024. Low-rank adaptation for foundation models: A comprehensive review. *arXiv preprint arXiv:2501.00365*.

Qingru Zhang, Minshuo Chen, Alexander Bukharin, Pengcheng He, Yu Cheng, Weizhu Chen, and Tuo Zhao. 2023. Adaptive budget allocation for parameter-efficient fine-tuning. In *The Eleventh International Conference on Learning Representations*.

Yiran Zhao, Wenxuan Zhang, Guizhen Chen, Kenji Kawaguchi, and Lidong Bing. 2024. How do large language models handle multilingualism? *Advances in Neural Information Processing Systems*, 37:15296–15319.

## A Languages

For XNLI, we conducted our experiments on three distinct languages: Urdu, Swahili, and Hindi. Urdu is a low-resource Indo-Aryan language written in the Perso-Arabic script, and shares significant linguistic similarities with Hindi, which is represented in pretraining corpora of the LLMs used in this study. Swahili is a low-resource Bantu language written in the Latin script ([Owodunni and Kumar, 2025](#)). Hindi is a medium-resource Indo-Aryan language written in the Devanagari script. For TyDiQA, we evaluate on Swahili as well as Bengali and Telugu, the latter two representing the Indo-Aryan and Dravidian language families and written in Bengali and Telugu scripts, respectively. The selection of languages with diverse scripts, language families and structures ensures the robustness of our experiments.

## B LoRA Techniques

This section provides a brief overview of the four LoRA variants used in our experiments.

- **DoRA** is designed to bridge the performance gap between LoRA and full-parameter fine-tuning. It operates by decomposing the pre-trained weight matrices into magnitude and directional components. During the adaptation process, the directional component is updated via low-rank matrices while the magnitude is tuned independently. This method provides a learning ability closer to full fine-tuning without introducing any inference latency compared to LoRA.
- **VeRA** departs from traditional LoRA by utilising a single pair of random, low-rank matrices that remain frozen and are shared across all adapted layers. Layer-wise tuning is facilitated through scalable training vectors. This design achieves a substantial reduction

Language	LoRA	DoRA	VeRA	AdaLoRA	PiSSA
Urdu	87.34/61.99	<u>87.50/63.41</u>	83.95/58.10	<b>87.82/62.19</b>	85.54/61.43
Swahili	<u>86.72/56.00</u>	<b>87.26/57.24</b>	83.81/53.75	86.40/ <b>58.94</b>	85.04/54.65
Hindi	<u>86.82/71.41</u>	<b>87.16/69.10</b>	83.71/66.40	86.66/ <u>70.99</u>	85.50/70.15

Table 7: F1 scores of LoRA techniques on the XNLI dataset for Llama-3.2-3B. Each value is reported as **English F1 / Target-language F1**. **Bold** indicates the best result for each language and underline the second-best.

Language	LoRA	DoRA	VeRA	AdaLoRA	PiSSA
Urdu	<u>91.21/72.21</u>	<b>91.31/71.57</b>	89.48/68.78	91.03/ <b>72.35</b>	90.69/70.63
Swahili	90.65/60.09	<u>90.73/60.35</u>	<u>89.62/61.31</u>	90.57/58.52	<b>90.77/61.63</b>
Hindi	<b>91.53/60.73</b>	90.07/ <u>60.00</u>	89.40/58.12	90.53/59.36	<u>90.81/58.98</u>

Table 8: F1 scores of LoRA techniques on the XNLI dataset for Qwen3-8B. Each value is reported as **English F1 / Target-language F1**. **Bold** indicates the best result for each language and underline the second-best.

of trainable parameters compared to LoRA, while maintaining performance levels competitive with more parameter-intensive adaptation methods.

- **AdaLoRA** improves the efficiency of LoRA by moving away from a static parameter distribution across weight matrices. AdaLoRA utilises a Singular Value Decomposition (SVD) based formulation to represent weight increments, allowing the system to quantify the relative importance of specific updates. This technique prunes singular values with low importance scores, effectively reallocating the training budget toward incremental matrices that are more critical for the target task. This adaptive approach ensures that the model capacity is utilised where it provides the greatest performance gain.
- **PiSSA** targets the original weight matrix  $W$  directly, in contrast to LoRA and its variants, which approximate the weight update  $\Delta W$ . In this approach, the weight matrix  $W$  undergoes singular value decomposition (SVD), allowing it to be segmented based on the magnitude of its singular values. This process yields two components: a principal low-rank matrix, which captures the most significant singular values, and a residual matrix, containing the remaining smaller singular values. During training, the principal component is updated, and the residual component remains fixed.

## C Extended Results

We provide the full per-language breakdown for the generalizability experiments discussed in Section 4.2 in Table 7 and Table 8. Table 7 presents the F1 scores for Llama-3.2-3B, and Table 8 details the results for Qwen 3-8B. All reported scores are derived from experiments using the 1% TL data ratio.

Table 9 presents the extended results discussed in Section 4.3. For each language and rank setting, we report the F1 scores for both English and the corresponding TL.

## D Hyperparameters

We initialized hyperparameters using the values recommended in the original method papers and subsequently performed controlled tuning to ensure a fair comparison across methods.

We tuned the number of training epochs, learning rate, LoRA rank ( $r$ ), LoRA alpha ( $\alpha$ ) and target modules. Following the original design of VeRA, we explored larger rank values  $r \in \{256, 512, 1024, 2048\}$ . For all other PEFT methods, we evaluated  $r \in \{4, 8, 16, 32\}$  and  $\alpha \in \{4, 8, 16, 32\}$ . Learning rates were swept across  $\{2 \times 10^{-5}, 5 \times 10^{-5}, 1 \times 10^{-4}, 2 \times 10^{-4}, 5 \times 10^{-4}, 1 \times 10^{-3}, 2 \times 10^{-3}, 4 \times 10^{-3}\}$ . The default number of training epochs was set to 3. However, if the original method papers recommended an alternative epoch count, we evaluated that configuration as well and compared it against the default baseline. For target modules, we evaluated both the module configuration recommended in the respective original papers and an "all-linear" configuration, selecting the best-performing option for each method.

Rank	LoRA	DoRA*	AdaLoRA	PiSSA
<b>Urdu</b>				
8	89.42/ <b>68.64</b>	<b>89.88</b> /66.30	88.88/64.63	88.82/ <u>66.54</u>
16	<u>89.26</u> /67.20	89.22/ <b>67.64</b>	89.16/64.77	<b>90.05</b> / <u>67.52</u>
32	<b>89.72</b> / <b>67.76</b>	<u>89.46</u> /67.64	89.42/ <u>67.74</u>	89.30/64.71
<b>Swahili</b>				
8	<u>89.64</u> /64.95	<b>90.05</b> / <b>67.24</b>	89.34/63.67	88.74/63.49
16	88.18/63.19	<u>89.32</u> / <b>64.43</b>	<b>89.48</b> /60.27	89.06/ <u>63.49</u>
32	<u>89.72</u> / <u>64.31</u>	89.88/64.03	<b>89.34</b> / <b>61.65</b>	87.42/62.37
<b>Hindi</b>				
8	<u>89.78</u> / <b>76.60</b>	<b>89.80</b> /74.43	89.50/ <u>75.54</u>	88.64/73.77
16	<b>90.07</b> / <u>76.16</u>	<u>89.65</u> / <b>76.24</b>	89.38/74.37	89.54/74.29
32	<b>90.03</b> / <u>74.21</u>	<u>89.54</u> / <b>75.36</b>	88.70/72.51	87.96/73.51

Table 9: F1 scores of LoRA techniques on XNLI dataset across different ranks using a 1% TL data ratio. Each value is reported as **English F1 / Target-language F1**. **Bold** indicates the best result for each rank and underline the second-best.

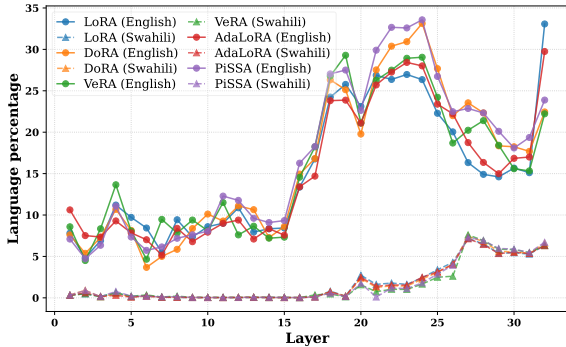


Figure 2: Layer-wise language distribution in hidden embeddings for Sw experiments

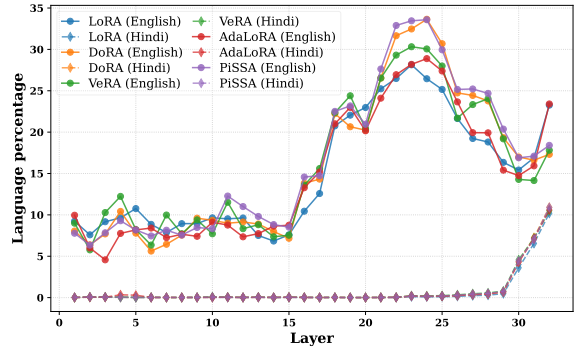


Figure 3: Layer-wise language distribution in hidden embeddings for Hi experiments

Hyperparameter configurations for the main experiments on the XNLI and TyDiQA-GoldP datasets are provided in Table 10 and Table 11, respectively. For the ablation study conducted on XNLI with increased ranks  $r \in \{16, 32\}$ , we tuned the LoRA alpha over the set  $\{16, 32, 64\}$  while keeping other hyperparameters consistent with the main configuration. Table 12 summarizes the optimal  $\alpha$  values chosen for each method across these increased ranks.

## E Computing Infrastructure

All experiments were conducted using Pytorch (Paszke et al., 2019) and the HuggingFace library (Wolf et al., 2020) on an NVIDIA A100 GPU with 80GB memory. We used PyTorch version 2.5.1 and CUDA 12.2.

## F Layer-wise Hidden Embedding Analysis

We conducted a layer-wise embedding analysis on Urdu, Swahili, and Hindi to track how internal language representations evolve across different fine-tuning techniques. For this analysis, we utilized the Llama-3.1-8B models fine-tuned on a training mixture consisting of 1% TL data and 99% English data. For each model, we passed the target-language test set and extracted the hidden state representations from the output of every transformer layer. The extracted embeddings were decoded using the model’s language modeling head and classified into three language categories: English, TL, and other. Embeddings identified as neither English nor the corresponding TL were assigned to the other category.

Language identification was performed using CLD3 library. For each test instance and each layer,

Hyperparameter	LoRA	DoRA	DoRA*	VeRA	AdaLoRA	PiSSA
Rank	8	16	8	1024	8	8
Initial Rank	–	–	–	–	12	–
Alpha	32	32	32	–	32	8
Learning Rate	2e-4	1e-4	1e-4	4e-3	2e-3	2e-5
Epochs	3	3	3	3	3	5
Batch Size	16	16	16	16	16	16
Weight Decay	0.01	–	–	–	0.01	–
Warmup Ratio	0.05	–	–	0.1	0.05	0.03
Warmup Steps	–	100	100	–	–	–
Scheduler	Linear	Linear	Linear	Cosine	Linear	Cosine
Optimizer	AdamW	AdamW	AdamW	AdamW	AdamW	AdamW
Target Modules	all-linear	q,k,v,up,down	all-linear	all-linear	all-linear	all-linear

Table 10: Hyperparameter configurations used for different LoRA methods in the main experiments.

Hyperparameter	LoRA	DoRA	VeRA	AdaLoRA	PiSSA
Rank	8	16	1024	8	8
Initial Rank	–	–	–	12	–
Alpha	8	16	–	32	8
Learning Rate	5e-5	1e-4	2e-3	1e-3	2e-5
Epochs	3	3	3	3	5
Batch Size	16	16	16	16	16
Weight Decay	0.01	–	–	0.01	–
Warmup Ratio	0.05	–	0.1	0.05	0.03
Warmup Steps	–	100	–	–	–
Scheduler	Linear	Linear	Cosine	Linear	Cosine
Optimizer	AdamW	AdamW	AdamW	AdamW	AdamW
Target Modules	all-linear	q,k,v,up,down	all-linear	all-linear	all-linear

Table 11: Hyperparameters for LoRA methods on TyDiQA-GoldP.

Rank	LoRA	DoRA*	AdaLoRA	PiSSA
16	16	16	16	16
32	32	32	32	32

Table 12: Best-performing alpha values for the XNLI rank sensitivity study

Layers tuned	Ur	Sw	Hi
22-27	66.78/51.41	66.96/49.90	67.25/55.30
30-31	66.08/45.55	66.62/48.96	65.94/51.91
22-31	68.82/51.73	68.72/50.89	69.26/55.54

Table 13: F1 scores on XNLI obtained by multilingual instruction-tuning selected layers of Llama-3.1-8B using LoRA. Each value is reported as **English F1 / Target-language F1**.

Tuning approach	Base		Instruct	
	2000	20000	2000	20000
Tune with English	84.35/62.69	89.70/65.41	85.12/56.46	90.41/65.26
Tune with Ur	58.72/52.29	74.45/63.73	68.38/56.48	82.67/64.29
Tune with English + Ur	86.54/65.24	90.21/65.52	86.14/62.09	90.63/63.07

Table 14: F1 scores on XNLI obtained by instruction-tuning Llama-3.1-8B base LLM and Llama-3.1-8B-Instruct with LoRA under varying instruction-tuning data compositions and dataset sizes (2,000 vs. 20,000). Each value is reported as **English F1 / Ur F1**.

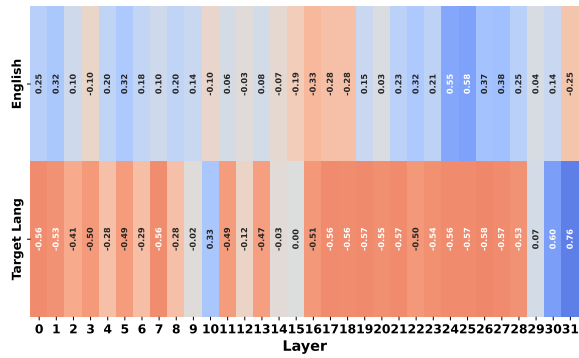


Figure 4: Correlation of layer-wise TL ratio and English ratio to TL F1 score. Warm colors (reds/oranges) denote negative correlations, while cool colors (blues) denote positive correlations.

we computed the proportion of embeddings assigned to each language category. These layer-wise language proportions were then averaged across the entire test set to obtain the final distributional patterns.

To ensure robustness of our findings, we repeated a subset of the analysis using the [Lingua<sup>3</sup>](https://pypi.org/project/lingua/) language identification library. The resulting layer-wise language distribution patterns were consistent with those obtained using CLD3, confirming that our observations are not dependent on a specific language identification tool. Figure 2 and Figure 3 present results for Swahili and Hindi respectively.

<sup>3</sup><https://pypi.org/project/lingua/>