

EVALUATION CARDS: An Interpretive Layer for AI Evaluation Reporting

Avijit Ghosh^{1,*} Anka Reuel^{2,*} Jenny Chim^{3,*} Wm. Matthew Kennedy^{19,*}

Srishti Yadav^{20,◊} Jennifer Mickel^{6,◊} Yanan Long^{13,◊} Andrew Tran^{14,◊}

Anastassia Kornilova⁵ Damian Stachura²⁰ Kevin Klyman² Felix Friedrich⁷ Jeba Sania⁹

Jan Batzner⁸ Anoop Mishra²² Eliya Habba¹⁰ Yixiong Hao¹³ Shalaleh Rismani²⁴

Nathan Heath^{15,23} Jessica Ji³¹ Usman Gohar¹¹ David Manheim²⁶ Aarush Sinha⁴

Andrea Loehr²⁵ Sree Harsha Nelaturu²⁷ Leshem Choshen^{12,33} Asaf Yehudai¹⁰

Drishti Sharma²⁰ Ishan Khire²⁸ Amit Saha²⁸ Subramanyam Sahoo²⁰ Michael Hardy²

Michael Alexander Riegler¹⁶ Kabir Manghnani² Michelle Lin²⁹ Yanan Jiang²

Yilin Huang²¹ Aris Hofmann^{12,32} Mubashara Akhtar¹⁸ Ruchira Dhar⁴

Max Lamparth^{2,†} Nuno Moniz³⁰ Yacine Jernite^{1,†} Stella Biderman^{6,†} Zeerak Talat^{17,†}

Sanmi Koyejo^{2,†} Mykel Kochenderfer^{2,†} Irene Solaiman^{1,†}

¹Hugging Face ²Stanford University ³Queen Mary University of London ⁴University of Copenhagen

⁵Trustible ⁶EleutherAI ⁷TU Darmstadt ⁸Weizenbaum Institute & Technical University of Munich

⁹Harvard University ¹⁰The Hebrew University of Jerusalem ¹¹Iowa State University

¹²IBM Research ¹³StickFlux Labs ¹⁴Independent ¹⁵Oxford Martin AIGI

¹⁶Simula ¹⁷University of Edinburgh ¹⁸ETH Zurich & ETH AI Center ¹⁹Oxford Internet Institute

²⁰Independent ²¹Amherst College ²²University of Nebraska ²³Syntony Research

²⁴McGill University ²⁵Evals Consensus ²⁶Israel Institute of Technology

²⁷IOL.Learn & Zuse Institute Berlin ²⁸Georgia Institute of Technology

²⁹Quebec AI Institute, Université de Montréal ³⁰University of Notre Dame

³¹Georgetown University ³²DHBW Stuttgart ³³Massachusetts Institute of Technology

*First authors ◊Top contributors †Senior authors

Correspondence to: avijit@huggingface.co anka@cs.stanford.edu

This project was completed as part of the EvalEval Coalition: <https://evalevalai.com/>

Abstract

AI evaluation results are produced at scale but reported inconsistently across leaderboards, model cards, benchmark papers, and company blogs. The cost is interpretive: readers cannot reliably compare results across sources, identify what a report omits, or trace an aggregate claim to its underlying evidence. Recent efforts address isolated components but leave three gaps: they cover only narrow slices of the evaluation lifecycle and do not compose into a single interpretable record; they specify static representations that do not differentiate the questions different stakeholders bring to the same evidence; and they remain proposals on paper, lacking the extraction infrastructure required for adoption at scale. We present EVALUATION CARDS, an operational reporting layer that composes benchmark metadata, evaluation run data, and model metadata into a unified record. We (1) derive a reporting schema from a structured review of 52 papers and 10 stakeholder interviews, (2) implement four interpretive signals (reproducibility, documentation completeness, provenance and risk, and score comparability), rendered through reader modes calibrated to research and non-research audiences, and (3) deploy a monitoring tool that applies EVALUATION CARDS across 5,816 models, 635 benchmarks, and 101,843 results, surfacing systematic gaps in current reporting practice.

1 Introduction

The emerging AI evaluation ecosystem lacks shared infrastructure and conventions for reporting evaluation results. Leaderboards, model cards, benchmark papers, and company blogs use incompatible formats, omit fields required for interpretation, and provide no standard basis for cross-source comparison. In addition, model developers report an inconsistent set of evaluations, creating gaps that are extremely difficult to define. Even when results are accessible, they frequently arrive without the context needed to assess their reliability, completeness, or comparability, leaving critical interpretive work to those least well positioned to perform it.

The cost of such fragmentation is not borne by evaluation developers, but by those who look to evaluation results to inform deployment decisions, regulatory assessments, and scientific claims about model capability [49, 85, 107]. Such claims depend on what is measured, under what assumptions, and how results are interpreted; when those three are not legible to the reader, a reported score does not translate into an actionable claim. The maturity of AI evaluations therefore depends on a vibrant ecosystem of actors, and on shared methods for reporting results, surfacing assumptions, and conveying their interpretations [17].

Prior work addresses isolated components of this problem, focusing on two of its most important aspects: (i) reporting artifacts, which specify what should be documented about a model, dataset, benchmark, or evaluation; and (ii) evaluation infrastructure, which provides the schemas, repositories, and extraction pipelines that store and standardize evaluation evidence at scale. For instance, BenchmarkCards [94] and Auto-BenchmarkCards [51] standardize benchmark metadata, while Every Eval Ever (EEE) [38] specifies a schema for evaluation run data and maintains a community repository of standardized results. On the other hand, another line of work [20, 32, 96, 110] proposes reporting artifacts but covers only specific portions of the evaluation lifecycle (Table 2). This has led to a need for a standardized format that supports comparative evaluation reporting and a shared interface for rendering evaluation evidence to readers with different information needs. Moreover, most reporting artifacts remain proposals on paper, without the extraction pipelines, hosted interfaces, or infrastructure required for adoption at scale. In practice, evaluation documentation has relied on risk management frameworks [97] and checklists [41, 72], approaches that impose a high cognitive burden, duplicate effort across teams, and produce information silos rather than shared, comparable records. Requiring evaluators to manually populate new forms and checklists duplicates effort for model and system cards. This kind of documentation has historically not been widely taken up [82].

We therefore present EVALUATION CARDS, a live interactive reporting layer that unifies existing evaluation infrastructure and surfaces interpretive signals across it. This paper contributes:

- **A reporting framework grounded in literature and practitioner needs.** A structured set of items specifying what should accompany an evaluation at publication so that it can be reproduced, contextualized, and compared. The framework is derived from a systematic review of 52 papers and semi-structured interviews with 12 stakeholders across technical, developer, and policy roles.
- **A rollout hierarchy for evaluation evidence.** A five-level structure (family → composite → benchmark → split → metric) that replaces the flat (model, benchmark, score) triples used by leaderboards and model cards, resolving every reported score to an explicit traceable path. For example, “GPT-5 achieves 0.994 on MATH” resolves to MATH-family → artificial_analysis → MATH-500 → advanced-math → accuracy, letting readers trace aggregate claims to the specific evidence behind them and disambiguating measurements that share a label but differ in subtask, setup, or scoring rule (Section 3.2).
- **Four interpretive signals over the populated schema.** Reproducibility (flags missing generation and prompting settings), reporting completeness (per-field coverage against the framework), provenance (first- versus third-party attribution with risk annotations propagated from Auto-BenchmarkCards), and comparability (setup differences and score divergence across variants and reporters). Signals are surfaced through reader modes calibrated to research and non-research audiences.
- **An empirical analysis of public evaluation reporting at scale.** A deployed instrument applying EVALUATION CARDS to 5,816 models, 635 benchmarks, and 101,955 reported results contributed by 30 organizations, yielding three headline findings: 96.5% of (model, benchmark, metric-path) triples lack at least one minimal reproducibility field, with the gap

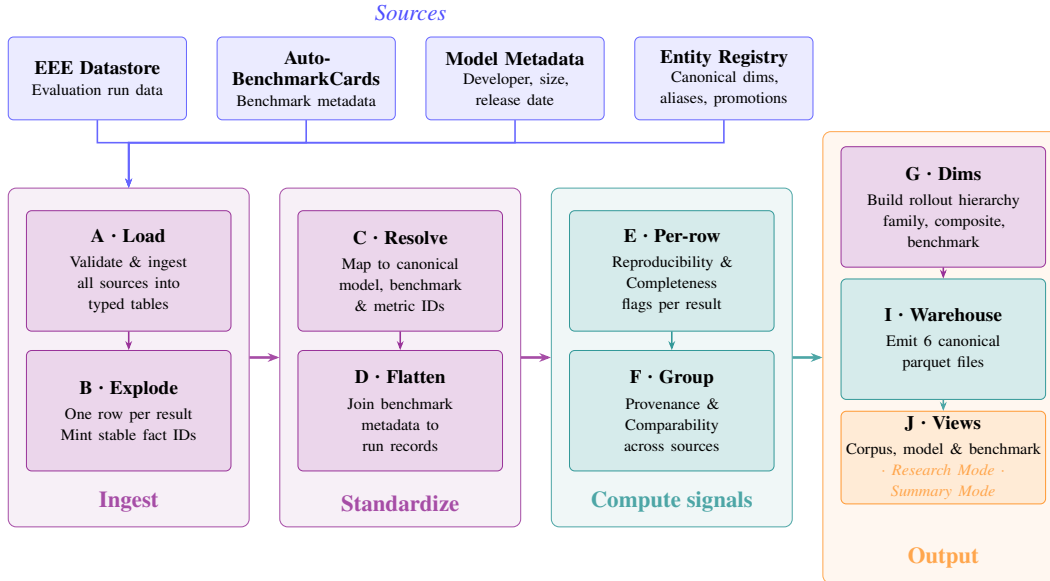


Figure 1: Backend canonicalization pipeline. Four sources feed four stage groups. *Ingest* (A–B): load and explode sources into one row per result. *Standardize* (C–D): resolve canonical identities and join benchmark metadata. *Compute signals* (E–F): per-result reproducibility and completeness flags (E); grouped provenance and comparability across sources (F). *Output* (G–J): materialize rollout hierarchy (G), render corpus, model, and benchmark views through Research and Policy reader modes (J). Colors: violet = transformation, teal = signals and warehouse, orange = output.

widest in developer self-reporting (0.0% vs. 16.6% field population on paired first/third-party reports); median per-benchmark documentation completeness is 10.7% against the operationalized schema; and 98.2% of (model, benchmark) pairs are reported by only one party, with cross-party divergence above the 5% threshold in 51.9% of multi-organization metric groups.

Section 2 positions the work against prior reporting and infrastructure efforts. Section 3 presents the framework and rollout hierarchy. Section 4 describes composition with EEE [38] and Auto-BenchmarkCards [51] and the four interpretive signals. Section 5 reports the empirical audit. Section 6 discusses community adoption and future extensions.

2 Related Work

Prior work relevant to EVALUATION CARDS falls into technical reporting documentation (covering parts of the evaluation lifecycle), evaluation infrastructure and data schemes, and systematic reviews of evaluation practice. Table 1 summarizes their scope; Section 1 gives a detailed overview of related work. No prior artifact joins reporting framework, run data, and benchmark metadata, differentiates rendering by reader type, and provides a continuous monitoring instrument for the state of public evaluation reporting at scale. EVALUATION CARDS are designed to address these gaps.

3 The EVALUATION CARDS Framework

This section introduces the EVALUATION CARD format (Section 3.1) and its hierarchical structure over which evaluation evidence is organized (Section 3.2). Section 5 describes how reports are populated from existing sources and how interpretive signals are computed over them. EVALUATION CARDS are designed as a permissive reporting standard rather than a prescriptive checklist. Evaluators are not required to populate every field for an EVALUATION CARD to be useful; partial population still produces a structured, comparable record and supports the rollout hierarchy and interpretive signals introduced below.

Table 1: Comparing technical reporting documentation and infrastructure to EVALUATION CARDS.

Artifact	Reporting framework	Run data schema	Benchmark metadata	Cross-layer composition	Reader modes	Monitoring tool
Datasheets [41]						
Data Cards [81]						
Model Cards [72]	○					
BenchmarkCards [94]			●			
Auto-BenchmarkCards [51]			●			
Audit Cards [96]	○					
EvalCards [32]	○					
Eval Factsheets [20]	○					
SPHERE [110]	○					
STREAM [70]	○					
HELM [63]	○	○				
Inspect [102]		●				
OpenLLM Leaderboard [14]		●	○			
EEE [38]		●				
BetterBench [85]	○		○			
EVALUATION CARDS (this paper)	●	●	●	●	●	●

● Primary Object ○ Partial or Indirect Coverage Blank = Out of Scope

Reporting framework: documentation specifying fields to accompany a model, dataset, or benchmark at release.

Run data schema: per-run log of evaluation executions (prompts, completions, scores, configuration).

Benchmark metadata: model-independent description of a benchmark (construction, provenance, scoring, splits, limitations).

Cross-layer composition: single artifact jointly covering the three above, linking each score to its run log and benchmark context.

Reader modes: presentations tailored to different audiences (developers, auditors, policymakers).

Monitoring tool: continuous monitoring instrument measuring the current state of public reporting at scale.

3.1 An evidence-based reporting framework

We identified key requirements needed for a comprehensive evaluation report through a systematic review of 52 papers on AI evaluation practice published between 2020 and 2025. The outcome of the review was synthesized into the EVALUATION CARDS reporting framework, which was then partially operationalized by reporting on the artifacts. The EVALUATION CARDS platform was then refined/evaluated through semi-structured interviews.

Systematic literature review. A preregistered systematic review (reported in detail in Section J) yielded 748 candidate papers, of which 52 met our inclusion criteria: published reports, peer-reviewed or preprint work proposing evaluation practices, frameworks, or reporting standards for AI systems. Two reviewers independently extracted and coded 730 recommendation items capturing when, where, how, and why each recommendation applied in the evaluation process. Each item was categorized along several dimensions such as item class, type, and intent (Section J.8) with high inter-rater agreement across all categories: Cohen’s $\kappa \in [0.865, 0.895]$ for single-label dimensions and Krippendorff’s $\alpha \in [0.916, 0.964]$ for multi-label dimensions [59] (see Section H for details). A ‘best fit’ framework method [23] was used to derive the five-part structure (shown in Table 2), drawing on existing frameworks for AI evaluation [5, 12, 63, 79, 85, 86, 100] and expert feedback.

Scope: artifact-side reporting. Not all items from the EVALUATION CARD framework were directly operationalized in the EVALUATION CARD platform/fields. Requiring evaluators to populate fields with no published trace would recreate the adoption barriers that have limited prior reporting tools. Therefore, process-side decisions (such as pre-run protocol commitments, pilot runs, or mid-run mitigations,) are documented in linked complementary mechanisms like preregistration systems, and only items likely to appear in published artifacts are directly included.

Interviews. To complement the literature-derived items with practitioner perspectives, we conducted semi-structured interviews between February and April 2026 with 12 stakeholders spanning technical evaluators, AI engineers, and policy actors across 9 organizations and 3 geographic regions (full protocol and participant profile in Appendix B). Interviews surfaced which framework items participants treated as blocking versus enriching for their work, how field salience varied across reader types,

and where existing technical reporting documentation produced friction. The full framework-to-field mapping is in Appendix D.

Table 2: The EVALUATION CARDS reporting framework.

Category	Item groups
1. Design	Goals, tested constructs & context; development and design preregistration; validity; task types & item development; human subjects / ethics.
2. Before execution	Protocol & pre-run; scoring & validation; splits & holdouts; pilot & baselines; contamination, gaming & awareness; pre-reporting.
3. Execution	Run logging & reproducibility capture; mitigations & adaptations; analysis & run differences.
4. Lifecycle	Data availability & access; later use & maintenance.
5. Reporting & publication	Reporting & publication; process reporting; transparency; replication & reproducibility.

Each top-level category corresponds to a stage of the evaluation lifecycle at which reporting choices are made. Full details of each category are provided in Appendix J; how these categories map to specific EVALUATION CARDS fields is provided in Appendix M.

3.2 A rollout hierarchy for evaluation evidence

Evaluation reporting typically treats an evaluation as a flat triple: model, benchmark name, score. This flattening obscures internal structure present in almost every benchmark in current use. Reasoning benchmarks like MATH contain subject-level splits (algebra, number theory, geometry) with different difficulty profiles. Agentic benchmarks like SWE-bench report results per language and per setup variant. Composite benchmarks like Open LLM Leaderboard v2 aggregate scores across six independently maintained sub-benchmarks. Safety suites report results per risk category. Critically, treating these as flat, context-devoid objects erases the granularity at which evaluation claims are defensible, which was also raised or discussed by interviewees P1, P2, P3, P4, P5, T2, T3, T4, T6, and T7.

In response, we introduce a five-level rollout hierarchy that reflects this internal structure: **Family**, a group of related benchmarks sharing a common object of measurement or methodological lineage (e.g., SWE-bench, MMLU); **Composite**, a named composite that aggregates multiple benchmarks under a unified presentation (e.g., Artificial Analysis Index); benchmarks need not necessarily be part of a composite; **Benchmark**, an individual evaluation with a defined dataset and scoring method (e.g., GSM8K, IFEval, MMLU-Pro); **Split**, a subcategory within a benchmark (e.g., algebra within MATH, the Python subset of Multi-SWE-Bench); and **Metric**, the scoring rule attached to a result (e.g., pass@1, accuracy, F1).

Every score in EVALUATION CARDS resolves to a path through this hierarchy, rather than as a flat (model, benchmark, score) triple.

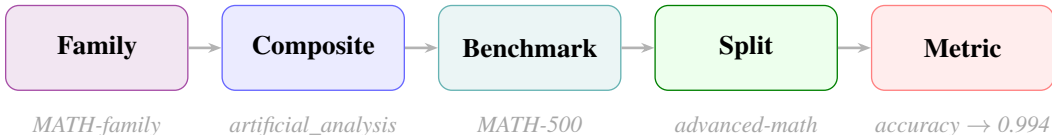


Figure 2: The five-level rollout hierarchy. Every reported score resolves to a full path through these levels, replacing a flat (model, benchmark, score) triple. We share examples in Appendix A.1.

This structure has three implications. First, integrity signals attach to specific paths rather than to benchmark names: a reproducibility warning, for example, applies to a (model, metric-path) pair, not to a benchmark label. Second, the hierarchy enables drill-down, letting a reader trace an aggregate family-level claim to the specific metric that supports it and see where the claim is well-evidenced versus where it depends on a single reported number. Third, it disambiguates conflicting measurements: results sharing a model label (e.g. gpt-4, gpt-4-0613, OpenAI GPT-4)

or a benchmark label but differing in subtask or metric resolve to different paths, preventing conflation, which resolves a known gap in existing sources (e.g. EEE, which defers deduplication to the analysis layer [11]) and is what makes multi-source results comparable within EVALUATION CARDS.

4 EVALUATION CARDS: Pipeline & Interpretive Layer

This section describes how EVALUATION CARDS populate its schema from existing sources (Section 4.1) and how the four interpretive signals are computed over the populated schema and rendered through two reader modes (Section 4.2), forming the foundation of our EVALUATION CARDS.

4.1 Composition over existing sources

EVALUATION CARDS draws on three existing sources, described below; per-field operationalization is specified in Section L and the full data normalization pipeline in Section D.

Benchmark metadata via Auto-BenchmarkCards. Auto-BenchmarkCards [51] auto-generate benchmark cards [94] with meta-benchmark information by extracting content from Unitxt catalogs, Hugging Face repositories, and associated publications, composing them through an LLM into structured cards, and validating factual consistency. EVALUATION CARDS ingests these cards as its benchmark metadata source, populating fields in the *Design*, *Lifecycle*, and *Reporting & publication* categories of the framework. Risk annotations attached by Auto-BenchmarkCards via the IBM AI Atlas Nexus risk-identification framework [8] are carried over to EVALUATION CARDS as provenance inputs (Section 4.2). EVALUATION CARDS does not modify ingested Auto-BenchmarkCards content; original fields are surfaced as-is. To support filtering across the corpus, each benchmark is assigned one or more category tags drawn from an 18-category taxonomy derived from Ni et al. [76]; the categorization methodology is described in Appendix H.4. Tags are used for the corpus-level analyses in Section 5 and for filtering in the interface. The tag is stored as an EVALUATION CARDS annotation rather than written back into the source card.

Evaluation run data via EEE. EEE [11] is a schema and community repository for evaluation run data at both aggregate and instance level, with converters from major evaluation frameworks (HELM, lm-eval-harness, Inspect AI) and a growing corpus of community contributions. EVALUATION CARDS ingests EEE records as the run-data source, populating fields in the *Execution* and *Reporting & publication* categories. The `evaluator_relationship` field (first-party, third-party, collaborative) is the primary input to the provenance signal; `generation_config.generation_args` fields (`temperature`, `top_p`, `max_tokens`, `prompt_template`, `reasoning`) are the primary inputs to the reproducibility signal.

Model metadata. We draw on community-maintained data catalogs to implement normalization (see Appendix D.2.2) and enrich model metadata with fields such as release date, parameter count, and weight accessibility. `hub-stats` covers models indexed on Hugging Face, whereas `models.dev` provides coverage over API-hosted models including proprietary releases.

Reserved voluntary disclosure. One field is native to EVALUATION CARDS and accepts voluntary developer disclosure for items not automatically extracted by Auto-BenchmarkCards: `lifecycle_status`, which indicates whether a model or benchmark is still actively maintained, deprecated, or superseded by a newer version. This is not populated by extraction; it is rendered in the UI when provided and omitted otherwise.

Standardization. The three sources, EEE, Auto-BenchmarkCards and the model metadata, use inconsistent identifiers for the same model and benchmark. For example, a model evaluated on a benchmark may appear as `gpt-4`, `gpt-4-0613`, or `OpenAI GPT-4` across reporting sources; a benchmark may be referred to by its paper name, a leaderboard slug, or a version-qualified identifier. EVALUATION CARDS addresses this with a standardization layer that maps these name variants to stable identifiers, resolves benchmark names to nodes in the rollout hierarchy (Section 3.2), and maintains a running record of entity aliases. (See Appendix D.2.2 for details and accuracy evaluation.) This enables the four interpretive signals to operate over a consistent entity space; without it, a single reported score fragments into multiple unconnected records under different identifiers.

4.2 Signals

Existing technical reporting presents scores directly without surfacing what is missing. EVALUATION CARDS addresses this with four interpretive signals, each designed around a recurring question from practitioner interviews (Section C): “*Do I have enough information to contextualize and trust a given evaluation result as a basis for a decision?*”

Four concerns recurred across interviews and motivated the signals below. **Reproducibility** was raised by nearly all technical evaluators and most policy participants, and is echoed in the literature [9, 15, 50]; it addresses whether a reported score can be independently re-executed. **Reporting completeness** was raised primarily by policy stakeholders and downstream interpreters reading scores against decision context, and also appears in [45]; it addresses whether the documentation surrounding a score is sufficient to interpret it. **Provenance** was raised by all policy participants and observed by [93]; it addresses who reported a result and whether the report comes from the model developer or an independent party. **Comparability** was raised across both reader groups and in [15]; it addresses whether scores reported under different setups or by different parties are usable for direct comparison.

Table 3 summarizes the four signals along the dimensions that matter for interpretation; formal computations are given in Section H.1. Reproducibility and reporting completeness are related but distinct: the former covers a narrow sub-schema of fields needed to re-run a specific evaluation, while the latter covers the full operationalized schema, including benchmark goals, construct definitions, scoring rubrics, intended uses, and known limitations. A result with no reproducibility gap may still be poorly documented for a reader interpreting what the score means.

Table 3: The four interpretive signals computed by EVALUATION CARDS. Full formal computations are in Section H.1.

Signal	Question	Unit	Required fields	Output	Key limitation
Reproducibility	Re-executable independently?	per triple [†]	temperature, max_tokens; +harness, eval_plan, eval_limits for agentic	flag + missing-field list	minimal re-run schema only; no seed / hardware / determinism
Reporting completeness	Schema populated for this benchmark?	per benchmark	28-field schema (Section M)	score $\in [0, 1]$ + missing-field count	adequacy not rigor; partial fields scored fractionally
Provenance	Who reported it; what risks does the benchmark carry?	per triple [†]	evaluator_relationship; risk tags from Auto-BenchmarkCards	party tag; multi-party flag; propagated risks	self-reported relationship; risk coverage inherits Auto-BenchmarkCards
Comparability	Setup-comparable across variants and parties?	per triple [†] , ≥ 2 reports	per-report scores + setup fields; evaluator_relationship	variant- / cross-party-divergence flags (5%) with differing fields surfaced	uniform threshold; ignores sampling variance

[†] (model, benchmark, metric-path) triple.

When an evaluator omits artifact-side fields, whether by choice or because the information was not captured, three consequences follow. First, the missing fields are reflected in the reporting completeness score for that record. Second, depending on which fields are absent, the reproducibility, provenance, or comparability signals may be triggered. Third, readers are explicitly shown the omissions. EVALUATION CARDS does not penalize developers beyond surfacing what is and is not reported; it assigns no letter grades, pass/fail thresholds, or completeness rankings. The intent is to make reporting choices visible to readers, not to enforce a particular reporting standard.

4.3 Reader modes

Different actors such as researchers, policymakers, deployers, or the general public, bring different questions to the same evidence. EVALUATION CARDS renders the signals (Section 4.2) through two reader modes calibrated to these needs, also identified through the interviews above. Both operate on identical records and differ only in which fields are surfaced, compressed, or reframed. The default is

the summary mode and users can opt-in to the research mode if they want more granular information. We show how different user personas map to EVALUATION CARDS in Section F.

Research mode foregrounds methodology and configuration. Reproducibility gaps are surfaced with the specific missing fields listed to address reproducibility concerns raised by almost all interviewees (T1-T7, P1, P3-P5). Comparability signals are surfaced with the underlying setup differences (e.g., “Scores diverge by 0.07 across different setups: Temperature, Shot Count”), addressing challenges in comparing evaluation results across models raised by P3, T3, P4, and T4. Metric configuration is expanded (metric_kind, score_type, min/max, judge configuration when an LLM judge is used) addresses insights from T1, T3, T6, and T7 about greater transparency on evaluation methodology and scoring. The default audience is technical evaluators, evaluation developers, and researchers conducting meta-analyses.

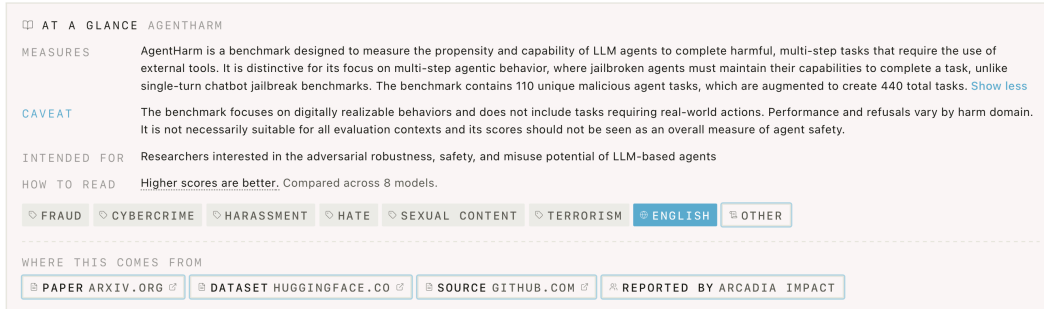


Figure 3: An example EVALUATION CARD view, showing the summary view with the main information about a benchmark in plain language. More UI views are shown in Section A and Section K

Summary mode foregrounds accountability and plain-language interpretation. All policy interviewees discussed the need for policy stakeholders to have clear takeaways from evaluation results, as policy stakeholders have limited time to sift through and piece together technical aspects of evaluation results. To address this, our summary mode provides sufficient context in plain language on reproducibility, provenance, and comparability, given these factors were raised as important by all policy interviewees for policy stakeholders. Thus, the same reproducibility signal renders as “How this model was prompted during testing is not documented.” Provenance is surfaced as a plain-language statement about who reported the score and what risks the benchmark carries. Comparability warnings are rendered as a narrative caveat rather than as field-level detail. Metric configuration is compressed to a single interpretive sentence (“Higher scores rank higher”). Per-benchmark Summary Notes blocks surface three fixed fields: What it measures, Main caveat, and Intended for. The default audience is regulators, policy actors, and non-technical readers consulting evaluation data in decision contexts.

Across interviews, participant feedback on EVALUATION CARDS was generally positive. P3 reflected that EVALUATION CARDS “is better than all of these other means [of reviewing evaluation results]” and P5 noted that “it’s huge” how much time EVALUATION CARDS saves when reviewing evaluation results, as much of the necessary information for contextualizing them is in one place. Further systematic usability evaluation is part of the planned post-deployment work (Section B).

5 Empirical findings from the EVALUATION CARDS corpus

Applying EVALUATION CARDS to the public evaluation record produces a structured empirical view of how the AI evaluation ecosystem currently reports its results, and supports both aggregate monitoring of reporting practice and per-record exploration of specific models, benchmarks, or sources. This section summarizes the corpus, three headline findings on reporting practice, and what they imply for downstream interpretation. Figure 5 visualizes the four signals aggregated across the corpus; per-view walkthroughs of one model (GPT-5) and one benchmark (MMLU-Pro), full corpus-level breakdowns, and the three primary UI views (corpus, model, benchmark) are provided in Section A; UI screenshots in Section K.

Corpus construction and coverage. As of the time of writing, the corpus comprises 5,816 models, 635 single-benchmarks organized into 62 families and 10 composites, and 101,955 reported results contributed by 30 organizations across two source types (first-party and third-party), with 211 benchmarks carrying matched Auto-BenchmarkCards records. Results are ingested via the EEE converter pipeline (HELM, lm-eval-harness, Inspect AI), benchmark leaderboard scrapes, and direct community contribution. The corpus overrepresents English-language benchmarks and frontier-scale models, reflecting the language and scale distributions of the ingestion sources.

Finding 1: result-level reproducibility is the dominant reporting gap. Across 50,461 (model, benchmark, metric-path) triples, 48,698 (96.5%) lack at least one field from the minimal reproducibility sub-schema (Section 4.2). From this sub-schema, `max_tokens` is absent from 95.6% of triples and `temperature` from 93.9%; for the agentic-benchmark subset, `eval_plan` and `eval_limits` are missing from 100% of triples. On 180 (model, benchmark) pairs reported by both first- and third-party evaluators, first-party rows populate 0.0% of base reproducibility fields on average compared with 16.6% for third-party rows, indicating that the gap is more severe in developer self-reporting than in independent evaluation.

Finding 2: benchmark-level documentation is thin. Median per-benchmark completeness against the operationalized schema (Section M) is 10.7% across 635 benchmarks in the corpus. Per-field population rates range from 100.0% (`eee.metric_config.score_type`, `eee.score`) to 0.0% (`evalcards.preregistration_url`, `evalcards.lifecycle_status`). Fields associated with raw score reporting are reliably populated; fields associated with benchmark-card documentation, reporting provenance, and comparison context are systematically absent. Score-reporting alone does not substitute for the documentation needed to interpret what a score means.

Finding 3: multi-source reporting is rare, and frequently divergent when it occurs. Of 49,865 (model, benchmark) pairs, 98.2% are reported by only one party. Among the 1.8% reported by multiple parties, 7.2% show cross-party score divergence above the 5% threshold (Section 4.2); restricted to the 181 multi-organization metric groups in the corpus, 94 (51.9%) exceed the threshold. First-party-only reporting concentrates in agentic (15.1%) and general (12.5%) benchmarks rather than in safety benchmarks (0.8%), where independent reporting is more common.

Implications for evaluation reporting. Three patterns follow from these empirical findings. First, the inputs needed for re-execution are absent for nearly all results, and the gap is widest in developer self-reporting. Second, little context is reported beyond the evaluation score, leaving readers without the documentation needed to interpret what a score means for a downstream decision. Third, the categories where independent reporting is least common (agentic and general) are where comparability problems would be consequential to detect. EVALUATION CARDS surfaces these gaps as structured signals on every record (Section 4.2). The underlying patterns are properties of the public reporting record not of the evaluation, and would persist across any platform ingesting the same sources. Several of these patterns: setup variation across submissions, disagreement across reporting parties, schema-level documentation gaps, are invisible at any single source publication or leaderboard, and become detectable only once sources are jointly canonicalized and read through a shared schema.

6 Community adaptability and adoption

EVALUATION CARDS is a participatory [6], openly-governed, and extensible technical documentation initiative designed to be meaningfully influenced by the broader AI evaluations community in service of its diverse and changing needs, rather than serving as a one-off research artifact. All code is released openly: while we host a reference frontend with the canonicalization layer, signals, and reader modes described above, model and benchmark developers can self-host their own EVALUATION CARDS instance, mirroring the deployment pattern that supported wide adoption of Model Cards [72]. To support the evolution of the artifact over time, a governance mechanism (Section G) specifies how contributors can propose schema extensions, signal modifications, or new reader modes through multistakeholder consensus. Two complementary streams of work are already underway: post-deployment iteration and monitoring with the broader community, including planned shared task exercises, feature development (e.g., a live saturation index), and user research studies; and integration with major open platforms such as Hugging Face, alongside ongoing engagement with key technical AI governance entities including CAISI, UK AISI, and other AISIs. Limitations and additional future directions are outlined in Section B.

The fragmentation of AI evaluation reporting is a coordination problem, and coordination problems are not solved by adding another standard in isolation. They are solved by infrastructure that composes existing efforts, surfaces what is missing, and renders the result in forms different audiences can act on. EVALUATION CARDS is designed to do exactly this: it unifies benchmark metadata, run data, and reporting practice into a single interpretive layer, makes reporting gaps visible rather than enforced, and adapts its rendering to the readers who need to use the evidence. Evaluations now inform deployment decisions, regulatory assessments, and capability claims. Over the ingested public corpus, EVALUATION CARDS gives decision-makers a unified instrument for seeing what the available evaluation evidence does and does not support.

Acknowledgments and Disclosure of Funding

Mubashara Akhtar was supported by the ETH AI Center through an ETH AI Center postdoctoral fellowship. Vilém Zouhar gratefully acknowledges the support of the Google PhD Fellowship. Jan Batzner was supported by the Federal Ministry of Research, Technology, and Space of Germany [Grant Number 16DII131]. Yanan Long thanks the TPU Research Cloud for computational support. Anka Reuel was supported by the Stanford Interdisciplinary Graduate Fellowship. Sanmi Koyejo is partially supported by NSF 2046795 and 2205329, IES R305C240046, ARPA-H, the MacArthur Foundation, Schmidt Sciences, Stanford HAI, RAISE Health, OpenAI, Microsoft, and Google. Srishti Yadav was supported in part by the Pioneer Centre for AI [DNRF grant number P1]. Jenny Chim was supported by EPSRC [grant number EP/Y009800/1] through funding from Responsible AI UK (KP0016).

References

- [1] Alexandra Abbas, Celia Waggoner, and Justin Olive. Developing and maintaining an open-source repository of AI evaluations: Challenges and insights. In *Championing Open-source Development in ML Workshop @ ICML25*, 2025.
- [2] Mubashara Akhtar, Anka Reuel, Prajna Soni, Sanchit Ahuja, Pawan Sasanka Ammanamanchi, Ruchit Rawal, Vilém Zouhar, Srishti Yadav, Chenxi Whitehouse, Dayeon Ki, Jennifer Mickel, Leshem Choshen, Marek Šuppa, Jan Batzner, Jenny Chim, Jeba Sania, Yanan Long, Hossein A. Rahmani, Christina Knight, Yiyang Nan, Jyoutir Raj, Yu Fan, Shubham Singh, Subramanyam Sahoo, Eliya Habba, Usman Gohar, Siddhesh Pawar, Robert Scholz, Arjun Subramonian, Jingwei Ni, Mykel Kochenderfer, Sanmi Koyejo, Mrinmaya Sachan, Stella Biderman, Zeerak Talat, Avijit Ghosh, and Irene Solaiman. When ai benchmarks plateau: A systematic study of benchmark saturation, 2026. URL <https://arxiv.org/abs/2602.16763>.
- [3] Ramya Akula and Ivan Garibay. Audit and assurance of AI algorithms: A framework to ensure ethical algorithmic practices in artificial intelligence, 2021. URL <https://arxiv.org/abs/2107.14046>.
- [4] Nawaf Alampara, Mara Schilling-Wilhelmi, and Kevin Maik Jablonka. Lessons from the trenches on evaluating machine-learning systems in materials science. *Computational Materials Science*, 2025.
- [5] Morteza Alizadeh, Mehrdad Oveisi, Sonya Falahati, Ghazal Mousavi, Mohsen Alambardar Meybodi, Somayeh Sadat Mehrnia, Ilker Hacihaliloglu, Arman Rahmim, and Mohammad R. Salmanpour. AllMetrics: A unified Python library for standardized metric evaluation and robust data validation in machine learning, 2025. URL <https://arxiv.org/abs/2505.15931>.
- [6] Sherry R. Arnstein. A ladder of citizen participation. *Journal of the American Institute of Planners*, 1969.
- [7] Artificial Analysis. Comparison of AI models across intelligence, performance, and price, 2026. URL <https://artificialanalysis.ai/models>.
- [8] Frank Bagehorn, Kristina Brimijoin, Elizabeth M. Daly, Jessica He, Michael Hind, Luis Garces-Erice, Christopher Giblin, Ioana Giurgiu, Jacquelyn Martino, Rahul Nair, David Piorkowski, Ambrish Rawat, John Richards, Sean Rooney, Dhaval Salwala, Seshu Tirupathi,

- Peter Urbanetz, Kush R. Varshney, Inge Vejsbjerg, and Mira L. Wolf-Bauwens. Ai risk atlas: Taxonomy and tooling for navigating ai risks and resources, 2025. URL <https://arxiv.org/abs/2503.05780>.
- [9] Simone Balloccu, Patrícia Schmidtová, Mateusz Lango, and Ondrej Dusek. Leak, cheat, repeat: Data contamination and evaluation malpractices in closed-source LLMs. In *Proceedings of the 18th Conference of the European Chapter of the Association for Computational Linguistics (Volume 1: Long Papers)*, 2024.
- [10] Claire Barale, Michael Rovatsos, and Nehal Bhuta. When fairness isn't statistical: The limits of machine learning in evaluating legal reasoning, 2025. URL <https://arxiv.org/abs/2506.03913>.
- [11] Jan Batzner*. Every eval ever: Toward a common language for AI eval reporting. <https://evalval.ai.com/infrastructure/2026/02/17/everyeval-ever-launch/>, February 2026. Accessed: 2026-5-5.
- [12] Andrew M. Bean, Ryan Othniel Kearns, Angelika Romanou, Franziska Sofia Hafner, Harry Mayne, Jan Batzner, Negar Foroutan, Chris Schmitz, Karolina Korgul, Hunar Batra, Oishi Deb, Emma Beharry, Cornelius Emde, Thomas Foster, Anna Gausen, María Grandury, Simeng Han, Valentin Hofmann, Lujain Ibrahim, Hazel Kim, Hannah Rose Kirk, Fangru Lin, Gabrielle Kaili-May Liu, Lennart Luetzgau, Jabez Magomere, Jonathan Rystrom, Anna Sotnikova, Yushi Yang, Yilun Zhao, Adel Bibi, Antoine Bosselut, Ronald Clark, Arman Cohan, Jakob Foerster, Yarin Gal, Scott A. Hale, Inioluwa Deborah Raji, Christopher Summerfield, Philip H. S. Torr, Cozmin Ududec, Luc Rocher, and Adam Mahdi. Measuring what matters: Construct validity in large language model benchmarks, 2025. URL <https://arxiv.org/abs/2511.04703>.
- [13] Silvia Beddar-Wiesing, Alice Moallem-Oureh, Marie Kempkes, and Josephine M. Thomas. Absolute evaluation measures for machine learning: A survey, 2025. URL <https://arxiv.org/abs/2507.03392>.
- [14] Edward Beeching, Clémentine Fourier, Nathan Habib, Sheon Han, Nathan Lambert, Nazneen Rajani, Omar Sanseviero, Lewis Tunstall, and Thomas Wolf. Open llm leaderboard (2023-2024). https://huggingface.co/spaces/open-llm-leaderboard-old/open_llm_leaderboard, 2023.
- [15] Stella Biderman, Hailey Schoelkopf, Lintang Sutawika, Leo Gao, Jonathan Tow, Baber Abbasi, Alham Fikri Aji, Pawan Sasanka Ammanamanchi, Sidney Black, Jordan Clive, et al. Lessons from the trenches on reproducible evaluation of language models. *arXiv preprint arXiv:2405.14782*, 2024.
- [16] Samuel Bilson, Maurice Cox, Anna Pustogvar, and Andrew Thompson. A metrological framework for uncertainty evaluation in machine learning classification models. *Metrologia*, 2025.
- [17] Knut Blind. The impact of standardisation and standards on innovation. In *Handbook of innovation policy impact*. Edward Elgar Publishing, 2016.
- [18] Miranda Bogen, Chinmay Deshpande, Ruchika Joshi, Evani Radiya-Dixit, Amy Winecoff, and Kevin Bankston. Assessing ai: Surveying the spectrum of approaches to understanding and auditing ai systems, 2025. URL <https://cdt.org/wp-content/uploads/2025/01/2025-01-15-CDT-AI-Gov-Lab-Auditing-AI-report.pdf>.
- [19] Rishi Bommasani. Evaluation for change. In *Findings of the Association for Computational Linguistics: ACL 2023*, 2023.
- [20] Florian Bordes, Candace Ross, Justine T Kao, Evangelia Spiliopoulou, and Adina Williams. Eval factsheets: A structured framework for documenting ai evaluations, 2025. URL <https://arxiv.org/abs/2512.04062>.
- [21] Bernice B. Brown. Delphi process: A methodology used for the elicitation of opinions of experts. Technical report, RAND Corporation, Santa Monica, CA, 1968.

- [22] María Victoria Carro, Ryan Burnell, Carlos Mougan, Anka Reuel, Wout Schellaert, Olawale Elijah Salaudeen, Lexin Zhou, Patricia Paskov, Anthony G. Cohn, and Jose Hernandez-Orallo. Prep-eval: A pre-registration and reporting protocol for ai evaluations. Manuscript under review, 2025. URL <https://pre-eval.github.io>.
- [23] Christopher Carroll, Andrew Booth, and Katy Cooper. A worked example of “best fit” framework synthesis: A systematic review of views concerning the taking of some potential chemopreventive agents. *BMC Medical Research Methodology*, 11:29, 2011. doi: 10.1186/1471-2288-11-29.
- [24] Stephen Casper, Carson Ezell, Charlotte Siegmann, Noam Kolt, Taylor Lynn Curtis, Benjamin Bucknall, Andreas Haupt, Kevin Wei, Jérémy Scheurer, Marius Hobbhahn, Lee Sharkey, Satyapriya Krishna, Marvin Von Hagen, Silas Alberti, Alan Chan, Qinyi Sun, Michael Gerovitch, David Bau, Max Tegmark, David Krueger, and Dylan Hadfield-Menell. Black-box access is insufficient for rigorous AI audits, 2024. URL <https://arxiv.org/abs/2401.14446>.
- [25] Stephen Cave. The problem with intelligence: Its value-laden history and the future of AI. In *Proceedings of the AAAI/ACM Conference on AI, Ethics, and Society*, pages 243–249, New York, NY, USA, 2020. Association for Computing Machinery. ISBN 9781450370615. doi: 10.1145/3375627.3375813.
- [26] Center for AI Standards and Innovation. Managing misuse risk for dual-use foundation models. Initial Public Draft NIST AI 800-2 IPD, National Institute of Standards and Technology, January 2026. URL <https://nvlpubs.nist.gov/nistpubs/ai/NIST.AI.800-2.ipd.pdf>.
- [27] Jaganmohan Chandrasekaran, Tyler Cody, Nicola McCarthy, Erin Lanus, and Laura Freeman. Test & evaluation best practices for machine learning-enabled systems, 2023. URL <https://arxiv.org/abs/2310.06800>.
- [28] Celia Chen and Alex Leitch. Evaluating machine expertise: How graduate students develop frameworks for assessing GenAI content, 2025. URL <https://arxiv.org/abs/2504.17964>.
- [29] Wei-Lin Chiang, Lianmin Zheng, Ying Sheng, Anastasios Nikolas Angelopoulos, Tianle Li, Dacheng Li, Banghua Zhu, Hao Zhang, Michael Jordan, Joseph E. Gonzalez, and Ion Stoica. Chatbot arena: An open platform for evaluating LLMs by human preference. In *Forty-first International Conference on Machine Learning*, 2024.
- [30] Gary S. Collins, Karel G. M. Moons, Paula Dhiman, Richard D. Riley, Andrew L. Beam, Ben Van Calster, Marzyeh Ghassemi, Xiaoxuan Liu, Johannes B. Reitsma, Maarten van Smeden, et al. TRIPOD+AI statement: Updated guidance for reporting clinical prediction models that use regression or machine learning methods. *BMJ*, 2024.
- [31] Sasha Costanza-Chock, Emma Harvey, Inioluwa Deborah Raji, Martha Czernuszenko, and Joy Buolamwini. Who audits the auditors? recommendations from a field scan of the algorithmic auditing ecosystem, 2023. URL <https://arxiv.org/abs/2310.02521>.
- [32] Ruchira Dhar, Danae Sanchez Villegas, Antonia Karamolegkou, Alice Schiavone, Yifei Yuan, Xinyi Chen, Jiaang Li, Stella Frank, Laura De Grazia, Monorama Swain, et al. Evalcards: A framework for standardized evaluation reporting, 2025.
- [33] Cheng Ding, Zhicheng Guo, Cynthia Rudin, Ran Xiao, Fadi B. Nahab, and Xiao Hu. Reconsideration on evaluation of machine learning models in continuous monitoring using wearables, 2023. URL <https://arxiv.org/abs/2312.02300>.
- [34] Epoch AI. Introducing Epoch AI’s AI benchmarking hub, 2024. URL <https://epoch.ai/blog/introducing-benchmarks-dashboard>.
- [35] Maria Eriksson, Erasmo Purificato, Arman Noroozian, Joao Vinagre, Guillaume Chaslot, Emilia Gomez, and David Fernandez-Llorca. Can we trust AI benchmarks? An interdisciplinary review of current issues in AI evaluation. In *AIES*, 2025.

- [36] European Commission, DG CONNECT. The general-purpose AI code of practice: Safety & security chapter, July 2025. URL <https://digital-strategy.ec.europa.eu/en/policies/ai-code-practice>. European Commission policy webpage, published July 10, 2025.
- [37] European Commission, DG CONNECT. The general-purpose AI code of practice: Transparency chapter, July 2025. URL <https://digital-strategy.ec.europa.eu/en/policies/ai-code-practice>. European Commission policy webpage, published July 10, 2025.
- [38] EvalEval Coalition. EvalEval: Every eval ever shared task, 2024. URL <https://evalvalai.com/events/shared-task-every-eval-ever/>.
- [39] Luciana Ferrer, Odette Scharenborg, and Tom Bäckström. Good practices for evaluation of machine learning systems, 2024. URL <https://arxiv.org/abs/2412.03700>.
- [40] Frontier Model Forum. Frontier capability assessment. Technical report, Frontier Model Forum, April 2025.
- [41] Timnit Gebru, Jamie Morgenstern, Briana Vecchione, Jennifer Wortman Vaughan, Hanna Wallach, Hal Daumé III, and Kate Crawford. Datasheets for datasets. *Commun. ACM*, 2021.
- [42] Sebastian Gehrmann, Elizabeth Clark, and Thibault Sellam. Repairing the cracked foundation: A survey of obstacles in evaluation practices for generated text. *Journal of Artificial Intelligence Research*, 2023.
- [43] Shaona Ghosh, Heather Frase, Adina Williams, Sarah Luger, Paul Röttger, Fazl Barez, Sean McGregor, Kenneth Fricklas, Mala Kumar, Quentin Feuillade-Montixi, Kurt Bollacker, Felix Friedrich, Ryan Tsang, Bertie Vidgen, Alicia Parrish, Chris Knotz, Eleonora Presani, Jonathan Bennion, Marisa Ferrara Boston, Mike Kuniavsky, Wiebke Hutiri, James Ezick, Malek Ben Salem, Rajat Sahay, Sujata Goswami, Usman Gohar, Ben Huang, Supheakmungkol Sarin, Elie Alhajjar, Canyu Chen, Roman Eng, Kashyap Ramanandula Manjusha, Virendra Mehta, Eileen Long, Murali Emani, Natan Vidra, Benjamin Rukundo, Abolfazl Shahbazi, Kongtao Chen, Rajat Ghosh, Vithursan Thangarasa, Pierre Peigné, Abhinav Singh, Max Bartolo, Satyapriya Krishna, Mubashara Akhtar, Rafael Gold, Cody Coleman, Luis Oala, Vassil Tashev, Joseph Marvin Imperial, Amy Russ, Sasidhar Kunapuli, Nicolas Miaillhe, Julien Delaunay, Bhaktipriya Radharapu, Rajat Shinde, Tuesday, Debojyoti Dutta, Declan Grabb, Ananya Gangavarapu, Saurav Sahay, Agasthya Gangavarapu, Patrick Schramowski, Stephen Singam, Tom David, Xudong Han, Priyanka Mary Mammen, Tarunima Prabhakar, Venelin Kovatchev, Rebecca Weiss, Ahmed Ahmed, Kelvin N. Manyeki, Sandeep Madireddy, Foutse Khomh, Fedor Zhdanov, Joachim Baumann, Nina Vasan, Xianjun Yang, Carlos Moug, Jibin Rajan Varghese, Hussain Chinoy, Seshakrishna Jitendar, Manil Maskey, Claire V. Hardgrove, Tianhao Li, Aakash Gupta, Emil Joswin, Yifan Mai, Shachi H Kumar, Cigdem Patlak, Kevin Lu, Vincent Alessi, Sree Bhargavi Balija, Chenhe Gu, Robert Sullivan, James Gealy, Matt Lavrisa, James Goel, Peter Mattson, Percy Liang, and Joaquin Vanschoren. Ailuminat: Introducing v1.0 of the ai risk and reliability benchmark from mlcommons, 2025. URL <https://arxiv.org/abs/2503.05731>.
- [44] Ryan Greenblatt, Fabien Roger, Dmitrii Krashennnikov, and David Krueger. Stress-testing capability elicitation with password-locked models, 2024. URL <https://arxiv.org/abs/2405.19550>.
- [45] Yuling Gu, Oyvind Tafjord, Bailey Kuehl, Dany Haddad, Jesse Dodge, and Hannaneh Hajishirzi. Olmes: A standard for language model evaluations. In *Findings of the Association for Computational Linguistics: NAACL 2025*, pages 5005–5033, 2025.
- [46] Neha R. Gupta, Jessica Hullman, and Hari Subramonyam. A conceptual framework for ethical evaluation of machine learning systems. In *Proceedings of the 2024 AAAI/ACM Conference on AI, Ethics, and Society*, 2025.
- [47] Furkan Gursay and Ioannis A. Kakadiaris. System cards for AI-based decision-making for public policy, 2022. URL <https://arxiv.org/abs/2203.04754>.

- [48] Flavio Hafner and Chang Sun. Empirical privacy evaluations of generative and predictive machine learning models – a review and challenges for practice, 2024. URL <https://arxiv.org/abs/2411.12451>.
- [49] Amelia Hardy, Anka Reuel, Kiana Jafari Meimandi, Lisa Soder, Allie Griffith, Dylan M Asmar, Sanmi Koyejo, Michael S. Bernstein, and Mykel John Kochenderfer. More than marketing? on the information value of ai benchmarks for practitioners. In *Proceedings of the 30th International Conference on Intelligent User Interfaces*, 2025.
- [50] Andreas Hochlehnert, Hardik Bhatnagar, Vishaal Udandara, Samuel Albanie, Ameya Prabhu, and Matthias Bethge. A sober look at progress in language model reasoning: Pitfalls and paths to reproducibility. In *Second Conference on Language Modeling*, 2025.
- [51] Aris Hofmann, Inge Vejsbjerg, Dhaval Salwala, and Elizabeth Daly. Auto-benchmarkcard: Automated synthesis of benchmark documentation. In *Proceedings of the 2026 AAAI Conference on Artificial Intelligence*, volume 40(48), pages 41598–41600, 2026. doi: 10.1609/aaai.v40i48.42352.
- [52] Saffron Huang, Esin Durmus, Miles McCain, Kunal Handa, Alex Tamkin, Jerry Hong, Michael Stern, Arushi Somani, Xiuruo Zhang, and Deep Ganguli. Values in the wild: Discovering and analyzing values in real-world language model interactions, 2025. URL <https://arxiv.org/abs/2504.15236>.
- [53] Ben Hutchinson, Negar Rostamzadeh, Christina Greer, Katherine Heller, and Vinodkumar Prabhakaran. Evaluation gaps in machine learning practice. In *Proceedings of the 2022 ACM Conference on Fairness, Accountability, and Transparency*, 2022.
- [54] Syed Ashar Javed, Dinkar Juyal, Zahil Shanis, Shreya Chakraborty, Harsha Pokkalla, and Aaditya Prakash. Rethinking machine learning model evaluation in pathology, 2022. URL <https://arxiv.org/abs/2204.05205>.
- [55] Ayrton San Joaquin, Rokas Gipiškis, Leon Staufer, and Ariel Gil. Deprecating benchmarks: Criteria and framework. In *ICML Workshop on Technical AI Governance (TAIG)*, 2025.
- [56] Sayash Kapoor, Ethan M. Cantrell, Keiran Peng, Thanh Huy Pham, Christopher A. Bail, Odd Erik Gundersen, Jake M. Hofman, Jessica Hullman, Michael A. Lones, Meenal M. Malik, Priyanka Nanayakkara, Russell A. Poldrack, Inioluwa Deborah Raji, Mike Roberts, Matthew J. Salganik, Marta Serra-Garcia, Brandon M. Stewart, Gilles Vandewiele, and Arvind Narayanan. REFORMS: Consensus-based recommendations for machine-learning-based science. *Science Advances*, 2024.
- [57] Dongjun Kim, Gyuho Shim, Yongchan Chun, Minhyuk Kim, Chanjun Park, and Heuseok Lim. Benchmark profiling: Mechanistic diagnosis of LLM benchmarks, 2025. URL <https://arxiv.org/abs/2510.01232>.
- [58] Noam Kolt, Markus Anderljung, Jess Barnhart, Imogen Brass, Kevin Esvelt, Gillian K. Hadfield, Lukas Heim, Marianela Rodriguez, Jonas B. Sandbrink, and Tom Woodside. Responsible reporting for frontier AI development. In *Proceedings of the AAAI/ACM Conference on AI, Ethics, and Society (AIES)*, 2024.
- [59] J. Richard Landis and Gary G. Koch. The measurement of observer agreement for categorical data. *Biometrics*, 1977.
- [60] Christoph Leiter, Piyawat Lertvittayakumjorn, Marina Fomicheva, Wei Zhao, Yang Gao, and Steffen Eger. Towards explainable evaluation metrics for machine translation. *Journal of Machine Learning Research*, 2024.
- [61] Karim Lekadir, Alejandro F. Frangi, Antonio R. Porras, Ben Glocker, et al. FUTURE-AI: International consensus guideline for trustworthy and deployable artificial intelligence in healthcare. *BMJ*, 2025.

- [62] Percy Liang, Rishi Bommasani, Tony Lee, Dimitris Tsipras, Dilara Soylu, Michihiro Yasunaga, Yian Zhang, Deepak Narayanan, Yuhuai Wu, Ananya Kumar, Benjamin Newman, Binhang Yuan, Bobby Yan, Ce Zhang, Christian Cosgrove, Christopher D. Manning, Christopher Ré, Diana Acosta-Navas, Drew A. Hudson, Eric Zelikman, Esin Durmus, Faisal Ladhak, Frieda Rong, Hongyu Ren, Huaxiu Yao, Jue Wang, Keshav Santhanam, Laurel Orr, Lucia Zheng, Mert Yuksekgonul, Mirac Suzgun, Nathan Kim, Neel Guha, Niladri Chatterji, Omar Khattab, Peter Henderson, Qian Huang, Ryan Chi, Sang Michael Xie, Shibani Santurkar, Surya Ganguli, Tatsunori Hashimoto, Thomas Icard, Tianyi Zhang, Vishrav Chaudhary, William Wang, Xuechen Li, Yifan Mai, Yuhui Zhang, and Yuta Koreeda. Holistic evaluation of language models, 2022. URL <https://arxiv.org/abs/2211.09110>.
- [63] Percy Liang, Rishi Bommasani, Tony Lee, Dimitris Tsipras, Dilara Soylu, Michihiro Yasunaga, Yian Zhang, Deepak Narayanan, Yuhuai Wu, Ananya Kumar, Benjamin Newman, Binhang Yuan, Bobby Yan, Ce Zhang, Christian Cosgrove, Christopher D. Manning, Christopher Ré, Diana Acosta-Navas, Drew A. Hudson, Eric Zelikman, Esin Durmus, Faisal Ladhak, Frieda Rong, Hongyu Ren, Huaxiu Yao, Jue Wang, Keshav Santhanam, Laurel Orr, Lucia Zheng, Mert Yuksekgonul, Mirac Suzgun, Nathan Kim, Neel Guha, Niladri Chatterji, Omar Khattab, Peter Henderson, Qian Huang, Ryan Chi, Sang Michael Xie, Shibani Santurkar, Surya Ganguli, Tatsunori Hashimoto, Thomas Icard, Tianyi Zhang, Vishrav Chaudhary, William Wang, Xuechen Li, Yifan Mai, Yuhui Zhang, and Yuta Koreeda. Holistic evaluation of language models. *Transactions on Machine Learning Research*, 2023. ISSN 2835-8856. URL <https://openreview.net/forum?id=i04LZibEqW>. Featured Certification, Expert Certification, Outstanding Certification.
- [64] Thomas Liao, Rohan Taori, Inioluwa Deborah Raji, and Ludwig Schmidt. Are we learning yet? a meta review of evaluation failures across machine learning. In *NeurIPS 2021 Datasets and Benchmarks Track*, 2021.
- [65] Shayne Longpre, Sayash Kapoor, Kevin Klyman, Aviya Ramaswami, Rishi Bommasani, Borhane Blili-Hamelin, Yangsibo Huang, Aleksander Skowron, Zheng-Xin Yong, Suhas Kotha, Yi Zeng, Weiyang Shi, Xianjun Yang, Reid Southen, Alexander Robey, Patrick Chao, Diyi Yang, Robin Jia, Daniel Kang, Alex Sandy Pentland, Arvind Narayanan, Percy Liang, and Peter Henderson. A safe harbor for AI evaluation and red teaming. In *Proceedings of the 41st International Conference on Machine Learning*, volume 235, pages 32691–32710. PMLR, 2024. URL <https://proceedings.mlr.press/v235/longpre24a.html>.
- [66] Kamilė Lukošiuūtė and Adam Swanda. LLM cyber evaluations don’t capture real-world risk, 2025. URL <https://arxiv.org/abs/2502.00072>.
- [67] Inbal Magar and Roy Schwartz. Data contamination: From memorization to exploitation. In *Proceedings of the 60th Annual Meeting of the Association for Computational Linguistics (Volume 2: Short Papers)*, 2022.
- [68] David Manheim. Building less-flawed metrics: Understanding and creating better measurement and incentive systems. *Patterns*, 2023.
- [69] James Mayfield, Eugene Yang, Dawn Lawrie, Sean MacAvaney, Paul McNamee, Douglas W. Oard, Luca Soldaini, Ian Soboroff, Orion Weller, Efsun Kayi, Kate Sanders, Marc Mason, and Noah Hibbler. On the evaluation of machine-generated reports. In *Proceedings of the 47th International ACM SIGIR Conference on Research and Development in Information Retrieval, SIGIR 2024*, 2024.
- [70] Tegan McCaslin, Jide Alaga, Samira Nedungadi, Seth Donoughe, Tom Reed, Rishi Bommasani, Chris Painter, and Luca Righetti. STREAM (ChemBio): A standard for transparently reporting evaluations in AI model reports, 2025. URL <https://arxiv.org/abs/2508.09853>.
- [71] Evan Miller. Adding error bars to evals: A statistical approach to language model evaluations, 2024. URL <https://arxiv.org/abs/2411.00640>.
- [72] Margaret Mitchell, Simone Wu, Andrew Zaldivar, Parker Barnes, Lucy Vasserman, Ben Hutchinson, Elena Spitzer, Inioluwa Deborah Raji, and Timnit Gebru. Model cards for model reporting. In *Proceedings of the Conference on Fairness, Accountability, and Transparency*. Association for Computing Machinery, 2019.

- [73] Moran Mizrahi, Guy Kaplan, Dan Malkin, Rotem Dror, Dafna Shahaf, and Gabriel Stanovsky. State of what art? A call for multi-prompt LLM evaluation, 2024. URL <https://arxiv.org/abs/2401.00595>.
- [74] Nikita Moghe, Tom Sherborne, Mark Steedman, and Alexandra Birch. Extrinsic evaluation of machine translation metrics. In *Proceedings of the 61st Annual Meeting of the Association for Computational Linguistics (Volume 1: Long Papers)*, 2023.
- [75] John Mongan, Linda Moy, and Charles E. Kahn Jr. Checklist for artificial intelligence in medical imaging (CLAIM): A guide for authors and reviewers. *Radiology: Artificial Intelligence*, 2020.
- [76] Shiwen Ni, Guhong Chen, Shuaimin Li, Xuanang Chen, Siyi Li, Bingli Wang, Qiyao Wang, Xingjian Wang, Yifan Zhang, Liyang Fan, Chengming Li, Ruifeng Xu, Le Sun, and Min Yang. A survey on large language model benchmarks, 2025. URL <https://arxiv.org/abs/2508.15361>.
- [77] NIST Center for AI Standards and Innovation (CAISI). Evaluation of DeepSeek AI models. Technical report, NIST, 2025. URL https://www.nist.gov/system/files/documents/2025/09/30/CAISI_Evaluation_of_DeepSeek_AI_Models.pdf.
- [78] Patryk Orzechowski and Jason H. Moore. Generative and reproducible benchmarks for comprehensive evaluation of machine learning classifiers. *Science Advances*, 2022.
- [79] Patricia Paskov, Michael J. Byun, Kevin Wei, and Toby Webster. Preliminary suggestions for rigorous GPAI model evaluations. Technical Report PE-A3971-1, RAND Corporation, May 2025. URL <https://www.rand.org/pubs/perspectives/PEA3971-1.html>.
- [80] Patricia Paskov, Lisa Soder, and Everett Smith. Toward best practices for AI evaluation and governance: A proposal for a european union general-purpose AI model evaluation standards task force. Technical Report PE-A3624-1, RAND Corporation, June 2025. URL <https://www.rand.org/pubs/perspectives/PEA3624-1.html>.
- [81] Mahima Pushkarna, Andrew Zaldivar, and Oddur Kjartansson. Data cards: Purposeful and transparent dataset documentation for responsible ai. In *Proceedings of the 2022 ACM Conference on Fairness, Accountability, and Transparency*, 2022.
- [82] Pooja S. B. Rao, Sanja Šćepanović, Dinesh Babu Jayagopi, Mauro Cherubini, and Daniele Quercia. The ai model risk catalog: What developers and researchers miss about real-world ai harms, 2025. URL <https://arxiv.org/abs/2508.16672>.
- [83] Maribeth Rauh, John F.J. Mellor, Jonathan Uesato, Po-Sen Huang, Johannes Welbl, Laura Weidinger, Sumanth Dathathri, Amelia Glaese, Geoffrey Irving, Iason Gabriel, William Isaac, and Lisa Anne Hendricks. Characteristics of harmful text: Towards rigorous benchmarking of language models. In *NeurIPS 2022 Datasets and Benchmarks*, 2022.
- [84] Richard Ren, Steven Basart, Adam Khoja, Alice Gatti, Long Phan, Xuwang Yin, Mantas Mazeika, Alexander Pan, Gabriel Mukobi, Ryan H. Kim, Stephen Fitz, and Dan Hendrycks. SafetyWashing: Do AI safety benchmarks actually measure safety progress?, 2024. URL <https://arxiv.org/abs/2407.21792>.
- [85] Anka Reuel, Amelia Hardy, Chandler Smith, Max Lamparth, Malcolm Hardy, and Mykel J. Kochenderfer. Betterbench: Assessing ai benchmarks, uncovering issues, and establishing best practices. In *NeurIPS 2024 Track Datasets and Benchmarks Track*, 2024.
- [86] Shalaleh Rismani, Renee Shelby, Leah Davis, Negar Rostamzadeh, and AJung Moon. Measuring what matters: Connecting ai ethics evaluations to system attributes, hazards, and harms. *Proceedings of the AAAI/ACM Conference on AI, Ethics, and Society*, 2025.
- [87] Olawale Salaudeen, Anka Reuel, Ahmed Ahmed, Suhana Bedi, Zachary Robertson, Sudharsan Sundar, Ben Domingue, Angelina Wang, and Sanmi Koyejo. Measurement to meaning: A validity-centered framework for AI evaluation, 2025. URL <https://arxiv.org/abs/2505.10573>.

- [88] Malik Sallam, Muna Barakat, and Maram Sallam. A preliminary checklist (METRICS) to standardize the design and reporting of studies on generative artificial intelligence-based models in health care education and practice: Development study involving a literature review. *Interactive Journal of Medical Research*, 13:e54704, February 2024. doi: 10.2196/54704.
- [89] A. G. R. Sandeepa and Sanka Mohottala. Evaluation of machine learning models in student academic performance prediction. In *2025 5th International Conference on Advanced Research in Computing (ICARC)*, 2025.
- [90] Reva Schwartz, Rumman Chowdhury, Akash Kundu, Heather Frase, Marzieh Fadaee, Tom David, Gabriella Waters, Afaf Taik, Morgan Briggs, Patrick Hall, Shomik Jain, Kyra Yee, Spencer Thomas, Sundeep Bhandari, Paul Duncan, Andrew Thompson, Maya Carlyle, Qinghua Lu, Matthew Holmes, and Theodora Skeadas. Reality check: A new evaluation ecosystem is necessary to understand ai's real world effects, 2025. URL <https://arxiv.org/abs/2505.18893>.
- [91] Ee Wei Seah, Yongsen Zheng, Naga Nikshith, Mahran Morsidi, Gabriel Waikin Loh Matienzo, Nigel Gay, Akriti Vij, Benjamin Chua, En Qi Ng, Sharmini Johnson, Vanessa Wilfred, Wan Sie Lee, Anna Davidson, Catherine Devine, Erin Zorer, Gareth Holvey, Harry Coppock, James Walpole, Jerome Wynee, Magda Dubois, Michael Schmatz, Patrick Keane, Sam Deverett, Bill Black, Bo Yan, Bushra Sabir, Frank Sun, Hao Zhang, Harriet Farlow, Helen Zhou, Lingming Dong, Qinghua Lu, Seung Jang, Sharif Abuadbbba, Simon O'Callaghan, Suyu Ma, Tom Howroyd, Cyrus Fung, Fatemeh Azadi, Isar Nejadgholi, Krishnapriya Vishnubhotla, Pulei Xiong, Saeedeh Lohrasbi, Scott Buffett, Shahrear Iqbal, Sowmya Vajjala, Anna Safont-Andreu, Luca Massarelli, Oskar van der Wal, Simon M'oller, Agnes Delaborde, Joris Dugu'ep'eroux, Nicolas Rolin, Romane Gallienne, Sarah Behanzin, Tom Seimandi, Akiko Murakami, Takayuki Semitsu, Teresa Tsukiji, Angela Kinuthia, Michael Michie, Stephanie Kasaon, Jean Wangari, Hankyul Baek, Jaewon Noh, Kihyuk Nam, Sang Seo, Sungpil Shin, Taewhi Lee, and Yongsu Kim. Improving methodologies for agentic evaluations across domains: Leakage of sensitive information, fraud and cybersecurity threats, 2026. URL <https://arxiv.org/abs/2601.15679>.
- [92] Toby Shevlane, Sebastian Farquhar, Ben Garfinkel, Mary Phuong, Jess Whittlestone, Jade Leung, Daniel Kokotajlo, Nahema Marchal, Markus Anderljung, Noam Kolt, Lewis Ho, Divya Siddarth, Shahar Avin, Will Hawkins, Been Kim, Iason Gabriel, Vijay Bolina, Jack Clark, Yoshua Bengio, Paul Christiano, and Allan Dafoe. Model evaluation for extreme risks, 2023. URL <https://arxiv.org/abs/2305.15324>.
- [93] Shivalika Singh, Yiyang Nan, Alex Wang, Daniel D'souza, Sayash Kapoor, Ahmet Üstün, Sanmi Koyejo, Yuntian Deng, Shayne Longpre, Noah A. Smith, Beyza Ermis, Marzieh Fadaee, and Sara Hooker. The leaderboard illusion. In *The Thirty-ninth Annual Conference on Neural Information Processing Systems Datasets and Benchmarks Track*, 2026. URL <https://openreview.net/forum?id=4Ae8edNqm0>.
- [94] Anna Sokol, Elizabeth M. Daly, Michael Hind, David Piorkowski, Xiangliang Zhang, Nuno Moniz, and Nitesh V Chawla. Benchmarkcards: Standardized documentation for large language model benchmarks. In *The Thirty-ninth Annual Conference on Neural Information Processing Systems Datasets and Benchmarks Track*, 2025. URL <https://openreview.net/forum?id=b2IJBWhGFu>.
- [95] Tobin South, Alexander Camuto, Shrey Jain, Shayla Nguyen, Robert Mahari, Christian Paquin, Jason Morton, and Alex 'Sandy' Pentland. Verifiable evaluations of machine learning models using zkSNARKs, 2024. URL <https://arxiv.org/abs/2402.02675>.
- [96] Leon Stauffer, Mick Yang, Anka Reuel, and Stephen Casper. Audit cards: Contextualizing AI evaluations, 2025. URL <https://arxiv.org/abs/2504.13839>.
- [97] Elham Tabassi. Artificial intelligence risk management framework (ai rmf 1.0). NIST AI 100-1, National Institute of Standards and Technology, January 2023. URL <https://doi.org/10.6028/NIST.AI.100-1>.
- [98] Jussi Tohka and Mark van Gils. Evaluation of machine learning algorithms for health and wellness applications: A tutorial. *Computers in Biology and Medicine*, 2021.

- [99] UK AI Safety Institute. Long-form tasks: A methodology for evaluating advanced AI systems, December 2024. URL <https://www.aisi.gov.uk/work/long-form-tasks>. AISI Work (report).
- [100] UK AI Safety Institute. A structured protocol for elicitation experiments: Calibrating AI risk assessment through rigorous elicitation practices, July 2025. URL <https://www.aisi.gov.uk/work/our-approach-to-ai-capability-elicitation>. AISI Work (blog post).
- [101] UK Department for Science, Innovation and Technology. Emerging processes for frontier AI safety. Technical report, UK Government, October 2023. Policy paper. Open Government Licence v3.0.
- [102] UKGovernmentBEIS. Ukgovernmentbeis/inspect_ai: Inspect: A framework for large language model evaluations, May 2026. URL https://github.com/UKGovernmentBEIS/inspect_ai.
- [103] Paul A. Ullrich, Elizabeth A. Barnes, William D. Collins, Kate Dagon, Siyuan Duan, Jacqueline Elms, Jiwoo Lee, L. Ruby Leung, Dan Lu, Michael J. Molina, Travis A. O’Brien, and Forrest O. Rebasoo. Recommendations for comprehensive and independent evaluation of machine learning-based earth system models. *Journal of Geophysical Research: Machine Learning and Computation*, 2025.
- [104] Hanna Wallach, Meera Desai, Nicholas Pangakis, A. Feder Cooper, Angelina Wang, Solon Barocas, Alexandra Chouldechova, Chad Atalla, Su Lin Blodgett, Emily Corvi, P. Alex Dow, Jean Garcia-Gathright, Alexandra Olteanu, Stefanie Reed, Emily Sheng, Dan Vann, Jennifer Wortman Vaughan, Matthew Vogel, Hannah Washington, and Abigail Z. Jacobs. Evaluating generative AI systems is a social science measurement challenge. In *Proceedings of the 42nd International Conference on Machine Learning*, 2024. URL <https://openreview.net/forum?id=1ZC4RNjqzU>.
- [105] Yubo Wang, Xueguang Ma, Ge Zhang, Yuansheng Ni, Abhranil Chandra, Shiguang Guo, Weiming Ren, Aaran Arulraj, Xuan He, Ziyang Jiang, et al. Mmlu-pro: A more robust and challenging multi-task language understanding benchmark. *Advances in Neural Information Processing Systems*, 37:95266–95290, 2024.
- [106] Kevin L. Wei, Patricia Paskov, Sunishchal Dev, Michael J. Byun, Anka Reuel, Xavier Roberts-Gaal, Rachel Calcott, Evie Coxon, and Chinmay Deshpande. Recommendations and reporting checklist for rigorous & transparent human baselines in model evaluations, 2025. URL <https://arxiv.org/abs/2506.13776>.
- [107] Laura Weidinger, Inioluwa Deborah Raji, Hanna Wallach, Margaret Mitchell, Angelina Wang, Olawale Salaudeen, Rishi Bommasani, Deep Ganguli, Sanmi Koyejo, and William Isaac. Toward an evaluation science for generative AI systems, 2025. URL <https://arxiv.org/abs/2503.05336>.
- [108] Jess Whittlestone and Jack Clark. Why and how governments should monitor AI development, 2021. URL <https://arxiv.org/abs/2108.12427>.
- [109] Chrysoula Zerva and André F. T. Martins. Conformalizing machine translation evaluation. *Transactions of the Association for Computational Linguistics*, 2024.
- [110] Dora Zhao, Qianou Ma, Xinran Zhao, Chenglei Si, Chenyang Yang, Ryan Louie, Ehud Reiter, Diyi Yang, and Tongshuang Wu. SPHERE: An evaluation card for human-AI systems. In *Findings of the Association for Computational Linguistics: ACL 2025*, pages 1340–1365. Association for Computational Linguistics, 2025. doi: 10.18653/v1/2025.findings-acl.70. URL <https://aclanthology.org/2025.findings-acl.70/>.
- [111] Lexin Zhou, Lorenzo Pacchiardi, Fernando Martínez-Plumed, Katherine M. Collins, Yael Moros-Daval, Seraphina Zhang, Qinlin Zhao, Yitian Huang, Luning Sun, Jonathan E. Prunty, Zongqian Li, Pablo Sánchez-García, Kexin Jiang-Chen, Pablo A. M. Casares, Jiyun Zu, John Burden, Behzad Mehrbakhsh, David Stillwell, Manuel Cebrian, Jindong Wang, Peter Henderson, Sherry Tongshuang Wu, Patrick C. Kyllonen, Lucy Cheke, and José Hernández-Orallo. General scales unlock AI evaluation with explanatory and predictive power. *Nature*, 2026.

Appendix

Table of Contents

A	EVALUATION CARDS in Practice	21
A.1	Hierarchy	21
A.2	Corpus	21
A.3	Model-level walkthrough: GPT-5	21
A.4	Evaluation-level walkthrough: MMLU-Pro	22
A.5	Corpus-level analysis	22
B	Limitations & Future Work	24
C	Interview Methodology	25
C.1	Interview Participants	25
C.2	Interview Guide	25
C.3	Limitations	26
D	Data Normalization	27
D.1	Inputs	27
D.2	Pipeline	27
D.3	Worked Examples	28
E	Compute Resources	33
F	User Personas	34
G	Governance	35
G.1	Roles	35
G.2	Change classes	35
G.3	Proposal format	35
G.4	Versioning and deprecation	35
G.5	Conflict resolution	35
G.6	Transparency	36
G.7	Sustainability	36
H	Methodology	37
H.1	Computation of Interpretive Signals	37
H.2	Aggregation Across Views	39
H.3	Agreement metrics	39
H.4	Benchmark Categorization	40
I	Related Work Extended	42
J	Systematic Literature Review	43
J.1	Background and Previous Work	43
J.2	Methods	43
J.3	Results	49
J.4	Discussion	57
J.5	Conclusion	59
J.6	Data Availability	59
J.7	Systematic Review References	59
J.8	Codebook for the Classification, Grouping and Synthesis of Extracted Items	61
J.9	Delphi Items	69

J.10	PRISMA 2020 Checklist	79
K	EVALUATION CARDS UI	83
K.1	Model view: GPT-5	83
K.2	Benchmark view: MMLU-Pro	83
K.3	Developer View	87
L	Fields Ingested by EVALUATION CARDS	88
M	Mapping from Systematic Literature Review to EVALUATION CARDS Schema and Interpretive Signals	94
N	Code and Demo	95

A EVALUATION CARDS in Practice

This section illustrates the analyses EVALUATION CARDS supports. We present examples of the five-level rollout hierarchy (A.1), a model-level walkthrough (A.3), a benchmark-level walkthrough (Section A.4), and example corpus-level aggregations of the evaluation integrity signals (Section A.5). Walkthroughs are direct renderings of the EVALUATION CARDS interface at June 4, 2026.

A.1 Hierarchy

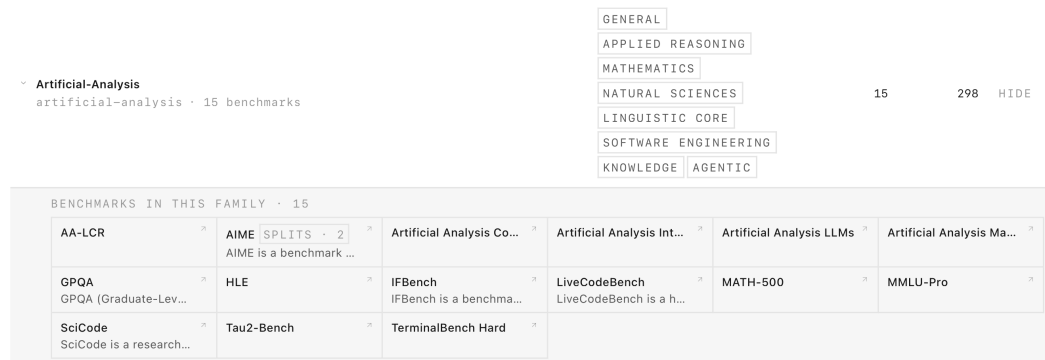


Figure 4: Hierarchy for the composite Artificial Analysis, comprising 15 benchmarks.

A.2 Corpus

As of June 4, 2026, the corpus contains 5,816 models, 635 single-benchmarks organized into 62 families and 10 composites, and 101,955 reported results with 211 Auto-BenchmarkCards contributed by 30 organizations. Results are ingested through the EEE converter pipeline (HELM, lm-eval-harness, Inspect AI), benchmark leaderboard scrapes, and direct community contribution. The corpus overrepresents English-language benchmarks and frontier-scale models, reflecting the language and scale distributions of the ingestion sources.

A.3 Model-level walkthrough: GPT-5

We walk through the EVALUATION CARDS profile of GPT-5 to illustrate what the four interpretive signals surface for a single frontier model.

Setup. The model has 213 documented results over 118 benchmarks, and is reported by 19 organizations across 2 source types (first and third party).

Reproducibility. 202 of the model’s 213 reported results (95%) have at least one missing field in the minimal reproducibility sub-schema (temperature and max_tokens). Only 11 results have these fields completed. The interface surfaces this metric as a reproducibility gap (Section 4).

Completeness. Of the benchmarks reported on GPT-5, 64 have matching Auto-BenchmarkCards and score 93% on completeness. The remaining benchmarks score 11% on completeness. A few of the most populated benchmarks include livecodebench-pro and global-mmlu-lite.

Provenance. 27 of the model’s reported results are first-party (13%). 186 of the results are third-party or independent (87%). Example cases of first-party only reporting include FrontierMath and HumanEval.

Comparability. Many benchmarks show differences in score across sources, likely as a result of setup. One concrete example includes MATH-500, which is reported by 3 organizations with scores ranging from 84.7% (LLM Stats) to 98.9% (Artificial Analysis). EVALUATION CARDS presents these differences, which are difficult to determine or even completely missing on individual leaderboards.

What this view shows. EVALUATION CARDS reveals that 95% of the 213 documented results on GPT-5 lack the parameters needed to create independent verification and reproducibility. Additionally,

it shows which benchmarks have first-party only reporting and no supplementary reproduced scores. Even when multiple sources exist, benchmarks such as MATH-500 diverge in score.

A.4 Evaluation-level walkthrough: MMLU-Pro

We walk through the EVALUATION CARDS profile of MMLU-Pro to illustrate what the comparability signal and benchmark-level reporting completeness surface across the models that report it. This analysis aggregates MMLU-Pro results across 8 reporting organizations in the EVALUATION CARDS corpus, as opposed to individual evaluations that may be per-model and show a single source view.

Setup. The benchmark has 401 documented models from 8 organizations and spans 5,079 reported results.

Benchmark reporting completeness. The benchmark’s own Auto-BenchmarkCards record populates 26 out of 28 operationalized fields. The interface flags a badge over benchmark-level missing reporting fields.

Reproducibility 98% of reported results (4,975 of 5,079) have at least one missing field in the minimal reproducibility sub-schema. 104 results have the minimum reproducibility sub-schema reported.

Source-type distribution. Out of the 401 models reported on this benchmark, 95.5% have third-party only results (383), 1.5% have first-party only results (6), and 3.0% have both (12). 41.4% of the models (166) have multi-source reporting from two or more organizations.

Variant and setup divergence. 11 cases exist where the same model is reported on this benchmark under different setups, with the score divergence exceeding the comparability threshold (Section 4.2, item 1). EVALUATION CARDS flags these results as potentially setup dependent for readers to understand evaluation level comparability.

Cross-party divergence. 6 model entries on this benchmark have multi-source reports with score divergence exceeding the threshold. For example, Llama 3.2 reported a 20.9% score by Hugging Face and 61.8% score by Arcadia Impact.

What this view shows. MMLU-Pro’s leaderboard displays a single score model that does not have metadata on generation parameters. By aggregating across 8 reporting sources, our view reveals that 98% of reported results lack the configuration needed to reach independent verification. We also see that scores for the same model diverge across organizations.

A.5 Corpus-level analysis

The walkthroughs above show what EVALUATION CARDS surfaces for one model and one benchmark. Aggregating across the corpus shows whether the patterns are systematic.

Reproducibility. Across the corpus, 48,698 of 50,461 reported (model, benchmark, metric-path) triples (96.5%) have at least one field missing from the minimal reproducibility sub-schema (Section 4.2, item 1). Following the current interpretive-signal method, non-agentic reports require temperature and max_tokens, while agentic reports additionally require eval_plan and eval_limits. Missingness is concentrated in max_tokens (95.6%) and temperature (93.9%); the agentic-specific fields eval_plan and eval_limits are missing for 100.0% of agentic benchmark triples. First-party reports are lower

A reporting layer over evaluation infrastructure.

Evaluation Cards is a collection of reported model–benchmark results, organised under a five-level rollout hierarchy and four interpretive signals computed over the joined record.

BROWSE MODELS

BROWSE EVALUATIONS

ABOUT

CORPUS SNAPSHOT · JUNE 6, 2026

5,816

Models

Tracked across reporting sources

101,955

Reported results

(model, benchmark, metric) triples

31

Reporting organizations

Distinct evaluator initiatives in this corpus

820

Model developers

Distinct model-publishing organizations

57

Benchmark families

Top of the rollout hierarchy

638

Single benchmarks

701 slices · 755 metrics

Figure 5: Corpus-level view: The four interpretive signals aggregated across 5,816 models and 101,955 reported results.

than third-party reports in per-field documentation on the same (model, benchmark) pairs: across 180 paired cases, first-party rows populate 0.0% of the base reproducibility fields on average, compared with 16.6% for third-party rows.

Completeness. Per-field population rates against the operationalized schema (Appendix C) range from 100.0% for `eee.metric_config.score_type` and `eee.score` to 0.0% for `evalcards.preregistration_url` and `evalcards.lifecycle_status`. Median per-benchmark completeness is 10.7% across the 635 benchmarks with warehouse completeness rows. Fields associated with raw score reporting are reliably populated; fields associated with benchmark-card documentation, reporting provenance, and comparison context are systematically thin.

Provenance. Of 49,865 (model, benchmark) pairs in the corpus, 98.2% are reported by only one party. Where multiple parties report the same pair (1.8% of pairs), score divergence exceeds the comparability threshold (Section 4.2) in 7.2% of pairs when counted as any divergent metric on that pair. Equivalently, at the scored multi-organization metric-group level, 94 of 181 groups (51.9%) have cross-party divergence flags. First-party-only reporting is most prevalent for agentic benchmarks (15.1%) and general benchmarks (12.5%), not for safety benchmarks (0.8%).

B Limitations & Future Work

EVALUATION CARDS is an integration layer, and its claims inherit the limits of the sources it unifies and the scope decisions it makes about what to surface.

Limits of the sources and of canonicalization. Auto-BenchmarkCards validates generated content for factual accuracy but not for comprehensiveness[51]; in the same vein, a field populated with accurate but incomplete content passes validation even when more central information is omitted. Our reporting completeness (Section 4.2, item 1) inherits this limitation. Moreover, EEE is a growing community repository rather than a complete census of public reporting; evaluation results not contributed to EEE, scraped by the converter pipeline, or otherwise ingested are absent from EVALUATION CARDS, and systematic differences between ingested and non-ingested results are likely but unmodeled. Furthermore, the canonicalization layer (see Section D for the setup and accuracy) can misclassify benchmarks reported under ambiguous identifiers. This, in turn, could inflate comparability-failure signals by conflating distinct benchmarks, or underreport multi-source coverage when it splits one benchmark into two.

Limits of scope. EVALUATION CARDS cover what is derivable from the published evaluation record. Process-side decisions (e.g., pre-run protocol commitments, pilot execution) are by design not included. One consequence worth flagging is that completeness scores reflect the adequacy of artifact-side reporting, not the thoroughness of the underlying evaluation: a benchmark may score well on completeness while omitting information that lives only in process records. EVALUATION CARDS is also silent on normative interpretation, i.e., whether a reported score is adequate relative to safety, regulatory, or deployment-fitness thresholds, because such judgments require context-specific criteria varying by jurisdiction and use case. Finally, the research and policy reader modes were informed by preliminary, semi-structured interviews with ten practitioners (Appendix B, ongoing); a fuller interview corpus may identify additional reader types beyond these two, or reshape field salience within them.

LLM focus. EVALUATION CARDS focuses on LLM evaluation reporting; it does not currently support other AI systems or modalities. We recognize the active and substantial interest the community has in expanding our coverage, and it remains a priority item on our development roadmap.

Future work. In addition to addressing the aforementioned limitations, the most consequential near-term extension is surfacing contamination-control information as a structured field: exposure-assessment methodology, detection mechanisms, and access controls for sensitive items. Contamination is among the most actively discussed threats to benchmark validity [2, 67], and our current schema captures it only through free-text limitations fields that do not contribute to the reporting completeness. Secondary directions include longitudinal tracking of reporting-completeness trends across the corpus, extension to non-English benchmarks (whose coverage inherits the language distribution limitations of Auto-BenchmarkCards' extraction sources), and cross-linking to complementary systems for preregistration (PREP-Eval) and audit records (Audit Cards) once such systems are implemented to close the loop between process documentation and artifact documentation without either duplicating the other.

Risks from the contribution itself. Three risks merit explicit attention. First, safetywashing: developers may treat high completeness scores as evidence of evaluation quality when completeness measures only documentation adequacy, not the rigor of the underlying evaluation. We address this by stating the distinction explicitly in Section 4.2 and by not assigning letter grades or pass/fail thresholds, but the misreading remains possible and we cannot fully prevent it. Second, displacement: a unified reporting layer could crowd out alternative approaches to documenting evaluation evidence. We mitigate this through an open governance model (Section G) that allows schema extensions and competing signal definitions, though network effects favor incumbents and the mitigation is partial. Third, normative entrenchment: the schema reflects choices about what counts as a complete evaluation, drawn from a literature that overrepresents English-language and frontier-scale work as noted above. Evaluation Cards inherit these biases. Surfacing them through the governance process makes them contestable but does not resolve them.

C Interview Methodology

We conducted 12 interviews with technical and policy stakeholders who were recruited through author networks. Interviews were conducted in a language of fluency for both interviewee and interviewer. Interviews were conducted by one or two members of the research team. At the beginning of each interview, participants were informed that their responses would contribute to the development of EVALUATION CARDS and would be reported in an academic paper, with the possibility of direct quotation; all participants were assured of anonymity. Prior to conducting interviews we received approval from the Weizenbaum Institute Research Ethics Committee (#2025-RECWI-0174).

C.1 Interview Participants

Some interviewees are both policy and technical stakeholders. In these cases (P1, P3, P4), we default the interviewee tag to be ‘P’, but these interviews contained insights into the needs of both technical and policy stakeholders when interpreting evaluation results.

Table 4: List of interviewees where each interviewee is assigned a tag based on their primary stakeholder group. Interviewee’s role description, sector, and geographic location are provided to contextualize interviewee background.

Tag	Stakeholder Group	Role Description	Sector	Location
P1	Policy & Technical	Run evaluations at a non-regulatory government agency to inform policymakers and the public about risks and capabilities associated with AI systems	Government	North America
T1	Technical	Conducts evaluations at a startup	Industry	North America
P2	Policy	Policy assistant to a member of the European Union	Government	Europe
T2	Technical	Evaluates models at a company	Industry	North America
T3	Technical	Works on post-training at a neolab	Industry	Europe
P3	Policy & Technical	Run evaluations at a non-regulatory government agency to inform policymakers and the public about risks and capabilities associated with AI systems	Government	North America
T4	Technical	Model evaluator at a startup	Industry	Asia
P4	Policy & Technical	Leads a team focused on evaluation at government agency	Government	Europe
T5	Technical	Evaluates agents at a company	Industry	Asia
P5	Policy	Policy head at a non-profit	Civil Society	North America
P6	Technical	Works robust machine learning and the science of evaluation	Academia/Civil Society	North America
P7	Technical	Focuses on evaluation and measurement on a research team in industry	Industry	North America

C.2 Interview Guide

Introduction.

1. Introduce EVALUATION CARDS as a concept and the purpose of the interview.
2. Can you briefly describe your role and whether/how model evaluation fits into that role?

Goals, Needs & Decision-Making.

1. When you look at evaluation results, what are you trying to decide?

- (a) How often do you need to do so?
- 2. What information would you need from an evaluation to make that decision?
 - (a) How would you rank those dimensions relative to each other? Can you show us an example of an evaluation that served you?
 - (b) What is the minimal level of metadata you need?
 - (c) What information is typically missing when reviewing model evaluations?
- 3. Are evaluation results important for your stakeholders in any way? Who uses this information downstream? How so?
- 4. Do you ever need to evaluate the evaluation itself?
 - (a) If so, how do you do that currently? Do you find that method trustworthy or easy to use?
 - (b) Tell us about the resources you use, time constraints, etc. . . OR tell us about the last time you had to do this (if they have trouble remembering)
- 5. If you had a magic wand to create the tool yourself, what questions would you want it to answer? How might you design it? What would success look like?
- 6. What information is most important for you to see / be accessible to you when looking at evaluation results across models

Pain Points.

- 1. What's most frustrating about evaluating models today?
- 2. When comparing models, what is the hardest element to deal with? ie, lack of standardized evaluation formats, metric definition inconsistencies, or lack of reproducibility?
- 3. Anything else you want us to know about model evaluations and how they relate to your role? Should we have asked you something that we didn't?

Usability Testing.

“We’re testing the interface, not you. Please think out loud as you explore. I may ask what you’re thinking.”

- 1. Do you think as is the tool meets your needs? Rank 1-10
- 2. How does this compare to how you currently review evaluations?
- 3. What would be the most useful feature and why?
- 4. What was the least useful feature and why?
- 5. Was there anything that felt unclear or ambiguous?
- 6. How would you change the tool overall to make it more useful for you?
- 7. Anything else you want to share with us about the tool?

C.3 Limitations

Ten interviews were conducted, and interviewees primarily reside in North America. Although interviews were conducted with interviewees residing in both Asia and Europe, perspectives and insights of technical evaluators and policy stakeholders from the Global South may be missing. Participants were recruited through interviewers’ networks, and critical viewpoints may have been missed.

D Data Normalization

D.1 Inputs

The platform draws on two upstream sources and produces a third, consumer-facing one. The first is a *per-evaluation record store* (EEE): one record per evaluation run, each carrying a model descriptor, an evaluator descriptor (harness and version), provenance metadata, and the list of numeric results that run produced. This includes both instance level and aggregate data. The second is a *benchmark metadata store* (Auto-BenchmarkCards): one card per benchmark, carrying the benchmark’s name, description, task type, reference, and structural information such as its subset list or default metric. The relationships between these are illustrated in Figure 19.

The two stores are independently maintained and each uses its own naming conventions. The role of the normalization layer is to reconcile them into a single, comparable corpus: every result must be attached to a stable model identity, a stable benchmark identity, a stable metric identity, and, wherever possible, to the descriptive metadata that explains what was actually measured.

D.2 Pipeline

Normalization proceeds in three logical passes over the per-evaluation records, with the metadata store and an entity registry consulted as side inputs.

Decompose. A single source record can carry many results: a composite benchmark with several sub-tasks, several metrics per sub-task, and an aggregate row across them. The first pass flattens these nested objects into atomic units, one entry per (model, benchmark leaf, metric) triple, so that downstream comparison operates on like-shaped objects rather than ragged trees.

Canonicalize identities. Every model name, benchmark name, and metric name is resolved through an entity registry that returns either a canonical identifier or no match. Unmatched strings are preserved verbatim alongside the canonical identifier, so a row is never silently dropped because a string is unfamiliar; instead, the unfamiliar string is surfaced for review and continues to flow through the rest of the pipeline under its raw form.

Join and aggregate. Once identities are canonical, the rows are joined against the benchmark metadata store on the canonical benchmark identifier, and reshaped into views that are displayed in the frontend, i.e., per-model, per-benchmark, and per-developer summaries, plus the model-by-benchmark matrix used for cross-comparison. These views are pre-materialized so that user-facing queries are filter-and-project rather than runtime joins across the source/metadata boundary.

D.2.1 Data Cleaning

Before any registry lookup, raw identifier strings are normalized deterministically. The core operations include:

- *Surface normalization.* Identifiers are lowercased and runs of non-alphanumeric characters are collapsed to a single separator. MMLU-Pro, mmlu pro, and mmlu/pro all yield the same key.
- *Family / version separation.* Trailing version or arena suffixes are extracted. This split enables joining the same entity group while retaining different versions for analyses.
- *Split matching.* Using a fixed set of language and locale tokens to detect benchmark splits in multilingual benchmarks.
- *Metric parsing.* Heuristic rules are applied to metric keys. For example, extracting descriptions of the form “<metric> on <benchmark>” (which is a common convention in the upstream EEE record store) into their individual components. Another example is pass@k, where variants are recognized as a single metric family parameterized by k, with k preserved as a numeric attribute rather than baked into the metric string.

D.2.2 Entity Matcher

In addition, we developed a module that tracks canonical entities (models, benchmarks, metrics, harnesses, organizations). This lets us link related concepts even if surface-level differences survive the normalization heuristics above.

At its core, the entity registry comprises (1) a table of aliases that map observed strings for (models, benchmarks, metrics, harnesses, organizations) to canonical identifiers, and (2) lookup functions that match record fields to their canonical forms. Tables are populated with seed entities and enriched using public metadata sources: `hub-stats`¹ and `models.dev`².

Each lookup tries strategies in confidence order and returns at the first hit:

1. *Exact alias match*: the raw string appears verbatim in the alias table.
2. *Normalized match*: both sides are reduced to a canonical surface form (lowercased, separator-stripped) before comparison.
3. *Fuzzy stem match*: a short, deliberately narrow list of known suffixes is stripped before comparison. For models, this list collapses `upload-format` and `quantization` variants of the same underlying model. The list is intentionally narrow to avoid false merges between genuinely distinct models that happen to share a stem.
4. *No match*: the raw string flows through unresolved and is surfaced as a candidate for human review.

To validate performance, we focused on (models, benchmarks, metrics) and sampled 200 entities per type uniformly at random from the EEE corpus, manually labeling each prediction as correct or incorrect. The resolver achieves 98.3% accuracy on models, 77.4% on benchmarks, and 86.7% on metrics. In practice, unresolved entities are retained and processed downstream. We note that these values represent performance on in-domain data, as our aim during development was to maximize labeling coverage. This involved leveraging existing model registries with standardized identifiers, as well as iteratively refining the resolving logic and curating matching rules on the full dataset. We plan to continuously improve the resolver as new data enters the platform.

D.3 Worked Examples

The two examples below trace real records from the upstream evaluation store, through the join with the benchmark metadata store, into what is served in the frontend.

D.3.1 Example 1: a single-benchmark, single-metric record

A typical upstream evaluation record reports one model on one benchmark with one metric. This one comes from a third-party evaluator (Writer, Inc.) running their `wasp` harness against `moonshotai/Kimi-K2-Thinking` on GPQA Diamond:

```
{
  "schema_version": "0.2.2",
  "evaluation_id": "gpqa-diamond/moonshotai_Kimi-K2-Thinking
    /1777497427.2641459",
  "retrieved_timestamp": "1777497427.2641459",
  "source_metadata": {
    "source_type": "evaluation_run",
    "source_organization_name": "Writer, Inc.",
    "evaluator_relationship": "third_party",
    "source_name": "wasp (Writer's Assessor of System Performance)"
  },
  "model_info": {
    "name": "moonshotai/Kimi-K2-Thinking",
    "id": "moonshotai/Kimi-K2-Thinking",
    "developer": "Moonshot AI",
    "inference_platform": "sglang",
  }
}
```

¹<https://huggingface.co/datasets/cfahlgren1/hub-stats>

²<https://models.dev>

```

    "additional_details": {
      "wasp_model_name": "kimi-k2-thinking-sglang",
      "served_model": "sglang/moonshotai/Kimi-K2-Thinking"
    },
    "eval_library": { "name": "wasp", "version": "0.3.0" },
    "evaluation_results": [
      {
        "evaluation_name": "GPQA Diamond",
        "source_data": {
          "dataset_name": "GPQA Diamond",
          "source_type": "hf_dataset",
          "hf_repo": "reasoningMIA/gpqa_diamond",
          "hf_split": "train"
        },
        "metric_config": {
          "lower_is_better": false,
          "evaluation_description": "Accuracy on GPQA Diamond multiple-choice questions",
          "metric_id": "accuracy",
          "metric_name": "Accuracy",
          "metric_kind": "accuracy",
          "metric_unit": "proportion",
          "score_type": "continuous",
          "min_score": 0.0,
          "max_score": 1.0
        },
        "score_details": { "score": 0.8434343434343434 },
        "evaluation_result_id": "gpqa-diamond/moonshotai_Kimi-K2-Thinking/...#gpqa_diamond#accuracy",
        "evaluation_timestamp": "2026-04-18T08:11:09Z",
        "generation_config": {
          "generation_args": { "temperature": 1.0, "top_p": 0.95 }
        }
      }
    ]
  }
}

```

The benchmark metadata store carries an independent card for GPQA, retrieved at join time and used to attach descriptive context to every result that resolves to this benchmark:

```

{
  "benchmark_details": {
    "name": "GPQA",
    "overview": "GPQA (Graduate-Level Google-Proof Q&A Benchmark) is a dataset of 448 multiple-choice questions designed to be extremely difficult and resistant to standard web searches...",
    "benchmark_type": "single",
    "appears_in": ["helm_capabilities", "hfopenllm_v2"],
    "domains": ["biology", "physics", "chemistry"],
    "languages": ["English"],
    "resources": [
      "https://arxiv.org/abs/2311.12022",
      "https://huggingface.co/datasets/Idavidrein/gpqa"
    ]
  },
  "purpose_and_intended_users": {
    "tasks": ["Multiple-choice question answering"]
  },
  "methodology": {
    "metrics": ["Accuracy"],

```

```

    "calculation": "The overall score is the simple accuracy (
      percentage of questions answered correctly) across all
      questions in the evaluated subset"
  }
}

```

After normalization, this single source record contributes one row to the per-benchmark eval summary for GPQA Diamond. The model passes through the registry under its raw Hugging Face-style identifier and resolves to moonshotai/kimi-k2-thinking; the benchmark resolves to leaf gpqa_diamond; the metric resolves to canonical accuracy with display name *Accuracy*. The raw upstream strings are preserved in raw_model_id and raw_evaluation_name so consumers who care about the exact upstream spelling can recover it. The emitted row, taken verbatim from the per-benchmark eval file:

```

{
  "eval_summary_id": "gpqa_diamond",
  "benchmark_family_key": "gpqa_diamond",
  "benchmark_leaf_key": "gpqa_diamond",
  "benchmark_leaf_name": "GPQA Diamond",
  "category": "reasoning",
  "metrics": [
    {
      "metric_summary_id": "gpqa_diamond_accuracy",
      "metric_id": "accuracy",
      "metric_name": "Accuracy",
      "canonical_display_name": "GPQA Diamond / Accuracy",
      "lower_is_better": false,
      "model_results": [
        {
          "model_id": "moonshotai/kimi-k2-thinking",
          "model_route_id": "moonshotai__kimi-k2-thinking",
          "model_name": "moonshotai/Kimi-K2-Thinking",
          "developer": "Moonshot AI",
          "variant_key": "default",
          "raw_model_id": "moonshotai/Kimi-K2-Thinking",
          "score": 0.8434343434343434,
          "evaluation_id": "gpqa-diamond/moonshotai_Kimi-K2-Thinking
            /1777497427.2641459",
          "source_metadata": {
            "source_organization_name": "Writer, Inc.",
            "evaluator_relationship": "third_party",
            "source_name": "wasp (Writer's Assessor of System
              Performance)"
          },
          "source_data": {
            "dataset_name": "GPQA Diamond",
            "hf_repo": "reasoningMIA/gpqa_diamond",
            "hf_split": "train"
          },
          "normalized_result": {
            "benchmark_family_key": "gpqa_diamond",
            "benchmark_leaf_key": "gpqa_diamond",
            "benchmark_leaf_name": "GPQA Diamond",
            "metric_id": "accuracy",
            "metric_name": "Accuracy",
            "canonical_display_name": "GPQA Diamond / Accuracy",
            "raw_evaluation_name": "GPQA Diamond",
            "is_summary_score": false
          }
        }
      ]
    }
  ]
}

```

The same row appears under the per-model artifact for Moonshot’s model and contributes to the model-by-benchmark matrix, joined against the GPQA card so that any consumer surface (model page, benchmark page, developer page) can render the descriptive context next to the score.

D.3.2 Example 2: a composite benchmark with sub-tasks and a roll-up

A capabilities-suite evaluation reports many sub-task scores plus an aggregate in a single source record. This one comes from CRFM’s HELM Capabilities suite, run on openai/gpt-4o-2024-11-20:

```
{
  "schema_version": "0.2.2",
  "evaluation_id": "helm_capabilities/openai_gpt-4o-2024-11-20/1777589796.7306352",
  "source_metadata": {
    "source_name": "helm_capabilities",
    "source_type": "documentation",
    "source_organization_name": "crfm",
    "evaluator_relationship": "third_party"
  },
  "eval_library": { "name": "helm", "version": "unknown" },
  "model_info": {
    "name": "GPT-4o 2024-11-20",
    "id": "openai/gpt-4o-2024-11-20",
    "developer": "openai",
    "inference_platform": "unknown"
  },
  "evaluation_results": [
    {
      "evaluation_name": "Mean score",
      "source_data": { "dataset_name": "helm_capabilities", "source_type": "url", "url": ["...core_scenarios.json"] },
      "metric_config": {
        "evaluation_description": "The mean of the scores from all columns.",
        "lower_is_better": false, "score_type": "continuous", "min_score": 0.0, "max_score": 1.0
      },
      "score_details": { "score": 0.634 }
    },
    {
      "evaluation_name": "MMLU-Pro",
      "source_data": { "dataset_name": "MMLU-Pro", "source_type": "url", "url": ["...core_scenarios.json"] },
      "metric_config": { "evaluation_description": "COT correct on MMLU-Pro", "lower_is_better": false, "score_type": "continuous", "min_score": 0.0, "max_score": 1.0 },
      "score_details": { "score": 0.713 }
    },
    { "evaluation_name": "GPQA", "score_details": { "score": ... }, "metric_config": { "evaluation_description": "COT correct on GPQA", ... }, "source_data": { "dataset_name": "GPQA", ... } },
    { "evaluation_name": "IFEval", "score_details": { "score": ... }, "metric_config": { "evaluation_description": "Strict accuracy on IFEval", ... }, "source_data": { "dataset_name": "IFEval", ... } },
    { "evaluation_name": "WildBench", "score_details": { "score": ... }, "metric_config": { ... }, "source_data": { "dataset_name": "WildBench", ... } },
    { "evaluation_name": "Omni-MATH", "score_details": { "score": ... }, "metric_config": { ... }, "source_data": { "dataset_name": "Omni-MATH", ... } }
  ]
}
```

```
]
}
```

This single record is decomposed into six atomic results. Five of them resolve to canonical leaf benchmarks (MMLU-Pro, GPQA, IFEval, WildBench, Omni-MATH) that *exist as standalone entries elsewhere in the corpus*: the GPT-4o row produced from this HELM record will appear alongside MMLU-Pro results that were reported by other parties under entirely different harnesses. The sixth, “*Mean score*”, is recognized as an aggregation rather than an independent benchmark and is tagged `is_summary_score: true`, kept available for display under the parent suite but excluded from corpus-wide leaderboards and averages.

The model identity also gets canonicalized in this pass. The raw `openai/gpt-4o-2024-11-20` is resolved to canonical `openai/gpt-4o`, with the snapshot date preserved on the row as `variant_key: "2024-11-20"` and the original string preserved as `raw_model_id`. Consumers asking “*what scores did GPT-4o get on MMLU-Pro?*” see this row; consumers asking “*which exact snapshot?*” still have the variant.

The MMLU-Pro slice of the decomposition lands in the per-benchmark eval file for HELM Capabilities → MMLU-Pro, taken verbatim:

```
{
  "model_id": "openai/gpt-4o",
  "model_route_id": "openai_gpt-4o",
  "model_name": "GPT-4o 2024-11-20",
  "developer": "openai",
  "variant_key": "2024-11-20",
  "raw_model_id": "openai/gpt-4o-2024-11-20",
  "score": 0.713,
  "evaluation_id": "helm_capabilities/openai_gpt-4o-2024-11-20/1777589796.7306352",
  "source_metadata": {
    "source_name": "helm_capabilities",
    "source_organization_name": "crfm",
    "evaluator_relationship": "third_party"
  },
  "source_data": { "dataset_name": "helm_capabilities" },
  "normalized_result": {
    "benchmark_family_key": "helm_capabilities",
    "benchmark_family_name": "Holistic Evaluation of Language Models (HELM)",
    "benchmark_parent_key": "helm_capabilities",
    "benchmark_parent_name": "MMLU-Pro",
    "benchmark_leaf_key": "mmlu_pro",
    "benchmark_leaf_name": "MMLU-Pro",
    "metric_name": "COT correct",
    "metric_id": "cot_correct",
    "metric_source": "metric_config",
    "canonical_display_name": "MMLU-Pro / COT correct",
    "raw_evaluation_name": "MMLU-Pro",
    "is_summary_score": false
  }
}
```

Notice that `benchmark_family_key` retains `helm_capabilities` so the row stays groupable under its parent suite, while `benchmark_leaf_key` is the canonical `mmlu_pro` that joins against the MMLU-Pro card from the metadata store and matches the leaf used by every other MMLU-Pro result in the corpus. The metric is preserved as the harness-reported “*COT correct*” (since HELM’s MMLU-Pro reports a chain-of-thought-specific accuracy variant) rather than collapsed into a generic *Accuracy*, because metric specificity is part of what makes the comparison meaningful, and “*COT correct*” itself is a registered metric with a stable canonical identifier.

E Compute Resources

The platform runs on standard CPU infrastructure. The backend pipeline executes on a scheduled hosted Linux runner (ubuntu-24.04 LTS, 4 vCPUs, 16 GiB RAM), running daily at 05:00 UTC with a 75-minute timeout. The platform loads upstream EEE and Auto-BenchmarkCard data and processes it into versioned Parquet files with JSON sidecars, stored as a Hugging Face dataset. A full corpus rebuild completes in under 20 minutes as of May 7, 2026. The frontend is a Next.js application deployed as a Docker container on a Hugging Face Space (2 vCPUs, 16 GiB RAM).

F User Personas

Persona 1: Technical Evaluator

Primary Mode: Research

Profile: A researcher, benchmark developer, or evaluation engineer focused on the validity of the experimental methodology. They frequently perform meta-analyses, reproduce SOTA results, or compare model architectures.

Core Question: “Is this reported score a reliable measure of model capacity, and can I reproduce it?”

Information Needed:

1. Methodology Transparency
2. Comparability
3. Granularity

Mapping to EVALUATION CARDS:

1. **Reproducibility:** Surfaces missing generation configs that block independent re-executions.
2. **Comparability:** Flags when scores change due to setup differences.
3. Expands metric configuration details and highlights specific missing fields.

Persona 2: Policy Actor

Primary Mode: Policy

Profile: A regulator, standards body member, or safety institute staffer who consults evaluation evidence to inform governance decisions, risk assessments, or deployment guidelines. They may not be technical experts and might not need granular implementation details, but rather high-level signals indicating whether an evaluation is trustworthy.

Core Question: “Can I trust this claim for decision-making, and what are the caveats?”

Information Needed:

1. Accountability
2. Risk Content
3. Interpretability of metrics / warnings about limitations

Mapping to EVALUATION CARDS:

1. **Accountability:** Who reported this score? (first-party vs. third-party)
2. **Risk Content:** What risks does this benchmark actually measure?
3. **Interpretability:** Plain-language summaries of what a metric means and warnings about limitations.

Persona 3: Model Developer

Primary Mode: Research (Self-Audit)

Profile: An engineer or scientist at a lab preparing a release (e.g., a model card or technical report). They use EVALUATION CARDS to check the completeness of their own reporting against standards before publication or release.

Core Question: “Did I document everything required by the current consensus framework?”

Information Needed:

1. Completeness
2. Standardization (refer to EEE)

Mapping to EVALUATION CARDS:

1. Serves as a direct checklist. A low completeness score indicates the developer has omitted operationalizable fields identified in the framework.
2. Helps the developer structure their reporting correctly, e.g., ensuring suite-level aggregates match the underlying benchmark scores.

G Governance

EVALUATION CARDS is maintained as a volunteer-run open-source project. The governance model below is designed to be lightweight and sustainable given that constraint, while providing reviewers, contributors, and downstream adopters with clear expectations about how the artifact evolves.

G.1 Roles

The project distinguishes three roles. *Maintainers* hold commit access to the main repository and are responsible for reviewing and merging contributions, triaging issues, and tagging releases. The current maintainer set will be disclosed after the reviewing period to preserve anonymity. *Contributors* are anyone who proposes a change via pull request or issue; no prior affiliation is required. A *steering group*, drawn from the maintainer set and at most two external advisors, makes decisions on changes that affect the format, the signal definitions, or the reader modes. The steering group meets asynchronously over the issue tracker and reaches decisions by lazy consensus, a tested governance model for volunteer-run open-source projects (see below).

G.2 Change classes

Changes are classified by scope, with progressively more involvement required as scope widens.

Editorial changes (typo fixes, documentation clarifications, bug fixes that do not alter signal outputs or UI significantly) require review and merge by any one maintainer.

Implementation changes (changes to the canonicalization layer, ingestion pipeline, or interface that do not alter the format, signal definitions, or reader modes) require review by one maintainer and a 7-day open comment period on the associated pull request.

Substantive changes (new or modified fields, new or modified signal definitions, new reader modes, or changes that alter the semantics of existing outputs) require a written proposal in the repository's `proposals/` directory, a 21-day open comment period, and approval from the steering group by lazy consensus. Lazy consensus means the proposal is accepted if no steering group member registers a blocking objection within the comment period; blocking objections must be accompanied by a written rationale and a path to resolution.

G.3 Proposal format

Substantive change proposals follow a fixed template covering motivation, the specific change being proposed, alternatives considered, downstream impact (on extraction, signal computation, and the interface), and a rollout plan. The template is maintained in `proposals/TEMPLATE.md`. Proposals remain in the repository as a permanent record regardless of whether they are accepted, rejected, or withdrawn.

G.4 Versioning and deprecation

The format and signal definitions are versioned using semantic versioning. Breaking changes (those that alter the meaning of existing fields or signals) require a major version bump and a minimum 90-day deprecation window during which both versions are supported in the interface and the API. Non-breaking additions (new optional fields, new signals that do not modify existing ones) require a minor version bump. Patch versions cover bug fixes and editorial changes. Each release is tagged in the repository and accompanied by a changelog entry.

G.5 Conflict resolution

Disagreements that cannot be resolved through the comment period are escalated to the steering group, which decides by simple majority. In the event of a tie, the proposal is deferred for 30 days and reconsidered with any new evidence; if the tie persists, the status quo prevails. All decisions and their rationales are recorded in the proposal thread.

G.6 Transparency

All governance activity, including proposals, comment threads, steering group decisions, and release notes, occurs in public on the project repository. The maintainer list and steering group composition are documented in the repository and updated when membership changes. Conflicts of interest (e.g., a maintainer affiliated with an organization whose benchmark or model is materially affected by a proposal) must be declared in the relevant thread.

G.7 Sustainability

The project commits to a minimum maintenance cadence of one release every six months and a maximum issue triage latency of 30 days for issues tagged `governance` or `security`. If the maintainer set falls below two active members, a notice is posted to the repository and the project enters maintenance-only mode (security and correctness fixes only) until additional maintainers are recruited.

H Methodology

H.1 Computation of Interpretive Signals

This appendix formalizes the four interpretive signals introduced in Section 4.2: reproducibility, reporting completeness, provenance, and comparability. Each signal is computed over a result triple $r = (m, b, \mu)$, where m is a canonical model identifier, b is a metric-path through the rollout hierarchy (family \rightarrow composite \rightarrow benchmark \rightarrow split), and μ is a metric (Section 3.2). Let \mathcal{R} denote the set of all such triples in the corpus and \mathcal{B} the set of canonical benchmarks. For any field f and triple r , let

$$\text{pop}(f, r) = \begin{cases} 1 & \text{if } f \text{ is populated in the record for } r, \\ 0 & \text{otherwise,} \end{cases}$$

and define $\text{pop}(f, b)$ analogously for a benchmark b and its associated Auto-BenchmarkCards record.

H.1.1 Reproducibility

In plain terms. For each result, we check whether the small set of fields needed to re-run the evaluation are present. If any are missing, we flag the result.

The minimal reproducibility sub-schema is defined as:

$$F_{\text{repro}} = \{\text{temperature, max_tokens}\}.$$

For agentic evaluations, F_{repro} is extended with `harness`, `eval_plan`, and `eval_limits`.

A result r is flagged as a reproducibility gap if any required field is missing:

$$G_{\text{repro}}(r) = 1 - \prod_{f \in F_{\text{repro}}} \text{pop}(f, r).$$

That is, $G_{\text{repro}}(r) = 0$ only when every field in F_{repro} is populated. The interface lists the specific missing fields, $\{f \in F_{\text{repro}} : \text{pop}(f, r) = 0\}$.

Corpus-level reproducibility is reported as the share of flagged triples,

$$\bar{G}_{\text{repro}} = \frac{1}{|\mathcal{R}|} \sum_{r \in \mathcal{R}} G_{\text{repro}}(r),$$

and per-field as the missingness rate

$$\bar{m}(f) = 1 - \frac{1}{|\mathcal{R}|} \sum_{r \in \mathcal{R}} \text{pop}(f, r), \quad f \in F_{\text{repro}}.$$

H.1.2 Reporting Completeness

In plain terms. For each benchmark, we count how many of the 28 schema fields are populated. Fields that are simply present-or-absent are scored 0 or 1. Fields that contain sub-items are scored as the fraction of sub-items populated. The completeness score is the average across all 28 fields.

Let $F = \{f_1, \dots, f_N\}$ denote the operationalized schema, with $N = 28$, comprising fields ingested from Auto-BenchmarkCards and EEE plus the reserved EVALUATION CARDS fields (Section L). Each field $f \in F$ is tagged with a coverage type $\tau(f) \in \{\text{full, reserved, partial}\}$. The per-field score $s(f, b) \in [0, 1]$ for benchmark b is

$$s(f, b) = \begin{cases} \text{pop}(f, b) & \text{if } \tau(f) \in \{\text{full, reserved}\}, \\ \frac{1}{|\text{sub}(f)|} \sum_{f' \in \text{sub}(f)} \text{pop}(f', b) & \text{if } \tau(f) = \text{partial}, \end{cases}$$

where $\text{sub}(f)$ is the set of sub-items under a partial-coverage field. For example, a partial field with 4 sub-items, 2 of which are populated, scores 0.5.

The completeness score for benchmark b is the unweighted mean across fields:

$$C(b) = \frac{1}{N} \sum_{f \in F} s(f, b) = \frac{1}{28} \sum_{f \in F} s(f, b).$$

The interface surfaces $C(b)$ alongside the count of fully missing fields, $|\{f \in F : s(f, b) = 0\}|$. Median per-benchmark completeness is reported as $\text{median}_{b \in \mathcal{B}} C(b)$, and per-field population rates as

$$\bar{p}(f) = \frac{1}{|\mathcal{B}|} \sum_{b \in \mathcal{B}} s(f, b), \quad f \in F.$$

Completeness and reproducibility are distinct: $F_{\text{repro}} \subset F$, so a result with no reproducibility gap may still have low completeness.

H.1.3 Provenance

In plain terms. For each reported score, we surface three things: who reported it (first-party, third-party, collaborative), whether anyone else also reported the same score, and any risk categories associated with the benchmark.

Let $\rho(r) \in \{\text{first_party}, \text{third_party}, \text{collaborative}\}$ denote the evaluator relationship for triple r . For a (model, benchmark, metric-path) triple (m, b, μ) , the set of records reporting it is

$$\mathcal{R}(m, b, \mu) = \{r \in \mathcal{R} : r = (m, b, \mu)\}.$$

A score is first-party-only if every report comes from the model developer:

$$\text{FPO}(m, b, \mu) = \begin{cases} 1 & \text{if } \rho(r) = \text{first_party} \text{ for all } r \in \mathcal{R}(m, b, \mu), \\ 0 & \text{otherwise.} \end{cases}$$

The multi-party indicator is $\text{MP}(m, b, \mu) = 1$ if $|\mathcal{R}(m, b, \mu)| > 1$ and 0 otherwise.

Risk annotations are propagated from the Auto-BenchmarkCards risk-mapping component [8]: for each benchmark b , $\mathcal{K}(b)$ is the set of associated risk categories. These are surfaced as attention cues in the interface but do not enter a numerical score.

H.1.4 Comparability

In plain terms. For each (model, benchmark, metric) triple, we check whether reported scores differ by more than 5% of the metric’s range. We do this in two ways: across different setups for the same reporting party (variant divergence) and across different reporting parties (cross-party divergence). Either kind of divergence is flagged.

Let $[\mu_{\min}, \mu_{\max}]$ be the metric’s native scale and let $\theta = 0.05$ be the divergence threshold.

Variant divergence. For a triple (m, b, μ) with multiple reported setups (differing in fields such as `max_tokens`, tool configuration, or agentic scaffolding), let $\mathcal{V}(m, b, \mu)$ be the set of distinct setup variants and $\sigma(v)$ the score under variant v . Variant divergence is flagged when the spread exceeds θ :

$$D_{\text{var}}(m, b, \mu) = \begin{cases} 1 & \text{if } \frac{\max_v \sigma(v) - \min_v \sigma(v)}{\mu_{\max} - \mu_{\min}} > \theta, \\ 0 & \text{otherwise.} \end{cases}$$

When flagged, the differing fields are surfaced as the comparability annotation.

Cross-party divergence. Let $\mathcal{P}(m, b, \mu) = \{\rho(r) : r \in \mathcal{R}(m, b, \mu)\}$ be the set of reporting parties for the triple, and $\sigma(p)$ the score reported by party p (averaged across variants within party if necessary). Cross-party divergence is flagged when more than one party reports the triple and the spread exceeds θ :

$$D_{\text{cp}}(m, b, \mu) = \begin{cases} 1 & \text{if } |\mathcal{P}(m, b, \mu)| > 1 \text{ and } \frac{\max_p \sigma(p) - \min_p \sigma(p)}{\mu_{\max} - \mu_{\min}} > \theta, \\ 0 & \text{otherwise.} \end{cases}$$

When flagged, the underlying setup differences across parties are rendered alongside the divergence.

Combined comparability flag. The overall comparability signal for a triple is

$$D_{\text{comp}}(m, b, \mu) = \max(D_{\text{var}}(m, b, \mu), D_{\text{cp}}(m, b, \mu)).$$

The threshold $\theta = 0.05$ is applied uniformly across metrics; metric-specific thresholds are a candidate extension (Appendix B).

H.2 Aggregation Across Views

The three views in Section 5 aggregate the signals at different scopes. For the model view, given a model m with result set \mathcal{R}_m and reported benchmark set \mathcal{B}_m :

$$\bar{G}_{\text{repro}}(m) = \frac{1}{|\mathcal{R}_m|} \sum_{r \in \mathcal{R}_m} G_{\text{repro}}(r), \quad \bar{C}(m) = \frac{1}{|\mathcal{B}_m|} \sum_{b \in \mathcal{B}_m} C(b).$$

The view also reports the share of first-party-only triples and the count flagged by D_{comp} . Benchmark and corpus views aggregate analogously over \mathcal{R}_b and \mathcal{R} respectively.

H.3 Agreement metrics

For single-label coding fields, we calculated raw percent agreement, Cohen’s κ , and Krippendorff’s α , after pairwise exclusion of items where either rater left the field blank. Cohen’s κ and Krippendorff’s α provide chance-corrected estimates of agreement. For multi-label fields, we decomposed each item-level tag set into binary item-by-tag decisions indicating whether each rater applied each possible tag. We report exact set match and mean Jaccard similarity as descriptive overlap measures, and pooled Cohen’s κ and Krippendorff’s α as chance-corrected agreement estimates over the pooled item-by-tag binary decision matrix. However, note that because item-by-tag decisions are clustered within items, the confidence intervals for pooled multi-label agreement should be interpreted cautiously, and because there were only two raters and nominal labels, Cohen’s κ and Krippendorff’s α are similar, and can be effectively redundant; both were reported for methodological completeness.

Let A_i and B_i denote the labels assigned to item i by raters A and B , respectively, after excluding items for which either rater’s rating was blank. Let n denote the number of retained items for the field being analyzed. For multi-label fields, let S_{A_i} and S_{B_i} denote the corresponding sets of tags assigned to item i by raters A and B , respectively. Raw percent agreement for single-label fields was computed as

$$P_o = \frac{1}{n} \sum_{i=1}^n \mathbf{1}\{A_i = B_i\}.$$

Cohen’s kappa was computed as

$$\kappa = \frac{P_o - P_e}{1 - P_e},$$

where P_e is the agreement expected under the raters’ marginal label distributions. Specifically, let \mathcal{C} denote the set of possible labels, and let $p_{A,c}$ and $p_{B,c}$ denote the empirical proportions with which raters A and B assigned label $c \in \mathcal{C}$, respectively, among the retained items. Then

$$P_e = \sum_{c \in \mathcal{C}} p_{A,c} \cdot p_{B,c}.$$

Krippendorff’s alpha was thus computed as

$$\alpha = 1 - \frac{D_o}{D_e},$$

where D_o is the observed disagreement and D_e is the disagreement expected by chance.

For multi-label fields, exact set match was computed as

$$P_{\text{exact}} = \frac{1}{n} \sum_{i=1}^n \mathbf{1}\{S_{A_i} = S_{B_i}\},$$

and mean Jaccard similarity as

$$\bar{J} = \frac{1}{n} \sum_{i=1}^n J(S_{A_i}, S_{B_i}), \quad J(S_{A_i}, S_{B_i}) = \begin{cases} 1, & S_{A_i} = S_{B_i} = \emptyset, \\ \frac{|S_{A_i} \cap S_{B_i}|}{|S_{A_i} \cup S_{B_i}|}, & \text{otherwise.} \end{cases}$$

For pooled multi-label agreement, each item was expanded into binary decisions

$$X_{irt} \in \{0, 1\},$$

indicating whether rater r assigned tag t to item i , and κ and α were computed over the resulting pooled item-by-tag binary matrix.

H.4 Benchmark Categorization

To support corpus-level filtering in EVALUATION CARDS, each benchmark in the platform corpus was assigned one or more category tags drawn from an 18-category flat taxonomy derived from Ni et al. [76]. The current categorizations represent a first-pass annotation using this single reference taxonomy; future work will explore automated categorization pipelines and a comparative evaluation across alternative benchmark taxonomies.

Data sources and extraction. Benchmarks were drawn from two sources. 1) A flat export of evaluation records from the EEE corpus [11], from which 518 unique benchmarks were extracted using the `composite_benchmark_key` field as the primary identifier. 2) a benchmark family hierarchy maintained alongside EEE [11], from which 37 additional benchmarks were extracted using their `display_name`. These are benchmarks present in the hierarchy but not covered by any record in the flat export. Internal summary identifiers (`eval_summary_ids`, `summary_eval_ids`) were excluded, as these are cross-references to existing entries rather than distinct benchmarks. The combined set comprised 555 entries prior to deduplication.

Deduplication Surface normalization was applied to all benchmark names (lowercasing; stripping spaces, hyphens, and underscores) to detect near-duplicate entries arising from inconsistent formatting across sources. Fifteen pairs were collapsed under this normalization (e.g., *NaturalQuestions / Natural Questions*; *Omni-MATH / OmniMath*), retaining the first-seen key in each case. The deduplicated set contains 635 unique benchmarks.

Taxonomy The 18 categories used are: `linguistic_core`, `knowledge`, `logical_reasoning`, `commonsense_reasoning`, `applied_reasoning`, `mathematics`, `natural_sciences`, `humanities_and_social_sciences`, `law`, `finance`, `software_engineering`, `safety`, `hallucination`, `robustness`, `agentic`, `multimodal`, `general`, and `other`. Each benchmark is assigned one or more categories. Assignments are stored as EVALUATION CARDS annotations and are not written back to source records.

LLM-assisted categorization All 635 benchmarks were categorized using `claude-haiku-4-5` (Anthropic API) in batches of 50, with categorization conditioned on benchmark name only. Two heuristic rules were incorporated into the system prompt following initial review: (1) benchmarks with “Android”, “agent”, “world”, or “task execution” in the name default to `agentic` absent contrary evidence; (2) alignment and output-quality benchmarks map to `applied_reasoning` or `general`, not `safety`, which is reserved for benchmarks explicitly testing harm avoidance, toxicity detection, or red-teaming.

Human review The first batch of 50 categorizations was reviewed manually before the full run proceeded. Following the complete run, all categorizations were inspected; three direct corrections (listed in Table 5) and 14 recategorizations (see Table 6) based on additional benchmark knowledge were applied. Four entries were flagged as ambiguous and retained as-is (Table 7).

Table 5: Manual corrections applied after initial LLM categorization.

Benchmark	Original	Corrected
AITZ_EM	mathematics	agentic
AA-LCR	linguistic_core, logical_reasoning	general, applied_reasoning
AlignBench	safety	applied_reasoning, general

Table 6: Recategorizations applied where benchmark title was misleading or ambiguous.

Benchmark	Original	Corrected	Reason
JudgeBench	law	applied_reasoning, general	“Judge” misread as legal; evaluates LLM-as-judge quality
LLM-Stats	mathematics, knowledge	general	“Stats” misread as statistics; is a leaderboard aggregator
DROP	other	linguistic_core, applied_reasoning	Discrete reasoning over paragraphs
Include	other	knowledge, linguistic_core	Multilingual inclusivity benchmark
LBPP (v2)	other	software_engineering	LLM-based programming problems
GAIA	applied_reasoning	applied_reasoning, agentic	Includes agentic task trajectories
MuirBench	mathematics, applied_reasoning	multimodal, applied_reasoning	Multimodal reasoning benchmark
PathMCQA	commonsense_reasoning, applied_reasoning	natural_sciences, knowledge	Pathology MCQ; “Path” misread
PaperBench	knowledge, applied_reasoning	knowledge, applied_reasoning, agentic	Agentic research replication
Vibe-Eval	applied_reasoning	applied_reasoning, multimodal	Multimodal evaluation benchmark
CyBench	software_engineering	software_engineering, safety	Cybersecurity benchmark
CyberGym	agentic	agentic, safety	Cybersecurity agent tasks
Cybersecurity CTFs	agentic	agentic, safety	Security capture-the-flag
Gdm Intercode CTF	software_engineering, agentic	software_engineering, agentic, safety	Security CTF

Table 7: Entries flagged as ambiguous and retained for future review

Benchmark	Current	Flag
EQ-Bench	commonsense_reasoning	Emotional intelligence in creative writing; could be linguistic_core or applied_reasoning
CloningScenarios	robustness	Depends whether testing behavioral robustness or safety policy
OpenAI-MRCR variants	hallucination	Long-context multi-needle retrieval; could be linguistic_core, robustness
TempCompass	knowledge, robustness	Temporal understanding for video; multimodal may be more accurate

I Related Work Extended

Reporting artifacts and documentation practices have typically targeted only specific pieces of the overall ML pipeline. For instance, Model Cards [72] document models, Datasheets [41] and Data Cards [81] document datasets. More recently, specific parts of the evaluation lifecycle have been targeted, for e.g. BenchmarkCards [94] document meta-information about benchmarks; Audit Cards [96] document audit information; and Eval Factsheets [20]. Additionally, Zhao et al. [110] and Dhar et al. [32] proposed to document individual evaluations or evaluation instances and McCaslin et al. [70] documents chemical and biological evaluations in model reports; Joaquin et al. [55] provides a framework for deprecation and Carro et al. [22] provide a preregistration protocol. Each documents only a slice of the evaluation pipeline, so stakeholders interpreting a single result must piece together results and context from benchmark cards, audit cards, leaderboards, and other sources themselves. In addition, these works share two further central limitations: First, they specify a single static representation, ignoring that technical researchers and policy actors bring different questions to the evidence (methodological scrutiny of how a result was produced versus accountability and risk-relevant interpretation of what it implies). Second, they provide no extraction pipelines and procedures, so evaluators must manually populate fields, duplicating effort already spent on technical documentation like system cards. Together, these gaps impose procedural burdens that hinder adoption of these artifacts at scale.

Infrastructure and data schemas, such as HELM [63] and AILuminate [43], run standardized evaluations at scale and publish results through fixed leaderboards. Inspect [1] provides an evaluation framework within the UK AISI ecosystem. Open LLM Leaderboard [14] and Chatbot Arena [29] aggregate scores across models with limited metadata. Auto-BenchmarkCards [51] automates the generation of Sokol-style benchmark cards from heterogeneous sources. EEE [38] is a community repository that standardizes evaluation run data at the instance level. Epoch AI’s Benchmarking Hub [34] aggregates benchmark scores across hundreds of models and fits what they call an Epoch Capabilities Index (ECI) across its component benchmarks, while Artificial Analysis [7] ranks models on their “Intelligence Index” of ten evaluations and on separate axes for price, latency, and throughput. These efforts either define a common format for run data or a common display for results, but not both: repositories collect runs without an interpretable, reader-facing interface, while leaderboards display scores without the inference details and metadata needed to interpret them. Across both, the information about the benchmarks themselves remains underdocumented.

Systematic reviews and frameworks for evaluation practice are numerous. BetterBench [85] surveys benchmark quality and identifies reporting shortcomings, Eriksson et al. [35] reviews trust issues across AI benchmarks, Bean et al. [12] and Salaudeen et al. [87] develop validity-centered frameworks for evaluation, Weidinger et al. [107] and Schwartz et al. [90] argue for treating AI evaluation as a measurement science. These efforts clarify what evaluation should achieve and where current practice falls short. They do not produce reporting artifacts and infrastructure that are directly consumable by readers interpreting a specific (model, benchmark) result.

Table 1 summarizes which parts of the reporting problem prior work addresses.

J Systematic Literature Review

Several recent papers and reports have attempted to synthesize or propose improved AI evaluation practices. These include reporting checklists, evaluation frameworks, and domain-specific guidelines. However, because these proposals draw on different disciplinary traditions and use different conceptual vocabularies, valuable suggestions that may agree in substance can appear incompatible in form. Despite the need for synthesis, these partially overlapping but differently framed lists of recommended approaches make it harder to identify common ground, limiting the impact of any recommendations.

J.1 Background and Previous Work

The AI evaluation literature suggests that what is called an evaluation can entail a very wide variety of tasks and processes. Quantitative and capabilities evaluations form part of the broader assessment spectrum, which includes exploratory, structured, focused, and specific methods ([18]). These approaches overlap substantially, but are often discussed using different terminology or conceptual frameworks, and they blur the lines about what "Evaluation" is.

Across papers, and sometimes even within papers, there are overlapping or vague categories, varied or incompatible approaches, and conflicting recommendations. In addition, as many reviewed studies note, AI evaluation is fundamentally value-laden ([25, 52, 63]), which means that each set of recommendations is informed by the contextual goals of the paper. As a review, we report conflicting or differently posed recommendations without trying to resolve the conflicts.

Other recent work has used snowball sampling to review suggested methods for improving evaluations ([35]), focused on specific aspects of evaluation, such as construct validity ([12]) and specific threats ([70]), or has high-level suggestions for how to report evaluation ([110]). Many include checklists, and several have suggested the format of evaluation cards ("Eval Cards"), either in general ([32, 47, 72]) or in specific domains ([4]). Evaluation checklists also exist in narrower application such as CLAIM for AI in medical imaging ([75]), METRICS for AI studies in healthcare ([88]), and the Future-ai.eu healthcare guidelines ([61]). Other work has reviewed the literature for specific aspects of evaluation, such as two different approaches to construct validity; a checklist ([12]) and a framework centered on validity ([87]). Other work has built checklists in broader contexts, such as the REFORMS checklist ([56]) for general science.

Reporting artifacts also vary in scope and purpose. Model cards were proposed to report metrics that reflect real-world impacts of the model and information about the dataset(s) used for quantitative analyses ([72]). However, coherent reporting requires coordination across multiple task domains ([38]) and clearer standards, especially since the state of evaluation has evolved significantly since these artifacts were first proposed.

This review is intended to inform such work, including our proposed EvalCards, especially for understanding differences, and building consensus and infrastructure, rather than to reconcile or dispute the different proposals. The result is a proposed framework designed to support consistent AI evaluation practice across the entire ecosystem.

J.2 Methods

We conducted a systematic review of guidance documents and related literature to extract recommendations relevant to AI model evaluation and audit practice, with detailed search, screening, and coding procedures reported. Because the source literature spans diverse activities, from model evaluations and audits to broader governance concerns, we used a deliberately broad item extraction approach, capturing items that illuminate the wider landscape while keeping our synthesis focused on evaluation-relevant practice. We treated the extracted recommendations as heterogeneous and potentially conflicting, preserving item intent through direct quotes and brief descriptions rather than forcing early harmonization or a single taxonomy at the extraction stage. We note important caveats related to selection effects and interpretive judgment in screening and grouping. Building on this foundation, we grouped items using a multi-dimensional codebook across characteristics such as item class, type, and intent, and applied a 'best fit' framework synthesis approach ([23]), iterating from existing evaluation frameworks in the literature towards a consolidated structure.

J.2.1 Search, Screening, and Inclusion

Per the publicly available, preregistered project protocol, (OSF link removed for anonymity) we used a step-down process to identify relevant guidance documents: 1) a broad database search of two databases, 2) a supplemental search of several additional sources, 3) filtering by title/abstract selection and 4) final filtering by full paper screening. A document with all results at the various steps in the process is available at (OSF link removed for anonymity).

Search Strategy and Sources Two database searches were run on June 1, 2025. They covered Google Scholar and arXiv and used the query strings specified in the preregistered protocol targeting AI/ML evaluation and audit guidance, standards, frameworks, and related best-practices documents. Results from the Google Scholar query (including citations) were filtered to 2020–2025 using the web browser filter function, sorted by date, and limited to the first five pages to include the top 50 search results, since relevance dropped significantly after 20 results. The arXiv search used an advanced query restricted to title fields.

- **Google Scholar** using:
 (“Evaluation” OR “Audit*”) AND (“Machine Learning” OR “Artificial Intelligence” OR “Language Model*” OR “AI” OR “Model”) AND (“best practice*” OR “good practice*” OR guideline* OR standard* OR protocol* OR framework* OR governance OR “EU AI Act” OR “task force”). Results from this query (including citations) were filtered in the web browser using a custom range of 2020-2025, sorted by date, and limited to the first 5 pages.
- **arXiv** using an advanced query restricted to title fields for “Evaluation/Audit” AND “ML/AI/Language Model/Model”

These two database searches were supplemented by the following additional sources:

- An Elicit search using the prompt: “How should evaluators and model developers build evaluations of their models, and what characteristics and pitfalls exist?”
- Expert suggestions, especially including well-known formative papers, and gray literature. Here, “experts” were organizations and individuals actively involved in evaluation standards creation via published papers.
- Important additional citations found in reviewed papers.

While these additions increase coverage, they also could bias the sources which are included towards the mainstream literature, as they tend to favor well-known or highly cited work produced within dominant research paradigms and citation chains, while potentially under-representing emerging or marginal perspectives. In an attempt to partially address the bias, we both asked for a variety of experts to contribute sources.

Results from the Google Scholar query were then added manually to a list of items to review. The arXiv search results were copied to a spreadsheet as they appeared and screened for publication date at the Title/Abstract Screening stage. The Elicit search results were copied to the spreadsheet as well. Experts were provided with a list of all papers from these search results and contributed additional papers recommended for review until December 31, 2025. Further papers were included during the full paper review when they were explicitly mentioned to make recommendations regarding AI evaluation best practices.

Title/Abstract Screening At this stage, we included potentially relevant papers from the spreadsheet and items-for-review list described above, based on a review of the paper titles, and in some cases of the abstracts when ambiguous. All relevant papers were then flagged as such in the spreadsheet, and papers selected from the items-for-review list were added to the spreadsheet.

Full Paper Screening Next, papers were filtered for containing items for extraction specifically relevant to recommendations about AI evaluation practices. We excluded papers that were categorized as either narrow, that is, focused on single model types or approaches without any more general insights or suggestions ([10, 44, 74]), or irrelevant, i.e. being about something other than evaluation or assessment of AI models, ([28, 69, 89]). In some cases, narrowly scoped papers were retained when their recommendations were judged to support a more general evaluation point. This

process relied inherently on subjective judgment and could have introduced interpretive bias through overgeneralization or inconsistent grouping. To mitigate this potential bias, two reviewers (authors **initials removed for anonymity**) participated in the decision, and additionally, we elicited broad expert feedback on the decisions. Also excluded was a single foreign-language paper. Although we did not preregister the exclusion of foreign language papers, we were unable to review the original paper or include the original text of the items for grouping and analysis³.

J.2.2 Study-Level Characterization

To describe the composition of the reviewed literature and to contextualize extracted recommendations, the papers included in the study were categorized. Categories included year of publication, origin of corresponding author(s), and the number of authors. Additionally, we included descriptive categories that were non-exclusive: Classifications included the domain being studied (i.e. artificial intelligence, machine learning, natural language processing, applied sciences), the intended audience (i.e. auditors, developers, model providers, policy makers, and users), and the primary topical focus (i.e. considerations, recommendations, framework, position paper or regulation).

J.2.3 Item Extraction and Characterization

Specific items relevant to recommended AI evaluation practices were manually extracted during full text screening. Extraction was intentionally broader than the later synthesis to avoid prematurely narrowing the scope of grouping and discussion. The literature uses overlapping and sometimes conflicting categories and recommendations, and therefore our extraction focused on capturing recommendations as stated rather than resolving disagreements across papers. Each extracted item included both a text quote and a brief informal description.

Study-level descriptors were recorded to represent the composition of the reviewed literature, including publication year, corresponding-author country, number of authors, domain, intended audience, and publication type.

To characterize extracted items, reviewers used a multi-dimensional codebook (Section J.8) designed to summarize when, where, how, and why recommendations applied in the evaluation process. Item-level coding included item class and item type (single-label), workflow stage, artifact discussed, and objective (non-exclusive, multi-label), followed by assignment to a supercategory used for synthesis. Coding was applied to the extracted item rather than to the overall intent of the source paper, as described in the additional methodological details below.

Extracted Item-Level Characterization

Since model evaluations can occur anywhere on Bogen’s assessment spectrum, we did not attempt to impose a clear structure, but broadly categorized the items extracted from the papers. Our goal was to summarize the landscape of AI evaluation best practices in terms of when, where, how, and why in the evaluation process they are or should be implemented. Categorization criteria for classifications, groupings and synthesis were summarized in the “Codebook for Classification and Synthesis of AI evaluation Practice Recommendations” (Section J.8). All categorizations were performed independently by two reviewers (authors **initials removed for anonymity**) and conflicting categorizations were resolved to one or the other by a third reviewer (author **initial removed for anonymity**).

Many of the reviewed papers discussed both evaluations and other topics. However, our categorization was primarily for the purpose of focusing on evaluation, and the requirements and considerations for evaluations. For this reason, the extraction was not geared towards categorizing the original paper intent, but rather to categorize the intent of the specific extracted item.

Inter-rater agreement statistics were determined using Cohen’s κ for mutually exclusive categorizations and Krippendorff’s α for other categories, computed on the pooled (item \times tag) binary decision matrix so that each cell carried a single 95% confidence interval ([59]).

Extracted Item Class To enable later understanding and grouping of the items, we first categorized extracted items by the class of assessment discussed, including governance, audit, evaluation, or

³Machine translation also suggested that the scope was too narrow for inclusion.

other. Our general categorization was that governance relates to the ecosystem or general process audits, model audits are concerned with a (single) model or system, while evaluations are specific to a capacity or feature of the model. This differentiation is not always clear, and given the spectrum of ambiguities, we have categorized the extracted items into our best-guess class. Items that did not fit into the above categories or addressed similar issues were summarized in class "other".

Extracted Item Type Here, we categorized extracted items by their type, intended to capture a number of key potential issues, suggestions, and needs for audits and evaluations which were raised in the reviewed papers. The item type indicates whether the extracted item discusses (1) Categories, a (2) Challenge, or more general (3) Considerations about the process, (4) Requirements, (5) how to Design the process, its (6) Performance, or the (7) Reporting of the process, and lastly the required (8) Followup from the process (Table 8).

Table 8: Extracted Item Types and their meaning

Extracted Item Type	Description
Categories	The item differentiates between meaningfully different classes in ways that impact how evaluations are performed.
Challenge	The item specifies issues or problems which must be surmounted in performing the task.
Considerations	The item raises issues for awareness or to inform some other part of the process.
Requirement	The item explicitly states a need.
Design	The item includes specific suggestions or methods for designing the evaluation process.
Performance	The item mentions specific suggestions or methods for procedure for performing the evaluation.
Reporting	The item includes specific suggestions or methods for reporting the outputs of an assessment process.
Followup	The item suggests or requires actions which must be planned or performed afterwards.

Extracted Item Workflow Stage Next, we described the stage(s) of the evaluation workflow that the extracted item concerns. The extracted item is used in the selected workflow stage or directly informs it. Workflow stages may overlap somewhat and multiple selections per item could apply. Possible workflow labels included Scoping & Objectives, Test Design, Data & Scenarios, Instrumentation, Metrics & Rubrics, Human Evaluation, Reliability & Validity, Robustness & Stress, Safety & Responsible Use, Reproducibility & Operations, Reporting & Transparency and Post-Deployment Monitoring (Table 9).

Extracted Item Artifact Discussed We further characterize the extracted items by describing which aspect of the AI evaluation the extracted item describes to act on. This characterization is independent of the motivation behind the extracted item text and multiple artifacts may be addressed. Artifacts discussed in the context of best evaluation practices were about Data / Prompts, the Model, the System, Outputs, Process, or the Environment (Table 10).

Extracted Item Objective In addition, we aim to label the specific goal that an extracted item intends to advance. This dimension captures the motivation behind the extracted item text, but not its content. Multiple objectives may be selected. The extracted items had objectives related to Performance Fit-for-Purpose, Safety & Abuse Resistance, Fairness & Non-discrimination, Privacy & Data Governance, Security & Model Integrity, Transparency & Accountability, Sustainability & Efficiency, and Compliance (Table 11).

Extracted Item Supercategory Finally, each extracted item was labeled with a supercategory: a high-level thematic classification used to group extracted items for synthesis and comparison with the initial framework. Supercategories are broader than workflow stages, and aim to identify thematic clusters that cut across workflow stages or objectives. Supercategories could be one of the following: Goals & Scope Setting, Purposes and Placement, Test Design & Task Construction, Data

Table 9: Extracted Item Workflow Stages

Extracted Item Workflow Stage	Description
Scoping & Objectives	The item concerns goals, intended use, decision thresholds, audience, or downstream decisions.
Test Design	The item concerns task structure, baselines, comparisons, preregistration, or evaluation planning
Data & Scenarios	The item concerns datasets, prompts, scenarios, item generation, or representativeness.
Instrumentation	The item concerns tooling, logging, infrastructure, APIs, or execution setup.
Metrics & Rubrics	The item concerns metrics, scoring rules, aggregation, thresholds, or interpretation of outputs.
Human Evaluation	The item concerns annotators, expert judgment, recruitment, incentives, or inter-rater processes.
Reliability & Validity	The item concerns uncertainty, power, bias, construct validity, internal/external validity.
Robustness & Stress	The item concerns stress tests, distribution shift, adversarial behavior, saturation, or gaming.
Safety & Responsible Use	The item concerns misuse, deployment risk, safety constraints, or ethical safeguards.
Reproducibility & Operations	The item concerns code availability, logging, versioning, costs, or operational constraints.
Reporting & Transparency	The item concerns documentation, publication, access, or transparency obligations.
Post-Deployment Monitoring	The item concerns ongoing testing, drift detection, updating, or retirement.

Table 10: Extracted Item Artifact Discussed

Extracted Item Artifact Discussed	Description
Data / Prompts	The item concerns datasets, prompts, scenarios, item construction, sourcing, or contamination.
Model	The item concerns model versions, weights, training status, fine-tuning, or access.
System	The item concerns tooling, pipelines, agents, or system-level behavior.
Outputs	The item concerns output formats, distributions, failure modes, or interpretation of outputs.
Process	The item concerns evaluation procedures, governance of the eval, or methodological steps.
Environment	The item concerns deployment context, users, incentives, threat models, or institutional setting.

Table 11: Extracted Item Objective

Extracted Item Objective	Description
Performance Fit-for-Purpose	The item concerns accuracy, usefulness, task success, or goal alignment.
Safety & Abuse Resistance	The item concerns misuse, red teaming, refusal behavior, or safety constraints.
Fairness & Non-discrimination	The item concerns demographic performance differences or equity considerations.
Privacy & Data Governance	The item concerns data handling, consent, leakage, or retention.
Security & Model Integrity	The item concerns adversarial attacks, gaming, model theft, or tampering.
Transparency & Accountability	The item concerns documentation, explainability, auditability, or public reporting.
Sustainability & Efficiency	The item concerns efficiency, resource use, or environmental costs.
Compliance	The item explicitly references laws, regulations, or formal requirements.

& Scenario Curation, Human Evaluation / Baseline, Prompting & Elicitation Strategy, Metrics & Rubrics, Statistical Validity & Uncertainty, Process Concerns, Robustness & Stress Testing, Fairness, Harm & Socio-Technical Context, External Validity & Ecological Fit, Reproducibility, Portability & Environment, Reporting & Transparency of Methods, Result Presentation & Interpretation, Benchmarking & Comparisons, Tooling & Instrumentation for Evaluations, Usability or Cost & Operationalization of Evaluations. In cases where these supercategories did not fit well, extracted items could be described as Other- Evaluation-Relevant or Not Evaluation-Relevant (Table 12).

Table 12: Extracted Item Supercategory

Extracted Item Supercategory	Description
Goals & Scope Setting	The item concerns aims, scope, stakeholders, or decision relevance.
Purposes and Placement	The item concerns where evals sit in training, deployment, governance, or oversight.
Test Design & Task Construction	The item concerns tasks, baselines, splits, or eval structure.
Data & Scenario Curation	The item concerns datasets, prompts, scenarios, or coverage.
Human Evaluation / Baseline	The item concerns annotators, experts, or human benchmarks.
Prompting & Elicitation Strategy	The item concerns prompting, hints, formats, or interaction protocols.
Metrics & Rubrics, Statistical Validity & Uncertainty	The item concerns metrics, scoring, uncertainty, power, or validity.
Process Concerns	The item concerns coordination, incentives, governance of evals.
Robustness & Stress Testing	The item concerns stress tests, adversarial behavior, or saturation.
Fairness, Harm & Socio-Technical Context	The item concerns bias, harm, stakeholders, or social context.
External Validity & Ecological Fit	The item concerns real-world relevance or deployment mismatch.
Reproducibility, Portability & Environment	The item concerns code, access, compute, or portability.
Reporting & Transparency of Methods	The item concerns documenting how evals were done.
Result Presentation & Interpretation	The item concerns interpreting or framing results.
Benchmarking & Comparisons	The item concerns baselines, state-of-the-art claims, or comparisons.
Tooling & Instrumentation for Evaluations	The item concerns tools, platforms, or instrumentation.
Usability, Cost & Operationalization of Evaluations	The item concerns cost, effort, efficiency, or maintenance.
Other- Evaluation-Relevant	The item is clearly eval-relevant but does not fit above.
Not Evaluation-Relevant	The item does not substantively concern evaluation.

J.2.4 Best Fit Framework

The list of groupings was compiled initially, then structured and revised by adopting the 'best fit' framework method ([23]) of starting with an existing conceptual model, identifying concepts a priori and iterating on the initial outline of themes based on the different frameworks presented in papers in the systematic review.

Several papers in our review presented an explicit framework for evaluations and/or a checklist. In addition, one paper containing a relevant framework ([12]) was published past our database search cutoff date and included upon recommendation by an expert.

While many papers included in the review contain frameworks, not all of those are frameworks for performing or reporting (aspects of) evaluations. For the synthesis of groupings performed in our analysis, only those that contain a framework for evaluations were appropriate and included. Therefore, we first identified papers proposing evaluative frameworks and then restricted integration to those describing "Evaluation Stages/Needs". Framework elements were next mapped into a shared structure. When a framework used very broad categories, we added its subcategories (when available) so that the frameworks could be compared at a similar level of detail. Outputs were presented using structured tables and a consolidated framework box.

J.2.5 Synthesis & Groupings

The synthesis aimed to integrate extracted recommendation items into (1) a high-level set of recommended practices and (2) a 'best fit' evaluation framework for later Delphi elicitation ([21, 23]).

The extracted items were reviewed and filtered for relevance to AI evaluation creation and use. As described above, each extracted item was independently classified by two reviewers using the codebook dimensions. Because several codebook dimensions were non-exclusive, individual items could contribute to multiple synthesis groupings. Synthesis groupings were defined primarily by evaluation workflow stage and item objective, and secondarily by item type and discussed artifact, to support a "when/where/how/why" mapping of recommendations.

Through this thematic synthesis we identified groups of recommended practices, which then informed a broader framework based on types of items. After this initial framework we adopted a 'best fit' framework approach ([23]), beginning from the initial conceptual structure and iteratively revising themes based on frameworks identified in the reviewed literature. Framework elements were mapped into a shared structure, and in cases where source frameworks used broad categories, subcategories were incorporated (when available) to support comparison at a similar level of detail. We then solicited additional feedback from experts involved in AI evaluation research, which led to a final round of revisions and a final proposed framework.

J.2.6 Risk of Bias within studies, in synthesis and in reporting biases

The documents included in this review were predominantly frameworks, guidance documents, position papers, and regulatory or grey literature sources, and therefore standard empirical-study risk-of-bias tools were not applicable. The methodological and viewpoint differences in the literature are not corrected for, as perspectives are needed. In the discussion, we address potential biases, including selection and coverage limitations, and interpretive bias from judgment calls.

J.3 Results

J.3.1 Selected Studies and Characteristics

The initial database searches described above resulted in the top 50 publications from Google Scholar (out of over 100,000 search results) and 612 publications from arXiv, while the supplementary effort resulted in 50 from Elicit, 27 expert suggestions and 9 additional papers from citations for a total of 748 sources (Figure 6). Title and abstract screening led to the exclusion of several papers deemed irrelevant for the purpose of this systematic review. After this first screening step, a total of 103 records were left, including 15 Google Scholar results, 42 arXiv papers, 10 results from Elicit, 27 from expert recommendations and 9 from the additional citations. In the last step, full paper screening resulted in the removal of 48 more papers which were found to be too narrow in scope ($n = 24$), published before 2020 ($n = 10$), irrelevant in their content ($n = 7$), not research papers but, for example, blog posts ($n = 6$), not in a language we could read, interpret or quote directly without using an intermediary tool, i.e. Chinese ($n = 1$). After this filtering step, the final cohort contained 55 papers total, of 3 which were included both through the database searches and the expert/citation path. These 3 duplicates were removed, yielding 52 unique papers included in the analyses presented here. The included 52 studies were published from 2020 until 2025, and the number of relevant publications per year increased every year since 2020. Only one study from 2020 was considered relevant to this systematic review while 17 from the year 2025 were included, and a doubling was seen from 5 studies in 2022 to 10 in 2023 (Figure 7).

The domains studied in the papers were artificial intelligence (50%), machine learning (23%), natural language processing (17%) or applied science (10%), under which we grouped papers about healthcare ($n=3$), material sciences ($n=1$) and metrology ($n=1$) (Figure 7). As a surrogate marker for study origin, we used the corresponding author's email address location. While half of all studies originated in the USA, 29% (15/52) of studies were distributed across the Northern hemisphere, including from the UK, Germany, Israel, Canada, Finland, Iran, Netherlands, Poland, Portugal, and one study from Argentina in the Southern hemisphere (Figure 7). Eleven studies (21%) did not have a designated responding author. Those studies were authored by the EU Commission (3/11), the UK AISI (2/11), the RAND EU institute (2/11), the UK Safety Summit (1/11) or by multiple organizations spanning locations in the USA, UK, Canada, Australia (3/11). The number of authors per study ranged from

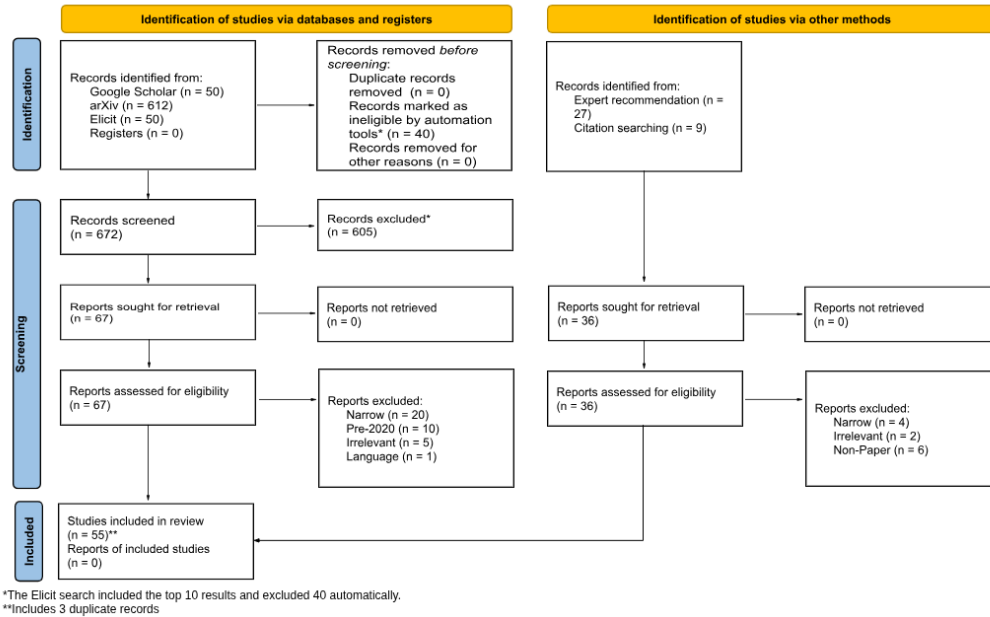


Figure 6: PRISMA flowchart depicting the flow of information through phases of the systematic review, mapping out the number of records identified, included and excluded, and the reasons for exclusions.

single authors to groups as large as 50. Most studies (31/52, 60%) had 5 authors or fewer (Figure 7). Authors were not listed for 3 reports (6%) from organizations such as the UK Safety Summit, UK AISI, and The Frontier Model Forum.

Papers were written to address relevant concerns of one or several target audiences. The majority of studies were intended for developers (38/52, 73%), auditors (13/52, 25%), policy makers (12/52, 23%), providers (2/52, 4%) and users of AI systems (1/52, 2%) (Figure 7). The reviewed publication types included recommendations (20/52, 38%), a framework (15/52, 29%), considerations (8/52, 15%), position papers (7/52, 13%) or regulation (2/52, 4%) (Figure 7).

J.3.2 Extracted Item Characteristics

A total of 730 items were extracted from the 52 studies included in the review. Each item was coded per the codebook (Section J.8) across item class and item type (single-label), and across workflow stage, artifact discussed, and objective (non-exclusive, multi-label).

Inter-rater agreement statistics are reported in Tables 13 and 14. A per-tag breakdown with individual κ values is available in **OSF link removed for anonymity** and every estimate exceeded the 0.81 threshold defining almost perfect agreement ([59]). The overall agreement values for Cohen's κ were between 0.865 and 0.895, while the values for pooled Krippendorff's α (weighted) ranged from 0.916 to 0.954.

In item class, most extracted items addressed evaluations (82%), with smaller proportions addressing audits (10%), governance (6%), or other topics (2%) (Figure 8). Across item type, the most common categories were Design guidance (22%), Challenges (18%), Requirements (16%), and Reporting guidance (15%), followed by Categories (14%), while other item types were less frequent (Figure 8).

Across the multi-label dimensions, extracted items most often addressed multiple labels rather than a single label. The workflow stage described across the 730 extracted items were assigned a total of 1413 labels, combining up to 5 labels with an average of 1.9 and a median of 2 labels per item. Across items, the workflow stage found relevant for discussion most often was Reporting & Transparency (320/730, 44%) (Figure 8). Mentioned in more than one fifth of extracted items were the evaluation stages of Test Design (186/730 26%), Scoping & Objectives (176/730, 24%), Metrics & Rubrics (160/730, 22%) and Reliability & Validity (154/730, 21%). In fewer than 15% of extracted items the

Table 13: Inter-rater agreement on single-label categorizations.

Category	n	% agreement	Cohen’s κ	Krippendorff’s α
Relevant Class	717	96.7%	0.895 [0.85, 0.94]	0.895 [0.85, 0.94]
Extracted Item Type	717	89.0%	0.870 [0.84, 0.90]	0.870 [0.84, 0.90]
Suggested Supercategory	691	87.4%	0.865 [0.84, 0.89]	0.865 [0.84, 0.89]

Note. Items where either rater’s cell was blank on the given category were dropped pairwise before estimation.

Table 14: Inter-rater agreement on set-valued (multi-label) categorizations. Each estimate pools (item \times tag) binary decisions into a single coefficient.

Category	n	Tags	% exact set	Mean Jaccard	Cohen’s κ	Krippendorff’s α
Workflow Stage	683	12	81.0%	0.912	0.916 [0.90, 0.93]	0.916 [0.90, 0.93]
Artifact Discussed	683	6	90.0%	0.955	0.952 [0.94, 0.96]	0.952 [0.94, 0.96]
Objective	683	8	90.6%	0.957	0.964 [0.96, 0.97]	0.964 [0.96, 0.97]

Note. “% exact set” is the share of items on which the two raters assigned identical tag sets; “Mean Jaccard” averages $|A \cap B|/|A \cup B|$ over items (empty/empty counted as 1).

workflow stages of Safety & Responsible Use (91/730, 13%), Reproducibility & Operations (85/730, 12%), Data & Scenarios (81/730, 11%), Human Evaluation (63/730, 9%), Robustness & Stress (43/730, 6%), Post-Deployment Monitoring (39/730, 5%) were mentioned, and only 2% (15/730) of items was concerned with Instrumentation. Only 27% (197/730) of extracted items discussed a single workflow stage and the remaining 73% (533/730) items explored the interaction between multiple workflow stages (Figure 9). Here, the combination of Reporting & Transparency + Scoping & Objectives was the most discussed (12%, 65/533), followed by Metrics & Rubrics + Reporting & Transparency (11%, 57/533).

The artifacts discussing which aspect of the AI evaluation should be acted on were represented by a total of 1418 labels. Individual items combined up to 5 artifacts with an average of 1.9 and a median of 2 artifacts per item. Artifacts were discussed at the following frequencies: Process 73% (534/730), Outputs 19% (263/730), System 36% (259/730), Data / Prompts 20% (146/730), Model 19% (139/730), and Environment 11% (77/730) (Figure 8). More than a quarter of extracted items (194/730, 27%) discussed a single artifact, and the interconnection between multiple artifacts was described in 73% (536/730) of extracted items (Figure 9). Here, the combination of Outputs + Process was the one that occurred most frequently (32%, 172/536), followed by the slightly less frequent Process + System (30%, 161/536).

The stated objectives of extracted items were described with a total of 1461 labels, combining up to 4 goals within one item, with an average of 2.0 and a median of 2 goals per item. Item objectives included most often Transparency & Accountability (568/730, 78%) and Performance Fit-for-Purpose (389/730, 53%), while Compliance (196/730, 27%), Safety & Abuse Resistance (132/730, 18%), Fairness & Non-discrimination (66/730, 9%), Security & Model Integrity (59/730, 8%), Sustainability & Efficiency (33/730, 5%) and Privacy & Data Governance (18/730, 3%) were less frequent objectives (Figure 8). A single objective was stated by 18% (128/730) of extracted items, while the majority of extracted items (602/730, 82%) explored a combination of multiple objectives (Figure 9). The combination of Performance Fit-for-Purpose + Transparency & Accountability was the most discussed (47%, 285/602), while Compliance + Transparency & Accountability was the second most mentioned (26%, 155/602).

Finally, each extracted item was summarized under the umbrella of a supercategory showing a broad distribution of items across themes. The supercategories applying to the most extracted items and containing 12% each (87/730 and 85/730, respectively) were Test Design & Task Construction and Metrics & Rubrics, Statistical Validity & Uncertainty, while the least common were Tooling & Instrumentation for Evals and Benchmarking & Comparison and Prompting & Elicitation Strategy at 1% each (10/730, 10/730, 7/730, respectively) (Figure 8). In between most and least frequent lay

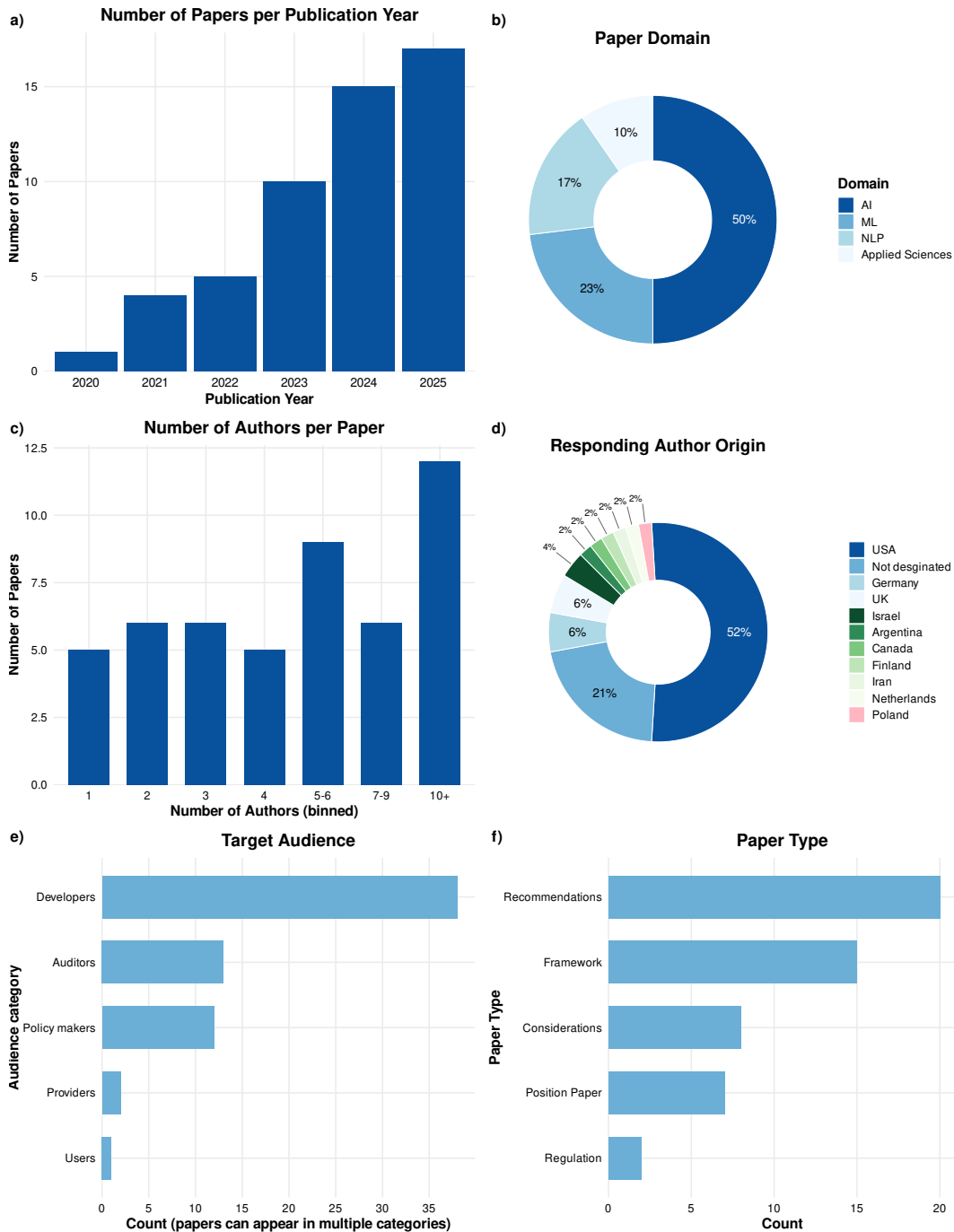


Figure 7: Summary of study characteristics by (a) Number of papers per publications year, (b) paper domain, (c) number of authors per study, (d) origin of corresponding author, (d) audience targeted, (e) paper type.

Process Concerns (62/730, 8%), Purposes and Placement (54/730, 7%), Reporting & Transparency of Methods (49/730, 7%), Fairness, Harm & Socio-Technical Context (44/730, 6%), External Validity & Ecological Fit (41/730, 6%), Human Evaluation / Baseline (37/730, 5%), Reproducibility, Portability & Environment (34/730, 5%), Goals & Scope Setting (33/730, 5%), Reporting & Transparency of Methods (31/730, 4%), Data & Scenario Curation (24/730, 3%), Usability, Cost & Operationalization of Evals (23/730, 3%), Result Presentation & Interpretation (23/730, 3%), Robustness & Stress Testing

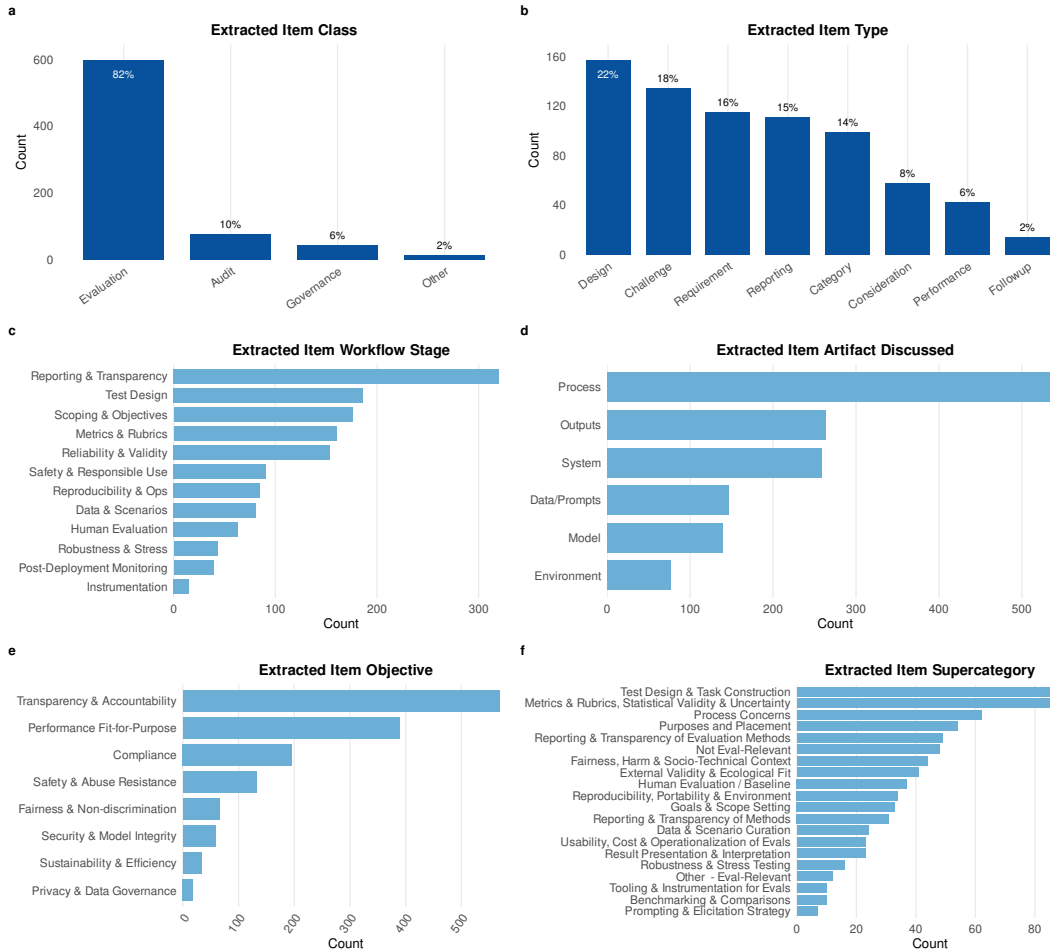


Figure 8: Summary of extracted items by (a) their type, (b) their class, (c) the workflow stage, (d) artifacts discussed, (e) their objective, (f) an associated supercategory.

(16/730, 2%). Additionally, 2% (12/730) of extracted items were labeled Other - Eval-Relevant and 7% (48/730) were summarized as Not Eval-Relevant.

J.3.3 Best Fit Framework

In Table 15 we list the subset of 13 papers from our review that present frameworks ([3, 5, 12, 16, 46, 63, 66, 79, 85, 86, 96, 99, 100]), and categorize which type of framework they describe. There was one framework for each of the following domains: Construct/Task types, Ethics Concerns, Uncertainty types, Long form task process, Impacts, Audit Stages/Needs, and seven about Evaluation Stages/Needs. Two of the frameworks sorting Evaluation Stages/Needs offered specific contributions to Capability Elicitation ([100]) and Construct Validity ([12]).

For the synthesis presented here, only those that contain a framework for “Evaluation Stages / Needs” are appropriate, specifically ([5, 12, 63, 79, 85, 86, 100]).

The recurring elements that appeared across these seven frameworks were summarized and grouped into our derived initial framework detailing which of the source frameworks addressed our derived initial elements in detail, partially, or not at all. Our derived initial framework is presented in Table 16 and included the following 11 candidate categories: Initial Evaluation Design Tasks, Evaluation Goals and Context, Evaluation Construct, Evaluation Development, Evaluation Context Validity, Evaluation Results and Explainability, Evaluation Metrics, Running the Evaluation, Evaluation Lifecycle, Evaluation Results Reporting, and Evaluation Results Publication.

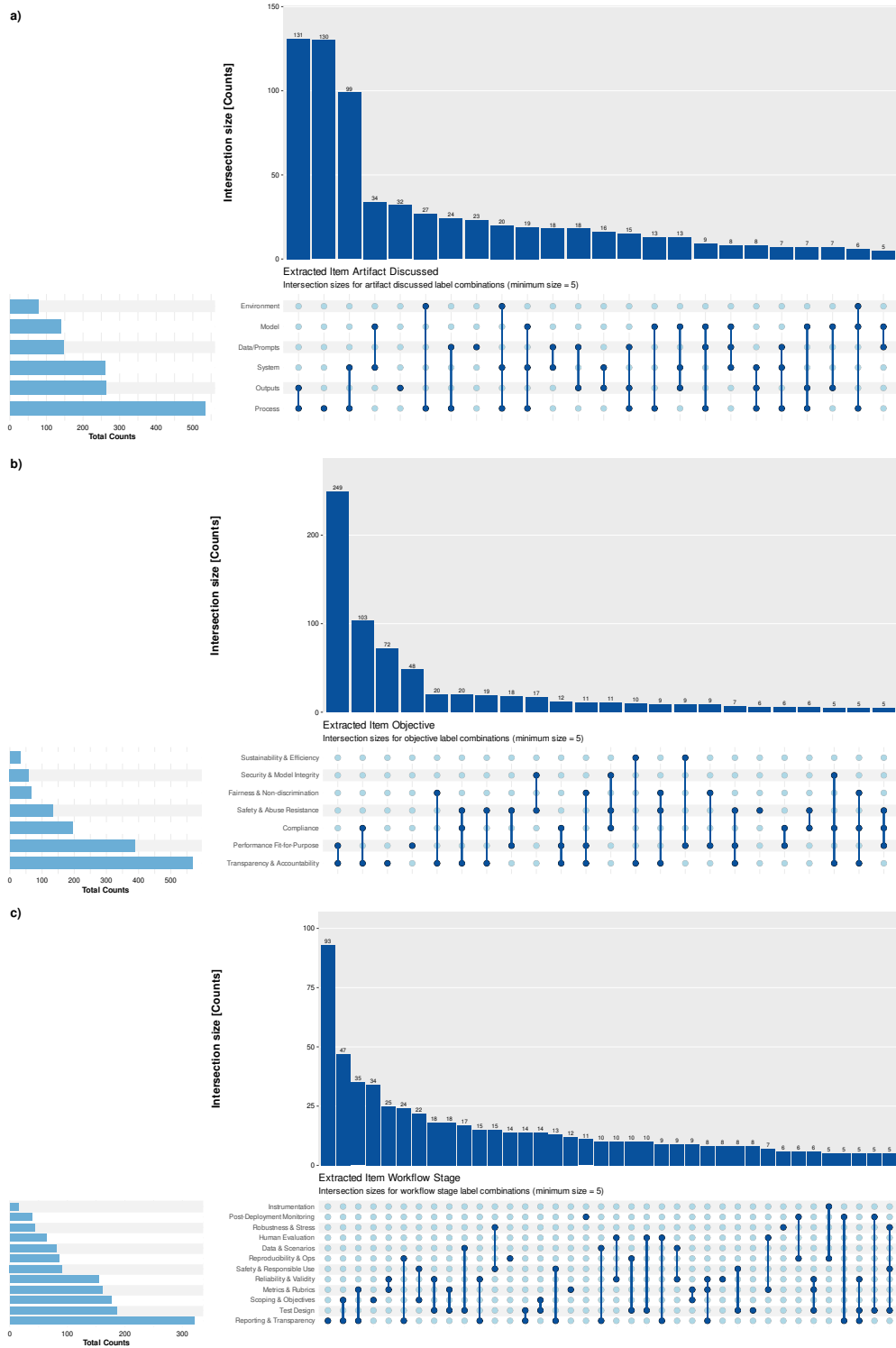


Figure 9: Frequency of combinations of the Extracted Item (a) Workflow Stages, (b) Artifacts Discussed, (c) Objectives.

Table 15: Framework Papers

Paper	Framework Type
<i>Audit and Assurance of AI Algorithms: A framework to ensure ethical algorithmic practices in Artificial Intelligence</i> Akula, R., et al. ([3])	Constructs / Task types
<i>Holistic Evaluation of Language Models</i> Liang, P., et al. ([63])	Evaluation Stages / Needs
<i>A Conceptual Framework for Ethical Evaluation of Machine Learning Systems</i> Gupte, N.R., et al. ([46])	Ethics Concerns
<i>AllMetrics: A Unified Python Library for Standardized Metric Evaluation and Robust Data Validation in Machine Learning</i> Alizadeh, M., et al. ([5])	Evaluation Stages / Needs
<i>A metrological framework for uncertainty evaluation in machine learning classification models</i> Bilson, S., et al. ([16])	Uncertainty types
<i>A structured protocol for elicitation experiments: Calibrating AI risk assessment through rigorous elicitation practices</i> UK AISI ([100])	Evaluation Stages / Needs (specific to Capability Elicitation)
<i>Long-Form Tasks: A Methodology for Evaluating Scientific Assistants</i> Pencharz, J., et al. ([99])	Long form task process
<i>LLM Cyber Evaluations Don't Capture Real-World Risk</i> Lukošiūtė, K., et al. ([66])	Impacts
<i>Preliminary suggestions for rigorous GPAI model evaluations</i> Paskov, P., et al. ([79])	Evaluation Stages / Needs
<i>Audit Cards: Contextualizing AI Evaluations</i> Staufer, L., et al. ([96])	Audit stages / Needs
<i>BetterBench: Assessing AI Benchmarks, Uncovering Issues, and Establishing Best Practices</i> Reuel, A., et al. ([85])	Evaluation Stages / Needs
<i>Measuring What Matters: Connecting AI Ethics Evaluations to System Attributes, Hazards, and Harms</i> Rismani, S., et al. ([86])	Evaluation Needs
<i>Measuring what Matters: Construct Validity in Large Language Model Benchmarks</i> Bean, A., et al. ([12])	Evaluation Stages / Needs (specific to Construct Validity)

J.3.4 Synthesis & Groupings

After deriving the 11-item candidate framework, and based on feedback from experts, we reviewed the items and their thematic overlap and consolidated them into five higher-level categories: Evaluation Design, Before Evaluation Execution, Evaluation Execution, Evaluation Lifecycle, and Evaluation Reporting & Publication. We then refined the category structure and item labels based on expert feedback. The resulting final framework is presented in Table 17 as a high-level list of recommended practice areas, with the full itemized version (including sub-items and explanatory prompts) provided in Section J.9.

Table 16: Table of our derived initial framework and how items are addressed in other frameworks (● = clearly and explicitly, ○ = partially, indirectly, or implicitly, - = not addressed)

Derived Initial Framework	<i>Holistic Evaluation of Language Models</i> Liang et al. ([63])	<i>AIMetrics: A Unified Python Library for Standardized Metric Evaluation</i> Alizadeh et al. ([5])	<i>A structured protocol for elicitation experiments</i> AISI UK ([100])	<i>Preliminary suggestions for rigorous GPAI model evaluations</i> Paskov et al. ([79])	<i>BetterBench: Assessing AI Benchmarks, Uncovering Issues, and Establishing Best Practices</i> Reuel et al. ([85])	<i>Connecting AI Ethics Evaluations to System Attributes, Hazards, and Harms</i> Rismani et al. ([86])	<i>Measuring what Matters: Construct Validity in LLM Benchmarks</i> Bean et al. ([12])
Initial Evaluation Design Tasks	●	●	●	●	●	●	●
Evaluation Goals and Context	●	○	○	○	○	●	●
Evaluation Construct	●	○	○	●	○	●	●
Evaluation Development	●	●	●	●	●	●	●
Evaluation Context Validity	●	●	○	●	○	●	●
Evaluation Results and Explainability	○	●	●	●	●	○	●
Evaluation Metrics	●	●	○	●	●	●	●
Running the Evaluation	○	●	●	●	●	-	●
Evaluation Lifecycle	-	-	○	○	●	-	○
Evaluations Results Reporting	-	●	●	●	●	○	○
Evaluation Results Publication	-	○	●	●	○	-	-

Table 17: Final framework groupings and high-level items

1 Design	
Goals & Context	<ul style="list-style-type: none"> • Explain stakeholders and roles • Purpose, use context, decision linkage, audience, and relation to existing evaluations
Development Preregistration	<ul style="list-style-type: none"> • Development preregistration and prospective design plan
Construct & Validity	<ul style="list-style-type: none"> • Construct definition and scope • Problem framing / threat and/or consequence model • Validity limits and design trade-offs • Metric specification, aggregation, and interpretability • Uncertainty, robustness, and interpretive limits • Statistical validity and power
Task Types & Item Development	<ul style="list-style-type: none"> • Task/item construction and design validation • Item sourcing, provenance, representativeness, and modality assumptions
Human Subjects / Ethics	<ul style="list-style-type: none"> • Human-subjects ethics, oversight, and safeguards
2 Before Execution	
Preregistration & Pre-run	<ul style="list-style-type: none"> • Prospective analysis plan and externally verifiable pre-run readiness checks
Scoring & Validation	<ul style="list-style-type: none"> • Correctness definition and ground-truth validity • Rubrics and judge-system specification • Judge training, quality control, and protocol effects
Splits & Holdouts	<ul style="list-style-type: none"> • Data partitioning, holdouts, and revision controls
Pilot & Baselines	<ul style="list-style-type: none"> • Pilot execution and baseline calibration
Contamination / Gaming / Awareness	<ul style="list-style-type: none"> • Contamination, gameability, and evaluation-awareness controls
Pre-reporting	<ul style="list-style-type: none"> • Pre-reported task summary and reporting commitments
3 Execution	
Run Logging & Repro Capture	<ul style="list-style-type: none"> • As-run logging and reproducibility provenance
Mitigations / Adaptations	<ul style="list-style-type: none"> • Execution-time adaptations and elicitation controls
Analysis & Run Differences	<ul style="list-style-type: none"> • Observed failure patterns, run differences, and execution constraints
4 Lifecycle	
Data Availability & Access	<ul style="list-style-type: none"> • Evaluation artifact availability and access pathways
Later Use & Maintenance	<ul style="list-style-type: none"> • Future-use governance, versioning, and re-evaluation criteria • Operational documentation, portability, and maintenance support
5 Reporting & Publication	
Reporting & Publication	<ul style="list-style-type: none"> • Result interpretation and evidentiary reporting claims • Multi-model comparison standards and trend claims • Publication status and reporting artifacts
Process Reporting	<ul style="list-style-type: none"> • Resource accounting and operational trade-off reporting
Usage Transparency	<ul style="list-style-type: none"> • Usage transparency, release context, and access constraints
Replication / Reproducibility	<ul style="list-style-type: none"> • Replication package completeness and reproducibility sufficiency

J.4 Discussion

This paper undertook a systematic review of recommended AI evaluation practices, sourced from 52 studies, with 730 resulting extracted items. The reviewed papers were heterogeneous across many dimensions, treating “evaluation” as anything from a narrow protocol for performance measurement to systemic risk assessment, assumptions that strongly shape what is recommended. The most widely discussed themes were reporting and transparency, while the most common objective was to achieve

transparency and accountability, showing agreement that communication and reporting present areas of weakness in AI evaluation practices. Norms for executing evaluations, such as monitoring, robust operationalization or instrumentation, were of much less frequent concern, suggesting that weaknesses in AI evaluation are thought to be failures of disclosure rather than of practice.

Artifact coding showed that recommendations target the evaluation process most often, then its outputs and the deployed system. Much less attention is paid to the evaluation environment and only modest attention to the model itself, indicating that the literature increasingly views evaluation as a socio-technical procedure rather than a model-only scorecard.

Across all extracted items, only about one quarter were confined to a single workflow stage, while the large majority explicitly spanned multiple stages, most often linking Reporting and Transparency with Scoping and Objectives or Metrics and Rubrics. This suggests that the literature repeatedly treats evaluation quality as an interaction effect rather than a single intervention: As evaluations are a rapidly evolving domain, even well-specified improvements in one component (e.g., better metrics, or stronger statistical methods) may not straightforwardly transfer when upstream scoping, downstream interpretation, or operational execution remains under-specified or mismatched in the intended use. A holistic approach to AI evaluations has therefore been recommended several times.

Further, an explicit reminder that AI evaluation should rarely be seen as solved and that the fundamental limits of measurement should be explicitly understood and acknowledged has recently been published by the US CAISI ([77]). They disclaimed that even when conducted “in line with current best practices” such findings remain “preliminary,” limited to “specific domains,” and constitute only a “partial assessment” of a particular model version at a particular time, with benchmarks that have “methodological limitations” and may not generalize. Taken together, these caveats highlight that AI evaluation results remain context-dependent and provisional, making it essential to scrutinize whether benchmarks truly measure what they claim to measure ([12]).

Indeed, reflected in the prominence of test design/task construction and metrics, rubrics/statistical validity and uncertainty among the most common supercategories observed, construct validity emerges as a key challenge. This is not least because constructs validated for humans may not apply to AI systems, and even constructs validated for one class of AI system may not apply to another. Recent interpretability research has indicated that many benchmarks which can be decomposed into testing multiple different capabilities do not, in practice, instantiate the single construct they are taken to measure ([57]). However, a benchmark’s label is only meaningful insofar as the task and evaluation procedure do exactly that, complicating any claim that benchmarks can cleanly track a defined construct ([111]).

These challenges surrounding construct validity also interact with broader practical tensions in how evaluations should be designed and implemented. Even when the reviewed literature agrees on the importance of validity and transparency, remaining trade-offs between standardization and fit-for-purpose, as well as between feasibility and complexity impede the ability to identify common ground and limit the impact of these recommendations on practice.

Addressing this need, we identified recurring themes in the reviewed literature, taking into account existing dense guidance in some areas (e.g. design, reporting), while filling gaps in others (e.g. operationalization, access, maintenance). Through mapping the AI evaluation landscape and preserving disagreement in practices, we arrive at a consolidated five-part framework combining recommendations regarding Design, Before Execution, During Execution, Lifecycle, and Reporting & Publication of AI evaluations, designed to support consistent AI evaluation practice and consensus building.

Limitations A limitation of this review is the database search cut-off date of mid-2025. With the literature on AI evaluations increasing, relevant studies may have been published after the cut-off date, which we hoped to address by accepting expert suggested papers until the end of the year. As with any review, some relevant literature remains, and additional relevant work has been published since that time ([22, 26, 38]). Additionally, the emergent field of AI agent testing has only recently begun to develop evaluation strategies and best practices ([91]) and was not included in our review. We expect that most of our recommendations apply to AI agent evaluations as well (e.g. pre-registration of the protocol, context-validity, transparency, reporting, etc.), but as agent evaluations evolve over time, best practices may have to adapt and evolve with them. Additionally, the database searches were complemented by an Elicit search, expert suggestions and additional citations from included sources, which could introduce a bias towards the mainstream literature, favoring well-known or

highly cited work and potentially under-represent emerging or marginal perspectives. Further, much of the review process relied inherently on subjective judgment and could have introduced interpretive bias. We therefore solicited broad expert feedback on process and results, and included two reviewers at each step of the review to minimize this potential bias.

J.5 Conclusion

This systematic review is intended to function as a stand-alone summary of AI evaluation practices, as well as an initial step in a multipart process to identify areas of consensus and common ground within the community. The findings and consolidated framework presented in this systematic review are a snapshot in time capturing which evaluation practices are considered useful in this rapidly changing field. They are already being used to solicit expert feedback as part of an in-process Delphi elicitation about consensus evaluation standards.

This work therefore represents a novel organizational contribution towards meaningful improvements in evaluation practices and makes it clear that building better evaluations is possible.

J.6 Data Availability

Additional materials and data, such as data extracted from the included studies, data used for analyses, analytic code and any other materials used in the review are publicly available at **OSF link removed for anonymity**.

J.7 Systematic Review References

This section lists the 52 studies included in the systematic literature review.

#	Author(s)	Title	Year	Source
1	Akula & Garibay [3]	Audit and Assurance of AI Algorithms: A Framework to Ensure Ethical Algorithmic Practices in Artificial Intelligence	2021	arXiv
2	Rauh et al. [83]	Characteristics of Harmful Text: Towards Rigorous Benchmarking of Language Models	2022	arXiv
3	Liang et al. [62]	Holistic Evaluation of Language Models	2022	arXiv
4	Manheim [68]	Building Less-Flawed Metrics: Understanding and Creating Better Measurement and Incentive Systems	2023	<i>Patterns</i>
5	Hafner & Sun [48]	Empirical Privacy Evaluations of Generative and Predictive Machine Learning Models—A Review and Challenges for Practice	2024	arXiv
6	Shevlane et al. [92]	Model Evaluation for Extreme Risks	2023	arXiv
7	Gupta et al. [46]	A Conceptual Framework for Ethical Evaluation of Machine Learning Systems	2024	arXiv
8	Ding et al. [33]	Reconsideration on Evaluation of Machine Learning Models in Continuous Monitoring Using Wearables	2023	arXiv
9	Kolt et al. [58]	Responsible Reporting for Frontier AI Development	2024	AIES
10	Bommasani [19]	Evaluation for Change	2022	arXiv
11	Hutchinson et al. [53]	Evaluation Gaps in Machine Learning Practice	2022	arXiv
12	Javed et al. [54]	Rethinking Machine Learning Model Evaluation in Pathology	2022	arXiv
13	Collins et al. [30]	TRIPOD+AI Statement: Updated Guidance for Reporting Clinical Prediction Models That Use Regression or Machine Learning Methods	2024	<i>BMJ</i>
14	Chandrasekaran et al. [27]	Test & Evaluation Best Practices for Machine Learning-Enabled Systems	2023	arXiv
15	Leiter et al. [60]	Towards Explainable Evaluation Metrics for Machine Translation	2024	<i>JMLR</i>
16	Weidinger et al. [107]	Toward an Evaluation Science for Generative AI Systems	2025	arXiv
17	Costanza-Chock et al. [31]	Who Audits the Auditors? Recommendations from a Field Scan of the Algorithmic Auditing Ecosystem	2023	arXiv

(continued on next page)

(continued)

#	Author(s)	Title	Year	Source
18	Beddar-Wiesing et al. [13]	Absolute Evaluation Measures for Machine Learning: A Survey	2025	arXiv
19	European Commission [37]	The General-Purpose AI Code of Practice: Transparency Chapter	2025	Policy doc.
20	European Commission [36]	The General-Purpose AI Code of Practice: Safety & Security Chapter	2025	Policy doc.
21	Alizadeh et al. [5]	AllMetrics: A Unified Python Library for Standardized Metric Evaluation and Robust Data Validation in Machine Learning	2025	arXiv
22	Bilson et al. [16]	A Metrological Framework for Uncertainty Evaluation in Machine Learning Classification Models	2025	arXiv
23	Alampara et al. [4]	Lessons from the Trenches on Evaluating Machine-Learning Systems in Materials Science	2025	<i>Comp. Mat. Sci.</i>
24	Ullrich et al. [103]	Recommendations for Comprehensive and Independent Evaluation of Machine Learning-Based Earth System Models	2025	<i>JGR: ML&C</i>
25	South et al. [95]	Verifiable Evaluations of Machine Learning Models Using zkSNARKs	2024	arXiv
26	Zerva & Martins [109]	Conformalizing Machine Translation Evaluation	2024	<i>TACL</i>
27	Orzechowski & Moore [78]	Generative and Reproducible Benchmarks for Comprehensive Evaluation of Machine Learning Classifiers	2022	<i>Science Advances</i>
28	Tohka & van Gils [98]	Evaluation of Machine Learning Algorithms for Health and Wellness Applications: A Tutorial	2021	<i>Comput. Biol. Med.</i>
29	Ferrer et al. [39]	Good Practices for Evaluation of Machine Learning Systems	2024	arXiv
30	Whittlestone & Clark [108]	Why and How Governments Should Monitor AI Development	2021	arXiv
31	Wei et al. [106]	Recommendations and Reporting Checklist for Rigorous & Transparent Human Baselines in Model Evaluations	2025	arXiv
32	UK DSIT [101]	Emerging Processes for Frontier AI Safety	2023	Policy paper
33	Paskov et al. [80]	Toward Best Practices for AI Evaluation and Governance: A Proposal for a EU GPAI Model Evaluation Standards Task Force	2025	RAND
34	Eriksson et al. [35]	Can We Trust AI Benchmarks? An Interdisciplinary Review of Current Issues in AI Evaluation	2025	arXiv
35	Longpre et al. [65]	A Safe Harbor for AI Evaluation and Red Teaming	2024	arXiv
36	UK AISI [100]	A Structured Protocol for Elicitation Experiments: Calibrating AI Risk Assessment Through Rigorous Elicitation Practices	2025	AISI report
37	UK AISI [99]	Long-Form Tasks: A Methodology for Evaluating Advanced AI Systems	2024	AISI report
38	Miller [71]	Adding Error Bars to Evals: A Statistical Approach to Language Model Evaluations	2024	arXiv
39	Lukošiūtė & Swanda [66]	LLM Cyber Evaluations Don't Capture Real-World Risk	2025	arXiv
40	Paskov et al. [79]	Preliminary Suggestions for Rigorous GPAI Model Evaluations	2025	RAND
41	Staufer et al. [96]	Audit Cards: Contextualizing AI Evaluations	2025	arXiv
42	Liao et al. [64]	Are We Learning Yet? A Meta Review of Evaluation Failures Across Machine Learning	2021	NeurIPS
43	Gehrmann et al. [42]	Repairing the Cracked Foundation: A Survey of Obstacles in Evaluation Practices for Generated Text	2023	<i>JAIR</i>
44	Frontier Model Forum [40]	Frontier Capability Assessment	2025	FMF report
45	Reuel et al. [85]	BetterBench: Assessing AI Benchmarks, Uncovering Issues, and Establishing Best Practices	2024	arXiv
46	McCaslin et al. [70]	STREAM (ChemBio): A Standard for Transparently Reporting Evaluations in AI Model Reports	2025	arXiv
47	Rismani et al. [86]	Measuring What Matters: Connecting AI Ethics Evaluations to System Attributes, Hazards, and Harms	2025	arXiv

(continued on next page)

(continued)

#	Author(s)	Title	Year	Source	
48	Kapoor et al. [56]	REFORMS: Consensus-Based Recommendations for Machine-Learning-Based Science	2024	<i>Science Advances</i>	Ad-
49	Mizrahi et al. [73]	State of What Art? A Call for Multi-Prompt LLM Evaluation	2024	arXiv	
50	Casper et al. [24]	Black-Box Access Is Insufficient for Rigorous AI Audits	2024	arXiv	
51	Ren et al. [84]	SafetyWashing: Do AI Safety Benchmarks Actually Measure Safety Progress?	2024	arXiv	
52	Wallach et al. [104]	Evaluating Generative AI Systems Is a Social Science Measurement Challenge	2024	arXiv	

J.8 Codebook for the Classification, Grouping and Synthesis of Extracted Items

This codebook defines how extracted items from the systematic review are **classified, grouped, and synthesized**. It governs *categorization decisions*, not endorsement, correctness, or priority. The output of this process is an organized representation of proposed practices suitable for later expert elicitation via a Delphi process, not a finalized standard.

1.1 Scope An **extractable item** is any statement in a paper that recommends, cautions against, constrains, or conditions how AI evaluations, audits, or closely related governance processes are designed, executed, reported, or followed up. Items may be:

- Normative (“evaluations should...”, “it is important to...”),
- Explicit requirements (“report X”, “preregister Y”),
- Diagnostic or challenges (“a common failure mode is...”, “evaluations can be challenging due to...”),
- Conditional (“if used for deployment decisions, then...”).
- Categorization (“Three types of stakeholders involved are...”).

Excluded are:

- Non-recommendation discussion
- General explanation of known methods (eg. Top 1 vs. Top 5, how to calculate p-values or power calculations,)
- Narrow statements relevant to only a specific class of evaluation (“Medical evaluations require regulatory...”).
- Examples in the paper (“One evaluation which was...”).

1.2 Epistemic stance AI evaluation practices are **value-laden, context-dependent, and heterogeneous**. Categories in this codebook are heuristic and overlapping. Reviewers should prioritize **consistency and transparency** over precision - because ambiguity is expected. We need to avoid false clarity or forcing items into our preconceived assumptions, consistent with the review’s stated treatment of conflicting and overlapping recommendations.

Classification Dimensions

Each extracted item is coded along the following dimensions. For Item class and Extracted Item category, reviewers should assign *one primary value per dimension*, using judgment and the decision rules below. For other classifications, multiple items can be selected when relevant

2.1 Item Class Definition: The broad assessment context the item primarily addresses in the paper.

Value	Definition	Include When	Exclude / Notes
Evaluation	Practices for measuring model capabilities, behaviors, or performance	Focus is on tasks, metrics, validity, execution, or interpretation of results	Primary point of the claim in the paper, even if organizational context or other topic is mentioned
Audit	Practices for examining models or systems holistically, including process and compliance	Focus of the paper is explicitly audit, or text is about independence, access, procedures, or system-level examination	Primarily about the claimed context, not applicability of the item
Governance	Oversight, regulatory, or institutional processes shaping evaluations	Discussion of policy, regulatory use, and/or actors uninformed in evaluation to audit.	Often overlaps; code by primary intent
Other	Explicit claim or relevant recommendation, but either not clearly in scope, or related to something distinctly different	Rare; use sparingly	Unless obvious, justify in notes

Guiding rule: If an item plausibly fits Evaluation *or* Audit, default to **Evaluation** unless the recommendation clearly concerns organizational process rather than measurement itself.

2.2 Extracted Item Type Definition: What *kind* of contribution the item makes to evaluation practice.

Value	Definition	Example(s)
Category	Defines or distinguishes kinds of evaluations, audits, or constructs	It's difficult to know what an evaluation really tells us / Audits can sometime fail due to insufficient resources
Challenge	Identifies a pitfall, failure mode, or limitation	Multiple measures can complicate reporting / A sociotechnical lens is needed to ensure evaluations are relevant / Definitions of terms
Consideration	High-level concern or factor to keep in mind	Consider binary evaluation versus multiple choice / internal audit or third party / Evaluating Bias or Safety or Performance
Requirement	Explicitly stated requirement	You must define the metric for the evaluation / Evaluating model capabilities requires use of a model not trained for refusal.
Design	Guidance about planning or structuring an evaluation	The metrics should be specified before the tasks are designed / Preregistration of audit goals / Individual metrics should be combined to give an overall view of performance
Performance	Guidance about how to execute or run an evaluation	Different evaluations should be run on the same model versions / Auditors should have access to personnel to ask about training /
Reporting	Guidance about documentation, transparency, or publication	The model used should be clearly indicated / Both mean performance and standard deviation should be reported / Results should be public

Value	Definition	Example(s)
Follow-up	Guidance about actions after evaluation (maintenance, monitoring, use in decisions)	Obsolescence criteria should be specified in the evaluation / Resources for updating the evaluation and running it on future models should be set aside in advance

Guiding rule: Code by *what is stated in the paper*, not *what the substantive point being made is*.

2.3 Workflow Stage / Topic

Definition: The stage(s) of the evaluation workflow, or topical area (i.e. *where/when*), that the extracted item primarily concerns.

Unlike *Item Class* and *Extracted Item Category*, **multiple workflow stages may be selected** when an item clearly applies to more than one area. Reviewers should still identify a *primary* stage in notes when feasible.

Workflow Stages / Topics

Value	Definition	Include When	Notes / Boundary Cases
Scoping & Objectives	Defining the purpose, use case, decision context, and stakeholders for the evaluation	The item concerns goals, intended use, decision thresholds, audience, or downstream decisions	Includes stakeholder identification and normative framing of purpose
Test Design	Overall structure of the evaluation and experimental setup	The item concerns task structure, baselines, comparisons, preregistration, or evaluation planning	If it specifies how to run steps, also tag Procedure
Data & Scenarios	Selection, construction, sourcing, or coverage of evaluation inputs	The item concerns datasets, prompts, scenarios, item generation, or representativeness	Includes contamination risks related to data
Instrumentation	Tools, systems, and technical setup used to run the evaluation	The item concerns tooling, logging, infrastructure, APIs, or execution setup	Distinct from metrics and rubrics
Metrics & Rubrics	Definition and interpretation of scores and judgments	The item concerns metrics, scoring rules, aggregation, thresholds, or interpretation of outputs	Tag Reliability & Validity as well if uncertainty or bias is discussed
Human Evaluation	Use of humans in scoring, labeling, or baselines	The item concerns annotators, expert judgment, recruitment, incentives, or inter-rater processes	Includes human baselines
Reliability & Validity	Statistical soundness and meaningfulness of results	The item concerns uncertainty, power, bias, construct validity, internal/external validity	Often cross-cuts other stages; multi-tagging expected
Robustness & Stress	Sensitivity, adversarial testing, and failure probing	The item concerns stress tests, distribution shift, adversarial behavior, saturation, or gaming	Includes robustness to prompting or stochasticity
Safety & Responsible Use	Harm prevention and responsible application	The item concerns misuse, deployment risk, safety constraints, or ethical safeguards	Overlaps with Governance; code by focus of claim

Value	Definition	Include When	Notes / Boundary Cases
Reproducibility & Ops	Ability to reproduce, rerun, or operationalize evaluations	The item concerns code availability, logging, versioning, costs, or operational constraints	Includes compute and resource reporting
Reporting & Transparency	Communication and disclosure of methods and results	The item concerns documentation, publication, access, or transparency obligations	Distinct from interpretation of metrics
Post-Deployment Monitoring	Use of evaluations after deployment	The item concerns ongoing testing, drift detection, updating, or retirement	Includes triggers for re-evaluation

Coding Guidance:

- **Multiple selection is allowed and expected** when an item genuinely spans stages in how it is described in the text or where it clearly applies (e.g., robustness methods that affect both Test Design and Execution).
- When in doubt, select the stage where the **main design decision or obligation arises**, and add secondary tags as needed.
- Do **not** force exclusivity: overlap reflects real evaluation practice and is informative for later synthesis.

Guiding rule: Code for where the recommendation is used in or directly informs the workflow, not where it is vaguely relevant.

2.4 Artifact Discussed Definition: The primary artifact(s) that the extracted item is about (i.e. *what*).

Multiple values may be selected when an item clearly concerns more than one artifact.

Value	Definition	Include When	Notes / Boundary Cases
Data / Prompts	Inputs used in the evaluation	The item concerns datasets, prompts, scenarios, item construction, sourcing, or contamination	Includes synthetic and generated data
Model	The model being evaluated	The item concerns model versions, weights, training status, fine-tuning, or access	Use even if model is part of a larger system
System	A deployed or integrated system using a model	The item concerns tooling, pipelines, agents, or system-level behavior	Distinct from Model when behavior depends on integration
Outputs	Outputs or responses produced by the model/system	The item concerns output formats, distributions, failure modes, or interpretation of outputs	Includes refusals, errors, malformed outputs
Process	The evaluation or audit process itself	The item concerns evaluation procedures, governance of the eval, or methodological steps	Often co-occurs with other artifacts
Environment	External context in which evaluation occurs	The item concerns deployment context, users, incentives, threat models, or institutional setting	Includes regulatory or organizational context

Coding guidance:

- Prefer **Process** when the recommendation is about *how* evaluation is conducted, even if it indirectly affects other artifacts.
- Use **Environment** when context is not merely background but materially affects interpretation or validity.
- Multi-select is common (e.g., Data + Process for contamination checks).

2.5 Objective

Definition: The primary goal(s) the extracted item is intended to advance (i.e. *why*).

Multiple objectives should be selected when applicable.

Value	Definition	Include When	Notes / Boundary Cases
Performance Fit-for-Purpose	Assessing whether the model/system performs its intended task adequately	The item concerns accuracy, usefulness, task success, or goal alignment	Default objective if none is explicit
Safety & Abuse Resistance	Preventing harmful, malicious, or unsafe behavior	The item concerns misuse, red teaming, refusal behavior, or safety constraints	Overlaps with Security; code by intent
Fairness & Non-discrimination	Avoiding unjust bias or disparate impact	The item concerns demographic performance differences or equity considerations	Includes representativeness concerns
Privacy & Data Governance	Protecting personal or sensitive data	The item concerns data handling, consent, leakage, or retention	Often overlaps with Compliance
Security & Model Integrity	Protecting against compromise or manipulation	The item concerns adversarial attacks, gaming, model theft, or tampering	Includes eval gaming and sandbagging
Transparency & Accountability	Enabling understanding and scrutiny	The item concerns documentation, explainability, auditability, or public reporting	Distinct from Compliance
Sustainability & Efficiency	Managing cost, compute, and environmental impact	The item concerns efficiency, resource use, or environmental costs	Often underrepresented but important
Compliance	Meeting legal, regulatory, or formal standards	The item explicitly references laws, regulations, or formal requirements	Use only when compliance is explicit, not implied

Coding guidance:

- Code **what the paper says the objective is**, not what the reviewer thinks it *should* be.
- If multiple objectives are plausible but unstated, select the most direct or explicitly referenced one and note ambiguity.
- **Compliance** should be used sparingly and only when a formal obligation is named or clearly implied.

2.6 Supercategory (Synthesis Theme)

Definition: A high-level thematic classification used to group extracted items for synthesis and comparison with the v1 framework. Supercategories are **broader than workflow stages**, and are intended to support sense-making rather than fine-grained analysis.

One supercategory was selected per item.

This dimension is primarily used for:

- High-level synthesis and reporting,
- Identifying thematic clusters that cut across workflow stages or objectives.

Supercategory Values

Value	Definition	Use When:	Notes
Goals & Scope Setting	Defining what the evaluation is for and what it covers	The item concerns aims, scope, stakeholders, or decision relevance	Aligned w/ Scoping & Objectives
Purposes and Placement	How evaluations are used within broader processes	The item concerns where evals sit in training, deployment, governance, or oversight	Distinct from goals; about use
Test Design & Task Construction	Structuring the evaluation itself	The item concerns tasks, baselines, splits, or eval structure	Often paired with Data & Scenarios
Data & Scenario Curation	Selection and construction of evaluation inputs	The item concerns datasets, prompts, scenarios, or coverage	Includes contamination concerns
Human Evaluation / Baseline	Use of humans in evaluation	The item concerns annotators, experts, or human benchmarks	Includes recruitment and incentives
Prompting & Elicitation Strategy	How model responses are elicited	The item concerns prompting, hints, formats, or interaction protocols	Cross-cuts multiple workflow stages
Metrics & Rubrics, Statistical Validity & Uncertainty	Measurement and statistical soundness	The item concerns metrics, scoring, uncertainty, power, or validity	Intentionally broad synthesis bucket
Process Concerns	Meta-level issues about eval processes	The item concerns coordination, incentives, governance of evals	Do not use for routine procedures
Robustness & Stress Testing	Performance under variation or attack	The item concerns stress tests, adversarial behavior, or saturation	
Fairness, Harm & Socio-Technical Context	Social and ethical implications	The item concerns bias, harm, stakeholders, or social context	Normative, cross-cutting
External Validity & Ecological Fit	Generalization beyond the eval	The item concerns real-world relevance or deployment mismatch	
Reproducibility, Portability & Environment	Ability to rerun or reuse evals	The item concerns code, access, compute, or portability	
Reporting & Transparency of Methods	Disclosure of methods	The item concerns documenting how evals were done	
Result Presentation & Interpretation	Communication of findings	The item concerns interpreting or framing results	Distinct from methods reporting

Value	Definition	Use When:	Notes
Benchmarking & Comparisons	Comparing models or systems	The item concerns baselines, SoTA claims, or comparisons	
Tooling & Instrumentation for Evals	Technical infrastructure	The item concerns tools, platforms, or instrumentation	
Usability, Cost & Operationalization of Evals	Practical feasibility	The item concerns cost, effort, efficiency, or maintenance	
Other – Eval-Relevant	Relevant but uncaptured theme	The item is clearly eval-relevant but does not fit above	Justify in notes
Not Eval-Relevant	Out of scope	The item does not substantively concern evaluation	Used for cleanup

Coding Guidance

- Supercategories are **descriptive, not prescriptive**.
- Use them to reflect *what the paper emphasizes*, not what the reviewer finds most interesting.
- Overlap is expected; sparsity is not required.
- If many items land in **Process Concerns** or **Other**, revisit earlier dimensions for misclassification.

3. Decision Rules and Precedence

- **Stated intent in the paper beats surface wording.** A reporting requirement motivated by validity concerns is still Reporting.
- **Normative disagreement is not an error.** Items likely to provoke value disagreement should still be coded normally, not excluded.

4. Worked Examples

This section provides concrete examples of how extracted items are coded across dimensions. Examples are drawn directly from items in the current dataset and v2 Delphi list, and are intended to illustrate typical—not idealized—classification decisions.

Example 1: Preregistration of Evaluations **Extracted item (verbatim / near-verbatim):**

“Did the developer publish a verifiable preregistration for the evaluation?”

Classification:

- **Item Class:** Evaluation
- **Extracted Item Category:** Requirement **Workflow Stage / Topic:**
 - Scoping & Objectives
 - Test Design
- **Artifact Discussed:**
 - Process
- **Objective:**
 - Transparency & Accountability
 - Performance Fit-for-Purpose
- **Supercategory:**
 - Goals & Scope Setting

Rationale: The item is explicitly framed as a requirement and concerns a concrete commitment made prior to execution. Although preregistration affects reporting and interpretation downstream, the binding decision occurs during scoping and test design. The primary artifact is the evaluation process itself, and the stated motivation in the literature is improved transparency and interpretability rather than governance compliance per se.

Example 2: Data Contamination Checks **Extracted item (verbatim / near-verbatim):** “Describe any steps taken to assess and/or prevent data contamination. Was any source material in training data? How was this checked, and will the checks retain validity for future models?”

Classification:

- **Item Class:** Evaluation
- **Extracted Item Category:** Procedure
- **Workflow Stage / Topic:**
 - Data & Scenarios
 - Reliability & Validity
 - Robustness & Stress
- **Artifact Discussed:**
 - Data / Prompts
 - Process
- **Objective:**
 - Performance Fit-for-Purpose
 - Safety & Abuse Resistance
 - Security & Model Integrity
- **Supercategory:**
 - Data & Scenario Curation

Rationale: This item specifies an action to be taken, not merely a consideration, and is therefore coded as a Procedure. While contamination checks are often discussed in terms of robustness or security, the primary failure mode addressed is loss of validity in reported performance. Multiple workflow stages are relevant because contamination both undermines data integrity and affects the reliability of conclusions across future model versions.

5. Reviewer Workflow and Disagreement Handling

- Reviewers should flag items when the current codings seem incorrect or should be changed, or if a multi-select item should be added, not if more than one possible coding seems reasonable.
- Disputes are resolved by lead reviewer judgment, as logged in notes.
- Reference to this codebook,
- Comparison with similar prior items,
- Disagreements are logged, and noted, then resolved but not erased.

6. Versioning and Change Log

Version	Date	Change	Rationale
0.1	Dec 12	Initial draft	GPT 5.2 draft, per other documentation and dataset.

Version	Date	Change	Rationale
1.0	Dec 22	Initial version for use	David reviewed and corrected, regenerated some sections, and made substantial edits.

J.9 Delphi Items

Evaluation Reporting Checklist
<p>Items listed below are individual items. Following this, there is a detailed version of the list with sub-items and explanations.</p> <p>Design</p> <p>Goals & Context</p> <ul style="list-style-type: none"> Stakeholders and roles are explained clearly The report (or preregistration) explains purpose, use context, decision linkage, audience, and relation to existing evaluations <p>Development and Design Preregistration</p> <ul style="list-style-type: none"> The evaluation developers preregistered the development and prospective design plans before building the evaluation <p>Construct & Validity</p> <ul style="list-style-type: none"> The report provides a construct definition and scope Explain the problem framing, threat, and/or consequence model Note any limits to validity and design trade-offs Specify and explain metrics, aggregation, and interpretation Quantify uncertainty, robustness, and interpretive limits Perform and report statistical analyses <p>Task Types & Item Development</p> <ul style="list-style-type: none"> Explain task and item construction, and perform design validation and report Note item sourcing, provenance, representativeness, and modality assumptions <p>Human Subjects / Ethics</p> <ul style="list-style-type: none"> Report human-subjects ethics, oversight, and safeguards where relevant <p>Before Execution</p> <p>Protocol & Pre-run</p> <ul style="list-style-type: none"> Perform prospective analysis and report plan and externally verifiable pre-run readiness checks after evaluation development, before usage <p>Scoring & Validation</p> <ul style="list-style-type: none"> Provide a correctness definition and explain ground-truth validity Create and provide rubrics and judge-system specification The evaluation performs and explains judge training and quality control processes, then reports them <p>Splits & Holdouts</p> <ul style="list-style-type: none"> Explain data partitioning, holdouts, and revision controls <p>Pilot & Baselines</p> <ul style="list-style-type: none"> Pilot the evaluation and calibrate baselines <p>Contamination / Gaming / Awareness</p> <ul style="list-style-type: none"> Perform contamination, gameability, and evaluation-awareness controls <p>Pre-reporting</p> <ul style="list-style-type: none"> Provide a task summary and reporting commitments before evaluation usage <p>Execution</p> <p>Run Logging & Repro Capture</p> <ul style="list-style-type: none"> As-run logging and reproducibility provenance

Mitigations / Adaptations

- Document and report execution-time adaptation of the evaluation and elicitation controls

Analysis & Run Differences

- Document failure patterns, run differences, and execution constraints

Lifecycle

Data Availability & Access

- Provide evaluation outputs or document artifact availability and access pathways

Later Use & Maintenance

- Document governance, versioning, and re-evaluation criteria (if any exist) for future use
- Provide operational documentation, portability, and maintenance support

Reporting & Publication

Reporting & Publication

- Provide results interpretation and evidence for claims
- Report multi-model comparison standards and trend claims, if relevant
- Explain publication status and reporting artifacts

Process Reporting

- Include resource accounting and operational trade-offs

Transparency

- Mention evaluation usage rules or conditions, release context, and access constraints

Replication / Reproducibility

- Provide a replication package and reproducibility guide, or explain reproducibility constraints

Items, sub-items, and details

Design

Goals & Context

- **Stakeholders and roles are explained clearly**
 - *State who built and who ran the evaluation* Was the evaluation built by a company deploying a model, a group using the model, an auditor, or a research group focused on some aspect of the model design or outcomes?
 - *State any other identified affected stakeholders for the outputs* Who is directly or indirectly impacted by this evaluation?
 - *Explain stakeholder/expert consultation that informed design, if any* Who was consulted and/or what expertise informed the choices in the evaluation?
 - *Explain any normative assumptions about how/why the eval is used* Are there any ethical or safety assumptions which inform the choice of items, metrics, or decision rules? Are they made clear?
 - *Include a positionality statement for designers/users* What social and cultural environment could have affected the choices made? What political or ideological commitments exist which others may find important to understand the choices made?
- **The report (or preregistration) explains purpose, use context, decision linkage, audience, and relation to existing evaluations**
 - *Explain the purpose and, if relevant, success objective of the evaluation* What core objective does this evaluation serve (e.g., capability assessment, safety assurance, oversight, deployment readiness), and what would count as success for that objective?
 - *Explain intended use context and lifecycle placement* Where and when will this evaluation be used (e.g., pre-deployment, post-deployment, internal gating, external reporting), and in what operational context?

- *Explicitly mention any decision linkage and actions planned* Which concrete decisions are informed by results, and what outcomes would trigger specific actions (e.g., ship/no-ship, mitigation, redesign, monitoring escalation)?
- *Explain audience and interpretive boundaries* Who is the intended audience (developers, auditors, regulators, users, public), what decisions should they use results for, and what uses should be avoided?
- *Report the relationship to existing evaluations and benchmark choice rationale* How does this evaluation relate to prior benchmarks/literature, why is this approach preferred here, and what known limitations or path-dependence risks should be recognized?

Development and Design Preregistration

- **The evaluation developers preregistered the development and prospective design plans before building the evaluation**
 - *The evaluation includes a public/verifiable design preregistration preceding the evaluation development* Was there a publicly verifiable design preregistration (or timestamped equivalent) made before the evaluation was constructed or before development was complete?
 - *Provide a prospective plan for what the evaluation will measure, the task types and methods, the access level (black-box, weight access, or internal activations) and the evaluation creation or selection process* Does the preregistered plan state scope, intended claims, and key methodological commitments including task types/methods and criteria for selecting or excluding tasks in advance, rather than retrofitting explanations after results?

Construct & Validity

- **The report provides a construct definition and scope**
 - *Explain measurement of the construct/capability and the target claim* What exactly is being measured by the evaluation, and what claim about model/system behavior or impacts is this intended to support?
 - *Explain sub-areas/aspects of the construct, and accompanying reporting plan* How were sub-components identified, and how will reporting disaggregate different sub-components or capabilities, where relevant?
 - *Provide an explanation or map from construct to real-world use/applications* What validity claims connect construct performance to real-world use (for example external/ecological validity, transportability across contexts, and consequential validity), and what boundaries or uncertainties are noted?
- **Explain the problem framing, threat, and/or consequence model**
 - *Specify capabilities, failure modes, or threat model* Which failure modes or threat scenarios are in scope, for which use cases, actors, or contexts, and with what assumptions about system boundaries and use conditions?
 - *Discuss different performance levels and outcomes* How is the measured performance linked to the real-world performance and consequences (including severity, affected groups, and decision relevance), and where are those links uncertain?
- **Note any limits to validity and design trade-offs**
 - *Explain external validity gaps and expected limits* What use contexts, populations, or deployment settings are not well represented, and what limits does that create for generalizing results?
 - *Explain representativeness and coverage, construct contamination, and item-format impacts* How representative is the item set of the intended task space, and to what extent might non-target factors (format effects, shortcuts, confounders) influence scores?

- *Note any internal/external validity trade-offs* What trade-offs were made across internal, external, and construct validity (including feasibility/cost constraints), and how might those choices affect interpretation?
- **Specify and explain metrics, aggregation, and interpretation**
 - *Explain the metric(s) used by the evaluation* What metric(s) are used, why they are appropriate for the construct and decision context, and what alternatives were considered?
 - *Explain the score meaning, and the range, including floors or ceilings, and explain any baseline(s) or natural comparison* How should scores be interpreted (range, floor/ceiling, reference baselines, practical significance), and what interpretive limits are acknowledged?
 - *Explain aggregate and subgroup metrics, and asymmetry handling if relevant* How are aggregate and disaggregated results related? Include treatment of subgroup heterogeneity, error asymmetries, and any weighting choices, or lack of weighting.
- **Quantify uncertainty, robustness, and interpretive limits**
 - *Explain any sources of uncertainty/variation and trade-offs* Which uncertainty sources are considered (sampling, measurement, elicitation, grader/model variability), which are excluded, and what trade-offs motivated those choices?
 - *Perform and report input variation and robustness (prompting/stochasticity)* How sensitive are outcomes to prompting/scaffolding choices, stochasticity, language(s) used for questions, and implementation differences, how were these tests performed, and how is the robustness or uncertainty characterized?
 - *Design to allow uncertainty quantification* Which uncertainty estimators are used (e.g., confidence intervals/standard errors, paired comparisons, clustered or repeated-run summaries), and what assumptions do they rely on?
 - *Explain saturation, ceiling effects, and interpretability of above-human performance* Specify the point at which the measure should be considered saturated, and if scores approach ceilings or exceed human reference levels, explain how comparisons and practical conclusions should be interpreted.
- **Perform and report statistical analyses**
 - *Perform power analysis or other sample size justification, and report detectable effect sizes or equivalent* How were sample size, number of runs, and minimum detectable effects determined for the intended analyses and decisions? Was the alpha used justified?
 - *Address multiplicity control, preregistration, and researcher degrees of freedom* How are multiple comparisons, optional stopping, and flexible analytic choices handled, and which hypotheses/analysis plans were prespecified? How will this affect interpretation?
 - *Explain distributional assumptions, dependence structure, and model misspecification risks* What assumptions underlie inference from evaluation results (e.g., independence, clustering, distributional form, and assumptions needed for causal rather than conflated attribution of effects), how were these checked, and how would violations change interpretation?

Task Types & Item Development

- **Explain task and item construction, and perform design validation and report**
 - *Explain the task/item development workflow, and the selection logic* How were tasks/items generated or selected, what inclusion/exclusion rules were applied, and how does this workflow align with the evaluation objective?
 - *Explain any relationship to prior evaluations/literature, and provide a rationale for any adaptation* How does this task/item design compare with prior benchmarks or methods, and what rationale supports adopting, adapting, or departing from prior work?

- *Perform validation of task/item criteria, and mention any domain-expert consultation* Which domain experts informed task or rubric design, how was their input or other validation approaches incorporated, and what checks were used to validate topicality, difficulty, and criteria appropriateness?
- **Note item sourcing, provenance, representativeness, and modality assumptions**
 - *Explain legal and ethical sourcing and permissions* What legal rights, licenses, and ethical permissions apply to source materials and represented people/groups, and how were these verified?
 - *Explain item provenance, representativeness, and coverage of items* What are the sources and provenance of items, how representative is coverage of the intended task space, and what known coverage gaps or trade-offs remain?
 - *Explain formats, languages, and modalities (including multimodality) and validity and robustness implications* How do item format choices, chosen language(s), and modality (single- vs multi-modal) affect what capability is measured, and how results should be interpreted?

Human Subjects / Ethics

- **Report human-subjects ethics, oversight, and safeguards where relevant**
 - *Report any ethics/IRB approvals and oversight for human-involved components* Where people are involved in development, scoring, or baselines, what ethics approvals or equivalent oversight were obtained, if any, and what scope/limitations do they cover?
 - *Report participant safeguards and protocol transparency (when humans are involved)* What participant protections (e.g., consent, privacy, risk mitigation, compensation expectations) were documented, and which protocol details are documented and provided to participants?

Before Execution

Protocol & Pre-run

- **Perform prospective analysis and report plan and externally verifiable pre-run readiness checks after evaluation development, before usage**
 - *Before running the evaluation, but after development, publicly register or commit a protocol with hypotheses, methods, and decision criteria, and the relationship to any design preregistration which occurred* What analysis plans, hypotheses, thresholds, and decision rules were specified in advance, and what deviations are allowed or documented?
 - *Perform pre-run verification of items, code, and metrics* Before running the evaluation, what checks confirmed that items, scoring code, and metrics are ready and aligned with the stated plan?
 - *Register and report expected performance vs. baseline (pre-run)* Were prior expectations documented (including baseline/reference expectations), and how are these expectations intended to constrain interpretation after results are observed?

Scoring & Validation

- **Provide a correctness definition and explain ground-truth validity**
 - *Provide correctness definition and ground-truth specification* How is correctness defined for the task, how is this checked, and how does it relate to any ground truth which exists?
 - *Report validation approach and treatment of malformed/refusal outputs* How was ground truth validated (including ambiguity, label quality, and inter-rater agreement where applicable) and how are refusals, malformed outputs, partial answers, or parser failures classified?

- *Check and report human reference performance, and explain comparability (if relevant)* If human performance is used as a reference, which humans, under which conditions, and how was comparability ensured between human and model conditions, and what limitations remain?
- **Create and provide rubrics and judge-system specification**
 - *Create and provide rubric/scoring system, including construction and validation details* How was the rubric/scoring schema constructed, what evidence supports validity, and how were edge cases or multiple acceptable solutions handled?
 - *Report LLM judge(s) model/prompt details and validation* If LLM judges are used, what model/prompt/configuration is specified, and how was judge reliability or bias tested against independent checks?
 - *Report human judge(s) recruitment/demographics/compensation/consent details* If human judges are used, how were they recruited and characterized, what compensation/consent protocols applied, how was judge reliability and inter-rater reliability assessed, and how were representativeness limits documented?
- **The evaluation performs and explains judge training and quality control processes, then reports them**
 - *Explain judge training and quality-assurance procedures* What training/calibration processes were used for judges or graders, and what ongoing QA checks were planned to maintain scoring consistency?
 - *Perform and explain consistency checks and effort/method-effect controls* How were method effects (instructions, interface, prompt format, effort/time differences) identified or controlled to support fair comparisons?
 - *Explain blinding and independence safeguards (if applicable)* What blinding or independence safeguards were used (e.g., graders blinded to condition or identity), and how was blinding quality assessed?

Splits & Holdouts

- **Explain data partitioning, holdouts, and revision controls**
 - *Detail pilot/tuning/evaluation/holdout separation and rationale* How were dataset partitions defined (including disjointness and intended role of each split), and why is this partitioning appropriate for the evaluation objective?
 - *Explain any splits and construction across relevant dimensions and/or different sub-constructs for reporting* How were splits constructed across key dimensions (e.g., task type, difficulty, domain, source) to manage uneven partitioning and/or to avoid distorted conclusions?
 - *Revision policy after split creation and pilot feedback (if relevant)* What rules govern post-split revisions to items/scoring, and how are leakage or overfitting risks managed when revisions based on pilot or tuning items occurs?
 - *Explain holdout governance for later and ongoing use* How are holdout items protected, refreshed, and accessed over time to preserve future validity?

Pilot & Baselines

- **Pilot the evaluation and calibrate baselines**
 - *Pilot runs on pre-selected systems/configurations* Which systems/configurations were piloted, and what pilot goals were defined (feasibility, failure discovery, instrumentation/scoring checks)?
 - *Explain human/random/prior-model baselines for comparability* What baseline choices were made, and how was comparability ensured between baseline and target conditions?
 - *Pilot diagnostics for failure modes and scorer reliability* What pilot diagnostics were used to identify systematic failure modes, scoring artifacts, or grader reliability issues before main execution? How are these diagnostics or checks implemented for later use?

- *Pilot saturation/ceiling checks* Were any near-ceiling performance patterns identified during pilot, how will they be assessed in the evaluation, and how did this inform whether the evaluation outcomes are meaningful?

Contamination / Gaming / Awareness

- **Perform contamination, gameability, and evaluation-awareness controls**
 - *Perform data contamination checks and exposure assessment* What checks estimate pre-exposure to benchmark content (or close variants), and how is contamination risk incorporated into interpretation?
 - *Gameability/sandbagging prevention and detection mechanisms* What mechanisms are used to detect or deter strategic behavior (including sandbagging or exploiting scoring shortcuts), and how robust are these mechanisms?
 - *Perform evaluation-awareness checks (if relevant)* How is model awareness of being evaluated assessed (if relevant), and how are awareness effects separated from underlying capability?
 - *Report access/secrecy controls for sensitive evaluation components* What access controls or secrecy measures apply to sensitive prompts/items/scorers, and what trade-offs exist between contamination resistance and reproducibility?

Pre-reporting

- **Provide a task summary and reporting commitments before evaluation usage**
 - *Provide a summary of task inputs/types/features* What pre-run summary was provided for task inputs/types/features so downstream audiences can understand the defined scope as understood before outcomes were produced?
 - *Create and preregister a reporting plan and comparison schema* Which outputs, subgroup slices, baseline comparisons, and decision-relevant summaries are committed in advance for reporting?
 - *Explain uncertainty and disaggregation disclosure plans in the advance reporting* Which uncertainty and disaggregation outputs will be disclosed? (This is a reporting commitment, possibly distinct from how they are statistically estimated in earlier sections.)

Execution

Run Logging & Repro Capture

- **As-run logging and reproducibility provenance**
 - *Capture as-run parameters/variables and configuration state* What parameter-/configuration values were actually used at runtime (including seeds, decoding/scaffolding settings, tool configurations), and how were they recorded?
 - *Preserve full run logs, model/tool versions, and execution trace* Were complete run logs preserved (including model/version identifiers, tool use, failures/retries, and run-level metadata) in a form sufficient for third-party reconstruction?
 - *Record protocol deviations from pre-run plans* Which deviations from pre-registered or pre-run plans occurred during execution, and how were they timestamped and justified as part of run provenance?

Mitigations / Adaptations

- **Document and report execution-time adaptation of the evaluation and elicitation controls**
 - *Document any execution-time changes to the evaluation and timing relative to planned protocol (if relevant)* What model or system mitigations/changes were applied during execution, if any, when were they introduced, and how might they affect comparability to planned conditions?
 - *Document the elicitation strategy actually used (e.g. hints, few-shot, multi-turn, scaffolding)* What prompting/elicitation strategy was actually used in runs, and how does this differ from planned settings (if at all)?

- *Provide adaptation rationale and reproducibility implications (if relevant)* For execution-time adaptations, what rationale was documented, and what implications do these changes have for reproducibility and interpretation?

Analysis & Run Differences

- **Document failure patterns, run differences, and execution constraints**
 - *Perform failure-pattern analysis (biases/confounders/scoring artifacts)* What post-run analyses examined common failures, confounders, and scoring artifacts, and how are these distinguished from prior design assumptions?
 - *Explain observed differences across runs/analyses and any impacts* What differences were observed across runs, environments, or analysis pipelines, and how materially might these differences affect conclusions?
 - *Explain how execution constraints (budget/data/time/access) may affect results and interpretation* Which constraints were actually encountered during execution, and how should they change interpretation relative to planned conditions?
 - *Note evaluated-model vs deployed-system differences* What differences exist between the evaluated setup and real deployed system, and how do these differences limit the conclusions or change how they should be interpreted?

Lifecycle

Data Availability & Access

- **Provide evaluation outputs or document artifact availability and access pathways**
 - *Licensing terms, open/modifiable availability, and model access requirements (black-box, weight access, or internal activations)* What licensing or access terms apply to datasets, prompts, code, and evaluation artifacts, and to what extent are these artifacts open/modifiable?
 - *Provide results and replication data publicly, or explain any access alternatives if non-public* Where possible, provide result files. If full public release is not possible, what access alternatives are provided (e.g., local/offline execution, representative samples, controlled access) and what limits remain?
 - *Provide reusable code or access conditions for third-party evaluations and future reuse* If code is available, what conditions govern third-party or future access? (This may include governance, approvals, and security/privacy constraints) If not, what are the access conditions for reuse or for replication and verification?

Later Use & Maintenance

- **Document governance, versioning, and re-evaluation criteria (if any exist) for future use**
 - *Provide plans for updates, deprecation, and retirement, if relevant* What lifecycle plan exists for updating, deprecating, or retiring the evaluation as models, risks, and contexts change?
 - *Provide version/build status and change-tracking policy* How are versions/releases tracked, and what change-log policy supports comparability across versions?
 - *Explain any criteria for valid future use on new models/systems* What criteria determine whether reuse on new models/systems remains valid versus requiring redesign or recalibration?
 - *Monitoring triggers and re-evaluation protocol* What predefined triggers (performance shifts, saturation, contamination, model/system changes) require reconsideration of the evaluation? For auditors and developers, what process exists for when triggers are met?
- **Provide operational documentation, portability, and maintenance support**

- *Include operational documents/APIs/requirements along with publication, and document any portability support* What implementation documentation (requirements, API/specs, setup/run guidance) supports reproducible use across environments and organizations?
- *Provide guidelines for reuse, adaptation, and safe integration* What guidance is provided for reusing/adapting the evaluation (including acceptable and non-acceptable modifications) without undermining validity?
- *The evaluation identifies maintenance ownership and feedback/contact channels, if any exist* Who owns ongoing maintenance, how can users report issues or request clarifications, and what service/update expectations are documented?

Reporting & Publication

Reporting & Publication

- **Provide results interpretation and evidence for claims**

- *Note any baselines and provide guidance for interpretation of results* How are results contextualized against relevant baselines, and what explicit guidance is given on valid and invalid interpretations?
- *Perform and report sensitivity analyses, note differences vs prior reports, if any* What sensitivity analyses are reported, and if they exist, how are differences from prior reports explained?
- *The report ties conclusions to results, relates them to decision criteria, and notes any limitations for comparisons* How are conclusions tied to reported evidence and pre-specified decision criteria, and what limitations or non-comparable conditions are disclosed for cross-model or cross-report comparisons?
- *Note any disagreements or disputes over interpretation* Are notable disagreements about interpretation documented (including unresolved disputes), and what evidence is cited for competing views?

- **Report multi-model comparison standards and trend claims, if relevant**

- *The report standardizes comparisons across reports, models/versions, and different sources of variation or uncertainty* What standardization choices (datasets, prompts, scoring, temperature, access conditions) support fair comparisons, and how is uncertainty incorporated in comparative claims?
- *Include trend analysis and future-performance projections, if possible* If trends or forecasts are reported or hypothesized, what are the relevant assumptions, uncertainty bounds, or falsification conditions?
- *Note model selection and setup uncertainty in comparative conclusions* How could uncertainty in model choice, elicitation setup, or evaluation scope affect scores, rankings, or comparative conclusions?

- **Explain publication status and reporting artifacts**

- *The report notes submission/publication status* What is the publication/dissemination status of the evaluation report, and where can the (current) authoritative version be found? If not available, when and where will it be published?
- *Complete an evaluation card/checklist and machine-readable and human-readable reporting template* Which structured reporting artifacts (eval card/checklist/template) are provided? Are all reporting fields populated, or if not, explained?
- *Include content warnings and communication safeguards (if relevant)* What content warnings or communication safeguards are provided for potentially harmful or sensitive evaluation content?
- *Provide a post-publication correction/update pathway* Is there a mechanism for errata, updates, or clarifications if issues are identified after release?

Process Reporting

- **Include resource accounting and operational trade-offs**

- *Report compute/sample/resource requirements for running the evaluation* What resource envelope is required to run the evaluation (compute, sample counts, access needs, tooling assumptions), and how is this specified for prospective users?
- *Include cost accounting methodology and reported cost metrics (tokens, dollars, time)* How are costs measured and reported (including what is included/excluded), and what comparability caveats apply across runs or organizations?
- *The report describes operational trade-offs across run modes and deployment contexts* How do different operational modes (e.g., stronger elicitation, more repeats, safety constraints, limited access) trade off cost, speed, and evidentiary strength?
- *Explain any difference between planned resource profile and realized execution or constraints encountered* How is the reported planned resource profile distinguished from the actual execution or constraints actually encountered (which are tracked elsewhere), and how are discrepancies explained?

Transparency

- **Mention evaluation usage rules or conditions, release context, and access constraints**

- *Report any evaluation of Pre-release, pre-deployment, or checkpoint model versions and impacts on reporting validity* Was the evaluation run on any previous model versions and not reported? Were reported results generated on model versions different from the released model? What caveats are provided for using these results in external claims (e.g., model cards)?
- *Provide a timeline of runs/results release and recipient audiences* Explain the timeline from execution to release, which audiences received results at each stage, and mention any implications this sequencing has for interpretation or governance.
- *Access/publication restrictions and 'file-drawer' risks, where evaluations are not reported* What legal/procedural or strategic constraints limited publication/access, and how are risks of selective reporting or unreported evaluations addressed?
- *The report notes any GUID/canary usage, or other verifiable cryptographic commitment mechanisms (e.g. hashes of non-public preregistration)* What mechanisms (e.g., canaries, cryptographic commitments, controlled disclosure proofs) support transparency, either to allow reuse, or to ensure validity when full artifact release is constrained?
- *Include a disclosure policy or explanation for sensitive information hazards* How are transparency obligations balanced with security, privacy, and misuse risks when deciding what evaluation details to disclose?

Replication / Reproducibility

- **Provide a replication package and reproducibility guide, or explain reproducibility constraints**

- *Make replication code and execution package available, or otherwise explain how reproducibility can be achieved* What executable artifacts are available (code, environment specs, scripts, seeds, dependencies), and under what access conditions?
- *Ensure users can reproduce reported outputs or understand and audit irreproducible components* To what extent can published outputs be reproduced end-to-end, and if full reproduction is not possible, what auditable records or independent verification pathways are provided?

– Note data retention plans and auditability of reproducibility artifacts If artifacts are not fully public, explain how they are securely retained, versioned, and made auditable over time.

J.10 PRISMA 2020 Checklist

Section and Topic	Item	Checklist Item	Location where item is reported
TITLE			
Title	1	Identify the report as a systematic review.	Title
ABSTRACT			
Abstract	2	See the PRISMA 2020 for Abstracts Checklist.	Abstract
INTRODUCTION			
Rationale	3	Describe the rationale for the review in the context of existing knowledge.	Introduction; Background and Previous Work
Objectives	4	Provide an explicit statement of the objective(s) or question(s) the review addresses.	Introduction
METHODS			
Eligibility criteria	5	Specify the inclusion and exclusion criteria for the review and how studies were grouped for the syntheses.	Methods – Search, Screening, and Inclusion (including Search Strategy and Sources, Title/Abstract Screening, and Full Paper Screening); Methods – Synthesis & Groupings
Information sources	6	Specify all databases, registers, websites, organisations, reference lists and other sources searched or consulted to identify studies. Specify the date when each source was last searched or consulted.	Methods – Search, Screening, and Inclusion; Search Strategy and Sources
Search strategy	7	Present the full search strategies for all databases, registers and websites, including any filters and limits used.	Methods – Search, Screening, and Inclusion; Search Strategy and Sources
Selection process	8	Specify the methods used to decide whether a study met the inclusion criteria of the review, including how many reviewers screened each record and each report retrieved, whether they worked independently, and if applicable, details of automation tools used in the process.	Methods – Search, Screening, and Inclusion; Title/Abstract Screening; Full Paper Screening
Data collection process	9	Specify the methods used to collect data from reports, including how many reviewers collected data from each report, whether they worked independently, any processes for obtaining or confirming data from study investigators, and if applicable, details of automation tools used in the process.	Methods – Item Extraction and Characterization; Extracted Item-Level Characterization
Data items	10a	List and define all outcomes for which data were sought. Specify whether all results that were compatible with each outcome domain in each study were sought (e.g. for all measures, time points, analyses), and if not, the methods used to decide which results to collect.	Methods – Item Extraction and Characterization; Extracted Item-Level Characterization; Extracted Item Class; Extracted Item Type; Extracted Item Workflow Stage; Extracted Item Artifact Discussed; Extracted Item Objective; Extracted Item Supercategory; Section J.8
<i>Continued on next page</i>			

Table continued from previous page

Section and Topic	Item	Checklist Item	Location where item is reported
	10b	List and define all other variables for which data were sought (e.g. participant and intervention characteristics, funding sources). Describe any assumptions made about any missing or unclear information.	Methods – Study-Level Characterization; Methods – Item Extraction and Characterization; Extracted Item-Level Characterization; Section J.8
Study risk of bias assessment	11	Specify the methods used to assess risk of bias in the included studies, including details of the tool(s) used, how many reviewers assessed each study and whether they worked independently, and if applicable, details of automation tools used in the process.	Methods – Risk of Bias within studies, in synthesis and in reporting biases
Effect measures	12	Specify for each outcome the effect measure(s) (e.g. risk ratio, mean difference) used in the synthesis or presentation of results.	Not applicable (no effect measures or meta-analysis reported)
Synthesis methods	13a	Describe the processes used to decide which studies were eligible for each synthesis (e.g. tabulating the study intervention characteristics and comparing against the planned groups for each synthesis (item #5)).	Methods – Best Fit Framework; Methods – Synthesis & Groupings; Results – Best Fit Framework; Results – Synthesis & Groupings; Tables 15–17
	13b	Describe any methods required to prepare the data for presentation or synthesis, such as handling of missing summary statistics, or data conversions.	Methods – Item Extraction and Characterization; Extracted Item-Level Characterization; Section J.8 (no summary-statistic conversions reported)
	13c	Describe any methods used to tabulate or visually display results of individual studies and syntheses.	Results – Selected Studies and Characteristics (Figures 6–7); Results – Extracted Item Characteristics (Figure 8); Results – Best Fit Framework (Tables 15 and 16); Results – Synthesis & Groupings (Table 17)
	13d	Describe any methods used to synthesize results and provide a rationale for the choice(s). If meta-analysis was performed, describe the model(s), method(s) to identify the presence and extent of statistical heterogeneity, and software package(s) used.	Methods – Best Fit Framework; Methods – Synthesis & Groupings
	13e	Describe any methods used to explore possible causes of heterogeneity among study results (e.g. subgroup analysis, meta-regression).	Not applicable (no heterogeneity analyses reported)
	13f	Describe any sensitivity analyses conducted to assess robustness of the synthesized results.	Not reported / not conducted
Reporting bias assessment	14	Describe any methods used to assess risk of bias due to missing results in a synthesis (arising from reporting biases).	Methods – Risk of Bias within studies, in synthesis and in reporting biases; Discussion – Limitations
Certainty assessment	15	Describe any methods used to assess certainty (or confidence) in the body of evidence for an outcome.	Not reported / no formal certainty assessment
RESULTS			
Study selection	16a	Describe the results of the search and selection process, from the number of records identified in the search to the number of studies included in the review, ideally using a flow diagram.	Results – Selected Studies and Characteristics; Figure 6

Continued on next page

<i>Table continued from previous page</i>			
Section and Topic	Item	Checklist Item	Location where item is reported
	16b	Cite studies that might appear to meet the inclusion criteria, but which were excluded, and explain why they were excluded.	Aggregate exclusion reasons are reported in Results – Selected Studies and Characteristics; Figure 6; individual excluded reports are not separately listed in the manuscript
Study characteristics	17	Cite each included study and present its characteristics.	Results – Selected Studies and Characteristics; Figure 7; Section J.7
Risk of bias in studies	18	Present assessments of risk of bias for each included study.	Not applicable / not reported; Methods – Risk of Bias within studies, in synthesis and in reporting biases
Results of individual studies	19	For all outcomes, present, for each study: (a) summary statistics for each group (where appropriate) and (b) an effect estimate and its precision (e.g. confidence/credible interval), ideally using structured tables or plots.	Not applicable for this review design; study-level characteristics are summarized in Results – Selected Studies and Characteristics and included studies are listed in Section J.7
Results of syntheses	20a	For each synthesis, briefly summarise the characteristics and risk of bias among contributing studies.	Results – Extracted Item Characteristics; Results – Best Fit Framework; Results – Synthesis & Groupings; Discussion – Limitations
	20b	Present results of all statistical syntheses conducted. If meta-analysis was done, present for each the summary estimate and its precision (e.g. confidence/credible interval) and measures of statistical heterogeneity. If comparing groups, describe the direction of the effect.	Results – Extracted Item Characteristics; Tables 13 and 14; no meta-analysis was conducted
	20c	Present results of all investigations of possible causes of heterogeneity among study results.	Not applicable (no heterogeneity investigations reported)
	20d	Present results of all sensitivity analyses conducted to assess the robustness of the synthesized results.	Not applicable / not reported
Reporting biases	21	Present assessments of risk of bias due to missing results (arising from reporting biases) for each synthesis assessed.	Not reported as a separate results item; Methods – Risk of Bias within studies, in synthesis and in reporting biases; Discussion – Limitations
Certainty of evidence	22	Present assessments of certainty (or confidence) in the body of evidence for each outcome assessed.	Not reported / no formal certainty assessment
DISCUSSION			
Discussion	23a	Provide a general interpretation of the results in the context of other evidence.	Discussion
	23b	Discuss any limitations of the evidence included in the review.	Discussion – Limitations
	23c	Discuss any limitations of the review processes used.	Methods – Risk of Bias within studies, in synthesis and in reporting biases; Discussion – Limitations
<i>Continued on next page</i>			

Table continued from previous page

Section and Topic	Item	Checklist Item	Location where item is reported
	23d	Discuss implications of the results for practice, policy, and future research.	Discussion; Conclusion
OTHER INFORMATION			
Registration and protocol	24a	Provide registration information for the review, including register name and registration number, or state that the review was not registered.	Methods – Search, Screening, and Inclusion (publicly available pre-registered protocol on OSF; no registry number reported)
	24b	Indicate where the review protocol can be accessed, or state that a protocol was not prepared.	Methods – Search, Screening, and Inclusion
	24c	Describe and explain any amendments to information provided at registration or in the protocol.	Not reported / no amendments described in the manuscript
Support	25	Describe sources of financial or non-financial support for the review, and the role of the funders or sponsors in the review.	Acknowledgments and Disclosure of Funding
Competing interests	26	Declare any competing interests of review authors.	Acknowledgments and Disclosure of Funding
Availability of data, code and other materials	27	Report which of the following are publicly available and where they can be found: template data collection forms; data extracted from included studies; data used for all analyses; analytic code; any other materials used in the review.	Data Availability; Methods – Search, Screening, and Inclusion

K EVALUATION CARDS UI

K.1 Model view: GPT-5

Model view provides context on the model evaluated and the reported evaluation results for that model through the **Identification** (Figure 10), **Who reports what** (Figure 10), and **Reported metrics** sections (Figures 11 and 12).

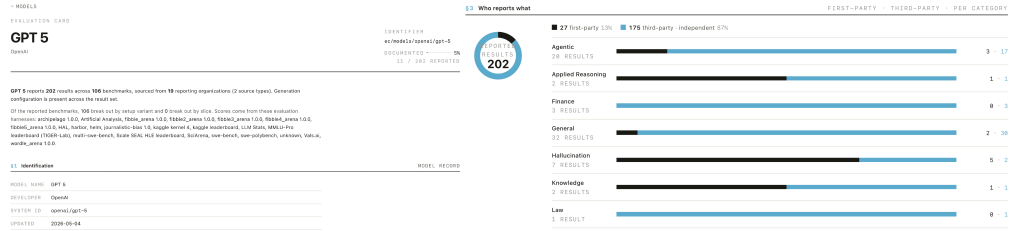


Figure 10: Identification (left) and Who reports what (right): The **Identification** section provides general model data, and the **Who reports what** section provides a breakdown of the distribution between first and third-party evaluation results per benchmark topic. The numbers to the right provide the counts for first and third-party, respectively.

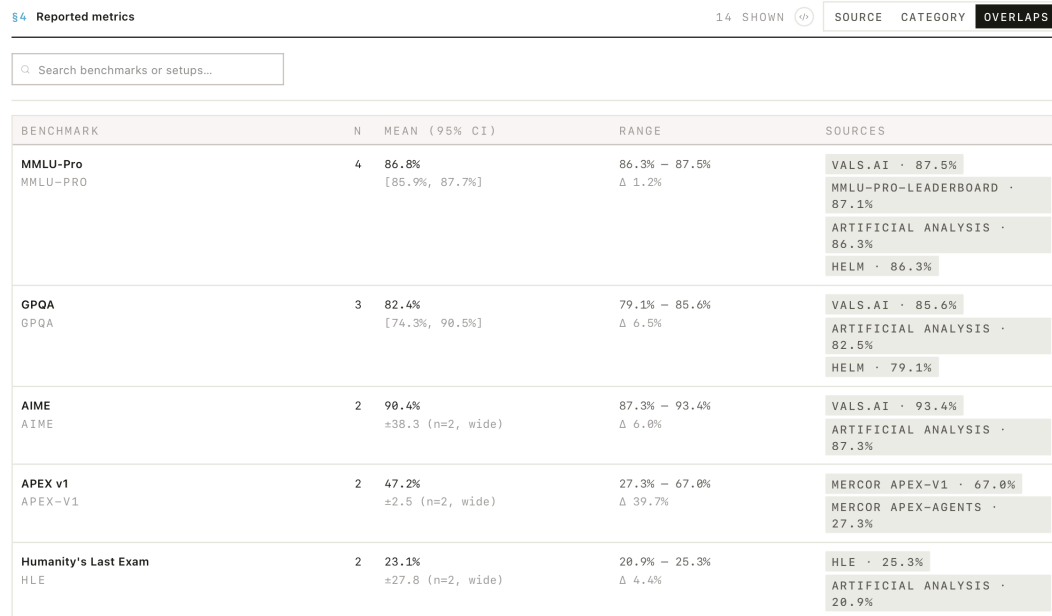


Figure 11: Reported metrics, Overlaps: Cross-source score comparison for GPT-5 benchmarks reported by multiple organizations, showing per-source scores, score range, and divergence of each benchmark alongside the number of reported results (N), the mean score with 95% confidence interval, and individual per-source scores, helping readers directly compare the results reported by different third-party evaluators.

K.2 Benchmark view: MMLU-Pro

To showcase the Benchmark view, we take a deep dive into MMLU-Pro [105], one of many benchmarks with reported evaluation results.

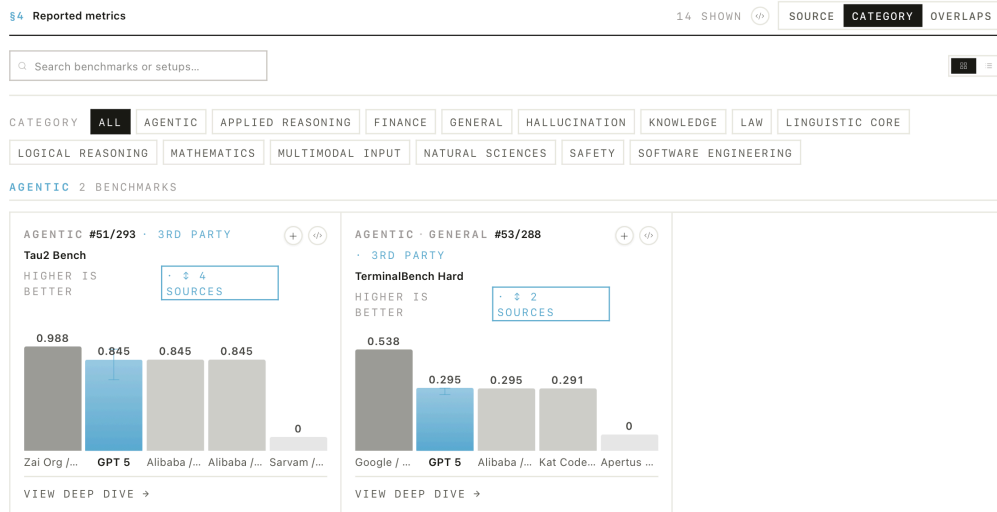


Figure 12: Reported metrics, Category: The Category view of the reported metrics compares model results on a particular benchmark across other models reported on that source.

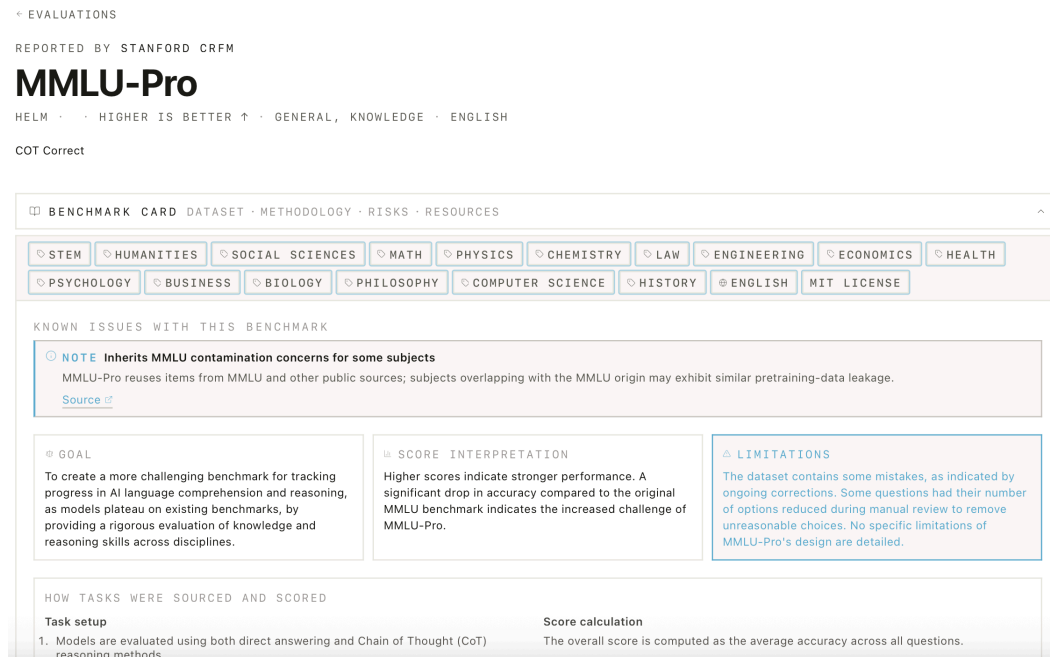
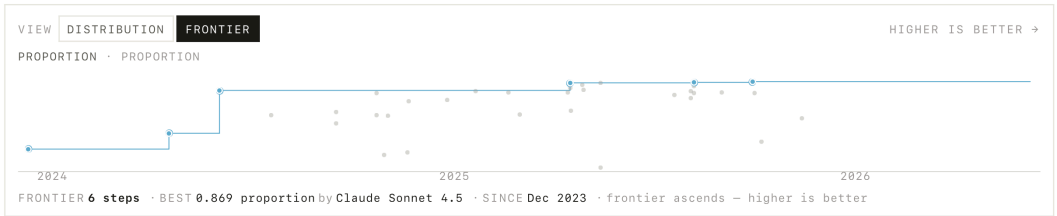


Figure 13: The benchmark card section shows a benchmark's coverage tags, licensing information, issues (e.g., contamination), goal, and an explanation of the score's meaning.

Models ranked by raw score for this benchmark.



Models ranked by raw score for this benchmark.

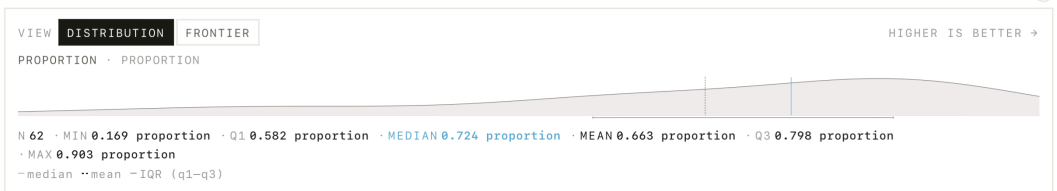


Figure 14: Leaderboard: (A) Frontier view showing the progression of top scores over time. (B) Distribution view showing the spread of scores across all reported models.

AT A GLANCE MMLU-PRO

1 known issue documented — see below for detail.

MEASURES MMLU-Pro is an enhanced benchmark designed to extend the Massive Multitask Language Understanding (MMLU) benchmark with more challenging, reasoning-focused questions. It expands the number of answer choices from four to ten, eliminates trivial and noisy questions found in the... [Read more](#)

CAVEAT The dataset contains some mistakes, as indicated by ongoing corrections. Some questions had their number of options reduced during manual review to remove unreasonable choices. No specific limitations of MMLU-Pro's design are detailed.

INTENDED FOR Researchers and developers evaluating large language models (LLMs)

HOW TO READ Higher scores are better. Compared across 62 models.

STEM HUMANITIES SOCIAL SCIENCES MATH PHYSICS CHEMISTRY ENGLISH MIT LICENSE

WHERE THIS COMES FROM PAPER ARXIV.ORG DATASET HUGGINGFACE.CO SOURCE HUGGINGFACE.CO REPORTED BY STANFORD CRFM

BENCHMARK CARD DATASET · METHODOLOGY · RESOURCES

STEM HUMANITIES SOCIAL SCIENCES MATH PHYSICS CHEMISTRY LAW ENGINEERING ECONOMICS HEALTH PSYCHOLOGY BUSINESS BIOLOGY PHILOSOPHY COMPUTER SCIENCE HISTORY ENGLISH MIT LICENSE

KNOWN ISSUES WITH THIS BENCHMARK

NOTE Inherits MMLU contamination concerns for some subjects

MMLU-Pro reuses items from MMLU and other public sources; subjects overlapping with the MMLU origin may exhibit similar pretraining-data leakage.

[Source](#)

Figure 15: Summary mode displays benchmark data in plain language, summarizing the benchmark's purpose, known issues, and evaluation methodology for non-technical readers.

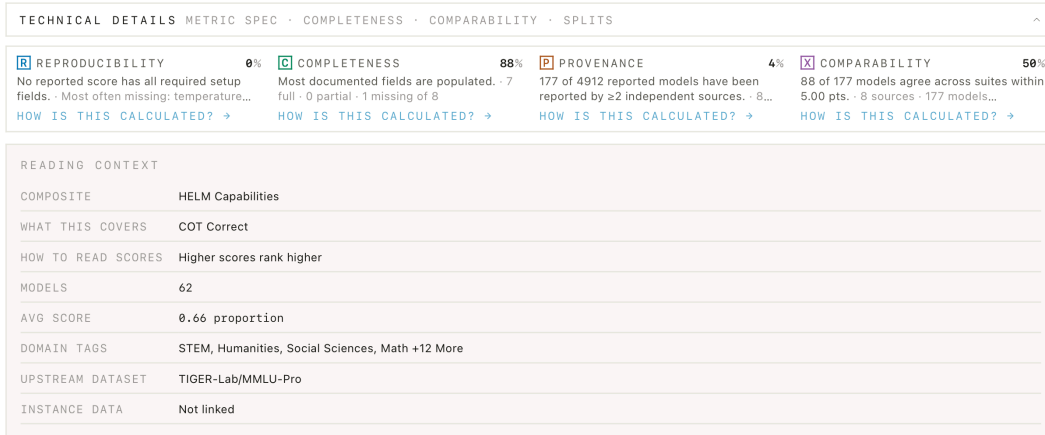


Figure 16: Interpretive signals panel displaying reproducibility, completeness, provenance, and comparability scores for an evaluation entry alongside metric specifications.

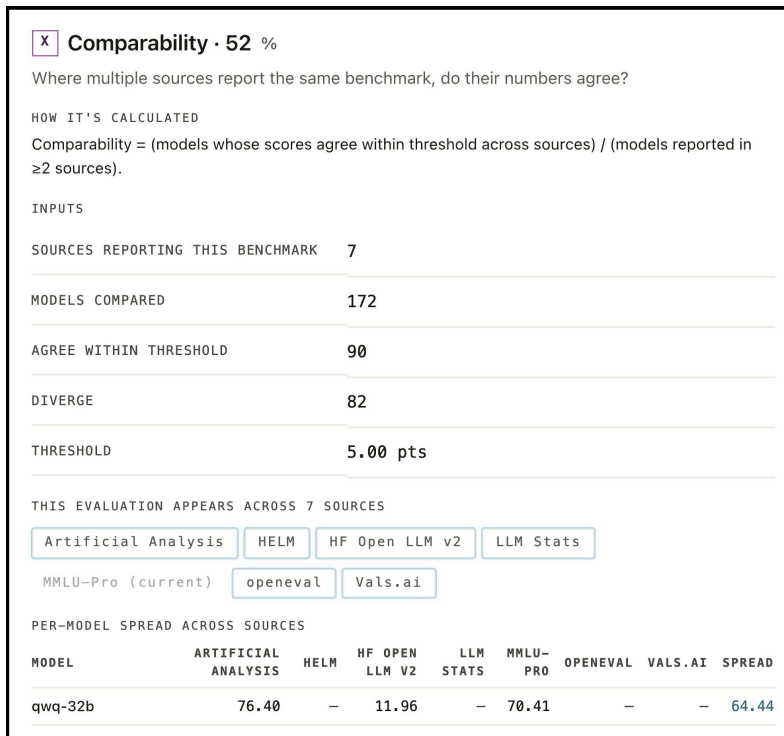


Figure 17: The comparability signal shows the threshold basis, number of models compared, and agreement rate across reporting sources.

K.3 Developer View

INDEX

Model developers

Every reporting organisation in the corpus and the breadth of evaluation it ships.

35 DEVELOPERS	MODELS	DEVELOPERS	OFFICIAL	COMMUNITY	ALL	<input type="text" value="Search developers..."/>
DEVELOPER	MODELS	BENCHMARKS	REPORTED	RESULTS		
Allen Institute for AI	177	51	722	OPEN		
OpenAI	143	195	1,712	OPEN		
Google	132	189	1,701	OPEN		
Alibaba	125	277	2,278	OPEN		
Mistral AI	91	125	875	OPEN		
Anthropic	71	154	1,039	OPEN		
Meta	66	145	745	OPEN		

Figure 18: The Model Developers section displays the list of developers with reported models and the number of models and benchmarks submitted for each.

L Fields Ingested by EVALUATION CARDS

Table 27: Auto-BenchmarkCard Schema Fields: Benchmark Details

Section	Field	Type	Description	Req.
Benchmark Details	name	str	Official name of the benchmark as it appears in literature	yes
Benchmark Details	overview	str	Comprehensive 2–3 sentence description of what the benchmark measures, its characteristics, and significance	yes
Benchmark Details	data_type	str	Primary data modality (e.g. text, image, audio, multimodal, tabular)	yes
Benchmark Details	domains	List[str]	Application domains or subject areas (e.g. medical, legal, scientific)	yes
Benchmark Details	languages	List[str]	Languages supported, using full names (e.g. English, Chinese, Multilingual)	yes
Benchmark Details	similar benchmarks	List[str]	Names of closely related or comparable benchmarks	yes
Benchmark Details	resources	List[str]	URLs to papers, datasets, leaderboards, and documentation	yes
Benchmark Details	provenance	dict	Maps each field to {source, evidence}. Present in all content sections.	no

Table 28: Auto-BenchmarkCard Schema Fields: Purpose & Intended Users

Section	Field	Type	Description	Req.
Purpose & Intended Users	goal	str	Primary objective and research question the benchmark addresses	yes
Purpose & Intended Users	audience	List[str]	Target user groups (e.g. AI researchers, model developers, safety evaluators)	yes
Purpose & Intended Users	tasks	List[str]	Specific evaluation tasks covered (e.g. question answering, code generation)	yes
Purpose & Intended Users	limitations	str	Known limitations, biases, or constraints users should be aware of	yes
Purpose & Intended Users	out of scope uses	List[str]	Explicit examples of inappropriate or unsupported use cases	yes
Purpose & Intended Users	provenance	dict	Maps each field to {source, evidence}. Present in all content sections.	no

Table 29: Auto-BenchmarkCard Schema Fields: Data

Section	Field	Type	Description	Req.
Data	source	str	Data origins, collection methods, and any preprocessing steps applied	yes
Data	size	str	Dataset size with specific numbers (e.g. 10,000 examples, 50K questions across 3 splits)	yes
Data	format	str	Data structure and file formats (e.g. JSON with question-answer pairs)	yes
Data	annotation	str	Annotation methodology, quality control, inter-annotator agreement, and human involvement	yes
Data	provenance	dict	Maps each field to {source, evidence}. Present in all content sections.	no

Table 30: Auto-BenchmarkCard Schema Fields: Methodology

Section	Field	Type	Description	Req.
Methodology	methods	List[str]	Evaluation approaches applied (e.g. zero-shot, few-shot prompting, fine-tuning)	yes
Methodology	metrics	List[str]	Quantitative metrics used (e.g. accuracy, F1-score, BLEU, exact match)	yes
Methodology	calculation	str	How metrics are computed, including normalization or aggregation methods	yes
Methodology	interpretation	str	Guidelines for interpreting scores, score ranges, and caveats	yes
Methodology	baseline results	str	Performance of established models or baselines with specific numbers	yes
Methodology	validation	str	Quality assurance measures and steps taken to ensure reproducible evaluations	yes
Methodology	provenance	dict	Maps each field to {source, evidence}. Present in all content sections.	no

Table 31: Auto-BenchmarkCard Schema Fields: Ethical & Legal

Section	Field	Type	Description	Req.
Ethical & Legal	privacy & anonymity	str	Data protection measures, anonymization techniques, and handling of PII	yes
Ethical & Legal	data licensing	str	License terms, usage restrictions, and redistribution permissions	yes
Ethical & Legal	consent procedures	str	Informed consent processes, participant rights, and withdrawal procedures	yes
Ethical & Legal	compliance	str	Adherence to GDPR, IRB approval, and other ethical review processes	yes
Ethical & Legal	provenance	dict	Maps each field to {source, evidence}. Present in all content sections.	no

Table 32: Auto-BenchmarkCard Schema Fields: Possible Risks

Section	Field	Type	Description	Req.
Possible Risks	category	str	Risk category name	no
Possible Risks	description	str	Description of the risk	no
Possible Risks	type	str	Risk type classification	no
Possible Risks	concern	str	Specific concern this risk raises	no
Possible Risks	url	str null	Link to the risk entry in IBM Risk Atlas	no
Possible Risks	taxonomy	str	Taxonomy this risk belongs to	no

Table 33: Auto-BenchmarkCard Schema Fields: Flagged Fields

Section	Field	Type	Description	Req.
Flagged Fields	<section>.<field>	str	Added by FactReasoner. Flags potential hallucinations or low factual alignment with source material.	no

Table 34: EEE Evaluation-Level Schema Fields: Top-level

Section	Field	Type	Description	Req.
Top-level	schema version	string	Version of the schema used for this evaluation data	yes
Top-level	evaluation id	string	Unique identifier for this specific evaluation run. Use eval_name...	yes
Top-level	evaluation timestamp	string	Timestamp for when the evaluation was run	no
Top-level	retrieved timestamp	string	Timestamp for when this record was created - using Unix Epoch tim...	yes

Table 35: EEE Evaluation-Level Schema Fields: Source Metadata

Section	Field	Type	Description	Req.
Source Metadata	source metadata	object	Metadata about the source of the leaderboard data	yes
Source Metadata	source_name	string	Name of the source (e.g. title of the source leaderboard or name ...	no
Source Metadata	source_type	enum: "documentation" "evaluation_run"	Whether the data comes from a direct evaluation run or from docum...	yes
Source Metadata	source_organization_name	string	Name of the organization that provides the data	yes
Source Metadata	source_organization_url	string	URL for the organization that provides the data	no
Source Metadata	source_organization_logo_url	string	URL for the Logo for the organization that provides the data	no
Source Metadata	evaluator_relationship	enum: "first_party" "third_party" "collaborative" "other"	Relationship between the evaluator and the model	yes
Source Metadata	additional_details	dict[str, string]	Additional parameters (key-value pairs, all values must be string...	no

Table 36: EEE Evaluation-Level Schema Fields: Eval Library

Section	Field	Type	Description	Req.
Eval Library	eval library	object	Evaluation library/framework used to run the evaluation	yes
Eval Library	name	string	Name of the evaluation library (e.g. inspect_ai, lm_eval, helm)	yes
Eval Library	version	string	Version of the evaluation library. Use 'unknown' if the version i...	yes
Eval Library	additional_details	dict[str, string]	Additional parameters (key-value pairs, all values must be string...	no

Table 37: EEE Evaluation-Level Schema Fields: Model Info

Section	Field	Type	Description	Req.
Model Info	model info	object	Complete model specification including basic information, technic...	yes
Model Info	name	string	Model name provided by evaluation source	yes
Model Info	id	string	Model name in HuggingFace format (e.g. meta-llama/Llama-3.1-8B-In...	yes
Model Info	developer	string	Name of organization that provides the model (e.g. 'OpenAI')	no
Model Info	inference_platform	string	Name of inference platform which provides an access to models by ...	no
Model Info	inference_engine	object	Name of inference engine which provides an access to optimized mo...	no
Model Info	inference_engine.name	string	Name of the inference engine	no
Model Info	inference_engine.version	string	Version of the inference engine	no
Model Info	additional_details	dict[str, string]	Additional parameters (key-value pairs, all values must be string...	no

Table 38: EEE Evaluation-Level Schema Fields: Evaluation Results (Core)

Section	Field	Type	Description	Req.
Evaluation Results	evaluation results	array[object]	Array of evaluation results	yes
Evaluation Results	evaluation_result_id	string	Stable identifier for this metric result inside an evaluation run	no
Evaluation Results	evaluation_name	string	Name of the evaluation	yes
Evaluation Results	source_data	oneOf: url hf_dataset other	Source of dataset for this evaluation: URL, HuggingFace dataset, or other	yes
Evaluation Results	source_data.dataset_name	string	Name of the source dataset	yes
Evaluation Results	source_data.url	array[string]	URL(s) for the source of the evaluation data (only when source_type=url)	yes
Evaluation Results	source_data.additional_details	dict[str, string]	Additional parameters (key-value pairs, all values must be strings)	no
Evaluation Results	source_data.hf_repo	string	HuggingFace repository identifier (only when source_type=hf_dataset)	no
Evaluation Results	source_data.hf_split	string	One of train, val or test (only when source_type=hf_dataset)	no
Evaluation Results	source_data.samples_number	integer	Number of samples in the dataset (only when source_type=hf_dataset)	no
Evaluation Results	source_data.sample_ids	array[string]	Array of sample IDs used for evaluation (only when source_type=hf_dataset)	no
Evaluation Results	evaluation_timestamp	string	Timestamp for when the evaluations were run	no

Table 39: EEE Evaluation-Level Schema Fields: Evaluation Results – Metric Config

Section	Field	Type	Description	Req.
Evaluation Results	metric_config	object	Details about the metric	yes
Evaluation Results	metric_config.evaluation_description	string	Description of the evaluation	no
Evaluation Results	metric_config.metric_id	string	Stable metric identifier for joining, deduping, and querying	no
Evaluation Results	metric_config.metric_name	string	Display name for the metric (e.g., Accuracy, F1-macro, pass@1)	no
Evaluation Results	metric_config.metric_kind	string	Normalized metric family/type used for safe aggregation	no
Evaluation Results	metric_config.metric_unit	string	Unit of the metric values (e.g., proportion, percent, points, ms)	no
Evaluation Results	metric_config.metric_parameters	dict[str, string number boolean null]	Metric-specific parameters (e.g., {"k": 1} for pass@k)	no
Evaluation Results	metric_config.lower_is_better	boolean	Whether a lower score is better	yes
Evaluation Results	metric_config.score_type	enum	Type of score (binary, continuous, levels)	no
Evaluation Results	metric_config.level_names	array[string]	Names of the score levels	no
Evaluation Results	metric_config.level_metadata	array[string]	Additional description for each score level	no
Evaluation Results	metric_config.has_unknown_level	boolean	Indicates whether there is an unknown level	no
Evaluation Results	metric_config.min_score	number	Minimum possible score for continuous metric	no
Evaluation Results	metric_config.max_score	number	Maximum possible score for continuous metric	no

Table 40: EEE Evaluation-Level Schema Fields: Evaluation Results – Score Details

Section	Field	Type	Description	Req.
Evaluation Results	score_details	object	The score for the evaluation and related details	yes
Evaluation Results	score_details.score	number	The score for the evaluation	yes
Evaluation Results	score_details.details	dict[str, string]	Additional parameters (key-value pairs)	no
Evaluation Results	score_details.uncertainty	object	Quantification of uncertainty around the reported score	no
Evaluation Results	score_details.uncertainty.standard_error.value	number	The standard error value	yes
Evaluation Results	score_details.uncertainty.confidence_interval.lower	number	Lower bound of the confidence interval	yes
Evaluation Results	score_details.uncertainty.confidence_interval.upper	number	Upper bound of the confidence interval	yes
Evaluation Results	score_details.uncertainty.confidence_interval.confidence_level	number	Confidence level (e.g., 0.95)	no

Table 41: EEE Evaluation-Level Schema Fields: Evaluation Results – Generation Config

Section	Field	Type	Description	Req.
Evaluation Results	generation_config	object	Generation configuration	no
Evaluation Results	generation_config. generation_args.temperature	number	Sampling temperature	no
Evaluation Results	generation_config. generation_args.top_p	number	Nucleus sampling parameter	no
Evaluation Results	generation_config. generation_args.top_k	number	Top-k sampling parameter	no
Evaluation Results	generation_config. generation_args.max_tokens	integer	Maximum number of tokens to generate	no

Table 42: EEE Evaluation-Level Schema Fields: Detailed Results

Section	Field	Type	Description	Req.
Detailed Results	detailed_evaluation_results	object	Reference to the evaluation results for all individual samples in...	no
Detailed Results	format	enum: "json" "jsonl"	Format of the detailed evaluation results	no
Detailed Results	file_path	string	Path to the detailed evaluation results file	no
Detailed Results	hash_algorithm	enum: "sha256" "md5"	Hash algorithm used for checksum and sample_hash in instance-level...	no
Detailed Results	checksum	string	Checksum value of the file	no
Detailed Results	total_rows	integer	Total number of rows in the detailed evaluation results file	no
Detailed Results	additional_details	dict[str, string]	Additional parameters (key-value pairs, all values must be string...	no

M Mapping from Systematic Literature Review to EVALUATION CARDS Schema and Interpretive Signals

We show how the systematic literature review items map to fields ingested by EVALUATION CARDS from different sources in in Figure 19, and how they map to interpretive signals in Figure 20.

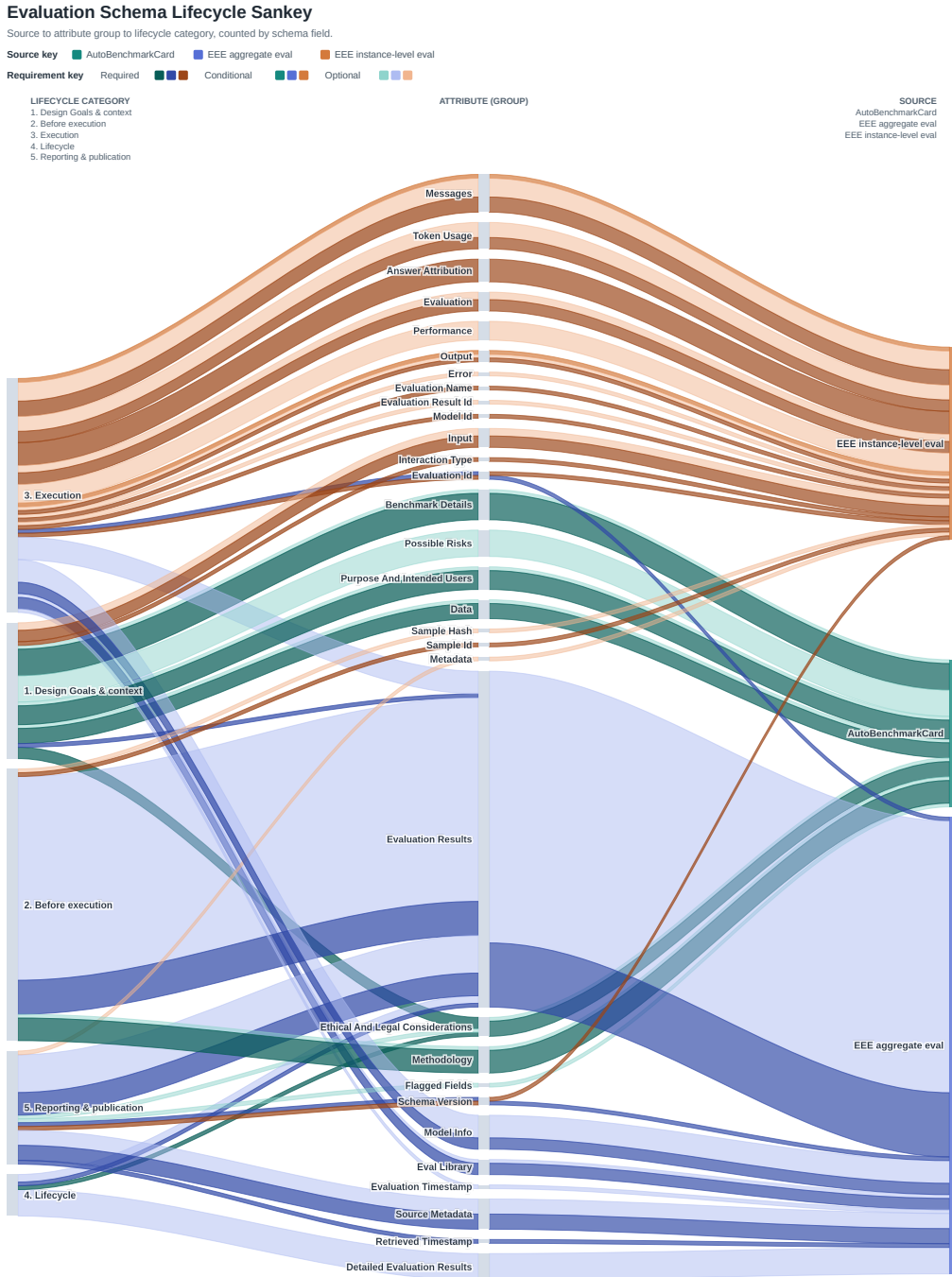


Figure 19: Sankey diagram mapping from input groups, to individual items, to sources ingested by EVALUATION CARDS.

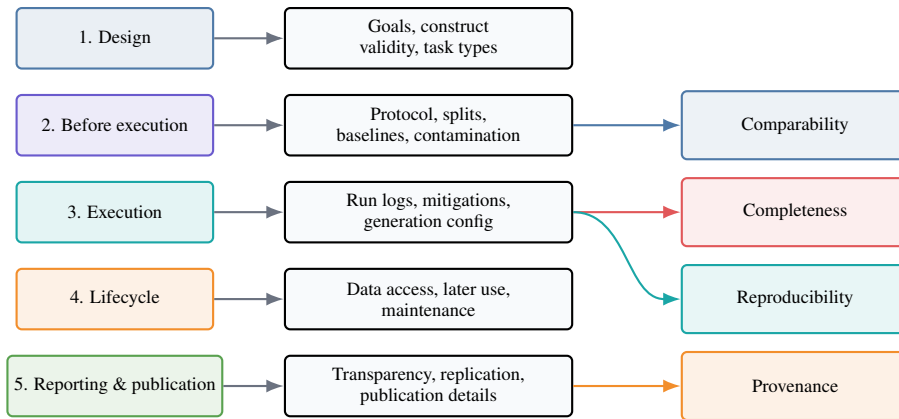


Figure 20: Traceability from the literature-derived framework to EVALUATION CARDS fields and interpretive outputs.

N Code and Demo

Our code is available at <https://huggingface.co/spaces/evaleval/general-eval-card/tree/main>, and the live demo at <https://evalcards.evalevalai.com>.