

On Choosing the μ Parameter in Gaussian Differential Privacy

Bogdan Kulynych¹ and Antti Honkela²

¹Biomedical Data Science Center, Lausanne University Hospital

²University of Helsinki

Abstract

Recent work argues for using Gaussian differential privacy (GDP) to report the privacy guarantees in privacy-preserving machine learning. We provide principled mappings from pure-DP ϵ to GDP μ by matching the worst-case success of a strong-adversary membership inference attack in terms of three metrics: multiplicative advantage at fixed FPR, precision at fixed recall, and the standard privacy profile. We tabulate μ values across a useful range of parameters and recommend $\mu \approx \epsilon/5$ as a conservative general-purpose conversion.

1 Introduction

Over the past decade, a number of differential privacy (DP) variants have emerged, with different ways of measuring the similarity of mechanism output distributions on adjacent datasets (Desfontaines and Pejó, 2020). Yet, the final guarantees are almost always reported in terms of (ϵ, δ) of approximate DP. Recently, a subset of authors (Gomez et al., 2026) noted that approximate DP guarantees provide a very inaccurate representation of privacy guarantees of many important algorithms, especially in machine learning, and propose using Gaussian DP (GDP) (Dong et al., 2022) for reporting and for defining the privacy budget instead.

In this note, we consider the problem of using μ -GDP for defining the privacy budget in a general-purpose way, and ask the question of what is a sensible μ value in different scenarios.

2 Setup

Suppose a curator releases the output $\theta \sim M(S)$, e.g., a statistical computation, machine learning model, or a synthetic dataset, with $\theta \in \Theta$, of a randomized *mechanism* applied to a sensitive dataset $S \in 2^{\mathbb{D}}$ over some data space \mathbb{D} .

Strong-adversary membership inference. We follow the standard hypothesis-testing approach to characterizing the privacy risk carried by the release (Wasserman and Zhou, 2010; Kairouz et al., 2015; Dong et al., 2022). Specifically, we use a security-first interpretation of the hypothesis-testing setup, in which we formalize the privacy risk by modeling a so-called *strong adversary* (see, e.g., Cuff and Yu, 2016; Kulynych et al., 2024). The adversary has knowledge of the mechanism $M(\cdot)$, a partial dataset $\bar{S} \in \mathbb{D}^{n-1}$, and aims to infer whether a given target record $z \in \mathbb{D}$ was part of the input dataset that produced an observed output of the mechanism θ . To mount this *membership inference attack* (MIA), the adversary runs a test $\phi : \Theta \rightarrow [0, 1]$, where $\phi(\theta) = 1$ indicates the guess that the record was used as part of training, and $\phi(\theta) = 0$ indicates otherwise.

Attack success. We can characterize the adversary’s success using the *true-positive rate* (TPR), or *recall*, and *false-positive rate* (FPR) of the MIA:

$$\text{TPR}_\phi \triangleq \mathbb{E}_{\theta \sim M(\bar{S} \cup \{z\})}[\phi], \quad \text{FPR}_\phi \triangleq \mathbb{E}_{\theta \sim M(\bar{S})}[\phi]. \quad (1)$$

In the context of testing, the TPR corresponds to the test’s *power* or inverse of the Type II error, and FPR corresponds to the test’s Type I error. To represent the attack success number compactly, a common approach is to use either additive advantage $\text{TPR}_\phi - \text{FPR}_\phi$ (see, e.g., Yeom et al., 2018), or *multiplicative advantage* $\text{TPR}_\phi / \text{FPR}_\phi$. In this note, we focus on the latter, as it is more robust in the small-FPR regime. In a slight abuse of notation, we drop the subscript where appropriate.

Differential privacy variants. Within this view, the classical notion of differential privacy (DP) (Dwork et al., 2006; Dwork and Roth, 2014), also called pure DP, ensures that the multiplicative advantage is always bounded:

Definition 2.1. A mechanism $M(\cdot)$ satisfies ε -DP, where $\varepsilon \in \mathbb{R}$, if for any test function $\phi : \Theta \rightarrow [0, 1]$, we have:

$$e^{-\varepsilon} \leq \frac{\text{TPR}_\phi}{\text{FPR}_\phi} \leq e^\varepsilon. \quad (2)$$

Another common variant is approximate differential privacy (ADP), which relaxes the bounds:

Definition 2.2. A mechanism $M(\cdot)$ satisfies (ε, δ) -DP or (ε, δ) -ADP, where $\varepsilon \geq 0$, $\delta \in [0, 1]$, if for any test function $\phi : \Theta \rightarrow [0, 1]$, we have:

$$\text{TPR}_\phi \leq e^\varepsilon \text{FPR}_\phi + \delta \quad \text{and} \quad \text{FPR}_\phi \leq e^\varepsilon \text{TPR}_\phi + \delta. \quad (3)$$

Any ADP mechanism satisfies a potentially infinite collection of (ε, δ) -DP guarantees, characterized by the *privacy profile* functions $\varepsilon : [0, 1] \rightarrow \mathbb{R}$ that associates any given δ to ε such that the mechanism satisfies (ε, δ) -DP (Balle et al., 2018), and the analogous $\delta : \mathbb{R} \rightarrow [0, 1]$.

Another approach called f -differential privacy (f -DP) (Dong et al., 2022) instead parameterizes the attack success using bounds on the set of achievable TPR-FPR pairs, or, in other words, bounds on the receiver-operating characteristic (ROC) curve of the worst-case MIA:

Definition 2.3. A mechanism $M(\cdot)$ satisfies f -DP if for any test function $\phi : \Theta \rightarrow [0, 1]$, we have:

$$\text{TPR}_\phi \leq 1 - f(\text{FPR}_\phi), \quad \text{and} \quad \text{FPR}_\phi \leq 1 - f(\text{TPR}_\phi), \quad (4)$$

where $f : [0, 1] \rightarrow [0, 1]$ is a given convex, non-increasing function called the trade-off curve.

We can losslessly convert between a trade-off curve f and a privacy profile $\varepsilon(\delta)$. Thus, both contain equivalent information about the privacy guarantees of the mechanism, albeit with different immediate interpretations. Both representations are also potentially information-theoretically complete in the sense that they could contain all the information there is to characterize the success rate of the worst-case MIA (Gomez et al., 2026).

Gaussian differential privacy (GDP) (Dong et al., 2022) is a guarantee that mounting a MIA against the mechanism outputs is as hard as distinguishing whether a single sample came from a standard normal distribution $\mathcal{N}(0, 1)$ or from its version $\mathcal{N}(\mu, 1)$ shifted by μ units:

Definition 2.4. A mechanism $M(\cdot)$ satisfies μ -GDP if it satisfies f_μ -DP with f_μ given by:

$$f_\mu(\alpha) = \Phi(\Phi^{-1}(1 - \alpha) - \mu), \quad (5)$$

where $\Phi(x)$ is the cumulative distribution function of the standard normal distribution.

Many practical algorithms used in privacy-preserving machine learning and statistics are well-characterized by GDP (Gomez et al., 2026).

3 Mapping Pure DP ε to Gaussian DP μ

Our goal is to find a general-purpose correspondence between ε -DP, for which standard guidelines and recommendations already exist, and GDP parameter values μ . Unfortunately, there is no straightforward way to do so, as the mapping could be done in a multitude of ways. We present several ways to do so that are consistent with prior approaches to interpret the semantics of DP protection.

General approach. We define several notions of *privacy risk*. Then, for each, we establish a correspondence between the DP and GDP parameters as follows. First, we fix a value of $\varepsilon \geq 0$. We find the μ parameter that attains the same value of risk. This way, our mapping ensures that each GDP μ parameter attains the same semantics as a pure-DP mechanism with the corresponding ε .

Multiplicative advantage. First, we introduce a notion of risk based on the multiplicative advantage of MIAs:

Definition 3.1. We define the logarithmic multiplicative advantage ε at FPR level $\alpha \in (0, 1)$ as follows:

$$\varepsilon \triangleq \sup_{\phi: \text{FPR}_\phi \leq \alpha} \max \left(\log \frac{\text{TPR}_\phi}{\text{FPR}_\phi}, \log \frac{\text{FPR}_\phi}{\text{TPR}_\phi} \right). \quad (6)$$

For any pure-DP mechanism, the multiplicative advantage at any FPR level $\alpha \in (0, 1)$ is at most ε by definition. Next, we provide closed-form solutions for the μ parameter values corresponding to a given multiplicative advantage and FPR level.

Proposition 3.1. For $\alpha \in (0, 1)$ and $\varepsilon \geq 0$, μ -GDP ensures the multiplicative advantage bound of e^ε at FPR level α if:

$$\mu = \begin{cases} \Phi^{-1}(e^\varepsilon \alpha) - \Phi^{-1}(\alpha) & \alpha < \frac{1}{e^\varepsilon + 1}, \\ \Phi^{-1}(1 - \alpha) - \Phi^{-1}(e^{-\varepsilon}(1 - \alpha)) & \alpha \geq \frac{1}{e^\varepsilon + 1}. \end{cases} \quad (7)$$

The proof is in the Appendix. In Fig. 1, we show the results of this mapping for a useful range of ε and α values, and defer to Proposition 3.1 for mapping the parameters outside of this range.

Precision at fixed recall. As another standard metric to evaluate MIAs, we consider precision:

Definition 3.2. We define precision as follows:

$$\text{precision}_\phi \triangleq \frac{\text{TPR}_\phi}{\text{TPR}_\phi + \text{FPR}_\phi}. \quad (8)$$

For any pure-DP mechanism, we have $\text{precision}_\phi \leq e^\varepsilon / (e^\varepsilon + 1)$ for any test ϕ . Next, we provide a closed-form solution for GDP:

Proposition 3.2. For recall level $\bar{\beta} \in (0, 1)$ and $\varepsilon \geq 0$, μ -GDP ensures the same precision as ε -DP if:

$$\mu = \Phi^{-1}(\bar{\beta}) - \Phi^{-1}(e^{-\varepsilon} \bar{\beta}). \quad (9)$$

The proof is in the Appendix. In Fig. 2 we show the results of this mapping for a useful range of ε and $\bar{\beta}$ values, and defer to Proposition 3.2 for mapping the parameters outside of this range.

Approximate DP. The most common way to summarize ADP guarantees is via the privacy profile $\varepsilon(\delta)$. In the language of MIA error rates, it is defined as follows:

Definition 3.3. We define the privacy profile $\varepsilon : [0, 1] \rightarrow \mathbb{R}$ as follows:

$$\varepsilon(\delta) \triangleq \sup_{\phi: \Theta \rightarrow [0, 1]} \max \left(\log \frac{\text{TPR}_\phi - \delta}{\text{FPR}_\phi}, \log \frac{\text{FPR}_\phi - \delta}{\text{TPR}_\phi} \right). \quad (10)$$

For μ -GDP, the inverse profile $\delta(\varepsilon)$ admits the closed form (Dong et al., 2022):

$$\delta_\mu(\varepsilon) = \Phi\left(-\frac{\varepsilon}{\mu} + \frac{\mu}{2}\right) - e^\varepsilon \Phi\left(-\frac{\varepsilon}{\mu} - \frac{\mu}{2}\right). \quad (11)$$

Given a target (ε, δ) pair, the corresponding μ is the unique solution of $\delta_\mu(\varepsilon) = \delta$. The map $\mu \mapsto \delta_\mu(\varepsilon)$ is monotone increasing for fixed ε , so we can invert it numerically using bisection. In Fig. 3 we show the resulting numerical mapping for a useful range of ε and δ values.

In Section B, we also provide conversions from GDP directly to all of the notions of risk above for a selection of realistic values of μ .

4 Conclusion

The μ -GDP guarantees can be interpreted in many ways, depending on the relevant notion of risk and whether the focus is on high- or low-probability events. Reflecting on the values of the conversions we observe in Figs. 1 to 3, we can see some patterns that hold for all risk notions. In comparison with more familiar ε -DP guarantees, $\mu = \varepsilon/5$ provides a conservative conversion rule for general-purpose use. For settings where low-probability events can be ignored, a less conservative conversion such as $\mu = \varepsilon/3$ could be applied.

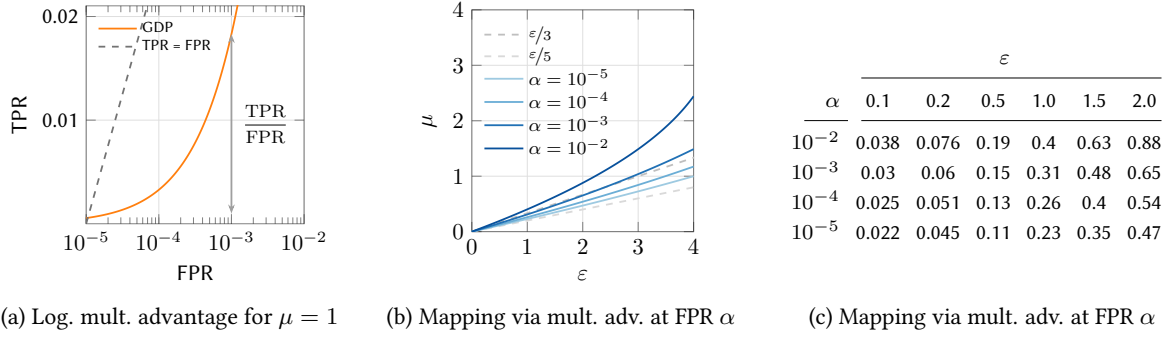


Figure 1: Mapping between pure DP ε and GDP μ via multiplicative-advantage semantics at FPR level α . **a**: Illustration of multiplicative advantage for GDP with $\mu = 1$ at $\alpha = 10^{-3}$ (gray arrow). **b**, **c**: GDP μ values calibrated to multiplicative advantage for different FPR levels α .

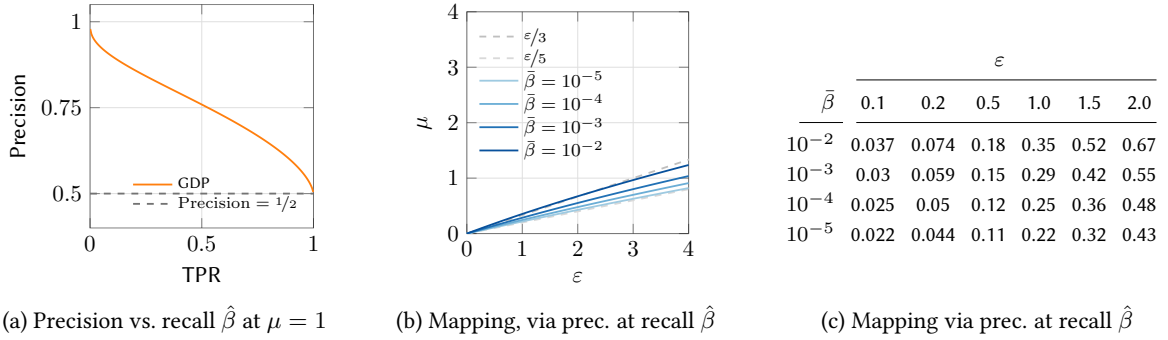


Figure 2: Mapping between pure DP ε and GDP μ via precision at recall level $\text{TPR} = \hat{\beta}$. **a**: Precision under $\mu = 1$ as a function of recall $\hat{\beta}$ (gray arrow shows the trivial baseline $1/2$ at $\hat{\beta} = 1/2$). **b**, **c**: GDP μ values calibrated to precision at recall for different recall levels $\hat{\beta}$.

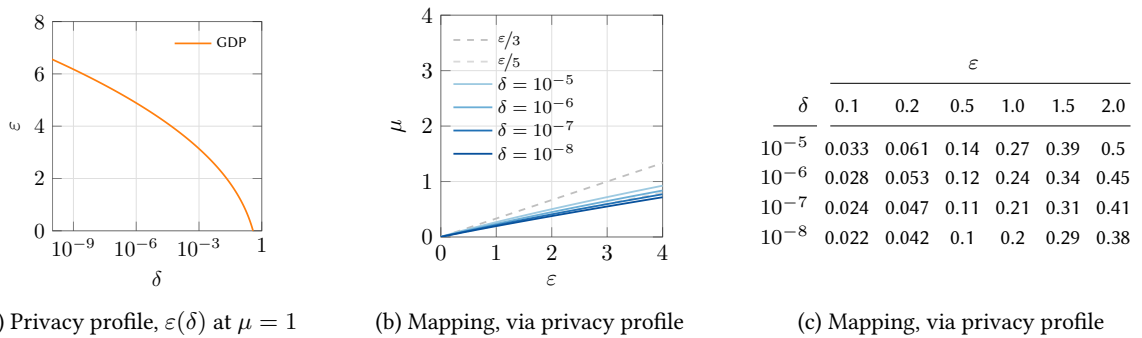


Figure 3: Mapping between pure DP ε and GDP μ via the privacy profile of μ -GDP at fixed δ . **a**: Privacy profile $\varepsilon(\delta)$ for $\mu = 1$. **b**, **c**: GDP μ values calibrated via the standard (ε, δ) derivation for GDP with different δ levels.

References

- Damien Desfontaines and Balázs Pejó. Sok: Differential privacies. *Proceedings on Privacy Enhancing Technologies*, 2020(2):288–313, 2020.
- Juan Felipe Gomez, Bogdan Kulynych, Georgios Kaissis, Flavio P Calmon, Jamie Hayes, Borja Balle, and Antti Honkela. Gaussian dp for reporting differential privacy guarantees in machine learning. In *IEEE SatML*, 2026.
- Jinshuo Dong, Aaron Roth, and Weijie J Su. Gaussian differential privacy. *Journal of the Royal Statistical Society Series B: Statistical Methodology*, 2022.
- Larry Wasserman and Shuheng Zhou. A statistical framework for differential privacy. *Journal of the American Statistical Association*, 2010.
- Peter Kairouz, Sewoong Oh, and Pramod Viswanath. The composition theorem for differential privacy. In *International conference on machine learning*. PMLR, 2015.
- Paul Cuff and Lanqing Yu. Differential privacy as a mutual information constraint. In *Proceedings of the 2016 ACM SIGSAC Conference on Computer and Communications Security*, pages 43–54, 2016.
- Bogdan Kulynych, Juan Felipe Gomez, Georgios Kaissis, Flavio du Pin Calmon, and Carmela Troncoso. Attack-aware noise calibration for differential privacy. *Advances in Neural Information Processing Systems (NeurIPS)*, 2024.
- Samuel Yeom, Irene Giacomelli, Matt Fredrikson, and Somesh Jha. Privacy risk in machine learning: Analyzing the connection to overfitting. In *2018 IEEE 31st Computer Security Foundations Symposium (CSF)*. IEEE, 2018.
- Cynthia Dwork, Frank McSherry, Kobbi Nissim, and Adam Smith. Calibrating noise to sensitivity in private data analysis. In *Proceedings of the Theory of Cryptography Conference*, 2006.
- Cynthia Dwork and Aaron Roth. The algorithmic foundations of differential privacy. *Foundations and Trends in Theoretical Computer Science*, 2014.
- Borja Balle, Gilles Barthe, and Marco Gaboardi. Privacy amplification by subsampling: Tight analyses via couplings and divergences. *Advances in Neural Information Processing Systems (NeurIPS)*, 2018.

A Proofs

Proof of Proposition 3.1. We analyze separately for two regimes of α values corresponding to the segments of the piecewise-linear trade-off curve corresponding to DP, $f_\varepsilon(\alpha) = \max\{0, 1 - e^\varepsilon\alpha, e^\varepsilon(1 - \alpha)\}$.

Case 1: $\alpha < 1/(e^\varepsilon + 1)$. In this case, $f_\varepsilon(\alpha) = 1 - e^\varepsilon\alpha$. Using $\Phi(-x) = 1 - \Phi(x)$ and $\Phi^{-1}(1 - \alpha) = -\Phi^{-1}(\alpha)$:

$$1 - f_\mu(\alpha) = 1 - \Phi(\Phi^{-1}(1 - \alpha) - \mu) = \Phi(\Phi^{-1}(\alpha) + \mu). \quad (12)$$

Setting $\mu = \Phi^{-1}(e^\varepsilon\alpha) - \Phi^{-1}(\alpha)$ gives $\Phi^{-1}(\alpha) + \mu = \Phi^{-1}(e^\varepsilon\alpha)$, so $1 - f_\mu(\alpha) = e^\varepsilon\alpha = 1 - f_\varepsilon(\alpha)$.

Case 2: $\alpha \geq 1/(e^\varepsilon + 1)$. In this case, $f_\varepsilon(\alpha) = e^{-\varepsilon}(1 - \alpha)$. Directly from the definition of f_μ :

$$f_\mu(\alpha) = \Phi(\Phi^{-1}(1 - \alpha) - \mu). \quad (13)$$

Setting $\mu = \Phi^{-1}(1 - \alpha) - \Phi^{-1}(e^{-\varepsilon}(1 - \alpha))$ gives $\Phi^{-1}(1 - \alpha) - \mu = \Phi^{-1}(e^{-\varepsilon}(1 - \alpha))$, so $f_\mu(\alpha) = e^{-\varepsilon}(1 - \alpha) = f_\varepsilon(\alpha)$. \square

Proof of Proposition 3.2. The trade-off curve of μ -GDP gives, for any test ϕ , $\text{FPR}_\phi \geq \Phi(\Phi^{-1}(\text{TPR}_\phi) - \mu)$. Therefore, for any ϕ with $\text{TPR}_\phi \geq \bar{\beta}$,

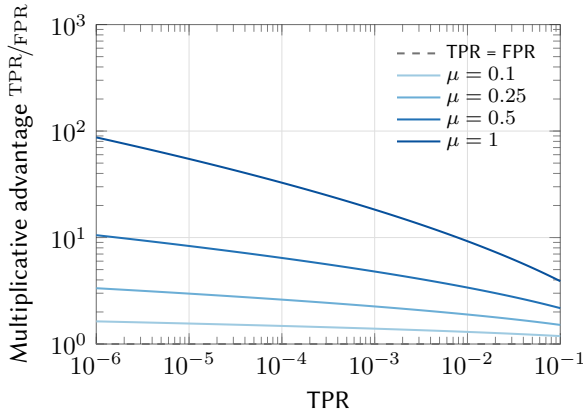
$$\frac{\text{TPR}_\phi}{\text{FPR}_\phi} \leq \frac{\text{TPR}_\phi}{\Phi(\Phi^{-1}(\text{TPR}_\phi) - \mu)} \leq \frac{\bar{\beta}}{\Phi(\Phi^{-1}(\bar{\beta}) - \mu)}, \quad (14)$$

where the second inequality uses that $t \mapsto t/\Phi(\Phi^{-1}(t) - \mu)$ is non-increasing on $(0, 1)$ for $\mu \geq 0$. Setting the right-hand side equal to e^ε gives $\Phi(\Phi^{-1}(\bar{\beta}) - \mu) = e^{-\varepsilon}\bar{\beta}$, so $\mu = \Phi^{-1}(\bar{\beta}) - \Phi^{-1}(e^{-\varepsilon}\bar{\beta})$. \square

B Mapping Gaussian DP μ to Risk

In the main body, we presented the maps from pure DP to the GDP parameter μ for each notion of risk. In this section, we present a mapping from μ to the values of risk.

Multiplicative advantage. Figure 4 shows the worst-case multiplicative advantage TPR/FPR for several μ values and FPR levels $\text{FPR} = \alpha$.



(a) Multiplicative advantage vs. FPR

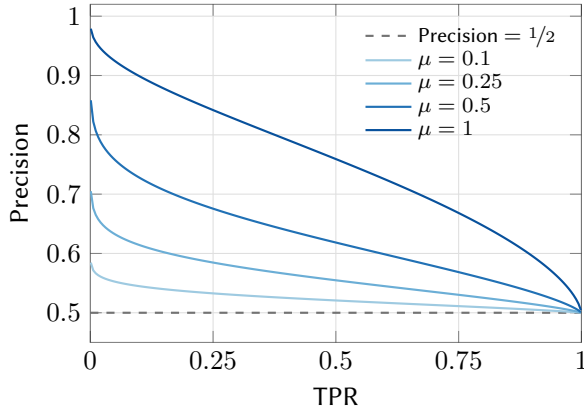
α	μ					
	0.1	0.25	0.5	1	1.5	2
10^{-2}	1.30	1.89	3.39	9.24	20.43	37.21
10^{-3}	1.39	2.25	4.80	18.30	55.89	137.81
10^{-4}	1.48	2.61	6.43	32.74	132.43	428.06
10^{-5}	1.56	2.97	8.33	54.75	284.71	1,175.97

(b) Multiplicative advantage at FPR α

Figure 4: Worst-case multiplicative advantage of μ -GDP at FPR level α , for several μ values. **a:** Worst-case multiplicative advantage TPR/FPR under μ -GDP as a function of FPR α . **b:** Multiplicative advantage values TPR/FPR for selected (α, μ) pairs.

Precision at fixed recall. Figure 5 shows the worst-case precision at recall $\bar{\beta}$ under μ -GDP, for several μ values and selected recall $\bar{\beta}$ levels.

Approximate DP. Figure 6 shows the ADP ε for several μ values and δ values.

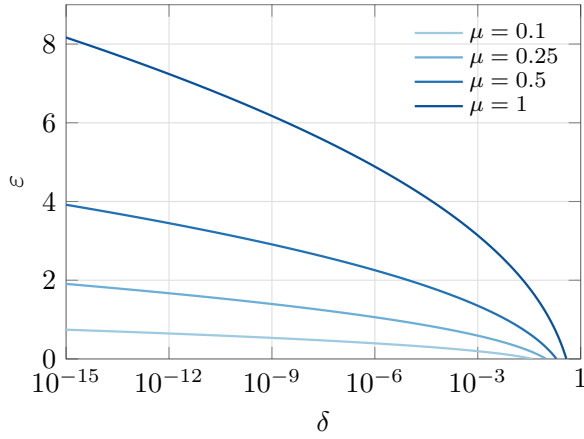


(a) Precision vs. recall

$\bar{\beta}$	μ					
	0.1	0.25	0.5	1	1.5	2
10^{-2}	0.567	0.667	0.809	0.958	0.994	0.999
10^{-3}	0.585	0.705	0.858	0.979	0.998	1.000
10^{-4}	0.599	0.735	0.891	0.988	0.999	1.000
10^{-5}	0.611	0.759	0.914	0.993	1.000	1.000

(b) Precision at recall $\hat{\beta}$

Figure 5: Precision at recall $\text{TPR} = \bar{\beta}$ under μ -GDP, for several μ values. **a**: Worst-case precision as a function of recall $\bar{\beta}$. **b**: Precision values for selected $(\bar{\beta}, \mu)$ pairs.



(a) Privacy profile, $\varepsilon(\delta)$

δ	μ					
	0.1	0.25	0.5	1	1.5	2
10^{-5}	0.34	0.93	2	4.4	7.1	10
10^{-6}	0.4	1.1	2.3	4.9	7.8	11
10^{-7}	0.45	1.2	2.5	5.3	8.5	12
10^{-8}	0.49	1.3	2.7	5.8	9.1	13

(b) ADP ε at fixed δ .

Figure 6: Privacy profile of μ -GDP for several μ values. **a**: ε as a function of δ . **b**: ε values such that μ -GDP implies (ε, δ) -DP, for selected (μ, δ) pairs.