

Report the Floor: A Training-Free Conformal Interval Is a Mandatory Baseline for Probabilistic Time-Series Forecasting

Valery Manokhin*

June 2026

Abstract

Probabilistic forecasters are increasingly learned, yet the baselines they are compared against are often weak or omitted. We show that the simplest possible conformal interval — a last-value point forecast wrapped in a finite-sample split-conformal residual quantile, with no parameters and no training — is a far stronger baseline than its near-total absence from recent learned-forecasting and conformal-time-series comparisons would suggest. In one-step-ahead online forecasting across 2,217 real series spanning nine public sources (the Monash archive, the LOTSA collection, the LTSF traffic/electricity/weather suites, METR-LA, BOOM, and nips/probts), this *ConformalNaive* interval decisively beats the naive value-quantile baselines, the entire NPTS family (NPTS 73%, SeasonalNPTS 64% of series), and the published Conformal Seasonal Pools (CSP) method (71% of series, bootstrap 95% CI [69, 73], $p \approx 7.6 \times 10^{-135}$); it is on par with the simpler learned conformal predictors (RCI, quantile regression; median relative Winkler within 2%) and is beaten only by the adaptive-online and ensemble conformal methods (SPCI, ACI, AgACI), which explicitly track distribution shift and lead by 9–33% relative Winkler. It is also better *calibrated* than a trained neural forecaster: on the six datasets that introduced DeepNPTS, the trivial conformal floors cover the truth 84–85% of the time at a nominal 95%, versus DeepNPTS’s 66%. At multi-step seasonal horizons the picture inverts: the random-walk floor is the weakest method and the seasonal pool (CSP) wins — a boundary we map so practitioners know when complexity is actually required. Finally we give *ConformalNaive+*, a one-line, training-free, horizon-adaptive selector that attains the better of two complementary floors at every horizon with restored coverage. We argue the matching conformal naive floor must be a mandatory baseline whenever a learned probabilistic forecaster claims gains.

Keywords: Conformal prediction, probabilistic forecasting, time series, prediction intervals, Winkler score, CRPS, calibration, training-free baselines, naive forecast.

1 Introduction

Probabilistic forecasting asks for a predictive distribution over future values, not a point forecast, and the field has moved decisively toward learned models — quantile-regression conformal methods, adaptive online conformal predictors, and neural samplers such as DeepNPTS (Rangapuram et al., 2023). Every such method is sold relative to baselines. The quality of those baselines determines whether a reported gain is real or an artifact of a weak comparison, and a recurring lesson of the forecasting literature is that strong simple baselines are routinely under-specified or omitted: Zeng et al. (2023) showed a one-layer linear model matches elaborate Transformers on standard long-horizon benchmarks, and the M competitions made

*Independent researcher.

strong simple baselines central to the discipline: simple statistical methods were hard to beat through M3 (Makridakis and Hibon, 2000), and although M4 and M5 were ultimately won by machine-learning and hybrid models, those wins were established precisely by out-scoring strong statistical baselines (Makridakis et al., 2018, 2020, 2022).

This paper makes that lesson concrete for *probabilistic* forecasting. We study the simplest conformal interval that exists: take a naive point forecast — the last value, or the last seasonal value — and wrap it in the finite-sample split-conformal quantile of its own absolute residuals (Papadopoulos et al., 2002; Vovk et al., 2005). The construction has no parameters and requires no training; it can be written in five lines. We ask how far it goes, and we answer with two complementary benchmarks that together cover 2,217 real series and the six datasets on which DeepNPTS was introduced.

The headline is a benchmarking result, not a leaderboard win. At one step ahead, across 2,217 series, the random-walk conformal floor (*ConformalNaive*) decisively beats the naive value-quantile baselines, the whole NPTS family, and the published CSP method — Conformal Seasonal Pools, a recent training-free seasonal-pool conformal sampler (Manokhin, 2026) — on 71% of series ($p \approx 7.6 \times 10^{-135}$); the only methods that clearly beat it are the adaptive-online and ensemble conformal predictors that explicitly track distribution shift. So a large body of conformal-time-series machinery is not clearing last-value-plus-conformal in the short-horizon regime where it is most often deployed. The practical conclusion is simple: *report this floor, or your gains are unproven.*

A second, orthogonal finding concerns calibration. On the multi-step seasonal datasets where the floor is *not* competitive on accuracy, the trained neural baseline (DeepNPTS) is nonetheless the worst-calibrated method in the comparison, covering the truth only 66% of the time at a nominal 95%, against 84–85% for the trivial conformal floors. A one-line conformal interval is more honest about its own uncertainty than the neural model, even on the neural model’s own evaluation suite.

We are explicit about what we do not claim. This is not a new state-of-the-art forecaster. At multi-step seasonal horizons the random-walk floor collapses to last place and the seasonal pool (CSP) wins; we map that boundary rather than hide it, because knowing *where* the floor fails is what tells a practitioner when complexity is actually required.

Contributions. Our contribution is empirical and methodological rather than a fundamentally new conformal score: we establish, at scale, that an obvious training-free baseline is systematically under-reported, and add one minimal horizon-adaptive variant. (1) A *mandatory-baseline result*: across 2,217 real series at one step, a zero-parameter conformal naive interval beats the naive value-quantile baselines, the NPTS family, and the published CSP method, matches the simpler learned conformal predictors, and is beaten only by the adaptive-online and ensemble methods (and even then by a bounded relative margin). (2) A *calibration finding*: the trivial floors are better calibrated than a trained neural baseline (DeepNPTS), which is badly overconfident. (3) A *boundary map*: a clean, at-scale characterization of where the floor suffices (short horizon) and where it genuinely fails (multi-step seasonal), with a practitioner decision rule. (4) *ConformalNaive+*, a one-line training-free horizon-adaptive selector over two complementary floors that attains the better of them at every horizon with restored coverage. We do *not* claim state of the art; the multi-step boundary is part of the contribution.

2 Related Work

Probabilistic and neural forecasting. GluonTS provides reference implementations for probabilistic forecasting (Alexandrov et al., 2020), and the recent literature is dominated by

learned models: N-BEATS (Oreshkin et al., 2020), Temporal Fusion Transformers (Lim et al., 2021), N-HiTS (Challu et al., 2023), and DeepNPTS (Rangapuram et al., 2023), a global learned non-parametric sampler. Against this trend, Zeng et al. (2023) showed a trivial linear model matches Transformers on long-horizon point forecasting, and the M competitions repeatedly underscored the strength of simple statistical baselines, hard to beat outright through M3 and the benchmark against which the M4 and M5 machine-learning winners were measured (Makridakis and Hibon, 2000; Makridakis et al., 2018, 2022). Our paper extends this “simple is a strong baseline” tradition from point to *probabilistic* forecasting, and from a handful of datasets to a 2,217-series corpus drawn from nine public sources including the Monash archive (Godahewa et al., 2021) and the LOTSA collection (Woo et al., 2024). Naive and seasonal-naive *interval* forecasts do exist in classical statistical forecasting (Hyndman and Athanasopoulos, 2021), but they are a *different construction* from ours: the textbook interval is parametric — point $\pm z_{1-\alpha/2} \hat{\sigma} \sqrt{k+1}$ under a Gaussian, uncorrelated-residual assumption (with an optional residual-bootstrap variant) — and it *widens* with horizon through the $\sqrt{k+1}$ factor. Our ConformalNaive is instead the *distribution-free* formulation: the finite-sample split-conformal order-statistic quantile $[(n+1)(1-\alpha)]$ of the empirical absolute residuals, with no normality assumption and a conformal-validity framing, and it reuses a *flat* one-step quantile rather than widening with horizon — which is exactly why it undercovers at long horizons (Section 5.3). To our knowledge this conformalized naive floor is not reported as a standard baseline in the learned-forecasting or conformal-time-series literature studied here; we quantify at scale how strong it is.

Conformal prediction for time series. Conformal prediction yields distribution-free sets under exchangeability (Lei et al., 2018; Shafer and Vovk, 2008; Vovk et al., 2005), with split (inductive) conformal prediction the practical workhorse (Papadopoulos et al., 2002). Time-series dependence breaks exchangeability, and a large family of methods restores approximate validity: EnbPI (Xu and Xie, 2021, 2023a), adaptive conformal inference and its aggregated form (Gibbs and Candès, 2021; Zaffran et al., 2022), conformalized quantile regression (Romano et al., 2019), sequential predictive conformal inference (Xu and Xie, 2023b), and conformal prediction beyond exchangeability (Barber et al., 2023). None delivers an unconditional finite-sample distribution-free guarantee in the general time-series setting; Oliveira et al. (2024) and Barber and Pananjady (2025) explain why split conformal is nonetheless effective under temporal dependence. These learned and adaptive methods are exactly the comparators we benchmark the floor against. Our finding is not that they are wrong, but that they clear the trivial floor only narrowly at short horizons — which makes the floor a binding baseline they should be required to report.

Scoring and calibration. For probabilistic forecasts the accepted paradigm is to maximize sharpness subject to calibration (Gneiting and Katzfuss, 2014; Gneiting et al., 2007), using strictly proper scores such as CRPS (Gneiting and Raftery, 2007; Hersbach, 2000) and the Winkler interval score. We use the Winkler score on the large one-step corpus, CRPS on the multi-step seasonal suite, and empirical coverage throughout, following the calibration-then-sharpness protocol of Gneiting and Katzfuss (2014).

3 Methods

Let y_1, \dots, y_T be the observed history, H the forecast horizon, m a seasonal period when available, and α the target miscoverage ($\alpha = 0.05$ throughout). All three methods are instances of a single template: a naive point forecast plus the finite-sample split-conformal quantile of its own absolute residuals.

The split-conformal quantile. Given nonconformity scores s_1, \dots, s_n (absolute residuals), the finite-sample $(1 - \alpha)$ conformal quantile is

$$Q_\alpha = s_{(k)}, \quad k = \lceil (n + 1)(1 - \alpha) \rceil,$$

the k -th order statistic, taken as $+\infty$ if $k > n$ (Lei et al., 2018; Papadopoulos et al., 2002; Vovk et al., 2005); it is the standard split-conformal quantile and predates its use for quantile regression by Romano et al. (2019). Ties among residuals need no special handling, and in the online protocol the pool starts from the training residuals and grows by one each step, so $k \leq n$ throughout and there is no warm-up. The prediction interval at every horizon is the symmetric band $\mu_h \pm Q_\alpha$ around the naive point μ_h . *Predictive samples*, used for CRPS, come from the same residual pool: we invert the conformal quantile function by reading the band $\mu_h \pm Q_\alpha$ at a grid of levels a and sampling uniformly across levels, giving a piecewise-linear predictive CDF centred at μ_h . Interval (for coverage/Winkler) and samples (for CRPS) thus derive from one construction.

ConformalNaive (random-walk floor). Point forecast $\mu_h = y_T$ (the last observed value). Nonconformity scores are the one-step absolute differences $s_t = |y_t - y_{t-1}|$. In an online one-step protocol the point tracks the most recent observation and the residual pool grows as data arrive; in a batch multi-step protocol the point is held flat across the horizon and the interval does not widen with h .

ConformalSeasonalNaive (seasonal floor). Point forecast $\mu_h = y_{T+h-m}$ (the value one season earlier); scores $s_t = |y_t - y_{t-m}|$; same split-conformal quantile. When $m \leq 1$ this reduces to ConformalNaive.

Protocol dependence (the linchpin). The behaviour of these floors is sharply protocol-dependent, and the paper’s two regimes exploit this. *One step ahead, online*: the last value is an excellent point forecast and the one-step residual quantile is well calibrated, so the floor is strong. *Multi-step, batch*: the point collapses to a single stale value for the whole horizon and the one-step interval does not widen, so the random-walk floor is weak while the seasonal floor partially recovers. We state every result with its protocol so the two regimes cannot be conflated.

ConformalNaive+ (horizon-adaptive, the unifying method). The two floors are complementary: the random-walk floor wins at short horizons, the seasonal floor at long ones. ConformalNaive+ selects between them per horizon using a one-line rule computed from the *training history only* (Algorithm 1). For each lead h it compares the in-sample h -step persistence error to the seasonal-lag error and emits the better floor’s point, split-conformal interval, and samples. Because long, stale horizons are routed to the seasonal branch, the flat one-step interval is used only where it is valid, which restores calibration across the whole horizon. The rule is not CSP: CSP (Manokhin, 2026) mixes a seasonal empirical pool with seasonal residuals and never switches the point forecast by horizon.

Conformal validity remark. The residual pools play the role of a split-conformal calibration set in the spirit of Papadopoulos et al. (2002). Split conformal guarantees finite-sample marginal coverage only under exchangeability, which temporal dependence violates, so we make no finite-sample coverage claim and report coverage as an empirical property the methods are judged on. The near-nominal coverage we nonetheless observe (Section 5.2) is consistent with recent theory on split conformal beyond exchangeability. Oliveira et al. (Oliveira et al., 2024)

Algorithm 1: ConformalNaive+ (training-only horizon-adaptive selector).

Input : history $y_{1:T}$, horizon H , seasonal period m , level α
Output: per-horizon point μ_h , interval $[\mu_h - Q, \mu_h + Q]$, samples

$e_{\text{seas}} \leftarrow \text{median}_{u>m} |y_u - y_{u-m}|$ *(seasonal-lag error; flat in h)*

for $h \leftarrow 1$ **to** H **do**

$e_{\text{rw}}(h) \leftarrow \text{median}_t |y_{t+h} - y_t|$ *(persistence error; grows with h)*

if $e_{\text{rw}}(h) \leq e_{\text{seas}}$ **then**

\perp branch \leftarrow CONFORMALNAIVE

else

\perp branch \leftarrow CONFORMALSEASONALNAIVE

\perp emit the chosen branch’s point, split-conformal interval, and samples at lead h

show that split conformal stays valid for non-exchangeable data up to an additive coverage penalty governed by the dependence between the calibration residuals and the test residual; Barber and Pananjady (Barber and Pananjady, 2025) sharpen this for time series, bounding the coverage loss by a mixing-type “switch” coefficient that is small for the near-stationary, strongly-mixing series in our suite. The penalty is smallest precisely in the one-step-ahead regime, where the calibration residuals (one-step differences) and the realized one-step error are drawn from nearly the same distribution; it grows with horizon as the flat interval is reused against an increasingly stale point forecast — which is exactly the coverage decay we measure in Figure 4 and the failure ConformalNaive+ routes around. This characterization also clarifies the contrast with DeepNPTS: the floor’s intervals are anchored to a calibration set whose validity degrades gracefully and quantifiably under dependence, whereas the neural model’s intervals carry no such anchor and undercover by a third. Foregoing a hard guarantee is the norm in the time-series conformal literature (Barber et al., 2023; Gibbs and Candès, 2021; Xu and Xie, 2021).

4 Experimental Design

We use two benchmarks with two protocols, deliberately chosen to expose both regimes of the floor.

Regime 1 — one-step-ahead online (2,217 series). We use 2,217 real series drawn from nine public sources — the Monash forecasting archive (Godaheva et al., 2021), the LOTSA collection (Woo et al., 2024), the LTSF traffic/electricity/weather benchmark suites, METRLA, BOOM, and nips/probts — spanning minutely to daily frequencies (Appendix B, Table 4, lists every source, its retained series count, and seasonal periods). Of 2,373 candidate series, 2,217 are retained; 156 are dropped for being shorter than $T_{\text{train}} + T_{\text{test}} = 1,100$ observations plus lag context. The seasonal period m for each series is the integer value recorded in the source metadata, not estimated; series are used as provided, with no imputation, normalisation, or frequency conversion. Each series is forecast one step at a time online over a 300-step test span ($T_{\text{train}} = 800$), revealing the actual after each step and updating the residual pool. The metric is the Winkler interval score (lower is better). We compare the two floors against 19 methods spanning classical naive-interval baselines (NaiveInterval, NaiveDiffInterval, SeasonalNaiveInterval), the NPTS family (NPTS with mild and strong recency-decay kernels, and SeasonalNPTS), the published CSP method, and a battery of learned conformal predictors (CQR, RCI, EnbPI, EnsCQR, KOWCPI, QR, QEns, NexCP, ACI, AgACI, SPCI, Weighted-Conformal). Every comparator is run in this same online one-step pipeline on the same series at

its reference-implementation defaults with no per-dataset tuning, each applying its own online update rule from its reference implementation (the learned conformal predictors share a ridge base learner on lag features), so every method is evaluated identically rather than re-tuned. The headline statistic is the per-series win rate, which compares each method against ConformalNaive on the same series and is invariant to per-series scale; as a scale-free effect size we report the median per-series relative Winkler difference $(W_{\text{floor}} - W_{\text{comp}})/W_{\text{comp}}$. Significance uses a paired Wilcoxon signed-rank test, but at $n = 2,217$ it is uninformative for ranking (almost every comparison is significant regardless of effect size), so we band comparators by win rate and effect size and apply Holm–Bonferroni only to the headline claims, which it leaves unchanged.

Regime 2 — multi-step seasonal (6 datasets). The six GluonTS datasets on which DeepNPTS was introduced (Rangapuram et al., 2023) (electricity, exchange_rate, solar_energy, taxi, traffic, wikipedia), under the audited rolling-origin protocol of the companion CSP study (Manokhin, 2026): $H = 24$ (hourly) or 30 (daily), $B = 100$ samples, $\alpha = 0.05$, seed 0, 380 forecast records per method. The metric is empirical CRPS with empirical 95% coverage. Our three methods are scored on the identical windows and paired per-(dataset, series, window) against the audited comparators — NPTS, SeasonalNPTS, CSP-Adaptive, CSP-Fixed, and a protocol-matched DeepNPTS rerun — so per-window paired Wilcoxon tests apply directly.

5 Results

5.1 The headline: one step ahead

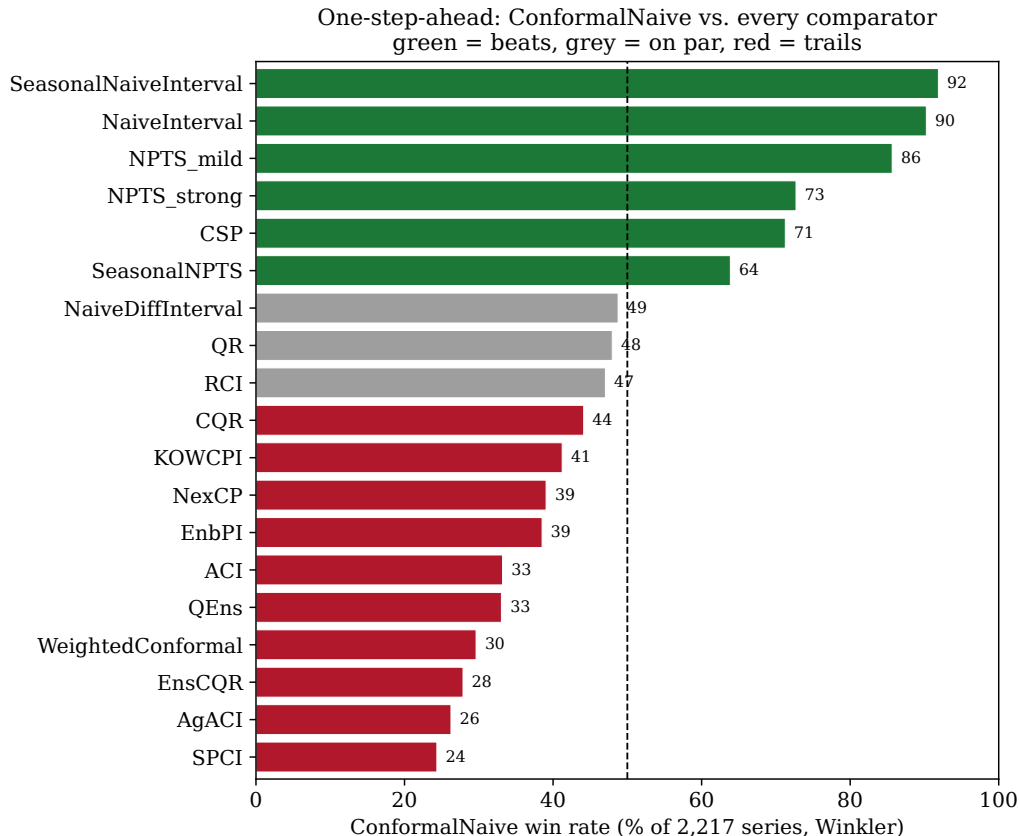
Table 1 sorts the 19 comparators into three bands by ConformalNaive’s per-series win rate over the 2,217 series; Figure 1 shows the full ranking. ConformalNaive *decisively beats* the naive value-quantile baselines (NaiveInterval 90%, SeasonalNaiveInterval 92%), the entire NPTS family (NPTS_strong 73%, SeasonalNPTS 64%), and the published CSP method (71%, bootstrap 95% CI [69, 73], paired Wilcoxon $p \approx 7.6 \times 10^{-135}$). This is not an artifact of corpus composition: ConformalNaive beats CSP on 7 of the 9 sources and NPTS_strong on 7 of 9 (Appendix D, Table 6). It is *statistically on par* with the simpler learned conformal predictors (RCI and quantile regression: win rate 47–48%, median relative Winkler within 2%). It *trails* the adaptive-online and ensemble methods — precisely those that adapt the quantile to distribution shift — by a real but bounded margin: SPCI, EnsCQR, AgACI, ACI, and CQR win 56–76% of series and lead by a median 9–33% relative Winkler, with wide spread (e.g. SPCI median +29%, interquartile range [+1%, +68%]; Table 5). The pattern is interpretable: last-value-plus-conformal matches static split-conformal predictors and is beaten specifically by shift-tracking methods, not by the bulk of the conformal toolkit. This is the binding-baseline result: the naive value-quantile baselines, the entire NPTS family, and the published CSP method are all beaten by the floor, so a learned method that does not at least clear it has not earned its complexity. (At $n = 2,217$ the paired Wilcoxon p is below any threshold for nearly every comparator — a function of sample size, not effect size — so we band comparators by win rate and median relative Winkler, not by significance; Holm–Bonferroni correction across the comparisons leaves the headline results unchanged.) Crucially, the floor’s one-step strength is not bought by undercoverage: ConformalNaive’s mean empirical coverage over the 2,217 series is 0.91 (nominal 0.95), at or above every comparator — including the adaptive methods that beat it on Winkler (SPCI 0.89, ACI 0.90, CQR 0.86) and CSP (0.85) — so it is simultaneously well-calibrated and competitive, not sharp-but-miscalibrated. Nor are its intervals artificially narrow: against the adaptive methods that lead on Winkler it is in fact 13–36% *wider* (median relative width) yet better covered, and against CSP and NPTS it is both narrower and better calibrated.

The seasonal floor behaves oppositely at one step: ConformalSeasonalNaive edges only the three

Table 1: One-step-ahead head-to-head: ConformalNaive vs. 19 comparators over 2,217 real series (Winkler score). Each comparator is annotated with ConformalNaive’s per-series win rate; bands are by win rate. All “Beats” entries have paired Wilcoxon $p < 10^{-86}$.

Band	Comparators (win % in subscript)	win %	med. rel. ΔW
Beats	SeasonalNaiveInterval 92, NaiveInterval 90, NPTS_mild 86, NPTS_strong 73, CSP 71, SeasonalNPTS 64	64–92	-42 to -20%
On par	NaiveDiffInterval 49, QR 48, RCI 47	47–49	+0 to +2%
Trails	CQR 44, KOWCPI 41, NexCP 39, EnbPI 39, ACI 33, QEns 33, WeightedConformal 30, EnsCQR 28, AgACI 26, SPCI 24	24–44	+5 to +33%

Figure 1: ConformalNaive win rate against every comparator, one step ahead, 2,217 series. Green: ConformalNaive beats the comparator on a majority of series; grey: statistical par (45–55%); red: ConformalNaive trails. The dashed line is the 50% tie. The published CSP method and the entire NPTS family fall in the green band.



classical baselines (52–55%) and loses to everything else (CSP 29%, learned methods 2–12%), because the season-ago value is a poor one-step point forecast and its seasonal residuals give very wide intervals (full table in Appendix C). The two floors are mirror images, a fact we exploit in Section 5.3.

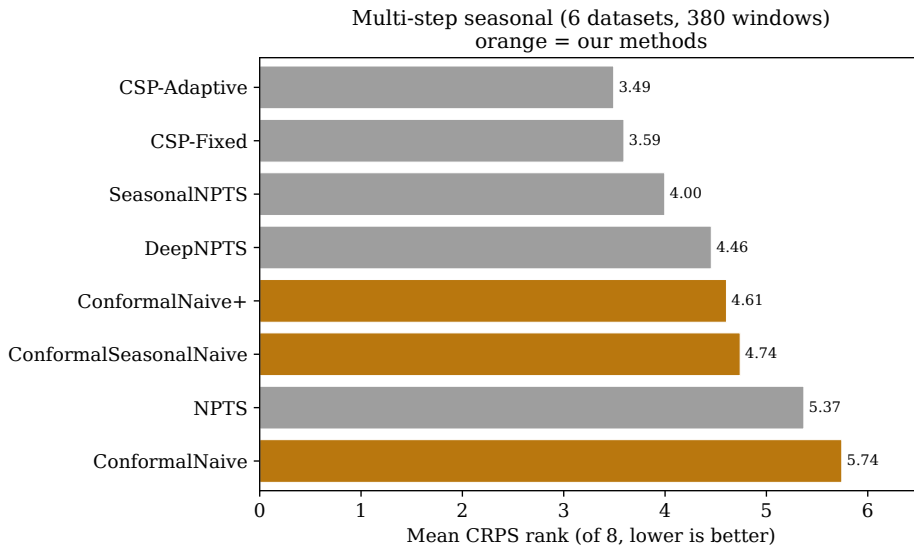
5.2 The boundary: multi-step seasonal

Table 2 reports the multi-step seasonal regime, where the floor is *not* the answer and we say so plainly. CSP clearly wins on CRPS rank; ConformalNaive+ and ConformalSeasonalNaive beat NPTS and tie the protocol-matched DeepNPTS rerun, but trail CSP; the random-walk floor is last. Complexity earns its keep exactly here — this is the boundary of the headline claim. The aggregate ranks hide dataset-level variation (e.g. SeasonalNPTS is best on electricity but near-worst on exchange_rate); the per-dataset breakdown is in Appendix E, Table 7.

Table 2: Multi-step seasonal regime (6 datasets, 380 windows, CRPS). Lower rank is better; coverage targets 0.95. Our methods in bold. CSP wins; the random-walk floor is last; DeepNPTS — the only trained method — is the worst calibrated.

Method	CRPS rank (of 8)	Coverage
CSP-Adaptive	3.49	0.89
CSP-Fixed	3.59	0.89
SeasonalNPTS	4.00	0.91
DeepNPTS	4.46	0.66
ConformalNaive+	4.61	0.84
ConformalSeasonalNaive	4.74	0.85
NPTS	5.37	0.95
ConformalNaive	5.74	0.76

Figure 2: Mean CRPS rank, multi-step seasonal regime (lower is better). Our three methods in orange. CSP-Adaptive leads; ConformalNaive+ is the best of the three floors; the random-walk floor is last.



Calibration: the finding that survives. The accuracy ranking is the floor’s limit; the calibration ranking is a separate result that holds regardless. Figure 3 shows that DeepNPTS,

the only trained method in the comparison, is the *worst*-calibrated: its nominal-95% interval covers the truth only 66% of the time, against 84–85% for the trivial conformal floors and 0.89–0.95 for the NPTS family. Under the calibration-then-sharpness paradigm of Gneiting and Katzfuss (2014), an interval that misses a third of the time fails the basic prerequisite. A one-line conformal interval is more honest about its uncertainty than the neural baseline, on the neural baseline’s own evaluation suite. (NPTS reaches 0.95 coverage almost by construction — it samples the whole empirical history, giving wide, near-unconditional intervals that are well calibrated but not sharp, which is why it is near-last on CRPS rank.)

Figure 3: Empirical 95% coverage, multi-step seasonal regime (target 0.95, dashed). DeepNPTS (red), the only trained method, is the worst calibrated at 0.66; the trivial conformal floors (orange) sit at 0.84–0.85.

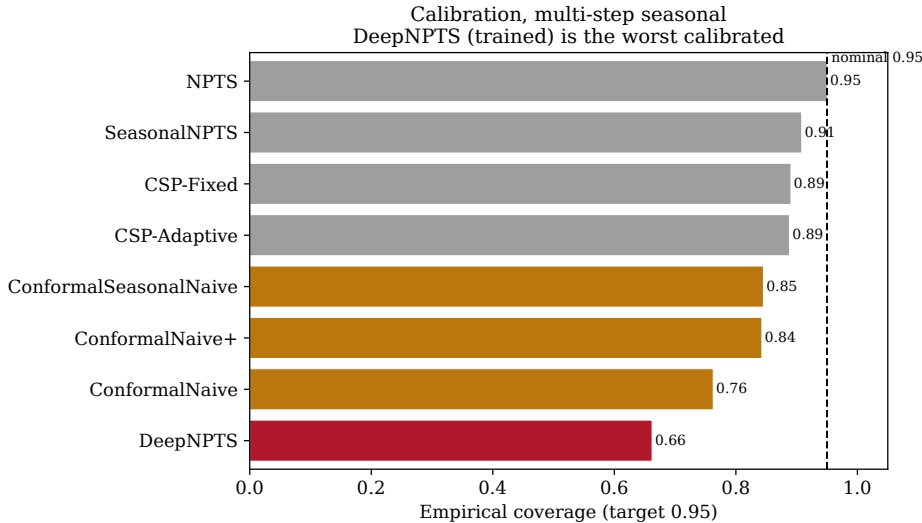


Table 3 gives the per-window paired Wilcoxon tests of our three methods against the key comparators. ConformalNaive+ significantly beats NPTS (64% of windows, $p \approx 0$) and edges the matched DeepNPTS rerun (51%, $p = 7 \times 10^{-3}$); ConformalSeasonalNaive beats NPTS and ties DeepNPTS; both lose to CSP; the random-walk floor loses to all.

Table 3: Per-window paired Wilcoxon, multi-step seasonal. Each cell: % of windows our method beats the comparator on CRPS / one-sided p that our method is better (n.s. = $p > 0.05$).

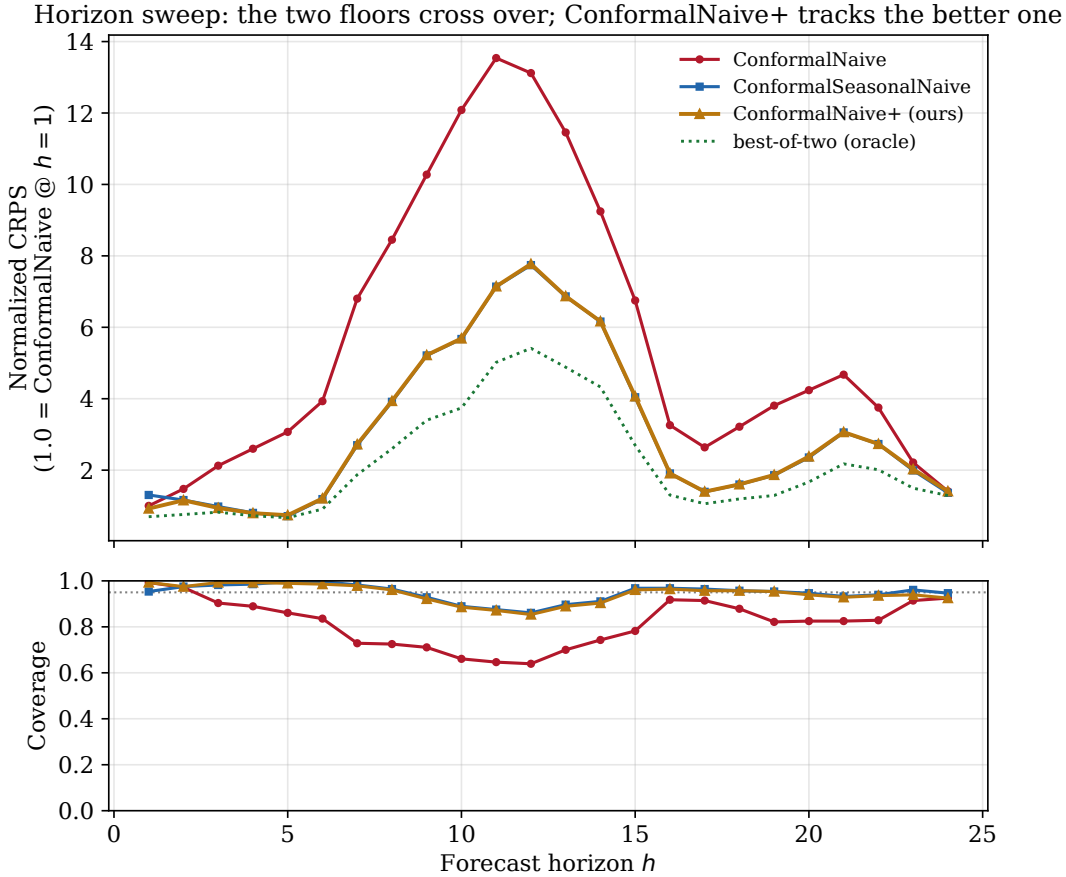
Our method	NPTS	DeepNPTS	CSP-Adaptive
ConformalNaive	33%/n.s.	32%/n.s.	24%/n.s.
ConformalSeasonalNaive	62%/6e-14	49%/n.s.	29%/n.s.
ConformalNaive+	64%/ ≈ 0	51%/7e-3	32%/n.s.

5.3 The horizon crossover and ConformalNaive+

Why is the random-walk floor first at one step and last at 24? Figure 4 sweeps the horizon on the four hourly datasets. The two floors cross over at $h \approx 2-3$: ConformalNaive is best at $h = 1$ but its error balloons mid-cycle (the phase where the last value is most stale) and its coverage collapses from 0.99 to 0.64, while ConformalSeasonalNaive holds near-nominal coverage throughout. ConformalNaive+ (Algorithm 1) tracks the lower of the two at every horizon and

— because it routes stale horizons to the seasonal branch — restores coverage to 0.85–0.99 across the whole horizon. It does not reach the per-window oracle envelope (best-of-two), since it selects per horizon rather than per window. Closing that gap is future work: a per-series rule (applying the same in-sample error test on each series’ own history), an online per-window selector that tracks each floor’s recent interval score, or a soft blend weighted by recent error would all approach the oracle while staying training-free — at the cost of the one-line simplicity that motivates ConformalNaive+.

Figure 4: Horizon sweep (four hourly datasets, $H = 24$). *Top*: CRPS normalized to ConformalNaive at $h = 1$. The floors cross over at $h \approx 2$ –3; ConformalNaive+ (gold) tracks the better floor; the dotted line is the per-window oracle envelope. *Bottom*: coverage. ConformalNaive (red) collapses mid-horizon; ConformalNaive+ and the seasonal floor stay near nominal.



6 What Works, What Does Not, and Where

The results assemble into a compact regime map. At short horizons the random-walk floor is near the top of the field — beating the NPTS family and CSP and beaten only by the adaptive-online methods (by a bounded relative margin) — and the seasonal floor is weak. At multi-step seasonal horizons the picture inverts: the random-walk floor is last, the seasonal floor is mid-pack, and the seasonal pool (CSP) wins. The two floors are mirror images, and ConformalNaive+ unifies them with a one-line rule. The practitioner decision rule follows directly: at horizon ≈ 1 , report and use ConformalNaive; at multi-step seasonal horizons, report ConformalSeasonalNaive as the floor but expect CSP to win; if unsure, use ConformalNaive+. In every case, the matching floor is the baseline a learned method must clear before its gains are credible. The calibration result cuts across the map and is independent of the accuracy

ranking: DeepNPTS — the only trained method we test — is the worst-calibrated of all eight methods on the multi-step seasonal suite (its own home regime), covering the truth only 66% of the time at a nominal 95% against 84–85% for the trivial floors.

7 Limitations and Scope

Not a SOTA claim. We do not claim a new best forecaster. In the multi-step seasonal regime the floors lose to CSP and only match DeepNPTS; that boundary is reported, not hidden. The win over CSP at one step (71%) is CSP evaluated outside its multi-step seasonal design regime — CSP is top of its own six-dataset suite (Table 2), and the one-step result is not evidence against CSP but against omitting the floor.

Two corpora. The regime map is read across two benchmarks (the 2,217-series one-step corpus and the six-dataset multi-step suite) rather than one factorial design; the horizon sweep (Section 5.3) partly closes this by varying the horizon within one suite.

Construction. The floors treat horizons independently within a predictive sample, so columns are not coherent trajectories; the one-step interval does not widen with h (which is precisely the failure ConformalNaive+ routes around); and residual exchangeability holds only approximately under dependence, so coverage is empirical, not guaranteed.

Comparator scope and protocol. All comparators run at default settings in one shared pipeline; we neither tuned them per dataset nor reimplemented them. The result should therefore be read as “these methods, at standard settings, do not clear the floor at one step,” not as a statement about their best-tuned performance. The DeepNPTS calibration result is for the audited configuration of the companion CSP study (Appendix A) and characterises that configuration, not a fully re-tuned DeepNPTS.

Application scope. The study is univariate and covers short-horizon online and multi-step seasonal forecasting. It does not address covariates, hierarchical or intermittent demand, multivariate trajectories, cold-start series, or long-horizon non-seasonal forecasting, where the floor’s standing is untested; the title’s “mandatory baseline” claim is intended for the probabilistic time-series settings studied here.

Scores and robustness, left to future work. The floors use a symmetric absolute-residual score; asymmetric or scale-robust (MAD-studentised) variants may fit skewed or heteroskedastic series better. We did not sweep α , train/test lengths, or updating vs. rolling residual pools, and we did not include classical distributional baselines (ETS/ARIMA with bootstrapped residuals) or additional neural comparators such as Temporal Fusion Transformers in the multi-step regime; these are natural extensions. ConformalNaive+ uses the median in-sample error for outlier-robustness; mean-based, rolling, or per-series selection variants are untested and could narrow the gap to the per-window oracle.

8 Conclusion

A last-value point forecast wrapped in a finite-sample split-conformal residual quantile — no parameters, no training — beats the published CSP method and the entire NPTS family on

2,217 real series at one step ahead, matches the simpler learned conformal predictors and is beaten only by shift-tracking methods, and is better calibrated than a trained neural forecaster on that forecaster’s own datasets. It is not state of the art: at multi-step seasonal horizons it is the weakest method, and the seasonal pool (CSP) wins. The contribution is therefore one of benchmarking discipline rather than a leaderboard: this floor, and its seasonal and horizon-adaptive variants, must be reported whenever a learned probabilistic forecaster claims gains, and probabilistic-forecasting benchmarks should report empirical coverage at the nominal level alongside any sharpness score. The methods that clear the floor are specifically the adaptive, shift-tracking conformal predictors (leading by 9–33% relative Winkler), and even they do so only at the short horizons where the floor is designed to be strong.

Acknowledgments

The author thanks the maintainers of the GluonTS, Monash, and LOTSA resources for the public datasets used in this benchmark.

Data and code availability. The manuscript source, the analysis scripts, and the full per-series and per-window result tables underlying every figure and table in this paper are archived at Zenodo: <https://doi.org/10.5281/zenodo.20594485>.

A Method and Protocol Details

Floors. ConformalNaive: point y_T , scores $|y_t - y_{t-1}|$, split-conformal quantile at $\alpha = 0.05$. ConformalSeasonalNaive: point y_{T+h-m} , scores $|y_t - y_{t-m}|$. ConformalNaive+: Algorithm 1; the per-horizon selection uses median in-sample h -step persistence error vs. median seasonal-lag error.

Regime 1 protocol. One-step-ahead online with batched residual updates, $T_{\text{train}} = 800$, $T_{\text{test}} = 300$; Winkler score (lower is better); the per-series win rate is invariant to scale, so no normalization is applied; 2,217 series across nine sources (full manifest in Appendix B, Table 4).

Regime 2 protocol. Rolling-origin, $H \in \{24, 30\}$, $B = 100$, $\alpha = 0.05$, seed 0, 380 records/method; CRPS and empirical coverage; paired against the audited comparators of the companion CSP study, including a protocol-matched DeepNPTS rerun (50 epochs, 200 inference samples, CPU).

B Dataset Manifest (One-Step Corpus)

Table 4 lists the 2,217 retained series of the one-step corpus by source, with the seasonal periods present in each. All series come from public archives; seasonal periods are taken from dataset metadata. Series shorter than $T_{\text{train}} + T_{\text{test}} = 1,100$ observations (plus lag context) are excluded (156 of 2,373 candidates).

C Full One-Step Head-to-Head

Table 5 reports both floors against all 19 comparators on the 2,217-series one-step corpus: per-series win rate and one-sided paired Wilcoxon p (that the floor is better).

Table 4: One-step corpus by source: retained series and the seasonal periods m present. Total 2,217 series.

Source	Series	Seasonal periods m
traffic-LTSF	862	24
LOTSAs	440	7, 52, 96, 144, 288
electricity-LTSF	321	24
Monash archive	272	1, 7, 12, 24, 48, 52, 144
METR-LA	207	288
BOOM	50	24, 48, 288, 1440, 8640
tier-A (mixed)	36	7, 24, 96
weather-LTSF	21	144
nips/probts	8	7
Total	2,217	

Table 5: Full one-step head-to-head over 2,217 series. CN = ConformalNaive, CSN = ConformalSeasonalNaive. Win % is the share of series on which the floor has the lower Winkler score; p is the one-sided paired Wilcoxon p -value that the floor is better.

Comparator	CN win %	CN med. rel. ΔW (%)	CSN win %	CSN med. rel. ΔW (%)
SeasonalNaiveInterval	91.9	-36.0	54.6	-0.1
NaiveInterval	90.3	-42.2	52.3	-2.7
NPTS_mild	85.7	-32.7	39.1	+12.9
NPTS_strong	72.7	-21.7	25.7	+38.2
CSP	71.3	-25.9	29.1	+21.8
SeasonalNPTS	63.9	-20.4	27.9	+27.8
NaiveDiffInterval	48.8	+0.0	7.2	+56.3
QR	48.0	+2.4	8.8	+71.7
RCI	47.0	+1.7	12.5	+58.6
CQR	44.1	+9.4	6.1	+78.4
KOWCPI	41.2	+5.3	3.2	+62.7
NexCP	39.1	+6.4	6.9	+69.0
EnbPI	38.5	+6.1	3.6	+60.9
ACI	33.2	+9.5	3.4	+69.3
QEns	33.0	+15.4	3.0	+78.1
WeightedConformal	29.6	+12.0	6.0	+77.3
EnsCQR	27.9	+32.9	6.0	+105.4
AgACI	26.3	+13.1	2.8	+77.6
SPCI	24.4	+29.0	2.1	+117.6

D Per-Source Robustness (One-Step)

Table 6 reports ConformalNaive’s win rate against the key comparators within each of the nine sources, showing the headline is not driven by any single corpus: ConformalNaive beats CSP on 7/9 sources and NPTS on 7/9, and is beaten by SPCI on 7/9 (consistent with the aggregate).

Table 6: One-step win rate (%) of ConformalNaive by source against key comparators. Bottom row is the pooled corpus.

Source	Series	vs CSP	vs NPTS_strong	vs SeasonalNPTS	vs SPCI
traffic-LTSF	862	58	81	37	4
LOTSAs	440	87	63	82	33
electricity-LTSF	321	81	94	85	43
Monash	272	65	68	68	16
METR-LA	207	87	41	93	71
BOOM	50	46	20	52	16
tier-A	36	83	86	78	56
weather-LTSF	21	95	86	95	0
nips/probts	8	100	100	100	100
All	2217	71	73	64	24

E Per-Dataset Multi-Step Breakdown

Table 7 gives per-dataset mean CRPS rank (of eight methods) in the multi-step seasonal regime, behind the aggregate of Table 2.

Table 7: Per-dataset mean CRPS rank (of 8) on the six-dataset multi-step suite. Lower is better; our methods in bold.

Method	elect	excha	solar	taxi	traff	wikip	Mean
CSP-Adaptive	3.7	2.7	3.6	4.4	2.8	3.8	3.49
SeasonalNPTS	2.5	5.6	3.9	4.0	3.2	4.8	4.00
DeepNPTS	4.7	5.4	4.1	3.8	5.7	3.0	4.46
ConformalNaive+	4.1	4.6	4.8	5.1	4.0	5.1	4.61
ConformalSeasonalNaive	4.3	4.6	4.4	5.9	4.0	5.2	4.74
ConformalNaive	6.9	4.3	5.9	4.9	7.2	5.2	5.74

References

Alexander Alexandrov, Konstantinos Benidis, Michael Bohlke-Schneider, Valentin Flunkert, Jan Gasthaus, Tim Januschowski, Danielle C. Maddix, Syama Sundar Rangapuram, David Salinas, Jasper Schulz, Lorenzo Stella, Ali Caner Turkmen, and Yuyang Wang. GluonTS: Probabilistic and neural time series modeling in Python. *Journal of Machine Learning Research*, 21(116):1–6, 2020. URL <http://jmlr.org/papers/v21/19-820.html>.

Rina Foygel Barber and Ashwin Pananjady. Predictive inference for time series: Why is split

- conformal effective despite temporal dependence?, 2025. URL <https://arxiv.org/abs/2510.02471>.
- Rina Foygel Barber, Emmanuel J. Candès, Aaditya Ramdas, and Ryan J. Tibshirani. Conformal prediction beyond exchangeability. *The Annals of Statistics*, 51(2):816–845, 2023.
- Cristian Challu, Kin G. Olivares, Boris N. Oreshkin, Federico Garza, Max Mergenthaler-Canseco, and Artur Dubrawski. N-HiTS: Neural hierarchical interpolation for time series forecasting. In *Proceedings of the AAAI Conference on Artificial Intelligence*, volume 37, pages 6989–6997, 2023. doi: 10.1609/aaai.v37i6.25854. URL <https://doi.org/10.1609/aaai.v37i6.25854>.
- Isaac Gibbs and Emmanuel J. Candès. Adaptive conformal inference under distribution shift, 2021. URL <https://arxiv.org/abs/2106.00170>.
- Tilmann Gneiting and Matthias Katzfuss. Probabilistic forecasting. *Annual Review of Statistics and Its Application*, 1:125–151, 2014. doi: 10.1146/annurev-statistics-062713-085831. URL <https://doi.org/10.1146/annurev-statistics-062713-085831>.
- Tilmann Gneiting and Adrian E. Raftery. Strictly proper scoring rules, prediction, and estimation. *Journal of the American Statistical Association*, 102(477):359–378, 2007. doi: 10.1198/016214506000001437. URL <https://doi.org/10.1198/016214506000001437>.
- Tilmann Gneiting, Fadoua Balabdaoui, and Adrian E. Raftery. Probabilistic forecasts, calibration and sharpness. *Journal of the Royal Statistical Society: Series B (Statistical Methodology)*, 69(2):243–268, 2007. doi: 10.1111/j.1467-9868.2007.00587.x. URL <https://doi.org/10.1111/j.1467-9868.2007.00587.x>.
- Rakshitha Godahewa, Christoph Bergmeir, Geoffrey I. Webb, Rob J. Hyndman, and Pablo Montero-Manso. Monash time series forecasting archive, 2021. URL <https://arxiv.org/abs/2105.06643>.
- Hans Hersbach. Decomposition of the continuous ranked probability score for ensemble prediction systems. *Weather and Forecasting*, 15(5):559–570, 2000. doi: 10.1175/1520-0434(2000)015<0559:DOTCRP>2.0.CO;2. URL [https://doi.org/10.1175/1520-0434\(2000\)015<0559:DOTCRP>2.0.CO;2](https://doi.org/10.1175/1520-0434(2000)015<0559:DOTCRP>2.0.CO;2).
- Rob J. Hyndman and George Athanasopoulos. *Forecasting: Principles and Practice*. OTexts, Melbourne, Australia, 3rd edition, 2021. URL <https://otexts.com/fpp3/>.
- Jing Lei, Max G’Sell, Alessandro Rinaldo, Ryan J. Tibshirani, and Larry Wasserman. Distribution-free predictive inference for regression. *Journal of the American Statistical Association*, 113(523):1094–1111, 2018. doi: 10.1080/01621459.2017.1307116. URL <https://doi.org/10.1080/01621459.2017.1307116>.
- Bryan Lim, Sercan Ö. Arik, Nicolas Loeff, and Tomas Pfister. Temporal fusion transformers for interpretable multi-horizon time series forecasting. *International Journal of Forecasting*, 37(4):1748–1764, 2021. doi: 10.1016/j.ijforecast.2021.03.012. URL <https://doi.org/10.1016/j.ijforecast.2021.03.012>.
- Spyros Makridakis and Michele Hibon. The M3-competition: Results, conclusions and implications. *International Journal of Forecasting*, 16(4):451–476, 2000.
- Spyros Makridakis, Evangelos Spiliotis, and Vassilios Assimakopoulos. The M4 competition: Results, findings, conclusion and way forward. *International Journal of Forecasting*, 34(4): 802–808, 2018. doi: 10.1016/j.ijforecast.2018.06.001. URL <https://doi.org/10.1016/j.ijforecast.2018.06.001>.

- Spyros Makridakis, Evangelos Spiliotis, and Vassilios Assimakopoulos. The M4 competition: 100,000 time series and 61 forecasting methods. *International Journal of Forecasting*, 36(1):54–74, 2020. doi: 10.1016/j.ijforecast.2019.04.014. URL <https://doi.org/10.1016/j.ijforecast.2019.04.014>.
- Spyros Makridakis, Evangelos Spiliotis, Vassilios Assimakopoulos, Zhi Chen, Anil Gaba, Iliya Tsetlin, and Robert L. Winkler. The M5 uncertainty competition: Results, findings and conclusions. *International Journal of Forecasting*, 38(4):1365–1385, 2022. doi: 10.1016/j.ijforecast.2021.10.009. URL <https://doi.org/10.1016/j.ijforecast.2021.10.009>.
- Valery Manokhin. Training-free probabilistic time-series forecasting with conformal seasonal pools, 2026. URL <https://arxiv.org/abs/2605.03789>.
- Roberto I. Oliveira, Paulo Orenstein, Thiago Ramos, and João Vitor Romano. Split conformal prediction and non-exchangeable data. *Journal of Machine Learning Research*, 25(225):1–38, 2024. URL <http://jmlr.org/papers/v25/23-1553.html>.
- Boris N. Oreshkin, Dmitri Carпов, Nicolas Chapados, and Yoshua Bengio. N-BEATS: Neural basis expansion analysis for interpretable time series forecasting. In *International Conference on Learning Representations*, 2020. URL <https://openreview.net/forum?id=r1ecqn4YwB>.
- Harris Papadopoulos, Kostas Proedrou, Vladimir Vovk, and Alex Gammerman. Inductive confidence machines for regression. In *Machine Learning: ECML 2002*, volume 2430 of *Lecture Notes in Computer Science*, pages 345–356. Springer, 2002. doi: 10.1007/3-540-36755-1_29. URL https://doi.org/10.1007/3-540-36755-1_29.
- Syama Sundar Rangapuram, Jan Gasthaus, Lorenzo Stella, Valentin Flunkert, David Salinas, Yuyang Wang, and Tim Januschowski. Deep non-parametric time series forecaster, 2023. URL <https://arxiv.org/abs/2312.14657>.
- Yaniv Romano, Evan Patterson, and Emmanuel J. Candès. Conformalized quantile regression. In *Advances in Neural Information Processing Systems*, volume 32, 2019. URL <https://papers.nips.cc/paper/2019/hash/5103c3584b063c431bd1268e9b5e76fb-Abstract.html>.
- Glenn Shafer and Vladimir Vovk. A tutorial on conformal prediction. *Journal of Machine Learning Research*, 9:371–421, 2008. URL <http://jmlr.org/papers/v9/shafer08a.html>.
- Vladimir Vovk, Alex Gammerman, and Glenn Shafer. *Algorithmic Learning in a Random World*. Springer, 2005. doi: 10.1007/b106715. URL <https://doi.org/10.1007/b106715>.
- Gerald Woo, Chenghao Liu, Akshat Kumar, Caiming Xiong, Silvio Savarese, and Doyen Sahoo. Unified training of universal time series forecasting transformers. In *Proceedings of the 41st International Conference on Machine Learning (ICML)*, volume 235 of *Proceedings of Machine Learning Research*, pages 53140–53164. PMLR, 2024.
- Chen Xu and Yao Xie. Conformal prediction interval for dynamic time-series. In *Proceedings of the 38th International Conference on Machine Learning*, volume 139 of *Proceedings of Machine Learning Research*, pages 11559–11569. PMLR, 2021. URL <https://proceedings.mlr.press/v139/xu21h.html>.
- Chen Xu and Yao Xie. Conformal prediction for time series. *IEEE Transactions on Pattern Analysis and Machine Intelligence*, 45(10):11575–11587, 2023a. doi: 10.1109/TPAMI.2023.3272339. URL <https://doi.org/10.1109/TPAMI.2023.3272339>.

- Chen Xu and Yao Xie. Sequential predictive conformal inference for time series. In *Proceedings of the 40th International Conference on Machine Learning (ICML)*, volume 202 of *Proceedings of Machine Learning Research*, pages 38707–38727. PMLR, 2023b. URL <https://proceedings.mlr.press/v202/xu23r.html>.
- Margaux Zaffran, Olivier Féron, Yannig Goude, Julie Josse, and Aymeric Dieuleveut. Adaptive conformal predictions for time series. In *Proceedings of the 39th International Conference on Machine Learning (ICML)*, volume 162 of *Proceedings of Machine Learning Research*, pages 25834–25866. PMLR, 2022.
- Ailing Zeng, Muxi Chen, Lei Zhang, and Qiang Xu. Are transformers effective for time series forecasting? In *Proceedings of the AAAI Conference on Artificial Intelligence*, volume 37, pages 11121–11128, 2023. doi: 10.1609/aaai.v37i9.26317.