
Decoy-Calibrated Failure Audits for Language Models

Vyzantinos Repantis
Meta Platforms

Ameya Gawde
Meta Platforms

Harshvardhan Singh
Meta Platforms

Abstract

Useful audits reveal not only how often a model fails, but also where its failures concentrate. An auditor may test many candidate explanations: long inputs, indirect questions, distracting evidence, or combinations of these factors. The risk is selection. The largest observed effect may reflect a real failure mode, or it may simply be the best result among many tried.

We introduce JANUS, a procedure for deciding when a proposed error explanation is credible enough to report. The goal is not to generate new explanations, but to decide which ones hold up. The auditor starts with a fixed model, a labeled evaluation set, and a frozen list of candidate explanations, which we call *descriptors*. JANUS scores each descriptor by its error-rate lift, then compares real descriptors with fake ones that have the same frequencies but are randomly assigned to examples. A descriptor is confirmed only if it beats this decoy floor on the data used for discovery and then repeats on separate held-out data.

In a controlled audit of multi-table lookup tasks, JANUS identifies the planted failure, confirming long-chain descriptors and their interactions. The LLM often stops partway through the lookup chain instead of reaching the final answer. On two public benchmarks, MuSiQue and LongBench v2, the SliceLine baseline flags plausible high-error pockets, but JANUS confirms none of them. Ablations show why both safeguards matter. On LongBench v2, an uncalibrated fixed threshold reports 20 descriptors, the decoy floor leaves one, and the hold-out check rejects the last one after its lift shrinks from 0.36 to 0.05. The resulting principle separates proposing explanations from reporting them. Candidates may come from any source, but only those that beat decoys and replicate on fresh data become audit findings.

1 Introduction

Consider a controlled audit with 160 multi-table lookup tasks. The LLM answers 102 correctly and misses 58. This accuracy number establishes that errors occurred, but not where they concentrate.

One candidate explanation is `long_chain`: reaching the answer requires chaining several lookups across linked tables, rather than a single direct lookup. Errors are much more common on examples with this property. Yet the audit also includes indirect questions, late evidence, distractor collisions, flattened formatting, and interactions among these factors. A large observed lift is, therefore, not sufficient on its own: it may reflect a real failure mode, or it may be the most favorable result among the candidates examined.

This is the reporting problem we study. Model audits rarely stop at accuracy. Once errors are observed, auditors want to know where they concentrate and which explanations are credible enough to report. Slice-discovery methods search large spaces of subgroups and return coherent, interpretable error slices (Chung et al., 2019; Sagadeeva & Boehm, 2021; Eyuboglu et al., 2022; d’Eon et al., 2022; Wang et al., 2023; Yu et al., 2026). LLM-assisted debugging broadens the search by proposing natural-language hypotheses (Ghosh

et al., 2025; Chen et al., 2025). But a wide search makes reporting harder. An explanation found after many tries must be checked more carefully than one named in advance.

JANUS makes this check concrete with fake competitors. It begins with a frozen library of *descriptors*: interpretable true/false properties of an example, such as `long_chain`. Each descriptor is scored by error-rate lift. JANUS then scores fake descriptors in the same way, using them to define an empirical decoy floor. A descriptor becomes an audit finding only if it clears that floor during discovery and repeats on held-out data.

This separation is intentional. Candidate descriptors may come from domain knowledge, slice-mining systems, or LLM-assisted debugging. JANUS does not generate explanations. It decides which proposed explanations are credible enough to report.

Contributions. First, we formulate the reporting problem for model failure audits, the task of deciding which of many candidate descriptors to report. Second, we introduce JANUS, a decoy-calibrated procedure that compares descriptor lift with fake descriptors of the same frequency and requires replication on held-out data. Third, we evaluate JANUS on one controlled audit and two public benchmarks, showing that it recovers a planted long-chain failure while refusing plausible but unconfirmed findings on MuSiQue and LongBench v2.

2 Setting and procedure

Figure 1 defines the terms used in the method.

Descriptor. A true/false property of an example, such as `long_chain`.

Slice. The subset of examples where a descriptor is true.

Lift. The error rate inside the slice minus the error rate outside the slice.

Decoy. A fake descriptor with the same number of true values as a real one, but randomly assigned to examples.

Discovery. The split on which descriptors are scored against decoys.

Holdout. The fresh split on which discovery survivors are checked.

Discovery survivor. A descriptor that clears the decoy floor on the discovery split, before the holdout check.

Support. The number of examples in a slice.

Prevalence. The fraction of examples where the descriptor is true.

FDP. False-discovery proportion, the estimated fraction of discovery survivors that may not be genuine.

Figure 1: JANUS terms at a glance.

JANUS compares all descriptors, such as `long_chain`, with decoys, fake descriptors that apply to the same number of examples but are assigned to examples at random. Only descriptors that clear this decoy floor on discovery data are evaluated on the holdout split.

Formally, the audit records an error indicator for each example. Let f be a fixed model and let $\{(x_i, y_i)\}_{i=1}^n$ be a labeled evaluation set of n examples, where x_i is the input and y_i is the ground-truth label. We define

$$e_i = \mathbf{1}[f(x_i) \neq y_i],$$

so $e_i = 1$ when the model is wrong, and $e_i = 0$ otherwise. In our experiments, this binary correctness indicator is the audit outcome. More generally, the procedure only requires a per-example audit outcome, so regression or graded tasks can use a bounded loss or a thresholded error event.

A *descriptor* is an interpretable yes/no property of an example, such as `long_chain`, `answer_para_late`, `support_nonadjacent`, or `difficulty=hard`. The candidate library $\mathcal{G} = \{g_1, \dots, g_L\}$ is a set of L de-

scriptors, fixed before the discovery split is scored. Numeric metadata can be converted into thresholded descriptors, and categorical metadata into one descriptor per category.

We only evaluate descriptors with enough data on both sides of the comparison. A descriptor must be true often enough to estimate the slice error rate, and false often enough to estimate the complement error rate. We enforce this requirement with minimum support on each side and a *prevalence window*, such as 10–90%. A descriptor’s prevalence is the fraction of examples where it is true, so the window excludes descriptors that are true for almost none or almost all examples.

For a descriptor g , the discovery lift is

$$\text{lift}(g) = \text{err}_{\text{dis}}(g = 1) - \text{err}_{\text{dis}}(g = 0),$$

where $\text{err}_{\text{dis}}(g = 1)$ is the error rate among discovery examples where g is true, and $\text{err}_{\text{dis}}(g = 0)$ is the error rate among discovery examples where g is false. Positive lift means the descriptor marks examples with higher error, and negative lift means it marks examples with lower error. We rank descriptors by $|\text{lift}(g)|$.

2.1 Decoys

A decoy is a fake descriptor scored in the same way as a real one. To construct one, JANUS takes a real descriptor that already clears the support and prevalence filters and permutes its true/false values across the discovery examples. If a real descriptor such as `indirect_query` is true for 30% of the examples, its decoy is also true for 30%, but on randomly chosen examples (Figure 2). The decoy, therefore, preserves the descriptor’s prevalence but removes its intended connection to the model’s errors.

The decoys then answer a simple calibration question. Under the same sample size, prevalence limits, and scoring rule, how large can a fake descriptor look? We use $K = 100$ decoys for the MuSiQue and LongBench v2 main audits and $K = 200$ for the controlled-docs audit and the JANUS-lite ablation. Other decoy constructions are possible, such as hash-based controls or knockoffs.

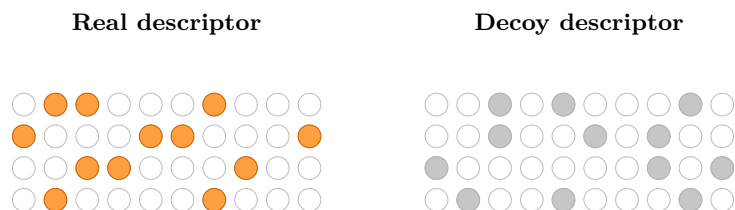


Figure 2: **A decoy preserves prevalence but breaks association.** A real descriptor, here `indirect_query`, marks the examples where a proposed explanation is true. A decoy marks the same number of examples, but chooses them at random. Because real and decoy descriptors are scored for lift the same way, the decoys show how large an apparent error concentration can arise from prevalence and chance alone.

The decoys are a practical calibration device, not a proof that real and fake descriptors behave identically under the null. They preserve prevalence, but not all relationships among descriptors. For example, if `long_chain` and `indirect_query` often co-occur, permuting one descriptor at a time breaks that dependence. The decoy floor should, therefore, be read narrowly: it calibrates individual-descriptor lift under the same support and prevalence constraints, but it is not a complete null model for correlated metadata.

When descriptor correlation is central to an audit, the decoys can be made more structured, for example, by permuting related descriptors together or by resampling descriptors conditional on a feature model.

2.2 Procedure A: setting the decoy floor

For any lift threshold τ , let $R(\tau)$ be the number of real descriptors whose discovery lift has magnitude at least τ , and let $D(\tau)$ be the corresponding number of decoys:

$$R(\tau) = \#\{g \in \mathcal{G} : |\text{lift}(g)| \geq \tau\}, \quad D(\tau) = \#\{d \in \mathcal{D} : |\text{lift}(d)| \geq \tau\}.$$

Here, $L = |\mathcal{G}|$ is the number of real descriptors and $K = |\mathcal{D}|$ is the number of decoys. At threshold τ , Procedure A estimates the false-discovery proportion by

$$\widehat{\text{FDP}}(\tau) = \frac{(L/K)D(\tau)}{\max(1, R(\tau))}.$$

The hat indicates that $\widehat{\text{FDP}}(\tau)$ is an estimate, not the unknown true false-discovery proportion.

The ratio has a direct interpretation. At threshold τ , $R(\tau)$ counts how many real descriptors would survive, and $D(\tau)$ counts how many decoys would survive. If many decoys clear the same threshold, the threshold is not very selective, since fake descriptors can achieve comparable lift under the same scoring rule.

Because the decoy library may not have the same size as the real descriptor library, the factor L/K rescales the decoy count to the real-library scale. The numerator $(L/K)D(\tau)$ is, therefore, an estimate of how many real survivors could be attributed to decoy-level chance effects. Dividing by $\max(1, R(\tau))$ converts this count into an estimated false-discovery proportion. The maximum only avoids division by zero when no real descriptor survives.

Given this estimate, Procedure A scans candidate thresholds and chooses the most permissive one whose estimated FDP is at most q . In our main experiments below, we use $q = 0.10$.

Procedure A should be read as an empirical decoy screen, not as a finite-sample false discovery rate (FDR) guarantee. Its role is to decide which descriptors are strong enough to pass from discovery to holdout. The final reported object is not the discovery survivor set, but the set confirmed on the holdout.

Why not formal FDR control? Formal FDR procedures require structure that this audit does not assume. Benjamini–Hochberg requires valid p -values for a fixed hypothesis family (Benjamini & Hochberg, 1995). Knockoff filters require valid knockoff statistics (Barber & Candès, 2015; Candès et al., 2018). Finite-sample target-decoy rules require the decoy and real statistics to be exchangeable under the null, which our single-descriptor permutation does not ensure. In our setting, candidate descriptors may come from heterogeneous sources, including metadata thresholds, slice-mining systems, or LLM-assisted hypothesis generation. The natural audit statistic is lift, not a parametric p -value.

JANUS, therefore, uses decoys as an empirical calibration device, estimating the lift that fake descriptors can attain under the same sample size, support constraints, prevalence constraints, and scoring rule. This screen does not certify the discovery survivors as an FDR-controlled set. Instead, it filters candidates for a separate holdout gate, where each survivor must replicate on fresh examples. We use the target-decoy ratio above for this screen.¹

2.3 Holdout confirmation

After discovery, the survivor set is fixed. On the holdout split, we recompute each survivor’s lift. A survivor is confirmed if it still has sufficient support, its absolute holdout lift exceeds a pre-specified minimum (we use $|\text{lift}_{\text{hd}}| \geq 0.10$ unless otherwise stated), and its lift has the same sign as in discovery. The rule is intentionally conservative. An explanation selected on one split must retain its direction and strength on another.

¹A more conservative variant of this ratio would add one to the estimated false-discovery count in the numerator, using $(1 + (L/K)D(\tau))/\max(1, R(\tau))$ rather than $(L/K)D(\tau)/\max(1, R(\tau))$. We omit this correction because it is too stringent for the small descriptor libraries here. At $q = 0.10$, if no decoy survives, the corrected ratio is $1/R(\tau)$, so at least ten real survivors would be needed to pass.

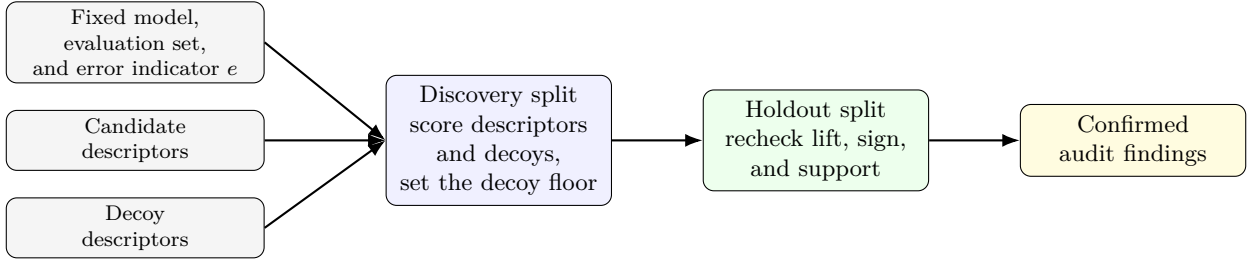


Figure 3: **Janus separates discovery from reporting.** Candidate descriptors and decoys are scored on the discovery split. Descriptors that clear the decoy floor are reevaluated on holdout data, and only descriptors that replicate on holdout data are reported.

3 Experiments

The experiments test two properties of the reporting rule. First, when a genuine and interpretable failure mode is present, JANUS should recover it. Second, when plausible explanations do not survive calibration and replication, JANUS should return no findings. We, therefore, use one controlled audit with planted structure and two public benchmarks where plausible metadata descriptors are available but not assumed to be valid explanations.

All three audits use the same evaluated model, Claude Haiku 4.5 (API identifier `claude-haiku-4-5-20251001`), with constrained short-answer or multiple-choice outputs. Descriptors are computed from document and query metadata, not from model internals. We report only the descriptors confirmed on the holdout.

3.1 Controlled document packets: planted structure

The controlled audit asks the model to find a renewal code in a synthetic operations packet. Every example contains all facts needed to answer. Each packet consists of relational tables linked by shared keys: a **STAFF DIRECTORY** (badge, name, division), an **ASSIGNMENT LEDGER** (name, division, project), and one or more registries mapping projects to renewal codes. Answering requires following a key chain across tables.

The audit serves as a recovery check. Each example is built by turning five interpretable properties on or off, namely whether the answer requires a long key chain across tables, whether the query is indirect, whether distractor collisions are present, whether the target rows occur late, and whether the formatting is flattened. These five properties are the base descriptors for the audit.

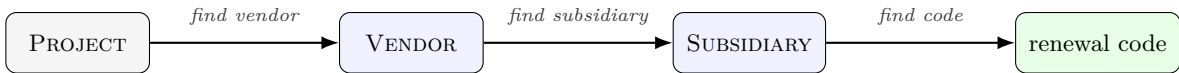


Figure 4: **The long key chain, where the model tends to stop early.** The figure shows the lookup path when `long_chain` is true. In the short-chain condition the project resolves to its renewal code in a single registry lookup. When `long_chain` is true, that step stretches into the three hops above, `project` \rightarrow `vendor` \rightarrow `subsidiary` \rightarrow `renewal code`. Errors cluster where the model returns an intermediate key, a vendor or subsidiary id, instead of the final renewal code.

The descriptor library also includes selected interactions among these properties, such as `long_x_indirect` and `hard_join_combo`. Thus, JANUS is not evaluating a single proposed explanation in isolation. It receives a small family of plausible explanations and must decide which ones are strong enough to report.

Because the data are generated with a planted long-chain difficulty, a successful reporting rule should recover the long-chain family without turning every high-error slice into an audit finding. A fully worked example, including the tables and lookup path, is provided in Appendix A.

Two of the five base descriptors shape the lookup path directly, namely whether the query is indirect and whether the answer requires a long chain. A direct query gives the project outright. An indirect query gives a staff badge that the model must first resolve to a project (badge \rightarrow name/division \rightarrow project).

The project-to-code mapping is also either short or long. In the short-chain condition, the answer requires a single registry lookup (project \rightarrow renewal code). When `long_chain` is true, this direct lookup is replaced by a longer path through crosswalk tables (project \rightarrow vendor \rightarrow subsidiary \rightarrow renewal code), as illustrated in Figure 4. The renewal code is a short alphanumeric token, such as `QX-4827`, and answers are scored by exact match, so correctness is objective.

Three of the five base descriptors vary the packet without changing the lookup path. Collision distractors insert rows that share the target’s name or a look-alike name, so matching by name or division alone is ambiguous. Target-late placement moves the rows holding the needed facts to the end of their tables. Flat formatting concatenates the tables into running text rather than separated, labeled blocks.

The model answers 102 of 160 examples correctly. The aggregate error rate shows that the task is difficult, but the descriptor analysis reveals where the errors concentrate. JANUS confirms six descriptors, shown in Table 1. The strongest main effect is `long_chain`. The error rate is 7.5% when the long chain is absent and 65% when it is present. Several interaction descriptors also confirm, indicating that the planted long-chain difficulty remains visible when combined with other task properties.

One confirmed descriptor, `target_late`, has negative lift. In this audit, examples with late target rows have lower error than those without. We do not interpret this as evidence that placing answer rows later improves accuracy in general. The finding is specific to this audit. It shows that `target_late` reliably separates examples with different error rates under this design, not that lateness itself is the cause. JANUS confirms stable associations, but causal interpretation requires additional evidence.

Table 1: Controlled document packets. JANUS confirms the planted long-chain failure family. On error and Off error are error rates on the full audit set with the descriptor on or off, and Full lift is their difference, rounded to two decimals. Disc. lift and Hold. lift are the discovery and holdout lifts, the quantities used for confirmation.

Descriptor	Meaning	On error	Off error	Full lift	Disc. lift	Hold. lift
<code>long_chain</code>	Long join across crosswalk tables	65.0%	7.5%	+0.58	+0.67	+0.48
<code>long_x_indirect</code>	Long chain with an indirect query	72.5%	24.2%	+0.48	+0.55	+0.42
<code>hard_join_combo</code>	Long chain, indirect query, and collisions	70.0%	31.4%	+0.39	+0.44	+0.34
<code>long_x_collision</code>	Long chain with colliding distractors	62.5%	27.5%	+0.35	+0.27	+0.42
<code>flat_x_long</code>	Long chain in flattened formatting	57.5%	29.2%	+0.28	+0.27	+0.30
<code>target_late</code>	Answer rows placed last in tables	22.5%	50.0%	-0.28	-0.25	-0.30

Qualitatively, many errors follow the same pattern. The model begins the key chain correctly but stops early, returning an intermediate vendor or subsidiary code instead of the final renewal code. The confirmed descriptors, therefore, point to a specific failure. The difficulty is not table reading in general, but completing a multi-table key chain. This pattern is expected by construction, since the long chain is the planted source of difficulty. The controlled audit is a positive control. Its value is that JANUS recovers the planted failure mode under its decoy and holdout rule, not that the failure mode was unknown.

3.2 Natural benchmarks: when plausible explanations do not hold up

The next two audits test restraint. In MuSiQue (Trivedi et al., 2022) and LongBench v2 (Bai et al., 2025), the available descriptors suggest plausible explanations of error, and slice search can find high-error

subgroups. The question is whether any of these explanations survives the same decoy calibration and holdout confirmation used in the controlled audit.

The candidate descriptors differ by benchmark. In MuSiQue, they include hop count, support-paragraph distance, whether supporting paragraphs are nonadjacent, answer position, distractor count, and question length. In LongBench v2, they include context size, question type, the similarity and context overlap among answer options, entity and number densities, and dataset metadata such as domain, subdomain, and difficulty.

MuSiQue illustrates the value of a reporting rule that can return no findings. The model is evaluated with all supporting context present and an objective answer criterion, answering 84 of 150 examples correctly. Some descriptors are too imbalanced to estimate reliably. For example, `support_nonadjacent` is true for 141 of 150 examples, leaving only nine examples in the off-slice group, so it is removed by the support and prevalence filter. The remaining descriptors, including hop-count and support-distance descriptors, do not beat the decoy floor. JANUS, therefore, reports no confirmed descriptors.

LongBench v2 shows the same restraint in a different setting. We evaluate 115 feasible examples, namely those that pass the scoring and formatting constraints described in Appendix C. The model answers 56 of 115 correctly. Slice-style baselines can find high-error pockets, but JANUS again reports no confirmed descriptor. This is a meaningful null, not a sign that the model’s errors are random. Among the descriptors we tested, none supported a reportable explanation after decoy calibration and holdout replication.

3.3 SliceLine finds hypotheses, Janus decides what is reportable

We compare with SliceLine as a representative slice-search baseline (Sagadeeva & Boehm, 2021). For each audit, SliceLine is given the same evaluated examples, error labels, and Boolean descriptor library used by JANUS. Unlike JANUS, SliceLine searches over conjunctions of those descriptors and returns high-error subgroups. It asks *which subgroup has high error?* JANUS asks *which proposed explanation survives calibration and replication?*

Table 2 summarizes this contrast across the three audits. SliceLine finds high-error subgroups in all three settings. JANUS reports only descriptors that pass both decoy calibration and holdout replication.

Table 2: Main audit summary. SliceLine returns the highest-error conjunctions it finds in the descriptor library. JANUS reports only descriptors that clear the decoy floor and replicate on holdout.

Audit	n	Error rate	SliceLine top-slice error	JANUS confirmed	Interpretation
Controlled docs	160	36%	88–95%	6	Planted long-chain family recovered.
MuSiQue	150	44%	55–57%	0	Plausible slices do not clear decoy floor.
LongBench v2	115	51%	85–93%	0	High-error pockets shrink or fail holdout.

In the controlled audit, SliceLine identifies the high-error region, with top slices such as `long_chain=1 AND target_late=0` (long chain present, answer rows not late). This is useful evidence that the planted failure creates a coherent error pocket. Its top slices, however, are conjunction-heavy and include complements such as `hard_join_combo=0` (the long, indirect, and collision combination absent) or `flat_format=0` (formatting not flattened), which are less direct as audit claims. JANUS reports the descriptor-level explanation: long-chain lookup and its interactions with other task properties such as indirect queries and collisions.

In MuSiQue and LongBench v2, SliceLine also returns high-error slices, while JANUS reports none. This difference is expected. Slice search can surface candidate explanations. Decoy calibration and holdout decide which of them are credible enough to become audit findings. Representative SliceLine outputs for all three audits are shown in Appendix B.

3.4 Why the decoy floor and holdout gate are both essential

Table 3 shows what happens when parts of the rule are removed. For this ablation, we use a simplified variant of JANUS, which we call JANUS-lite, so that the contribution of each safeguard is easy to see. JANUS-lite uses a fixed decoy floor. A descriptor must have discovery lift above the 95th percentile of decoy lifts, and must then replicate on the holdout split. In other words, it must beat almost every fake descriptor scored under the same rule.

We use this lighter rule because Procedure A folds the decoy comparison and the threshold choice into a single false-discovery estimate, which makes it hard to attribute a change to one safeguard. With a fixed floor, we can remove the decoy step or the holdout step separately, so each safeguard’s effect is visible on its own. The main results instead use Procedure A, which scans candidate thresholds and chooses the most permissive one whose estimated false-discovery proportion remains at or below the target level q .

The ablation separates the two safeguards. A fixed lift threshold can over-report because it ignores how large fake effects can become after the same search. The decoy floor adds this comparison with fake descriptors. The holdout gate then asks whether each survivor repeats on fresh examples.

Table 3: Ablation of safeguards. All variants use the same support and prevalence filter. “Fixed lift” reports descriptors with $|\text{lift}_{\text{dis}}| \geq 0.10$. “Decoy-only” keeps descriptors above the discovery decoy floor but skips holdout. “Full” adds the holdout gate. The last two columns track the decoy-only survivors’ mean absolute lift from discovery to holdout, showing winner’s-curse shrinkage. MuSiQue has no decoy-only survivors, so no average exists.

Audit	Candidates	Top-5	Fixed lift	Decoy-only	Full	Decoy-only survivors	
						Mean $ \text{lift}_{\text{dis}} $	Mean $ \text{lift}_{\text{hld}} $
Controlled docs	10	5	8	6	6	0.46	0.34
MuSiQue	7	5	1	0	0	n/a	n/a
LongBench v2	34	5	20	1	0	0.36	0.05

The controlled audit confirms that these safeguards do not erase real signal. All six decoy-surviving descriptors replicate. In MuSiQue, the decoy floor rejects weak natural patterns before holdout. On LongBench v2, the full sequence is visible. A fixed lift threshold reports 20 descriptors. The decoy floor leaves one. The holdout check rejects the last one after its lift shrinks from 0.36 to 0.05. This drop is the *winner’s curse*, a form of regression to the mean. When we select the most extreme descriptor among many noisy candidates, part of its apparent strength is luck specific to the discovery split, and the holdout check exposes this shrinkage. A genuine failure mode should keep substantial same-sign lift, whereas a lucky artifact should shrink toward zero.

4 Related work

The most relevant prior work falls into four groups. Slice-discovery methods search for high-error subgroups. Fairness-auditing methods test whether errors or performance disparities concentrate on subpopulations. Knockoff and target-decoy methods calibrate discoveries against manufactured competitors. Behavioral-testing work for NLP and LLMs creates, organizes, or expands targeted test cases. JANUS draws on all four lines, but its target is narrower. Given a fixed audit and a frozen library of proposed error descriptors, it decides which descriptors are credible enough to report.

Slice discovery. Slice-discovery methods search for subsets of examples on which a model performs poorly. SliceFinder introduced automated search over high-error feature conjunctions and used alpha-investing for false-discovery control during search (Chung et al., 2019). SliceLine made exact enumeration scalable with linear algebra and returns top- K high-error slices (Sagadeeva & Boehm, 2021). Later methods improve the coherence or semantics of discovered slices using learned representations. Domino uses cross-modal embeddings and an error-aware mixture model (Eyuboglu et al., 2022). Spotlight searches for high-error

regions in representation space (d’Eon et al., 2022). InfEmbed clusters influence embeddings (Wang et al., 2023). MCSD discovers error slices that are compact on the data manifold (Yu et al., 2026). Language- and attribute-driven systems such as LADDER and HiBug2 generate hypotheses or visual attributes before slice enumeration (Ghosh et al., 2025; Chen et al., 2025). These methods are natural sources of candidate descriptors. JANUS addresses the next question. Once candidates have been proposed and scored, which ones are credible enough to report as audit findings?

Fairness and subgroup auditing. Fairness auditing is statistically close to our setting because it also asks whether model errors or performance disparities concentrate on subpopulations. Cherian and Candès formulate model-agnostic fairness auditing as a multiple-testing problem over subpopulation classes, using bootstrap calibration to provide simultaneous statistical guarantees (Cherian & Candès, 2024). AFISP identifies worst-performing clinical subsets and then extracts interpretable patient phenotypes with potential performance disparities (Subbaswamy et al., 2024). FairTree audits subgroup performance with permutation and fluctuation-test variants, decomposes performance disparities into systematic bias and variance, and compares directly with SliceLine (Debelak, 2026). JANUS shares the auditing motivation, but the reported object is different. It reports named error descriptors after a manufactured-decoy screen and a held-out replication check.

Manufactured nulls and multiple testing. The statistical precedent for JANUS is the idea that observed discoveries should be judged against manufactured or chance baselines. Knockoff methods create synthetic variables for feature selection and, under their assumptions, control the false discovery rate (Barber & Candès, 2015; Candès et al., 2018). Target-decoy search in proteomics searches target and decoy databases with the same spectra and search machinery, using decoy hits to estimate false identifications in large identification sets (Elias & Gygi, 2007). A related chance-corrected idea appears in retrieval evaluation, where selectivity is measured against a random baseline (Repantis et al., 2026). Classical multiple-testing procedures such as Benjamini–Hochberg control the false discovery rate for a fixed family of valid p -values under standard assumptions (Benjamini & Hochberg, 1995). JANUS borrows the manufactured-null intuition, not the formal guarantees of these settings. Its decoys provide an empirical noise floor for descriptor lift, and the final reported set is additionally filtered by holdout replication.

LLM and behavioral testing. Behavioral testing methods make model evaluation more systematic by creating, organizing, or expanding targeted test cases. CheckList introduced a task-agnostic methodology for behavioral testing of NLP systems (Ribeiro et al., 2020), and AdaTest made test generation iterative and model-in-the-loop (Ribeiro & Lundberg, 2022). Long-context analyses and benchmarks, including Lost in the Middle and LongBench v2, show that access to long context is not the same as reliable use of that context (Liu et al., 2024; Bai et al., 2025). JANUS does not replace these benchmarks or test generators. It provides a reporting rule for deciding which human-readable explanations of observed benchmark errors survive a multiple-descriptor audit.

5 Limitations

JANUS is deliberately narrow. It is a reporting rule for proposed failure descriptors, not a complete explanation engine. Its limitations follow from that scope.

Candidate quality. JANUS can only confirm descriptors that are present in the candidate library. If a real failure mode is never proposed, the procedure cannot recover it. Candidate descriptors may come from domain knowledge, slice-mining systems, or LLM-assisted debugging, but the library must be frozen before the discovery split is scored.

Association, not causation. A confirmed descriptor is associated with model errors. It does not by itself prove that the descriptor causes the errors. The controlled document audit is useful because the factors are designed, but in natural data a descriptor may be a proxy for another unobserved property.

Power for rare slices. The support and prevalence filters protect against unstable rare-slice claims, but they also reduce power for genuinely rare failures. Audits focused on rare or protected groups may need larger evaluation sets, targeted sampling, or a statistic designed for the subgroup of interest.

No finite-sample FDR guarantee. As discussed in Section 2, Procedure A is an empirical target-decoy screen rather than a procedure with a finite-sample FDR guarantee. The final safeguard on reported findings is holdout replication. Audits that require finite-sample FDR control can replace the discovery floor with a valid- p -value procedure or a knockoff procedure, while keeping the holdout gate.

Model and benchmark scope. The experiments use one evaluated model and modest sample sizes. They demonstrate the audit workflow and its restraint, not a universal claim about all language models or all long-context failures. The natural-benchmark audits are deliberately small calibration checks. Larger audits may reveal confirmed descriptors in MuSiQue, LongBench v2, or other benchmarks. The present result is more limited: JANUS does not report weak descriptors merely because slice search can name them.

Absolute versus relative lift. We use an absolute holdout-lift threshold because it is easy to interpret at the error rates studied here. For very high-accuracy systems, where the baseline error rate is only a few percent, an absolute threshold can become too stringent. In that regime, a relative-risk threshold may be more appropriate.

Beyond error rate. The procedure is not tied to binary error rate. The same decoy-and-holdout logic can be applied to other scalar descriptor scores, such as bounded-loss lift or subgroup disparity, provided real and decoy descriptors are scored identically.

6 Conclusion

A plausible error slice is not necessarily a reportable audit finding. When many candidate explanations are examined, the largest observed effect may partly reflect the search itself. JANUS addresses this reporting problem by comparing proposed descriptors with decoys of the same frequency and then requiring replication on held-out data. In the controlled audit, this rule recovers the planted long-chain failure family. In the natural-benchmark audits, it reports no findings when plausible explanations do not survive calibration and replication.

The central distinction is between proposing explanations and reporting them. Candidate descriptors may come from domain knowledge, slice-mining systems, or LLM-assisted debugging, but they become audit findings only when they beat decoys and replicate on fresh data.

References

- Yushi Bai, Shangqing Tu, Jiajie Zhang, Hao Peng, Xiaozhi Wang, Xin Lv, Shulin Cao, Jiazheng Xu, Lei Hou, Yuxiao Dong, Jie Tang, and Juanzi Li. LongBench v2: Towards deeper understanding and reasoning on realistic long-context multitasks. In *Proceedings of the 63rd Annual Meeting of the Association for Computational Linguistics (Volume 1: Long Papers)*, pp. 3639–3664, 2025.
- Rina Foygel Barber and Emmanuel J. Candès. Controlling the false discovery rate via knockoffs. *Annals of Statistics*, 43(5):2055–2085, 2015.
- Yoav Benjamini and Yosef Hochberg. Controlling the false discovery rate: A practical and powerful approach to multiple testing. *Journal of the Royal Statistical Society. Series B (Methodological)*, 57(1):289–300, 1995. ISSN 00359246. URL <http://www.jstor.org/stable/2346101>.
- Emmanuel Candès, Yingying Fan, Lucas Janson, and Jinchi Lv. Panning for gold: ‘model-x’ knockoffs for high dimensional controlled variable selection. *Journal of the Royal Statistical Society Series B: Statistical Methodology*, 80(3):551–577, 06 2018. ISSN 1369-7412. doi: 10.1111/rssb.12265.

-
- Muxi Chen, Chenchen Zhao, and Qiang Xu. HiBug2: Efficient and interpretable error slice discovery for comprehensive model debugging. In *International Conference on Learning Representations*, 2025.
- John J. Cherian and Emmanuel J. Candès. Statistical inference for fairness auditing. *Journal of Machine Learning Research*, 25(149):1–49, 2024.
- Yeounoh Chung, Tim Kraska, Neoklis Polyzotis, Ki Hyun Tae, and Steven Euijong Whang. Automated data slicing for model validation: A big data-ai integration approach. volume 32, pp. 2284–2296. IEEE, 2019.
- Rudolf Debelak. FairTree: Subgroup fairness auditing of machine learning models with bias-variance decomposition. arXiv preprint arXiv:2604.19357, 2026. Accepted at FAccT 2026.
- Greg d’Eon, Jason d’Eon, James R. Wright, and Kevin Leyton-Brown. The spotlight: A general method for discovering systematic errors in deep learning models. In *Proceedings of the ACM Conference on Fairness, Accountability, and Transparency*, pp. 1962–1981, 2022.
- Joshua E. Elias and Steven P. Gygi. Target-decoy search strategy for increased confidence in large-scale protein identifications by mass spectrometry. *Nature Methods*, 4(3):207–214, 2007.
- Sabri Eyuboglu, Maya Varma, Khaled Saab, Jean-Benoit Delbrouck, Christopher Lee-Messer, Jared Dunnmon, James Zou, and Christopher Ré. Domino: Discovering systematic errors with cross-modal embeddings. In *International Conference on Learning Representations*, 2022.
- Shantanu Ghosh, Rayan Syed, Chenyu Wang, Vaibhav Choudhary, Binxu Li, Clare B. Poynton, Shyam Visweswaran, and Kayhan Batmanghelich. LADDER: Language-driven slice discovery and error rectification in vision classifiers. In *Findings of the Association for Computational Linguistics: ACL*, pp. 22935–22970, 2025.
- Nelson F. Liu, Kevin Lin, John Hewitt, Ashwin Paranjape, Michele Bevilacqua, Fabio Petroni, and Percy Liang. Lost in the middle: How language models use long contexts. *Transactions of the Association for Computational Linguistics*, 12:157–173, 2024.
- Vyzantinos Repantis, Harshvardhan Singh, Tony Joseph, Cien Zhang, Akash Vishwakarma, Svetlana Karslioglu, Michael Wyatt Thot, and Ameya Gawde. The 99% success paradox: When near-perfect retrieval equals random selection. In *ICLR Blogposts*, 2026.
- Marco Tulio Ribeiro and Scott Lundberg. Adaptive testing and debugging of NLP models. In *Proceedings of the 60th Annual Meeting of the Association for Computational Linguistics (Volume 1: Long Papers)*, pp. 3253–3267, 2022.
- Marco Tulio Ribeiro, Tongshuang Wu, Carlos Guestrin, and Sameer Singh. Beyond accuracy: Behavioral testing of NLP models with CheckList. In *Proceedings of the 58th Annual Meeting of the Association for Computational Linguistics*, pp. 4902–4912, 2020.
- Svetlana Sagadeeva and Matthias Boehm. Sliceline: Fast, linear-algebra-based slice finding for ml model debugging. In *Proceedings of the 2021 International Conference on Management of Data, SIGMOD ’21*, pp. 2290–2299, New York, NY, USA, 2021. Association for Computing Machinery. ISBN 9781450383431. doi: 10.1145/3448016.3457323. URL <https://doi.org/10.1145/3448016.3457323>.
- Adarsh Subbaswamy, Berkman Sahiner, Nicholas Petrick, Vinay Pai, Roy Adams, Matthew C. Diamond, and Suchi Saria. A data-driven framework for identifying patient subgroups on which an AI/machine learning model may underperform. *npj Digital Medicine*, 7(1):334, 2024.
- Harsh Trivedi, Niranjana Balasubramanian, Tushar Khot, and Ashish Sabharwal. MuSiQue: Multihop questions via single-hop question composition. *Transactions of the Association for Computational Linguistics*, 10:539–554, 2022.
- Fulton Wang, Julius Adebayo, Sarah Tan, Diego Garcia-Olano, and Narine Kokhlikyan. Error discovery by clustering influence embeddings. In *Advances in Neural Information Processing Systems*, 2023.

Han Yu, Hao Zou, Jiashuo Liu, Renzhe Xu, Yue He, Xingxuan Zhang, and Peng Cui. Error slice discovery via manifold compactness. In *Proceedings of the AAAI Conference on Artificial Intelligence*, volume 40, pp. 27925–27933, 2026.

A A worked example of the controlled task

This appendix walks through a trimmed worked example based on a real long-chain error from the controlled document-reading audit. The lookup chain and model error are preserved: the model returned KAPPA-759 where the correct code was QZ-4421. The surrounding table rows are illustrative distractors added for readability; the full audit packet contains many more rows.

The packet. Each example is a small “audit packet”: a set of plain-text tables, like a fragment of an operations database. Every table is a list of rows, and tables are linked because they share a column. The model is told to use only the packet and to return one renewal code. Below is a trimmed packet (the real packet has many more rows; we show the rows on the answer path plus a few distractors).

```
STAFF DIRECTORY
badge | name | division
BD-40271 | Dana Ives | Cobalt
BD-55810 | Pat Orr | Aurora
...
ASSIGNMENT LEDGER
name | division | project
Dana Ives | Cobalt | HARBOR-118
Pat Orr | Aurora | SUMMIT-204
...
PROJECT TO VENDOR CROSSWALK
project | vendor
HARBOR-118 | KAPPA-759
SUMMIT-204 | VANTA-031
...
VENDOR TO SUBSIDIARY CROSSWALK
vendor | subsidiary
KAPPA-759 | SUBD-130
VANTA-031 | SUBA-907
...
SUBSIDIARY RENEWAL REGISTRY
subsidiary | renewal_code
SUBD-130 | QZ-4421
SUBA-907 | RX-8890
...
```

The question and the answer path. The question is: “*What is the renewal code for project HARBOR-118?*” To answer, the model must follow the shared keys from one table to the next:

```
HARBOR-118 → vendor KAPPA-759 → subsidiary SUBD-130 → renewal code QZ-4421
```

The correct answer is QZ-4421. Each arrow is one lookup: find the row whose key matches, read off the next key, and repeat. The chain has three lookups because the project does not link to a renewal code directly. It links through a vendor and then a subsidiary.

What the model did. On this example the model returned KAPPA-759, the *vendor*, which is the result of the *first* lookup, not the final renewal code. It started down the chain correctly but stopped early, reporting an intermediate key as if it were the answer. This is the characteristic `long_chain` failure: not an inability to read tables, but a tendency to halt a multi-step lookup before reaching the end.

How the factors change the example. The five interpretable factors are switches that vary the same underlying lookup task:

- `long_chain`: if off, the packet contains a single PROJECT RENEWAL REGISTRY mapping project directly to renewal code (one lookup); if on, that direct table is replaced by the two crosswalks and the subsidiary registry shown above (three lookups).
- `indirect_query`: if off, the question names the project directly (as above); if on, it names a staff badge instead, adding a STAFF → ASSIGNMENT lookup at the front to recover the project.
- `collision_distractors`: if on, several distractor rows are given the same staff name as the target (in different divisions), so the model must match on more than the name.
- `target_late`: if on, the answer-bearing rows are placed near the end of each table rather than at a random position.
- `flat_format`: if on, each table is rendered as one run-on line of `field=value` pairs instead of aligned rows.

Figure 5 shows the long-chain lookup path for this example.

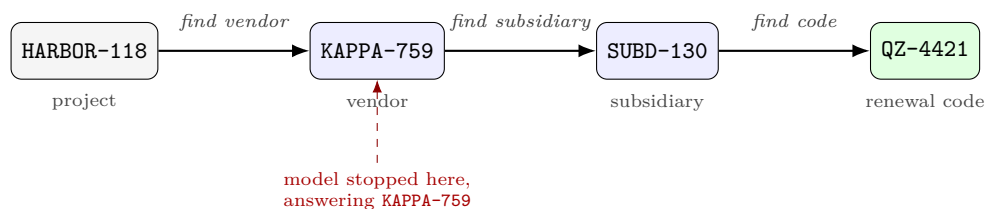


Figure 5: **The long-chain lookup path for the worked example.** Each box is a key and each arrow is one table lookup; the small label under each box says what that key is. The correct answer is the final key, QZ-4421. The model stopped after the first lookup and returned the vendor key KAPPA-759 instead.

B Detailed SliceLine outputs

Table 4 lists representative SliceLine outputs from the three audits. These are useful hypotheses, but they are not the final reporting object in JANUS.

Table 4: Representative SliceLine top slices.

Audit	Slice example	Error
Controlled docs	<code>long_chain=1 AND target_late=0</code>	88%
Controlled docs	<code>flat_format=0 AND long_chain=1 AND target_late=0</code>	95%
MuSiQue	<code>support_nonadjacent=1 AND high_question_words=0</code>	55%
LongBench v2	<code>high_context_words=0 AND high_question_context_overlap=1 AND high_entity_phrase_density=0</code>	93%

C Implementation notes

All experiments use deterministic splits. For the controlled-docs audit, descriptors are filtered by prevalence in $[0.10, 0.90]$ and by a minimum support of eight examples on both the descriptor and its complement. For

MuSiQue, descriptors are filtered by prevalence in $[0.10, 0.90]$. For LongBench v2, whose feasible population has only 115 examples, the main JANUS run uses a support rule of at least three on-slice examples in each split and at least eight total on-slice examples. The JANUS-lite ablation uses a common stricter filter across datasets. Both the descriptor and its complement must have at least eight examples on the relevant split and prevalence must lie in $[0.10, 0.90]$. Decoys are generated on the discovery split by permuting values of eligible descriptors. The main JANUS runs use Procedure A at $q = 0.10$, with $K = 100$ decoys for MuSiQue and LongBench v2 and $K = 200$ decoys for controlled docs. The JANUS-lite ablation uses $K = 200$ decoys and the 95th percentile of absolute decoy lift as a simplified floor.

For reproducibility, the submitted code retains the original API-generation cells and appends offline re-analysis cells that recompute the reported MuSiQue and LongBench v2 Procedure-A results from the frozen JSONL outputs. These appended Procedure-A cells are the source used to compute the main natural-benchmark JANUS results reported here.

As an offline robustness check, we repeated the Procedure-A discovery/holdout analysis over 200 random splits using the frozen JSONL outputs, with both-sides support at least eight for controlled docs and at least three on-slice examples per split for MuSiQue and LongBench v2. The controlled-docs audit returned a nonempty confirmed set in all 200 splits, with the six main descriptors recurring frequently, each confirmed in 65–100% of splits. In contrast, MuSiQue and LongBench v2 remained empty in 197/200 and 194/200 splits, respectively. The few nonempty natural-benchmark splits involved isolated descriptors with confirmation frequencies at most 3%.

Cost of decoys. Decoy calibration adds little overhead relative to model evaluation. Each decoy is a length- n Boolean vector obtained by shuffling an eligible descriptor, and its lift is computed by two empirical error rates on the discovery split. The additional work is $O(Kn)$ after the candidate descriptors and error vector have been computed. In these audits, the computational cost is dominated by model evaluation and descriptor construction, not by decoy scoring.