

# Personal Saliency: Highlighting Is Social, but Individuality Lives in Selection

Kazuki Nakayashiki   Keisuke Watanabe

Glasp Inc.

kazuki@glasp.co   kei@glasp.co

*Co-first authors (equal contribution).*

## Abstract

Social highlighters let people mark the passages that matter to them as they read. We ask how much of an individual is recoverable from these naturalistic highlighting traces, using a co-readership identity control — the same document highlighted by many users — that holds the document and topic fixed and asks whether a person’s own history predicts their marks better than another reader’s does. We separate generic saliency (document structure), crowd saliency (what other readers marked), and personal saliency (the individual residual). Two findings dominate. First, *highlighting is social*: which sentences a person marks within a document is predicted far better by the crowd than by document structure or by a personal model, and even a well-estimated crowd — an information-privileged baseline that observes other readers’ marks on the *same* document — beats a frontier LLM “twin” conditioned only on the user’s other-document history; the personal signal recoverable in within-document saliency is at most a whisper (own-versus-other identity gap +0.017 average precision by the embedding scorer, small but significant; +0.012, n.s., by the twin). Second, and in sharp contrast, *individuality lives in selection*: when the task is choosing which of the already-salient passages are yours, a person’s own history is a strong, leakage-free predictor (own-versus-other identity gap +0.14; popularity is in fact *anti*-predictive here, scoring below chance, because the most-marked spans are everyone’s). A topic decomposition shows this selection signal is *largely stable thematic preference* — it shrinks  $\sim 8\times$  against a topically-matched peer; a thin residual remains even against a near-topic-twin, but we cannot tell whether it is non-thematic “style” or finer-grained topic. The non-obvious part is an *asymmetry*: under the same embedding scorer the individual signal is about 6–8 $\times$  weaker (nearly an order of magnitude) in within-document saliency (+0.017) than in selection (+0.10 to +0.14). For users with rich histories the selection signal is captured by a few dozen highlights, after which it plateaus. We also report a suggestive population-level effect: *crowd consensus tends to decline with document popularity* — the more readers a document has, the less they agree on what to highlight, even at a fixed crowd size. Methodologically, we show that naive history-conditioning evaluations leak (the target document’s own highlights enter the profile in  $\sim 42\%$  of pairs, inflating personal scores by +0.07 to +0.15 AP) and that capping the crowd at a few readers overstates personalization; our results are leakage-free, use a dense crowd, and employ a model-matched identity control. Highlights carry a genuine individual signature, but it is a thin layer over a strong shared one, and it surfaces far more in which salient things a person selects than in what is salient.

## 1 Introduction

A common intuition, and a recent research program around digital twins and generative agents [1, 2], holds that a person’s behavioral traces reveal their interests and predict their choices. Highlighting

— marking the passages that resonate while reading — is an unusually rich, low-cost, in-the-wild trace. We ask how much of an individual is actually recoverable from it.<sup>1</sup>

The core question is whether what a person highlights is a personal fingerprint, recoverable from their own past behavior, or mostly shared salience that any reader would mark. We separate three quantities that personalization work usually conflates: **generic salience** (semantic centrality, a content-only proxy for structural importance), **crowd salience** (what other readers actually marked), and **personal salience** (the individual residual). The separation is possible because Glasp materializes co-readership: for documents highlighted by multiple users we know exactly who marked what, giving a within-document identity control rarely available in personalization research. We study two tasks: predicting which *sentences* of a document a person highlights (salience), and predicting which of the *already-highlighted passages* are a given person’s (selection).

**Contributions.** (1) A clean decomposition of highlighting into generic, crowd, and personal components, with a co-readership identity control. (2) Evidence that within-document highlighting is *social*: the crowd — though an information-privileged baseline whose edge over the twin is expected, not surprising — dominates both generic structure and the user’s own history, and the within-document personal residual is at most a whisper (embedding gap +0.017). (3) The contrasting finding that individuality lives in *selection*: a leakage-free own-versus-other personal signal (identity gap +0.14), measured on users with sufficient history, which a topic decomposition shows is largely stable thematic preference — with a thin residual we cannot separate from finer-grained topic — and which, under the same scorer, is about 6–8× stronger in selection than in salience. (4) A methodological caution: history-conditioning evaluations leak, and small crowds overstate personalization; we quantify both and correct for them. Separately — as an exploratory observation, not a headline claim — we note that crowd consensus may decline with document popularity (the trend is not statistically conclusive; §5.5).

## 2 Related work

**Highlighting as shared salience.** Aggregated highlights (e.g. Kindle Popular Highlights) act as collective reader response, and human highlights predict comprehension and interest and correlate with summaries [10, 11]. We quantify this predictively and contrast it with the personal component. **Social annotation and collaborative tagging.** Systems for shared, in-place annotation [13] and collaborative tagging exhibit stable, largely shared structure tied to imitation and common knowledge [12]. That work studies the collective artifact and its dynamics; our novelty is to use co-readership of the *same* document as a leakage-free identity control that separates the individual from the crowd, rather than modelling the aggregate. **Annotation disagreement.** Crowdsourcing and perspectivist work show that disagreement is signal, not noise, and that larger, more diverse annotator pools surface lower agreement [4, 5]; our (suggestive) popularity-linked consensus decline is a naturalistic, fixed-crowd-size instance of this. **Wisdom of crowds.** Aggregates are strong because diverse errors cancel [6]; we show the crowd is a strong predictor of an *individual* precisely because highlighting is largely shared, yet its predictive power erodes as the audience diversifies. **Personalization and individual differences.** Reading and annotation are idiosyncratic [7]; personalized saliency exists in vision [8] and video highlights [9]; conditioning LLMs on a user’s history is the basis of personalization benchmarks like LaMP [3], and steering by demographics is insufficient for individual opinions [2]. That personalized saliency is recoverable in vision might

---

<sup>1</sup>Code and reproducibility bundle (the cluster-bootstrap estimator, the paper, and figures): <https://github.com/glasp-co/personal-salience>

predict the same for text, but we find the opposite *within* a document: textual salience is far more consensual — the crowd baseline is much stronger than any image-saliency prior — and the recoverable individual signal instead surfaces in selection. Our contribution is the within-document identity control, the leakage-free measurement, and the finding that the recoverable individual signal lives in selection rather than salience.

### 3 Data

Glasp is a web highlighter with hundreds of thousands of active users and millions of highlighted URLs. We use only public-web articles and exclude Kindle (copyright) and PDF (frequently sensitive). Co-readership is materialized: a large pool of documents are highlighted by two or more users, and for such a document we can enumerate the co-readers and the exact spans each one marked. Documents per user are heavy-tailed; the corpus skews to English web articles. All analysis is read-only on internal data; the per-pair results derive from user highlighting behavior and are not released. We report aggregate effect sizes with confidence intervals, and the estimator is provided as code.

### 4 Method

**Tasks.** *Within-document task.* We fetch the article body, segment it into sentences, and re-anchor each co-reader’s stored spans to sentences (a drift gate keeps a user only if at least half of their spans re-anchor). The candidate set is all sentences; positives are the sentences a user highlighted. *Selectivity task.* The candidate set is the union of the spans the co-readers highlighted; for each co-reader we predict which of these already-salient spans are theirs.

**Scores.** **Crowd:** how many *other* co-readers marked a candidate. Crucially we estimate it from a *dense* crowd (all available co-readers, median 38), not the  $\leq 5$  of earlier pilots. **Generic:** sentence centrality (cosine to the document embedding centroid). **Personal M1:** cosine to a mean-pooled embedding of the user’s past highlights. **Twin:** a proprietary LLM (gpt-5.5) shown up to 50 of the user’s past highlights and asked to rank the candidates; the model is closed, so this baseline is not independently reproducible and we treat it as one extractor among several rather than as a ceiling on what a personalizer could do. **Other** (the identity control): the *same* method applied with another co-reader’s profile — the *most prolific* co-reader, a deliberately conservative choice that gives the control the most data and thus the best chance to match. The identity control is method-matched (twin-own vs. twin-other; M1-own vs. M1-other), so a positive own-minus-other gap cannot be attributed to the extractor’s general skill.

**Leakage-free profiles.** The personal profile is built *per pair*, excluding the exact target document, so a user’s own marks on the target never enter their profile. (A single cached exclusion, as in naive pipelines, leaks the target in  $\sim 42\%$  of within-document and  $\sim 31\%$  of selectivity pairs; we measure the inflation directly.)

**Cohorts.** Co-readership filters differ by task, so the cohorts are not identical: the within-document task keeps documents with  $\geq 10$  readers (1,004 pairs); selectivity requires a non-trivial union of co-reader spans (493 pairs, median 34 candidates per pair); and the scaling-law analysis further

Table 1: Within-document task, mean AP (1,004 pairs, 848 users, leakage-free, dense crowd). The crowd dominates; the personal model barely exceeds another reader’s (embedding identity gap +0.017, a tiny whisper).

Scorer	Mean AP
Crowd salience (dense, ~38 readers)	0.321
Crowd salience (5 readers)	0.266
Twin (gpt-5.5, own profile)	0.247
Another reader’s twin	0.235
Generic centrality	0.187
Embedding profile (M1, own)	0.172
Embedding profile (M1, another reader)	0.155
Random base rate	0.109

restricts to users with  $\geq 100$  prior highlights so that  $K$  can be swept to 100 (476 pairs) — a power-user subset whose absolute levels (plateau  $\sim 0.335$ ) therefore differ from the full selectivity cohort (0.397). Every contrast is computed within a single cohort.

**Metrics.** We rank candidates by each score and report average precision (AP) per (user, document) pair, with a cluster bootstrap (resampling whole clusters) for confidence; contrasts are confirmed clustering by document and, separately, by user. Embeddings use `text-embedding-3-small` (512d).

## 5 Results

### 5.1 Highlighting is social: the crowd dominates within-document salience

On the within-document task (1,004 pairs, 848 users, dense crowd median 38; Table 1, Figure 1), the crowd is the strongest predictor by a wide margin: crowd 0.321 versus generic centrality 0.187, a mean-pooled embedding profile 0.172, and the frontier twin 0.247. What predicts which sentences you highlight is overwhelmingly *what other readers highlighted*, not document structure, and not your own history. Even the frontier LLM twin loses to a well-estimated crowd ( $-0.074$ ); it loses even to a 5-reader crowd ( $-0.019$ ). The artificially small ( $\leq 5$ -reader) crowd of the pilot stage (0.266) understated the crowd by +0.055 relative to a dense crowd, which is the size of the apparent “personalization” edge. We stress that the crowd is *information-privileged*: it observes other humans’ marks on the exact target document — effectively a leave-one-out of the same labels the twin must predict cold — so its win over the twin is *expected* and is not a claim that aggregation out-reasons the model. The substantive finding is that within-document highlighting is highly consensual: which sentences you mark is well predicted by what peers marked, and barely improved by knowing whose marks they are.

The recoverable personal signal here is, at most, a *whisper*: the own-versus-other identity gap is +0.017 for the embedding (95% CI [0.008, 0.027], small but significant) and +0.012 for the frontier twin (95% CI [ $-0.004$ , 0.029], n.s.). So a tiny within-document personal signal is detectable by the cleaner embedding scorer though not by the noisier twin — but either way it is about 6–8 $\times$  below the selectivity signal (+0.10 to +0.14, §5.3), and the crowd, not the individual, is what dominates here. On documents where the crowd is weak (low consensus) the twin does edge it (+0.043), but a twin built from *another* reader’s profile also beats the crowd there — so this reflects the model’s

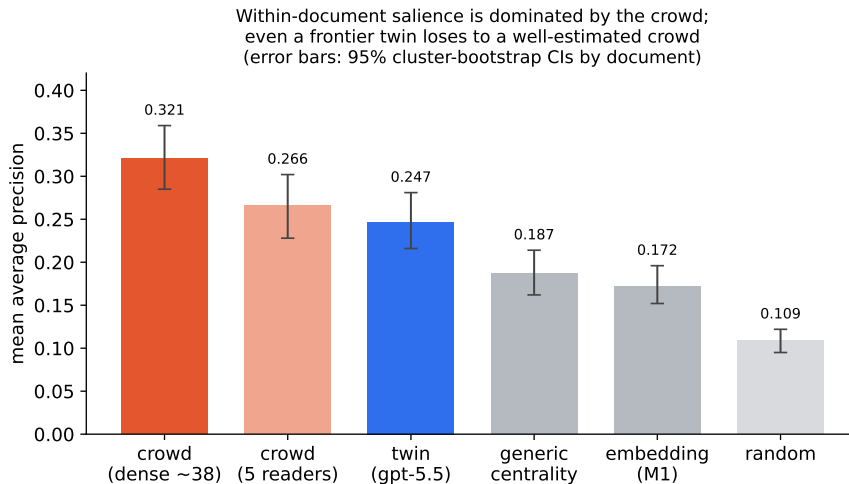


Figure 1: Within-document salience is dominated by the crowd; even a frontier twin loses to a well-estimated (dense) crowd, and the 5-reader crowd of naive pipelines is artificially weak. Error bars are 95% cluster-bootstrap CIs (by document); the crowd’s lead is established by *paired* contrasts (crowd minus twin +0.074, CI [0.047, 0.102]; crowd minus 5-reader +0.054, CI [0.038, 0.070]), which are significant even though the marginal intervals overlap.

general salience judgement, not personalization (the identity gap stays  $\sim 0.02$ ). Individuality does not “come back” where consensus breaks down.

**Is the crowd just a lead/position prior?** Summarization has a famously strong *lead* baseline (people mark the opening and the conclusion), so we checked whether the crowd’s dominance is merely positional (a comparable within-document cohort, 1,340 pairs). A pure lead scorer (earlier sentence ranked higher) reaches AP 0.237 — and, strikingly, beats both generic centrality (0.196; +0.041, 95% CI [0.013, 0.074]) and the personal embedding (0.185; +0.052, CI [0.024, 0.083]): knowing *which sentences come first* predicts a person’s marks better than knowing their own reading history. Yet the crowd still beats the lead prior decisively (crowd 0.340; crowd minus lead +0.103, CI [0.073, 0.133]; minus a learned position-decile prior +0.135). So the crowd is not a trivial intro/conclusion effect, and the within-document task is so shared that position outranks personal history — reinforcing that individuality is not here.

## 5.2 Individuality lives in selection, not salience

The contrast with selectivity is stark (493 pairs, 462 users; Figure 2). When the candidates are *already* salient (someone highlighted them; a median of 34 candidate spans per pair, base rate 0.174) and the task is which ones are yours, a person’s own history is a strong, leakage-free predictor: personal 0.397 versus another reader’s 0.254. The clean, method-matched contrast is the own-versus-other identity gap, +0.143 (positive in 78% of documents, robust to base-rate filtering, replicated at +0.135 on an independent sample). Crowd popularity is *not* a meaningful competitor here: at 0.157 it scores *below* the 0.174 base rate, because the most-marked spans are exactly the ones everyone shares and so are least diagnostic of any individual. We therefore rest the selectivity claim on personal-versus-other, not on the larger but less meaningful personal-minus-crowd gap. Here the leakage was large (+0.145 AP) yet the clean signal survives intact.

Individuality lives in selection, not salience  
 same embedding scorer both panels; 95% cluster-bootstrap CIs (by document)

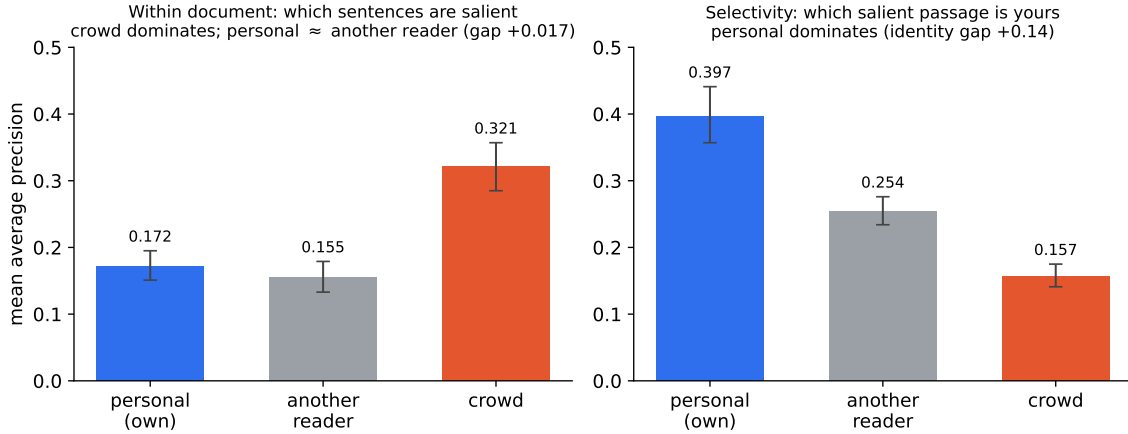


Figure 2: Individuality lives in selection, not salience. Both panels use the same embedding (M1) scorer, so “personal” means the same thing in each. Within document (left) the crowd dominates and the personal model barely exceeds another reader’s (gap +0.017, small but significant); in selectivity (right) the personal model dominates both another reader and the crowd (identity gap +0.14). Error bars are 95% cluster-bootstrap CIs (by document). The two panels use different cohorts (1,004 vs. 493 pairs); compare the contrasts *within* each panel, not absolute heights across panels.

The interpretation is principled: the within-document task is dominated by the variance of *whether a sentence is salient at all* (which is shared), swamping the individual component; the selectivity task removes that variance by restricting to already-salient passages, isolating *which* salient thing a person selects — and there, individuality is clear.

### 5.3 What the selection signal is: mostly stable thematic preference

Is the selectivity gap a fine-grained “selection style”, or stable *topic* preference (you select spans about topics you already like)? To decompose this we replace the comparison reader with the *topically-nearest* co-reader — the one whose leakage-free profile embedding is most similar to the target’s — on a denser cohort with at least three co-readers (1,621 pairs, 1,398 users, 142 documents); Table 2 collects every gap from this section and the last. A topic-matched peer is a far stronger competitor than the prolific peer (mean profile similarity rises from 0.61 to 0.73) and does predict the target’s spans better (other-AP 0.142  $\rightarrow$  0.158); the gap shrinks accordingly, from +0.113 (vs. the prolific peer — this denser  $\geq 3$ -reader cohort’s gap is a little below the main selectivity cohort’s +0.143, as its larger candidate unions are more shared) to +0.098 (vs. the topic-matched peer; 95% CI [0.081, 0.116], positive in 100% of resamples clustering by document and, separately, by user). About 86% of the gap survives matching to the average available peer.

The decomposition is sharper when we condition on *how* topically close the nearest peer is. Splitting pairs into tertiles of peer similarity, the gap falls steeply as the topic match improves: +0.212 when the nearest peer is only moderately similar (sim  $\approx$  0.52), +0.055 at sim  $\approx$  0.76, and +0.026 when the nearest peer is a near-topic-twin (sim  $\approx$  0.90). The signal is therefore *strongly* topic-driven — an  $\sim 8\times$  reduction (Figure 3) — so most of the recoverable selection signal is stable

Table 2: Own-versus-other identity gaps across tasks, cohorts, and comparison peers (mean AP difference, 95% cluster-bootstrap CIs by document). Rows use the embedding scorer except where noted, so the within-document (+0.017) and selectivity gaps are directly comparable: under the same scorer the individual signal is a tiny but significant whisper in salience and about 6–8× larger in selection. The selectivity gap shrinks as the comparison peer is matched on topic, leaving a thin residual we cannot separate from finer-grained topic. The noisier twin does not reach significance within-document.

Task	Cohort	Comparison peer	Gap	95% CI
Within-doc	main (1,004)	another reader, embedding	+0.017	[0.008, 0.027]
Within-doc	main (1,004)	another reader, twin	+0.012	[−0.004, 0.029] (n.s.)
Selectivity	main (493)	another reader, embedding	+0.143	[0.105, 0.183]
Selectivity	≥3-reader (1,621)	prolific peer, embedding	+0.113	[0.094, 0.133]
Selectivity	≥3-reader (1,621)	topically-nearest, embedding	+0.098	[0.081, 0.116]
Selectivity	≥3-reader (1,621)	near-topic-twin (sim≈0.90)	+0.026	[0.016, 0.037]

thematic preference. Yet even against a near-topic-twin the residual stays significantly positive (+0.026, 95% CI [0.016, 0.037], positive in 100% of resamples): a thin individual signal survives that coarse shared topic does not explain.

We are deliberately cautious about what this residual *is*. Our personal scorer is semantic and the peer is matched in the same embedding space, so the residual may be finer-grained topic rather than a non-thematic “style” (a preference for, say, conclusions or quantitative claims). Three reasons make +0.026 an *upper bound* on non-thematic style rather than a measurement of it: the nearest peer is only sim ≈ 0.90, so ~0.10 of real topic difference still remains; extrapolating the tertile decay (0.21 → 0.026) to a perfect topic twin could land at zero or at a small positive, and we cannot tell which; and a lightweight embedding (`text-embedding-3-small`, 512d) may simply miss fine topic nuance, surfacing as a spurious residual. The residual is therefore consistent with non-thematic style being zero. (Note the direction: a *stronger* embedding would capture more topic and match the peer better, shrinking the residual further — so a better representation can only reinforce the “mostly thematic” conclusion, not overturn it.) Isolating any genuine non-thematic component would need structural/positional features or cross-topic transfer, and is future work. The honest reading: individuality in selection is *largely stable thematic preference*. Because the document (and hence its broad topic) is held fixed, this is preference among the document’s *aspects* — not merely which articles a person reads — with a thin residual surviving even topic-matching. The non-obvious part is the *asymmetry*: under the same embedding scorer this thematic preference is about 6–8× weaker in within-document salience (gap +0.017, a whisper the crowd dwarfs) than in selection (+0.10 to +0.14). Because identity gaps are within-pair differences, they difference out per-document difficulty and compare across cohorts better than absolute AP — though the two tasks still use different cohorts, so the ratio is approximate. The recoverable individuality is a real, leakage-free signature that lives far more in what a person keeps than in what stands out.

**Robustness to the embedding model.** Because our headline scorer is the closed `text-embedding-3-small`, we re-ran the key contrasts with an open-weights embedding (`embeddinggemma-300m`, run locally) on the same pairs, so the comparison is within-pair. The selectivity identity gap replicates under the open model: +0.090 (95% CI [0.061, 0.122], positive in 100% of resamples) versus +0.151 for the OpenAI embedding on that cohort — about 60% of the magnitude under the smaller open model, but the same sign and significance. On within-document salience, both embeddings agree that the

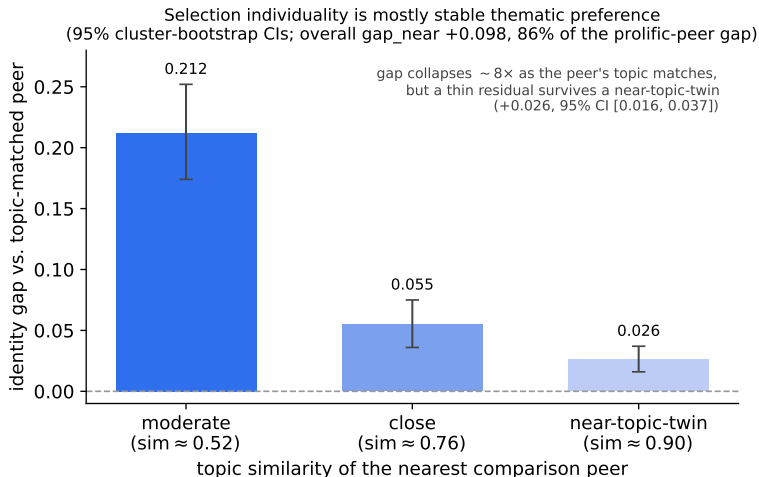


Figure 3: Topic decomposition of the selectivity gap. Replacing the comparison reader with the *topically-nearest* co-reader, the own-vs-other gap collapses  $\sim 8\times$  as the peer’s topic similarity rises (from +0.21 to +0.03), so the selection signal is mostly stable thematic preference. A thin residual nonetheless survives even a near-topic-twin (+0.026, 95% CI [0.016, 0.037]; the dashed line is the “pure topic” null). We do not claim the residual is non-thematic style — the scorer is semantic and the peer is matched in the same space. Error bars are 95% cluster-bootstrap CIs by document.

personal gap is a whisper near zero (open  $-0.000$ , n.s.; OpenAI  $+0.006$ , n.s., on that cohort). So the salience–selection asymmetry — a large personal signal in selection, essentially none in salience — holds under an independent open embedding and is not an artifact of the proprietary model.

#### 5.4 How much history? A selectivity scaling law

Varying the number of past highlights  $K$  used to build the personal profile on a fine grid up to  $K=100$  (476 pairs, leakage-free, 95% cluster-bootstrap CIs; restricted to users with  $\geq 100$  prior highlights so  $K$  can reach 100, hence a power-user subset), selectivity AP rises from 0.300 at  $K=1$  to a plateau of  $\sim 0.335$  (Figure 4). The per-point CIs are wide and overlap, so individual  $K$  values are not separable; but the *paired* rise is significant:  $K=1 \rightarrow 60$  is  $+0.031$  (95% CI [0.015, 0.048], positive in 100% of resamples), with about two-thirds of the gain reached by  $K=20$  ( $+0.021$  vs.  $K=1$ ). The curve then plateaus:  $K=100$  minus  $K=60$  is  $-0.004$  (95% CI  $[-0.013, 0.002]$ , not significant). So a person’s selectivity is captured by a modest amount of history — a few dozen highlights — after which more does not help; the crowd, by contrast, is data-hungry, its accuracy still rising at 50 readers.

#### 5.5 A secondary observation: crowd consensus and document popularity

Finally, an exploratory observation about the crowd itself (not a headline claim): its internal agreement appears to weaken as a document’s audience grows. Holding the crowd size fixed (10 readers) and matching base rate (mean base rate is flat at 0.086–0.095 across bins, so the trend is not a base-rate artifact), crowd AP falls monotonically with the number of readers a document has: 0.400 ( $\leq 15$  readers), 0.360 (16–30), 0.311 (31–45), 0.301 (46+) (Figure 5). The effect is *suggestive* rather than conclusive: a per-document regression gives a slope of  $-0.046$  in AP per natural-log reader (95% CI  $[-0.098, +0.008]$ ; negative in 96% of cluster-bootstraps), and the smallest-

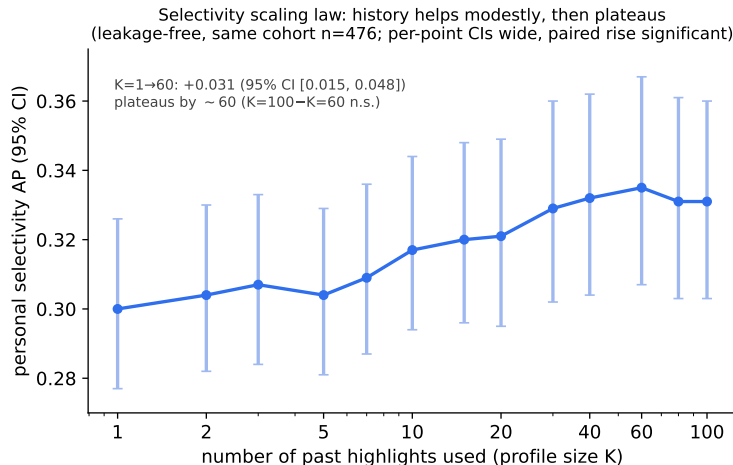


Figure 4: Selectivity scaling law (full grid to  $K=100$ , leakage-free, same cohort, 95% cluster-bootstrap CIs). Per-point CIs are wide, but the paired rise is significant ( $K=1 \rightarrow 60$ :  $+0.031$ , CI  $[0.015, 0.048]$ ); the curve plateaus by  $K \sim 60$  (no gain from 60 to 100). A modest profile suffices.

popularity bin holds only  $\sim 20$  documents, so its interval is wide. To the extent it holds, the more readers a document attracts, the more heterogeneous they are, and the less they agree on what to highlight — a naturalistic, fixed-crowd-size instance of the annotation-disagreement literature [4]. (This also contrasts with the individual signal: the crowd is data-hungry, its predictive power still rising at 50 readers, whereas selectivity plateaus by a few dozen highlights.)

## 6 Discussion

Three findings cohere into a single picture. *What* a person highlights is mostly social: people converge on the same salient passages, an (information-privileged) crowd is the strongest predictor of an individual, and neither document structure nor a frontier LLM twin built from the person’s history beats a well-estimated crowd. The recoverable individual signal in salience is, at most, a whisper — a small but significant embedding gap of  $+0.017$ , dwarfed by the crowd. *Which* already-salient passage a person selects, however, carries a clear individual signature — a leakage-free own-versus-other identity gap, captured by a modest amount of history (a few dozen highlights for users with rich histories, then it plateaus). A topic decomposition shows that signature is largely stable thematic preference: it shrinks  $\sim 8\times$  against a topically-matched peer, though a thin residual survives even a near-topic-twin. This is not the truism that people read what interests them: under the same scorer the *same* thematic preference is about  $6\text{--}8\times$  weaker in within-document salience (where the crowd rules) than in selection. The individuality is not so much in *what* interests you, but in *which* of the commonly-interesting things you select. And the shared layer itself may not be monolithic: crowd consensus appears to thin as a document’s audience grows (a suggestive trend).

**Why is salience shared?** We did not test mechanism, but several non-exclusive explanations are plausible and worth stating. Documents carry strong rhetorical structure — topic sentences, thesis statements, conclusions, quotable formulations — that pulls most readers toward the same spans. Readers of a given article also share background knowledge and the cultural framing that makes a passage “the point.” And the population that co-reads a document is itself selected (people

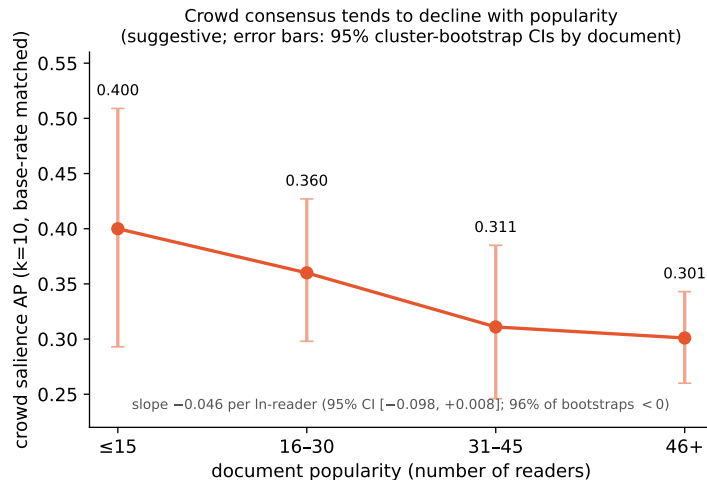


Figure 5: Crowd consensus tends to decline with popularity: at a fixed crowd size (10) and matched base rate, the more readers a document has, the less they agree on what to highlight. Error bars are 95% cluster-bootstrap CIs (by document); the trend is suggestive (slope  $-0.046$  per ln-reader, 95% CI  $[-0.098, +0.008]$ , negative in 96% of resamples) and the smallest-popularity bin is sparse.

who sought out the same article), which compresses variance in what they find worth marking; this echoes the imitation and shared-knowledge dynamics that stabilize the relative proportions of tags in collaborative tagging [12]. These would all produce high inter-reader agreement on *what* is salient while leaving room for individuality in *which* salient passage one keeps — the pattern we observe. Disentangling them is future work.

For the digital-twin question, the answer is a tempered one. Behavioral trace data does encode the individual, but on the everyday behavior of highlighting the individual sits beneath a strong shared layer, and surfaces in selection rather than in salience. Put sharply: *a digital twin built from highlights predicts which interesting things you choose, not what you find interesting*. This inverts a common premise of personalization — that individuals differ chiefly in what they find salient. Our evidence suggests the opposite: salience is largely shared, and individuality emerges in selection among shared salient options. The apparent earlier result that a frontier twin “beats the crowd” was an artifact of two methodological pitfalls we document: a crowd capped at a few readers, and target-document leakage into the profile.

## 7 Limitations

The identity control requires shared documents, so results are on moderately popular content and may not generalize to niche or private reading. The crowd is an information-privileged baseline: it sees real human marks on the exact target document, while the twin sees only the user’s other-document history; that the twin loses is therefore not damning, but it does refute the claim that personalization overturns the crowd. Re-anchoring introduces label noise, and a small fraction of pairs over-anchor (filtered by a base-rate cap). The profile uses recent rather than strictly prior documents, so we frame the task as *recovering* an individual signature, not forecasting. The consensus-decline trend is only suggestive (its slope CI grazes zero) and, while shown at a fixed crowd size and base rate, is not fully decomposed from topic and length. A single platform and a single behavior (highlighting) are studied; richer history aggregation (retrieval, recency) and

fine-tuning are unexplored. Our personal models are two specific extractors (a mean-pooled embedding and one prompted, proprietary LLM); a stronger personalizer could recover more, so the within-document “whisper” is a lower bound on recoverable signal, not proof of its absence (we do, however, replicate the asymmetry under an open embedding, §5.3, so it is not specific to the proprietary embedding). On the salience side, a lead/position prior is in fact a strong baseline (§5.1, beating semantic centrality and the personal embedding), but the crowd still beats it, so the crowd’s dominance is not merely positional. We decompose the selectivity signal against a topic-matched peer (§5.3) and find it largely thematic; the thin residual that survives we cannot attribute specifically to non-thematic “style” versus finer-grained topic, which would need structural features or cross-topic transfer. Profile exclusion is by exact normalized URL; web content is widely syndicated and mirrored (reposts, aggregators, tracking-parameter variants), so a near-duplicate of the target at a different URL could still leak. We did not content-deduplicate, so we cannot rule this out; it would inflate the personal scores in the same direction as the exact-URL leakage we do correct, and quantifying it (via title or embedding near-duplicate detection) is left to future work. The scaling-law cohort is power users ( $\geq 100$  highlights), so “a few dozen highlights suffice” need not hold for typical users.

## 8 Ethics

The study is retrospective and uses no new recruitment. Because co-readership counts and highlighting patterns are identifying, the per-pair data are not released; we publish only aggregate statistics and the analysis code. Copyrighted full text and frequently sensitive documents are excluded by construction.

**Conflict of interest.** The authors are affiliated with Glasp, the platform whose data are studied. We mitigate the obvious incentive to flatter the product with a method-matched identity control, leakage-free measurement, released estimator code, and by foregrounding the unflattering results: a below-chance crowd in the selectivity task, a within-document personal signal that is a mere whisper, an individuality that is mostly stable topic preference, and a merely suggestive consensus effect.

## 9 Conclusion

What you highlight is mostly what everyone highlights, and consensus appears to thin as the audience grows. Beneath the shared layer there is a real individual signature, but it lives far more in *which* salient passages you select than in what is salient — and recovering it requires measuring without leakage and against a crowd that is not artificially small. Highlights are a partial, selection-shaped window onto the person, not a clone.

## References

- [1] J. S. Park et al. Generative Agent Simulations of 1,000 People. 2024. arXiv:2411.10109.
- [2] S. Santurkar et al. Whose Opinions Do Language Models Reflect? ICML, 2023. arXiv:2303.17548.
- [3] A. Salemi et al. LaMP: When Large Language Models Meet Personalization. ACL, 2024. arXiv:2304.11406.

- [4] L. Aroyo and C. Welty. Truth Is a Lie: Crowd Truth and the Seven Myths of Human Annotation. *AI Magazine*, 2015.
- [5] B. Plank. The “Problem” of Human Label Variation. *EMNLP*, 2022. arXiv:2211.02570.
- [6] J. Surowiecki. *The Wisdom of Crowds*. Doubleday, 2004.
- [7] M. Shardlow et al. One Size Does Not Fit All: The Case for Personalised Word Complexity Models. 2022. arXiv:2205.02564.
- [8] Y. Xu et al. Beyond Universal Saliency: Personalized Saliency Prediction with Multi-task CNN. *IJCAI*, 2017. arXiv:1710.03011.
- [9] M. Gygli and M. Soleymani. PHD-GIFs: Personalized Highlight Detection for Automatic GIF Creation. 2018. arXiv:1804.06604.
- [10] A. Winchell et al. Highlights as an Early Predictor of Student Comprehension and Interests. *Cognitive Science*, 2020.
- [11] S. Cho et al. Better Highlighting: Creating Sub-Sentence Summary Highlights. *EMNLP*, 2020. arXiv:2010.10566.
- [12] S. A. Golder and B. A. Huberman. Usage Patterns of Collaborative Tagging Systems. *Journal of Information Science*, 32(2):198–208, 2006.
- [13] S. Zyto, D. Karger, M. Ackerman, and S. Mahajan. Successful Classroom Deployment of a Social Document Annotation System. *CHI*, 2012.