

Adaptive Estimation of Aggregated Values of Conditional Linear Programs

Gevorg Khandamiryan* Vira Semenova†

June 9, 2026

Abstract

We develop a covariate-assisted approach to partially identified parameters that are solutions to an under-identified system of linear equations with known coefficients. Examples include bounds on treatment effects, models of unemployment with state dependence, choice-theoretic models of IV, and random utility models. The boundary (i.e., support function) of the proposed identified set is represented as an average of intersections of regression functions, aggregated over the covariate distribution. We show that the boundary is a regular parameter, propose asymptotic theory, and demonstrate using an empirical application to Jobs First.

Keywords: Duality, linear programming, support function, partial identification, intersection bounds, cross-fitting, asymptotic linear representation, stochastic programming
JEL Numbers: C14, C31, C54

1 Introduction and Motivation

Linear programming problems are ubiquitous in economics. They arise in heterogeneous treatment analysis, multivalued treatments and instruments ([Heckman and](#)

*Email: gevorgkh@berkeley.edu. University of California, Berkeley.

†Email: vsemenova@berkeley.edu. First version: March 2023, arXiv ID: 2303.00982. We are grateful to Victor Chernozhukov, Anna Mikusheva, Bryan Graham, Michael Jansson, Patrick Kline, Demian Pouzo for their guidance and encouragement. Helpful comments were provided by Denis Chetverikov, Bulat Gafarov, Dalia Ghanem, Nail Kashaev, Ying-Ying Lee, Lihua Lei, Rosa Matzkin, Andres Santos, Christopher Walters.

Pinto, 2018; Salanié and Lee, 2018), sample selection (Horowitz and Manski, 1995), discrete choice (Tebaldi et al., 2023), state dependence (Torgovitsky, 2019), and random utility models (Kitamura and Stoye, 2018), among many others. In many such settings, the number of identifying restrictions is smaller than the number of parameters, so point identification fails and worst-case bounds are the natural target of inference.

Inference on bounds is challenging for two reasons. First, closed-form expressions for the bounds are rarely available, motivating case-by-case derivations in individual applications, as in Kline and Tartari (2016)’s analysis of Jobs First and Kamat (2024)’s analysis of Head Start. Second, the linear program may admit multiple optimal solutions — “flat faces” of the identified set (Shapiro, 1991; Dumbgen, 2003; Hsieh et al., 2022) which create non-differentiabilities (Hirano and Porter, 2012) that invalidate standard asymptotic arguments. Both hurdles often discourage the use of baseline covariates, even when covariates are available and would plausibly tighten the bounds.

This paper develops a general framework for estimation and inference on aggregate values of conditional linear programs. The right-hand side of the linear system is allowed to vary with observed characteristics and is treated as an unknown nuisance function to be learned from data. The target parameter is the aggregated support function, obtained by averaging the covariate-specific bounds over the covariate distribution. We establish that, when at least one continuously distributed covariate enters the right-hand side, this aggregated parameter is regular and pathwise differentiable, with an influence function that takes a closed form. The cross-fitted plug-in estimator is root-N consistent and asymptotically normal, with confidence intervals available through a Gaussian multiplier-bootstrap procedure. As a leading special case, when the signal is taken to be the doubly robust signal of Robins and Rotnitzky (1995), the influence function we derive coincides with the efficient influence function of Luedtke and van der Laan (2016) for the sharp upper bound on the always-takers’ share. The framework accommodates first-stage regularized regression methods or other machine-learning estimators through cross-fitting.

The paper makes three theoretical contributions. The first is a closed-form identification result. We establish, via strong LP duality applied pointwise and a Jensen-type aggregation, that the aggregated support function equals the expectation, over the covariate distribution, of the minimum inner product between the conditional

right-hand side and a finite collection of dual vertices. This aggregated bound is weakly tighter than the bound based on aggregate data alone. The representation connects the support-function approach to partial identification with an aggregated intersection-bound representation, a combination that is new to the literature. The second contribution is a regular asymptotic theory. We characterize the influence function of the aggregated support function under a margin condition that is generically satisfied when the conditional moments are continuously distributed, and develop a cross-fitted plug-in estimator together with a Gaussian multiplier-bootstrap inference procedure whose uniform coverage is established over an explicit class of distributions. The third contribution is a self-contained asymptotic theory for cross-fitted envelope-regression estimators, developed in the online supplement at the level of an abstract finite index set and a vector-valued nuisance function. This theory — comprising an oracle expansion, a Gaussian approximation, and multiplier-bootstrap validity — strictly generalizes Theorem 1 of [Luedtke and van der Laan \(2016\)](#), which addresses the two-vertex case, and yields the asymptotic results of the present paper as a direct specialization to the conditional linear program.

We demonstrate the proposed method by revisiting the Jobs First study of [Kline and Tartari \(2016\)](#), who report bounds on five response-probability parameters that summarize how Connecticut’s 1996 welfare reform affected women’s labor-supply and welfare participation decisions. Using twenty-eight baseline covariates and an ℓ_1 -penalized first stage with woman-id cross-fitting, we recover their bounds without relying on the closed-form derivations of their Online Appendix B, providing an alternative methodological route to their main results. We then use the LP framework to address a question that [Kline and Tartari](#) themselves posed: whether the above-FPL opt-in response reflects substantive labor-supply adjustment or trivial earnings reductions of a few dollars from just above the poverty line. Refining the earnings grid into nine bins and applying the same identification and inference machinery verbatim, we find that the largest opt-in lower bound occurs not at the smallest reduction but for women who would have had to reduce earnings by twenty to forty percent of the Federal Poverty Line — a substantively large adjustment. The opt-in response is therefore inconsistent with trivial rounding. Beyond this specific finding, the empirical exercise illustrates how the LP framework makes outcome-grid refinements inferentially and computationally tractable.

A central conceptual point distinguishes this paper from earlier work on linear-

program bounds. The existing literature on the support function approach to partial identification (Beresteanu and Molinari, 2008; Bontemps et al., 2012; Chandrasekhar et al., 2012) studies the support function at a fixed, aggregate data vector. We instead study the *aggregated* support function, obtained by averaging the conditional support function over the covariate distribution. None of the papers in this strand considers this object. The distinction matters because aggregation, viewed as an integration operation, smooths the non-regularity that motivates the literature’s specialized inference procedures (e.g., Fang et al., 2023; Hsieh et al., 2022): covariate values at which the binding dual vertex is non-unique form a measure zero set under a mild smoothness condition on the covariate distribution and therefore do not contribute to the first-order asymptotics. As a consequence, the aggregated support function is a regular, pathwise differentiable parameter, and we do not need further regularization to restore asymptotic normality.

The notion of “flat faces” that complicates inference in the existing literature merits clarification in the present setting. In its general use, the term refers to multiplicity of solutions to the *primal* linear program. By LP duality, primal-solution multiplicity is equivalent to the multiplicity of Lagrange multipliers — the dual solutions — which corresponds to a violation of the Linear Independence Constraint Qualification. Our setting is a special case of linear systems in which the left-hand-side coefficient matrix is deterministic and does not depend on the covariates. In this special case, the derivative of the value function with respect to the conditional right-hand side depends only on the dual solution and not on the primal solution. Multiplicity of primal solutions is therefore immaterial for inference; we need only exclude the possibility of multiple dual solutions, which is the content of our key assumption.

1.1 Literature review

This paper contributes to the growing literature on bounds arising from linear programming problems and affine moment inequalities (Honoré and Tamer, 2006; Andrews et al., 2023; Fang et al., 2023; Dong et al., 2021; Hsieh et al., 2022; Ji et al., 2023). Kitamura and Stoye (2018) employ a dual approach to test whether observed demand is consistent with a random utility model. Fang et al. (2023) and Andrews et al. (2023) also rely on duality for inference procedures, in both cases at the level

of the population LP rather than its conditional counterpart. The closest paper in this line is [Hsieh et al. \(2022\)](#), who invoke duality arguments for a broad class of linear and quadratic programming problems and develop an inference method that accommodates ties. By contrast, we study a conditional version of the linear program in which the right-hand-side covariates are continuously supported, which generically rules out ties on a set of positive measure and renders the aggregated support function regular.

The paper also contributes to the literature on debiased inference with machine learning for trimmed and bounded functionals: the covariate-assisted Lee-type procedures of [Semenova \(2025\)](#), the nonparametric truncated-mean estimator of [Olma \(2021\)](#), the least-squares approach to heterogeneous effects of [Heiler \(2024\)](#), the intensive–extensive margin treatment evaluation of [Heiler et al. \(2024\)](#), and the continuous-treatment extensions of [Lee and Liu \(2025\)](#). These papers typically rely on closed-form representations of the target parameter. Our framework instead focuses on settings where covariates enter through a conditional linear program with no closed-form solution, providing a general LP-based route to regular and efficient inference in partially identified problems with rich covariates.

A second strand of related work is the support-function approach to partial identification, including [Beresteanu and Molinari \(2008\)](#); [Bontemps et al. \(2012\)](#); [Gafarov \(2025\)](#); [Semenova \(2023\)](#). Following [Beresteanu and Molinari \(2008\)](#), we adopt the random-set approach to characterize the covariate-assisted identified set, with randomness induced by the covariate distribution. [Gafarov \(2025\)](#) proposes a different strategy, introducing regularization to handle the non-differentiability associated with flat faces of the identified set. Our approach instead leverages continuously distributed covariates, which generically eliminate flat faces and restore regularity without the need for regularization. The two approaches are complementary: regularization offers a way forward in environments with limited covariates, while covariate assistance provides a natural route to regular inference when richer covariates are available.

The most closely related concurrent work is [Ji et al. \(2023\)](#). Eight months after the first version of the present paper was posted, [Ji et al. \(2023\)](#) developed a model-agnostic covariate-assisted inference framework for partially identified causal effects using optimal transport duality, with a central role for weak duality. Both papers exploit the same fundamental observation: conditioning on covariates and averaging

covariate-specific dual bounds yields a bound that is weakly tighter than the bound obtained from population-average data. The two frameworks are structurally distinct and complementary, and they make different trade-offs between sharpness and robustness. The present paper delivers semiparametrically efficient, square-root-of-N inference for the sharp aggregated bound under a margin condition and consistent first-stage estimation, with an explicit closed-form influence function. [Ji et al. \(2023\)](#) relax the consistency requirement on the first stage by exploiting weak duality directly: any dual-feasible selector delivers a valid bound in expectation, regardless of whether the first-stage estimator converges to the true conditional moments. The cost of this robustness is that the resulting bound is one-sided and need not be sharp. The two approaches are thus complementary: the optimal transport framework offers broader scope (continuous outcomes, model-agnostic validity under misspecification), while the finite-LP framework of the present paper provides a direct route to semiparametrically efficient inference with explicit influence functions in the large class of discrete-outcome economic models in which a linear-system structure is available.

2 Setup

Consider a system of linear equations

$$A\boldsymbol{\beta}_0 = \mathbf{b}_0, \quad \boldsymbol{\beta}_0 \geq 0. \quad (2.1)$$

Here, “ $\boldsymbol{\beta}_0 \geq 0$ ” indicates that all coordinates of the parameter vector $\boldsymbol{\beta}_0$ are non-negative. The parameter $\boldsymbol{\beta}_0 = \mathbb{E}[\boldsymbol{\Pi}]$ is a d -vector summarizing the unobserved heterogeneity by taking an expectation of an unobserved random vector $\boldsymbol{\Pi} \in \mathbf{R}^d$. The k -vector $\mathbf{b}_0 = \mathbb{E}[\mathbf{B}]$ is the expectation of a vector \mathbf{B} that is an unknown yet estimable parameter. The matrix A is a known, deterministic $k \times d$ matrix. We focus on an empirically relevant case when $k < d$, which implies that the vector $\boldsymbol{\beta}_0$ may not be point-identified.

The paper studies projections of the partially identified vector $\boldsymbol{\beta}_0$ onto various directions of economic interest. For example, an upper bound on the j th coordinate ($j \in \{1, \dots, d\}$) is obtained by solving

$$\max_{\boldsymbol{\beta}_0} \mathbf{e}_j^\top \boldsymbol{\beta}_0 \quad \text{subject to} \quad A\boldsymbol{\beta}_0 = \mathbf{b}_0, \quad \boldsymbol{\beta}_0 \geq 0, \quad (2.2)$$

where \mathbf{e}_j is the j th standard basis vector in \mathbf{R}^d . A corresponding lower bound can be obtained by replacing $\max_{\beta_0} \mathbf{e}_j^\top \beta_0$ with $-\max_{\beta_0} -\mathbf{e}_j^\top \beta_0$ under the same constraints. More generally, for a given direction q on a unit sphere

$$\mathcal{S}^{d-1} = \{q \in \mathbf{R}^d, \|q\| = 1\},$$

the projection of the identified set onto q is given by

$$\max_{\beta_0} q' \beta_0 \quad \text{subject to} \quad A \beta_0 = \mathbf{b}_0, \beta_0 \geq 0. \quad (2.3)$$

In order to fix the ideas, we discuss several empirically relevant examples of the linear system (2.1).

2.1 Motivating Examples

Example 1 (Principal stratification). Let X denote a vector of baseline covariates taking values in the set \mathcal{X} . Let Z denote a randomly assigned instrument and $Y \in \mathcal{Y} \subset \mathbf{R}^{\dim Y}$ be the vector of endogenous variables, where Z and Y are assumed to have finite support. Let $\mathbf{U} \in \mathcal{U}$ denote a complete characterization of unobserved heterogeneity (e.g., a collection of counterfactual outcomes) with finite support $\text{supp} \mathbf{U} = \{\mathbf{u}_1, \dots, \mathbf{u}_{N_U}\}$. Given \mathbf{U} and Z , the endogenous variables Y must be non-random. The instrument Z is assumed to be completely independent of \mathbf{U} and X , that is

$$(\mathbf{U}, X) \perp\!\!\!\perp Z. \quad (2.4)$$

The target parameter β_0 is the N_U -dimensional vector of latent response-type probabilities, $\Pr(\mathbf{U} = \mathbf{u})_{\mathbf{u} \in \text{supp} \mathbf{U}}$. For any set $R \subseteq \text{supp} Y$,

$$\begin{aligned} \Pr(Y \in R \mid Z = z) &= \sum_{\mathbf{u} \in \text{supp} \mathbf{U}} \Pr(Y \in R \mid \mathbf{U} = \mathbf{u}, Z = z) \Pr(\mathbf{U} = \mathbf{u} \mid Z = z) \quad (2.5) \\ &= \sum_{\mathbf{u} \in \text{supp} \mathbf{U}} \Pr(Y \in R \mid \mathbf{U} = \mathbf{u}, Z = z) \Pr(\mathbf{U} = \mathbf{u}). \end{aligned}$$

Special cases of this Example include IV bounds in (Balke and Pearl, 1994, 1997), (Lee, 2009) bounds with discrete-valued outcomes.

The linear system in Example 1 — and, more generally, in most examples in this paper — encodes a conservation-of-mass condition: each equation matches the probability of an observable outcome value to a sum of latent response-type probabilities consistent with that value. The number of equations therefore equals the cardinality of the outcome support, and a finite system requires Y to have finite support. When Y is continuously distributed, the RHS function becomes an infinite-dimensional object and the conditional LP is replaced by an infinite-dimensional moment problem requiring optimal-transport techniques (Ji et al., 2023). Such extensions are outside the scope of the present paper. In applied work, researchers commonly discretize continuously distributed outcomes for tractability, as in Kline and Tartari (2016) and our Section 4.

When both the treatment and the outcome are binary, Example 1 reduces to a model studied by Heckman et al. (1997); Manski (1997). We spell it out as a separate example.

Example 2. Let $Z = D = 1$ be an indicator of exogenous binary treatment, and let S be a binary outcome (here, $Y = S$). The propensity score equation (2.5) reduces to

$$\Pr(\mathbf{U} = (1, 1)) + \Pr(\mathbf{U} = (1, 0)) = \Pr(S = 1 \mid D = 1) \quad (2.6)$$

$$\Pr(\mathbf{U} = (1, 1)) + \Pr(\mathbf{U} = (0, 1)) = \Pr(S = 1 \mid D = 0). \quad (2.7)$$

This system is a special case of (2.1) with

$$A = \begin{pmatrix} 1 & 1 & 0 & 0 \\ 1 & 0 & 1 & 0 \\ 1 & 1 & 1 & 1 \end{pmatrix}, \quad \mathbf{b}_0 = \begin{pmatrix} \Pr(S = 1 \mid D = 1) \\ \Pr(S = 1 \mid D = 0) \\ 1 \end{pmatrix} = \begin{pmatrix} s(1) \\ s(0) \\ 1 \end{pmatrix}. \quad (2.8)$$

Example 2 serves as the running example throughout the rest of the paper. Beyond this binary-outcome benchmark, the framework also accommodates a range of applied settings.

Example 3 (Choice-theoretic model of IV). Consider a model generated by a system

of treatment and outcome equations as studied in [Heckman and Pinto \(2018\)](#):

$$\begin{aligned} D &= f_D(X, Z, V), \\ Y &= f_Y(X, D, V, \epsilon_Y), \\ X, V, \epsilon_Y, Z &\text{ are mutually independent.} \end{aligned} \tag{2.9}$$

Here Z is an exogenous instrument, D is an endogenous treatment, and

$$Y = \sum_{d \in \mathcal{D}} Y(d) \mathbf{1}\{D = d\}$$

is the observed outcome. The response vector $\mathbf{U} = (D(1), \dots, D(n_Z))$ encodes potential treatment assignments across instrument values $Z \in \mathcal{Z}$. The target parameter is the average potential outcome for a given response type \mathbf{u} :

$$\mathbb{E}[Y(d) \mid \mathbf{U} = \mathbf{u}] = \frac{\sum_{y \in \text{supp}Y} y \Pr(Y(d) = y, \mathbf{U} = \mathbf{u})}{\Pr(\mathbf{U} = \mathbf{u})}. \tag{2.10}$$

The independence assumption (2.9) implies, for any $d \in \mathcal{D}$ and $z \in \mathcal{Z}$,

$$\Pr(D = d \mid Z = z) = \sum_{\mathbf{u} \in \text{supp}(\mathbf{U})} \Pr(D = d \mid \mathbf{U} = \mathbf{u}, Z = z) \Pr(\mathbf{U} = \mathbf{u}), \tag{2.11}$$

which is parallel to (2.5). It also implies

$$\begin{aligned} &\Pr(\mathbf{1}\{Y \in R\} \cdot \mathbf{1}\{D = d\} \mid Z = z) \\ &= \sum_{\mathbf{u} \in \text{supp}(\mathbf{U})} \Pr(D = d \mid \mathbf{U} = \mathbf{u}, Z = z) \Pr(Y(d) \in R, \mathbf{U} = \mathbf{u}), \quad z \in \mathcal{Z}. \end{aligned} \tag{2.12}$$

As discussed in [Heckman and Pinto \(2018\)](#), these equations can be written as linear programs. If the denominator of (2.10) is identified, then bounds on $\mathbb{E}[Y(d) \mid \mathbf{U} = \mathbf{u}]$ are equivalent to bounds on the numerator $\sum_{y \in \text{supp}Y} y \Pr(Y(d) = y, \mathbf{U} = \mathbf{u})$, which is a special case of (2.2) with $q = (y_1, \dots, y_{\#\text{supp}Y})$ and $\beta_0 = (\Pr(Y(d) = y, \mathbf{U} = \mathbf{u}))_{y \in \text{supp}Y}$.

Example 4 (Survey Response). Consider the setup of Example 3. In addition to

the instrument and treatment, suppose we observe a survey response variable

$$S = \sum_{d \in \mathcal{D}} \sum_{z \in \mathcal{Z}} \mathbf{1}\{D = d, Z = z\} S(d, z),$$

where $S(d, z)$ is a binary indicator of whether the potential outcome $Y(d)$ is observed. In contrast to job training, where the employment indicator $S(d, z) = S(d) = \mathbf{1}\{Y(d) > 0\}$ satisfies an exclusion restriction (e.g., (Chen and Flores, 2015)) by design, the indicator $S(d, z)$ is unrestricted. The observed data consist of $(Z, X, D, S, S \cdot Y)$, where Y is assumed to have finite support.

Define the unobserved heterogeneity vector \mathbf{U} as the $N_Z(N_D + 1)$ -dimensional random vector collecting the counterfactual treatment assignments and response indicators:

$$\mathbf{U} = (D(z_1), \dots, D(z_{N_Z}), (S(d, z))_{d \in \mathcal{D}, z \in \mathcal{Z}})'$$

Then, analogously to (2.12), we obtain

$$\begin{aligned} \Pr(S = 1, D = d \mid Z = z) &= \sum_{\mathbf{u} \in \mathcal{U}} \Pr(S(d, z) = 1, D = d \mid \mathbf{U} = \mathbf{u}, Z = z) \Pr(\mathbf{U} = \mathbf{u} \mid Z = z) \\ &= \sum_{\mathbf{u} \in \mathcal{U}} \Pr(S(d, z) = 1, D = d \mid \mathbf{U} = \mathbf{u}, Z = z) \Pr(\mathbf{U} = \mathbf{u}), \end{aligned} \tag{2.13}$$

where the last equality uses the independence $\mathbf{U} \perp\!\!\!\perp Z$. In this setup, it is most informative to focus on treatment effect parameters for the always-observed principal strata. For example, one may consider the average potential outcome for always-observed compliers:

$$\mathbb{E}[Y(d) \mid (S(d, z) = 1)_{d \in \mathcal{D}, z \in \mathcal{Z}}, D(1) = 1, D(0) = 0].$$

We include below a final core example drawn from the random utility literature.

Example 5 (Random utility models, (Kitamura and Stoye, 2018, 2019)). A random utility model (RUM, (Kitamura and Stoye, 2018, 2019)) partially identifies counterfactual demand from a repeated cross-section of prices, budgets, and observed product choices. Suppose there are K goods and J budgets. Given a vector $p \in \mathbf{R}^K$, the budget set is $B(p) = \{y \in \mathbf{R}^K : p'y = 1\}$ and the consumption bundle satisfies $Y \in B(p)$. Let A be a binary matrix whose columns represent possible non-stochastic

demand systems, $\beta_0 \geq 0$ a probability distribution over demand systems, and \mathbf{b}_0 a vector of observed factual shares $(\Pr(Y \in V \mid P = p_j))_{j \in J, V \in \mathcal{V}}$. Kitamura and Stoye (2019) propose bounds on functions of counterfactual demand; our framework delivers debiased inference for such bounds when baseline covariates X are available.

2.2 Covariates

This section extends the linear program (2.1) to incorporate covariates. Specifically, suppose the system can be written as the conditional *linear program*

$$A\beta_0(x) = \mathbf{b}_0(x), \quad x \in \mathcal{X}, \quad (2.14)$$

where $\beta_0(x) = \mathbb{E}[\boldsymbol{\Pi} \mid X = x]$ is the d -dimensional vector function summarizing unobserved heterogeneity, and $\mathbf{b}_0(x) = \mathbb{E}[\mathbf{B} \mid X = x]$ is the k -dimensional vector function that is estimable. This assumption is high level and must be verified on a case-by-case basis. Below, we revisit several motivating examples and show how the conditional linear restriction (2.14) arises from first principles.

Example 1 (continued) *The independence assumption (2.4) implies*

$$\begin{aligned} & \Pr(Y \in R \mid Z = z, X = x) & (2.15) \\ &= \sum_{\mathbf{u} \in \text{supp}\mathbf{U}} \Pr(Y \in R \mid \mathbf{U} = \mathbf{u}, Z = z, X = x) \Pr(\mathbf{U} = \mathbf{u} \mid Z = z, X = x) \\ &= \sum_{\mathbf{u} \in \text{supp}\mathbf{U}} \Pr(Y \in R \mid \mathbf{U} = \mathbf{u}, Z = z) \Pr(\mathbf{U} = \mathbf{u} \mid X = x). \end{aligned}$$

The independence assumption (2.4) implies that (2.14) holds with $\mathbf{b}_0(x) = (s(1, x), s(0, x), 1)'$ where $s(d, x) = \Pr(S = 1 \mid D = d, X = x)$ for $d \in \{1, 0\}$ and A as in (2.8).

For any $q \in \mathcal{S}^{d-1}$, consider the conditional linear program

$$\sigma(q, x) := \max_{\beta_0} q' \beta_0 \quad \text{s.t.} \quad A\beta_0 = \mathbf{b}_0(x), \quad \beta_0 \geq 0. \quad (2.16)$$

Averaging over the distribution of covariates gives

$$\sigma(q) = \mathbb{E}[\sigma(q, X)], \quad (2.17)$$

which characterizes the boundary of the covariate-assisted *identified set*. This set is

$$\mathcal{B} = \bigcap_{q \in \mathcal{S}^{d-1}} \{b \in \mathbf{R}^d : q'b \leq \sigma(q)\}, \quad (2.18)$$

where $\sigma(q)$ is given by (2.16)–(2.17). Invoking the argument of Artstein (1974) (cf. Beresteanu and Molinari (2008), Definition 5, p. 771) yields the following Proposition:

Proposition 1 (Covariate-assisted identified set). *The set \mathcal{B} is convex and compact and has support function $\sigma(q)$ in (2.17). Equivalently, \mathcal{B} consists of points of the form $\beta_0 = \mathbb{E}[\beta_0(X)]$, where $\beta_0(x)$ satisfies (2.14).*

Proposition 1 shows that \mathcal{B} can be characterized in two equivalent ways: (i) as the average of partially identified solutions to (2.14) (random set approach, (Beresteanu and Molinari, 2008; Beresteanu, Molchanov, and Molinari, 2011)), or (ii) as the intersection of supporting hyperplanes defined by conditional projections of (2.14) (support function approach, (Beresteanu and Molinari, 2008; Bontemps, Magnac, and Maurin, 2012; Chandrasekhar, Chernozhukov, Molinari, and Schrimpf, 2012)).

3 Theoretical Results

Section 3.1 gives an overview of strong duality and presents a dual representation of the boundary, which facilitates estimation and inference. Section 3.2 derives an influence function for the boundary.

3.1 Dual Identification

Given a direction $q \in \mathbf{R}^d$, the linear system (2.16) can be written as a standard-form *linear program* (LP):

$$\begin{aligned} \sigma(q, x) &= \max q' \beta_0 \\ \text{subject to } & A \beta_0 = \mathbf{b}_0(x), \\ & \beta_0 \geq 0. \end{aligned}$$

The data enter the problem only through the expectation function $\mathbf{b}_0(x) = \mathbb{E}[\mathbf{B} \mid X = x]$. The primal optimal value $\sigma(q, x)$ is assumed finite for every covariate value

$x \in \mathcal{X}$. The dual LP is

$$\begin{aligned} \sigma_D(q, x) &= \min \nu' \mathbf{b}_0(x) \\ \text{subject to } \quad & A' \nu - \lambda - q = 0, \\ & \lambda \geq 0, \end{aligned}$$

where $\nu \in \mathbf{R}^k$ and $\lambda \in \mathbf{R}^d$ are the dual variables associated with the equality and inequality constraints. Eliminating the slack vector λ via $\lambda = A' \nu - q \geq 0$ gives the inequality form of the dual feasible set

$$A' \nu \geq q, \tag{3.1}$$

which is a data-free, covariate-free convex polytope with a finite vertex set $\mathcal{T} = \mathcal{T}(q)$, that is, the set of extreme points of $\{\nu \in \mathbf{R}^k : A' \nu \geq q\}$. Because most empirical questions fix a direction q , we suppress the argument and write \mathcal{T} for $\mathcal{T}(q)$ whenever no ambiguity arises. For the dual variable as *any* minimizer

$$\nu_0(x) \in \arg \min_{\nu \in \mathcal{T}} \nu' \mathbf{b}_0(x), \tag{3.2}$$

$\sigma_D(q, x) = \nu_0(x)' \mathbf{b}_0(x)$ is the dual optimal value. For linear programs, the primal and dual optimal values coincide:

$$\sigma(q, x) = \sigma_D(q, x) = \nu_0(x)' \mathbf{b}_0(x), \tag{3.3}$$

that is, strong duality holds. Aggregating $\sigma(q, x)$ over the covariate distribution gives a dual representation for $\sigma(q)$:

$$\sigma(q) = \mathbb{E}[\sigma(q, X)] = \mathbb{E}[\nu_0(X)' \mathbf{b}_0(X)]. \tag{3.4}$$

Example 2 (continued) *The upper Fréchet–Hoeffding bound on the always-takers’ share is*

$$\mathbb{E}_X [\min(s(0, X), s(1, X))] = \mathbb{E}[\nu_0(X)' \mathbf{b}_0(X)],$$

where the expectation function is $\mathbf{b}_0(x) = (s(1, x), s(0, x), 1)'$. The dual value $\nu_0(x)$

reduces to

$$\nu_0(x) = \begin{cases} (0, 1, 0)' & s(1, x) > s(0, x), \\ (1, 0, 0)' & s(1, x) < s(0, x), \\ w(1, 0, 0)' + (1 - w)(0, 1, 0)', & s(1, x) = s(0, x), \quad w \in [0, 1]. \end{cases} \quad (3.5)$$

In the first two cases, where $s(1, x) \neq s(0, x)$, the binding vertex is unique. In the third case, when $s(1, x) = s(0, x)$, the binding vertex is not unique: the dual value $\nu_0(x)$ can take any value on the line segment $\{w(1, 0, 0)' + (1 - w)(0, 1, 0)' : w \in [0, 1]\}$.

Proposition 2. Let \mathcal{T} be the set of vertices of the dual feasible set $\{\nu \in \mathbf{R}^k : A'\nu \geq q\}$ defined in (3.1). The following statements hold:

(1) The basic (i.e., no-covariate) boundary is an intersection bound

$$\bar{\sigma}(q) = \inf_{\nu \in \mathcal{T}} \nu' \mathbb{E}[\mathbf{b}_0(X)] = \inf_{\nu \in \mathcal{T}} \nu' \mathbf{b}_0,$$

(2) The covariate-assisted boundary is an aggregated intersection bound

$$\sigma(q) = \mathbb{E} \left[\inf_{\nu \in \mathcal{T}} \nu' \mathbf{b}_0(X) \right] = \mathbb{E} [\nu_0(X)' \mathbf{b}_0(X)] = \mathbb{E} [\nu_0(X)' \mathbf{B}]. \quad (3.6)$$

(3) The covariate-assisted boundary is weakly tighter than the basic one:

$$\sigma(q) = \mathbb{E} \left[\inf_{\nu \in \mathcal{T}} \nu' \mathbf{b}_0(X) \right] \leq \inf_{\nu \in \mathcal{T}} \nu' \mathbb{E}[\mathbf{b}_0(X)] = \bar{\sigma}(q), \quad (3.7)$$

and the covariate-assisted set \mathcal{B} is weakly contained in the basic set $\bar{\mathcal{B}}$.

Proposition 2 characterizes the boundary of the identified set for β_0 with and without covariates. It represents the boundary (i.e., support function) as (aggregated) intersection bounds for a general class of linear programs. As we demonstrate later on, this representation facilitates estimation and inference.

3.2 Influence Function

In this section, we derive the influence function for the support function. Our first assumption requires the dual variable to be unique a.s. in covariate space. This assumption rules out “flat faces” and establishes regularity of support function.

Assumption 3.1 (Unique Dual Vertex). *The dual minimization problem (3.2) has a unique minimizer $\nu_0(x)$ for each $x \in \mathcal{X}$. In other words, for any distinct $\nu_1, \nu_2 \in \mathbf{R}^k$, the probability that both achieve the same dual value as $\nu_0(x)$ is zero:*

$$\Pr\left(X : \exists \nu_1 \neq \nu_2 \in \mathcal{T} \text{ s.t. } \nu_1' \mathbf{b}_0(X) = \nu_2' \mathbf{b}_0(X) = \nu_0(X)' \mathbf{b}_0(X)\right) = 0. \quad (3.8)$$

Assumption 3.1 requires that the binding vertex in the set \mathcal{T} is unique almost surely under P_X . If this condition holds, we can define the dual function mapping \mathcal{X} into \mathcal{T} as

$$\nu_0(x) = \sum_{\nu \in \mathcal{T}} \nu \mathbf{1}\left\{\nu \in \arg \min_{\tilde{\nu} \in \mathcal{T}} \tilde{\nu}' \mathbf{b}_0(X)\right\}. \quad (3.9)$$

This assumption is plausible if the vector $\mathbf{b}_0(X)$ is continuously distributed, for example, if it has an a.s. bounded density.

The following Assumption 3.2 is a mild technical condition on the random variable \mathbf{B} . For example, if the random variable \mathbf{B} is bounded a.s., this assumption is trivially satisfied.

Assumption 3.2 (Bounded Second Moment). *The variance of the signal vector \mathbf{B} is bounded in operator norm:*

$$\sup_{x \in \mathcal{X}} \lambda_{\max}(\mathbb{E}_P[\mathbf{B}\mathbf{B}' \mid X = x]) \leq \bar{B}. \quad (3.10)$$

A statistical functional $\theta(P)$ is *pathwise differentiable* at P_0 if, for every regular parametric submodel $\{P_\varepsilon : \varepsilon \in (-\delta, \delta)\}$ passing through P_0 at $\varepsilon = 0$ with score $S(W)$, the map $\varepsilon \mapsto \theta(P_\varepsilon)$ is differentiable at $\varepsilon = 0$ and the derivative can be represented as

$$\left. \frac{d}{d\varepsilon} \right|_{\varepsilon=0} \theta(P_\varepsilon) = \mathbb{E}_{P_0}[\phi(W) S(W)] \quad (3.11)$$

for some mean-zero, finite-variance function $\phi(W)$ that does not depend on the choice of submodel.

Pathwise differentiability underwrites regular \sqrt{N} -inference: a regular, asymptotically linear estimator $\hat{\theta}$ with influence function ϕ satisfies $\sqrt{N}(\hat{\theta} - \theta) = N^{-1/2} \sum_{i=1}^N \phi(W_i) + o_P(1)$ and is asymptotically normal with variance $\mathbb{V}\text{ar}(\phi)$. When pathwise differentiability fails — as it does for the pointwise support function at a fixed b when flat

faces are present (Hirano and Porter, 2012) — regular \sqrt{N} -inference is generally impossible without additional smoothing or regularization.

Proposition 3. *Suppose Assumptions 3.1 and 3.2 hold. Then $\sigma(q)$ is pathwise differentiable, and*

$$\phi_q(W) = \nu_0(X)' \mathbf{B} - \sigma(q) \quad (3.12)$$

is an influence function for $\sigma(q)$. Consequently, any regular, asymptotically linear estimator $\hat{\sigma}(q)$ with influence function ϕ_q — the existence of which is established for the cross-fitted plug-in of Definition 5.2 in Proposition 4 — admits the representation

$$\sqrt{N}(\hat{\sigma}(q) - \sigma(q)) = \frac{1}{\sqrt{N}} \sum_{i=1}^N \phi_q(W_i) + o_P(1), \quad (3.13)$$

and is asymptotically normal with variance $\text{Var}(\phi_q(W)) = \text{Var}(\nu_0(X)' \mathbf{B})$, where the second equality uses the fact that $\sigma(q)$ is a deterministic constant for each fixed q .

Proposition 3 shows that the influence function for the boundary of the aggregated identified set depends only on the dual variable $\nu_0(x)$ and on the chosen signal \mathbf{B} . The key finding is that the identity of the binding dual vertex $\nu_0(x)$ can be treated as known. No correction term is needed for estimating the arg min in (3.9), paralleling the “oracle property” in Luedtke and van der Laan (2016).

Remark 1 (Luedtke and van der Laan (2016) as a special case). In Example 2, Assumption 3.1 reduces to

$$\Pr(s(1, X) = s(0, X)) = 0.$$

If this condition holds, the semiparametric efficiency bound for $\mathbb{E}[\min(s(1, X), s(0, X))]$ is well defined (Luedtke and van der Laan, 2016); otherwise, regular estimators may not exist (Hirano and Porter, 2012). Let $\pi(X) = \Pr(D = 1 \mid X)$ be the propensity score. Taking \mathbf{B} as the doubly robust signal of Robins and Rotnitzky (1995), the dual signal $\nu_0(X)' \mathbf{B}$ entering the influence function $\phi_q(W) = \nu_0(X)' \mathbf{B} - \sigma(q)$ of

Proposition 3 reduces to

$$\begin{aligned} \nu_0(X)' \mathbf{B} &= \mathbf{1}\{s(1, X) > s(0, X)\} \cdot \left[s(0, X) + \frac{1-D}{1-\pi(X)} (S - s(0, X)) \right] \\ &+ \mathbf{1}\{s(1, X) < s(0, X)\} \cdot \left[s(1, X) + \frac{D}{\pi(X)} (S - s(1, X)) \right]. \end{aligned} \quad (3.14)$$

The right-hand side coincides, up to centering, with the efficient influence function for $\mathbb{E}[\min(s(0, X), s(1, X))]$ established in Luedtke and van der Laan (2016, Theorem 1).

Remark 2 (Robins and Rotnitzky (1995) as a special case). In Example 2, if covariates fail to detect the sign change, i.e.

$$s(1, x) > s(0, x) \quad \text{for all } x \in \mathcal{X},$$

then $\nu_0(x) = (0, 1, 0)'$ for all x , and (3.14) reduces to the efficient influence function of Robins and Rotnitzky (1995) for $s(0) = \mathbb{E}[s(0, X)] = \Pr(S = 1 \mid D = 0)$.

Remark 3 ((Levis et al., 2025) as a special case). (Levis et al., 2025) studies the classical Balke–Pearl bounds (Balke and Pearl, 1997), which can be written as a special case of Example 1 with binary outcomes. In their formulation, the vector of latent shares is $\boldsymbol{\beta}_0 = (\beta_{10}, \beta_{01}, \beta_{11}, \beta_{00})$, denoting the joint distribution of potential outcomes $(Y(1), Y(0))$. The revealed-preference consistency conditions with the observed marginals can be written compactly as

$$A\boldsymbol{\beta}_0 = \mathbf{b}_0$$

with

$$A = \begin{bmatrix} 1 & 0 & 1 & 0 \\ 0 & 1 & 0 & 1 \\ 1 & 1 & 0 & 0 \\ 0 & 0 & 1 & 1 \end{bmatrix}, \quad \mathbf{b}_0 = \begin{bmatrix} P(Y = 1 \mid Z = 0) \\ 1 - P(Y = 1 \mid Z = 0) \\ P(Y = 1 \mid Z = 1) \\ 1 - P(Y = 1 \mid Z = 1) \end{bmatrix}.$$

Riesz Representation is often used to construct moment functions obeying orthogonality conditions, see, e.g., (Newey, 1994). The novelty of this work is to give an example of Riesz representer that is not available in a closed form but instead is given as a solution to linear program.

Remark 4 (Riesz Representation of Support Function). Let P_θ be a parametric submodel of P_W , and let $b_\theta(x)$ be the expectation function. Then

$$\partial_\theta \sigma_\theta(q) = \mathbb{E}[\nu_0(X)' \partial_\theta b_\theta(X)], \quad (3.15)$$

so $\nu_0(x)$ is the Riesz representer of $\mathbf{b}_0(x)$. Adding the correction term and invoking strong duality gives

$$\sigma(q, X) + \nu_0(X)'(\mathbf{B} - \mathbf{b}_0(X)) = \nu_0(X)'\mathbf{B}.$$

Remark 4 shows that $\nu_0(x)$ is the Riesz representer of the nuisance vector-function $\mathbf{b}_0(X)$. The last element of representation (3.15) provides the adjustment term needed for the construction of the influence function. Adding it to the original (primal) moment $\sigma(q) := \mathbb{E}[\sigma(q, X)]$ yields the influence function

$$\psi_q(W) = \sigma(q, X) + \nu_0(X)'(\mathbf{B} - \mathbf{b}_0(X)) - \sigma(q) = \nu_0(X)'\mathbf{B} - \sigma(q). \quad (3.16)$$

4 Illustration: The Jobs First Welfare-to-Work Experiment

In this section, we develop the Jobs First linear program end-to-end, from the MDRC randomized trial through the coefficient matrix A to the finer earnings grid that the empirical analysis of Section 6 exploits. The treatment follows [Kline and Tartari \(2016\)](#)'s data construction and discretization verbatim, and adds the mechanical refinement of A that is new here. Numerical results appear in Section 6; the estimation and inference theory used below is developed in Section 5.

Jobs First was a welfare-to-work assistance program introduced in Connecticut in the late 1990s as an alternative to the federal Aid to Families with Dependent Children (AFDC) program. In 1996, the Manpower Demonstration Research Corporation (MDRC) conducted a randomized trial in which eligible female applicants were randomly assigned either to Jobs First (treatment group; we abbreviate as ‘‘JF’’ throughout) or left eligible for AFDC (control group). JF replaced AFDC’s unlimited eligibility rules with a 21-month time limit and a more generous earnings disregard: recipients could keep their welfare check while working until their earnings exceeded

the Federal Poverty Line (FPL). The program thus provided stronger work incentives and enforced stricter participation limits.

Data description. The data structure is a special case of Example 1. The exogenous treatment indicator is $D_i = 1$ for women assigned to JF and $D_i = 0$ for women assigned to AFDC; since compliance with random assignment is perfect in the MDRC trial, we set $Z_i = D_i$ throughout. For each woman i , let E_i denote quarterly earnings and W_i an indicator of welfare receipt. Following Kline and Tartari (2016), we form a discretized earnings outcome Y_i^{earn} and a binary welfare-participation outcome Y_i^{wel} by

$$Y_i^{\text{earn}} = \begin{cases} 0 & \text{if } E_i = 0, \\ 1 & \text{if } 0 < E_i \leq \text{FPL}, \\ 2 & \text{if } E_i > \text{FPL}, \end{cases} \quad Y_i^{\text{wel}} = \begin{cases} p & \text{if } W_i = 1, \\ n & \text{if } W_i = 0. \end{cases} \quad (4.1)$$

The combined outcome $Y_i = (Y_i^{\text{earn}}, Y_i^{\text{wel}})$ takes six values in $\{0p, 1p, 2p, 0n, 1n, 2n\}$. Three reporting conventions, inherited from Kline and Tartari (2016), govern how these values map to latent response types:

1. $2p \equiv 2u$: anyone reporting above-FPL earnings while on welfare is, by definition, under-reporting.
2. Under AFDC, $1p$ pools two latent types, which are observationally indistinguishable, $1r$ (truthful) and $1u$ (under-reporting below FPL).
3. Under JF, the earnings disregard removes the incentive to under-report below FPL, so $1p = 1r$.

The baseline covariate vector X_i contains 28 variables: age, education level, number of children, family and marital status, and a quarterly history of employment, earnings, AFDC participation, and food-stamp receipt over the eight quarters prior to random assignment. The continuously distributed earnings and AFDC-receipt histories are central to the validity of the margin condition (Assumption 5.2) in this application: the conditional shares $\mathbf{b}_0(x)$ inherit non-degeneracy from these continuous components, so near-ties between competing dual vertices occur with probability zero (cf. Remark 7). Following Kline and Tartari (2016), we focus on the sample of $N = 4,641$ women whose child-count variable is not missing.

Linear-programming problem. We represent this problem as a special case of the linear system (2.1). Absent restrictions there are $7 \times 6 = 42$ latent response margins, corresponding to every pairing of an AFDC state with a JF state. Revealed-preference arguments spelled out in detail in Kline and Tartari (2016, Table 1 and Online Appendix B) imply that only 10 of these margins are feasible, and one of them, $\beta_{1u,1r}$, is degenerate at one. The number of free response probabilities therefore reduces to 9, which we collect into the vector

$$\boldsymbol{\beta}_0 \equiv (\beta_{0n,1r}, \beta_{0r,0n}, \beta_{2n,1r}, \beta_{0r,2n}, \beta_{0r,1r}, \beta_{0r,1n}, \beta_{1n,1r}, \beta_{0r,2u}, \beta_{2u,1r})'$$

These latent shares represent the fractions of women whose counterfactual AFDC and JF states are linked by revealed preference: $\beta_{s^a,s^j} = P(\text{AFDC state} = s^a, \text{JF state} = s^j)$ is the joint probability that a randomly selected woman would occupy AFDC state s^a and JF state s^j . The empirical moments \boldsymbol{b}_0 are differences in observed shares under JF and AFDC,

$$\boldsymbol{b}_0 \equiv (p_{0n}^{\text{JF}} - p_{0n}^{\text{AFDC}}, p_{1n}^{\text{JF}} - p_{1n}^{\text{AFDC}}, p_{2n}^{\text{JF}} - p_{2n}^{\text{AFDC}}, p_{0p}^{\text{JF}} - p_{0p}^{\text{AFDC}}, p_{2p}^{\text{JF}} - p_{2p}^{\text{AFDC}})'$$

where p_s^{AFDC} and p_s^{JF} denote observed shares in state s under AFDC and JF, respectively. Rather than working with joint probabilities β_{s^a,s^j} directly, we reparametrize them as conditional probabilities

$$\pi_{s^a,s^j} = P(\text{JF state} = s^j \mid \text{AFDC state} = s^a) = \beta_{s^a,s^j} / p_{s^a}^{\text{AFDC}},$$

where $p_{s^a}^{\text{AFDC}}$ is the IPW-adjusted probability of state s^a in the AFDC control group. This reparametrization ensures that the coefficient matrix A is non-stochastic, and restrictions can be written as

$$A\boldsymbol{\beta}_0 = \boldsymbol{b}_0,$$

with the 5×9 coefficient matrix

$$A = \begin{pmatrix} -1 & 1 & 0 & 0 & 0 & 0 & 0 & 0 & 0 \\ 0 & 0 & 0 & 0 & 0 & 1 & -1 & 0 & 0 \\ 0 & 0 & -1 & 1 & 0 & 0 & 0 & 1 & 0 \\ 0 & -1 & 0 & -1 & -1 & -1 & 0 & -1 & 0 \\ 0 & 0 & 0 & 0 & 0 & 0 & 0 & 1 & -1 \end{pmatrix}. \quad (4.2)$$

Each of the five rows enforces a conservation-of-mass condition: the observed difference in the share of women in a given observable state across the two regimes must be accounted for by the latent “flows” permitted by revealed preference. Unlike [Kline and Tartari \(2016\)](#), who solve this system by deriving closed-form expressions of the conditional probabilities (their Online Appendix B), we work directly with the linear-programming representation.

The function to be maximized reduces to interpretable expressions of structural parameters. For example, to bound the transition probability $\pi_{2n,1r} = P(\text{JF state} = 1r \mid \text{AFDC state} = 2n)$, the fraction of women who reduce their labor supply and opt into welfare in response to Jobs First, we choose $q = e_3 = (0, 0, 1, 0, 0, 0, 0, 0, 0)'$ in 2.3, the third standard basis vector, and obtain an upper bound on the joint probability $\beta_{2n,1r}$; the lower bound corresponds to $q = -e_3$. The combinatorial bound $|\mathcal{T}(q)| \leq \binom{d}{k}$ of Remark 12 is $\binom{9}{5} = 126$, but the dual vertex set is small in practice: for $q = \pm e_3$, $\mathcal{T}(q)$ contains only a handful of vertices, well within the regime where Section 5’s fixed- $|\mathcal{T}|$ asymptotic theory applies.

Discretizing outcomes. [Kline and Tartari \(2016\)](#) discretize earnings into three bins - zero earnings, positive earnings at or below FPL, and earnings above FPL as shown in 4.1. They derive bounds for conditional probabilities analytically using closed-form expressions (see their Online Appendix B).

In discussing their empirical results, [Kline and Tartari \(2016, Section X.A, p. 1009\)](#) themselves pose the following question:

“[The] finding of a significant opt-in response could hypothetically reflect trivial earnings reductions from \$1 above the poverty line to exactly the poverty line.”

Answering this question requires looking inside the coarse above-FPL bin: if the measured opt-in response is concentrated among women who reduced earnings by only a few dollars from just above FPL to the FPL threshold, the response is consistent with a trivial rounding; if instead the response is spread across larger reductions, it is consistent with substantive labor-supply adjustments. This question is beyond the scope of existing discretization and requires finer partition of the outcome bins.

Dividing the above-FPL category into two sub-bins proved to be analytically more involved than the baseline with three income bins as [Kline and Tartari \(2016\)](#) show in Online Appendix, Section 6. The linear programming framework makes this and

further refinements easy to implement. Each new sub-bin introduces additional transition parameters (columns) and potentially additional conservation-of-mass equations (rows), so that the coefficient matrix A is replaced by a block-expanded matrix \tilde{A} . One might argue that under this finer granularity regime the construction of the non-stochastic matrix \tilde{A} is challenging. However, the refined partition is induced from the main (coarse) one and directly inherits the revealed preference arguments. These arguments underlying each row depend only on the welfare participation and reporting status of the woman, and do not depend on the specific level of earnings within a bin. We will elaborate with a setup and give an example construction below.

Block expansion of A . Let $\mathcal{S} = \{s_1, \dots, s_k\}$ denote the original partition of the outcome support into coarse bins resulting in matrix A . A *refinement* $\tilde{\mathcal{S}}$ is any partition that subdivides each $s \in \mathcal{S}$ into one or more disjoint sub-bins; we write $\tilde{s} \prec s$ to mean that $\tilde{s} \in \tilde{\mathcal{S}}$ is contained in s . The refinement $\tilde{\mathcal{S}}$ induces a refined linear system

$$\tilde{A}\tilde{\beta}_0 = \tilde{\mathbf{b}}_0, \quad \tilde{\beta}_0 \geq 0, \quad (4.3)$$

where $\tilde{\mathbf{b}}_0$ collects the expectations of indicators for each refined observable state, \tilde{A} summarizes the flows into and out of each state at a finer partition level $\tilde{\mathcal{S}}$ and $\tilde{\beta}_0$ is the vector collecting corresponding finer transition probability parameters.

Revealed preference restricts transitions at the level of latent states, which do not depend on how the outcome is partitioned. Consequently, if the coarse model rules out the transition $s^a \rightarrow s^j$, then the refined model rules out every transition $\tilde{s}^a \rightarrow \tilde{s}^j$ with $\tilde{s}^a \prec s^a$ and $\tilde{s}^j \prec s^j$. The matrix \tilde{A} therefore inherits a block structure from A : each entry A_{ij} expands into a block whose rows now should reflect the sub-bins of s_i^a (if any) and columns should account for new transition parameters. In Section 6, we report main results on a finer partition case with 9 income bins. For a coarse state $s \in \mathcal{S}$, let $m(s) = |\{\tilde{s} \in \tilde{\mathcal{S}} : \tilde{s} \prec s\}|$ denote the number of sub-bins that refine it. Our main granular specification sets $m(s) = 1$ for zero earnings (which admits no further subdivision), $m(s) = 5$ for earnings below FPL, and $m(s) = 3$ for earnings above FPL.

Index the rows of A by coarse observable states s_r and its columns by the pairs (s^a, s^j) that label coarse β parameters. The refined matrix \tilde{A} then decomposes into

blocks $\tilde{A}_{r,(s^a,s^j)}$ of size $m(s_r) \times m(s^a)m(s^j)$, one for each entry of A . Two cases determine the content of each block:

1. If $A_{r,(s^a,s^j)} = 0$, the block is zero: no fine-level transition contributes to the flow equation for any sub-bin of s_r .
2. If $A_{r,(s^a,s^j)} \neq 0$, the block is sparse, with entries equal to $A_{r,(s^a,s^j)}$ in positions dictated by fine-level flow conservation. When $m(s_r) = 1$, every fine transition $(\tilde{s}^a, \tilde{s}^j) \prec (s^a, s^j)$ enters the single equation, so the block is the row vector $A_{r,(s^a,s^j)} \cdot \mathbf{1}'_{m(s^a)m(s^j)}$. When $m(s_r) > 1$, each sub-bin $\tilde{s}_r \prec s_r$ has its own flow equation, and the coarse coefficient appears only in positions $(\tilde{s}_r, (\tilde{s}^a, \tilde{s}^j))$ for which $\tilde{s}_r \in \{\tilde{s}^a, \tilde{s}^j\}$, i.e. on sub-diagonals selected by the fine-level conservation accounting.

To illustrate the block expansion of A concretely, consider the transition parameter $\beta_{2n,1r}$, where state $2n$ (above-FPL, not on welfare) is the source and state $1r$ (below-FPL, on welfare) is the destination. In the main granular specification of Section 6, $2n$ is refined into three sub-bins $\tilde{\mathcal{S}}_{2n} = \{b_6n, b_7n, b_8n\}$ and $1r$ is refined into five sub-bins $\tilde{\mathcal{S}}_{1r} = \{b_1r, b_2r, b_3r, b_4r, b_5r\}$. Here and below, subscripts 1–5 index the five below-FPL sub-bins and subscripts 6–8 index the three above-FPL sub-bins. We choose this transition to illustrate the general case in which both source and destination states are divided into sub-bins.

Under the coarse partition, the conservation-of-mass constraint for state $2n$ reads

$$-\beta_{2n,1r} + \beta_{0r,2n} = p_{2n}^j - p_{2n}^a. \quad (4.4)$$

The revealed-preference restriction encoded in this row permits exactly one outflow from $2n$, to $1r$: a woman earning above the poverty line while not on welfare under AFDC may reduce her earnings below the line and take up assistance under JF. The only permitted inflow to $2n$ is from state $0r$: a woman on welfare who exits and earns above the poverty line. Following [Kline and Tartari \(2016\)](#), we drop the conservation constraint for the reference state $1r$; the $1r$ partition therefore affects only the column structure of \tilde{A} , not its row structure¹.

¹Women earning in range 1 on welfare face an incentive to underreport under AFDC, and hence the observable state $1r$ pools truthful reporters and underreporters ($1r$ and $1u$). A conservation-of-mass row for this group would require separating these latent types, which are empirically indistinguishable

Refining the partition introduces $3 \times 5 = 15$ new transition parameters $\{\beta_{b_k n, b_i r}\}$ for $k \in \{6, 7, 8\}$, $i \in \{1, \dots, 5\}$, one for each pair of a source sub-bin of $2n$ and a destination sub-bin of $1r$. Because the revealed preference argument underlying equation (4.4) — that a woman earning above the poverty line may reduce earnings to qualify for assistance — operates at the level of the *coarse* states $2n$ and $1r$ and is independent of how finely earnings are classified within each bin, every sub-bin transition $b_k n \rightarrow b_i r$ is admissible for all $k \in \{6, 7, 8\}$ and $i \in \{1, \dots, 5\}$. Consequently, the refined conservation constraint for each source sub-bin $b_k n$ with $k \in \{6, 7, 8\}$ takes the form

$$-\sum_{i=1}^5 \beta_{b_k n, b_i r} + \beta_{0r, b_k n} = p_{b_k n}^j - p_{b_k n}^a. \quad (4.5)$$

Equation (4.5) is the direct granular analogue of equation (4.4): the single outflow term $-\beta_{2n, 1r}$ expands into the sum $-\sum_{i=1}^5 \beta_{b_k n, b_i r}$ over all five destination sub-bins of $1r$, while the inflow term and the right-hand side update to reflect the finer observable states.

Figure 1: EXPANSION OF THE BOXED COARSE ENTRIES INTO GRANULAR BLOCKS

$$\begin{array}{c}
 \beta_{2n, 1r} \quad \beta_{0r, 2n} \\
 \begin{bmatrix}
 -1 & +1 & 0 & 0 & 0 & 0 & 0 & 0 & 0 \\
 0 & 0 & 0 & 0 & 0 & +1 & -1 & 0 & 0 \\
 0 & 0 & \boxed{-1} & \boxed{+1} & 0 & 0 & 0 & 0 & 0 \\
 0 & -1 & 0 & -1 & -1 & -1 & 0 & -1 & 0 \\
 0 & 0 & 0 & 0 & 0 & 0 & 0 & +1 & -1
 \end{bmatrix} \\
 \Downarrow \\
 \begin{array}{cccccccccccccccc}
 \dots & \beta_{b_6 n, b_1 r} & \beta_{b_6 n, b_2 r} & \beta_{b_6 n, b_3 r} & \beta_{b_6 n, b_4 r} & \beta_{b_6 n, b_5 r} & \beta_{b_7 n, b_1 r} & \beta_{b_7 n, b_2 r} & \beta_{b_7 n, b_3 r} & \beta_{b_7 n, b_4 r} & \beta_{b_7 n, b_5 r} & \beta_{b_8 n, b_1 r} & \beta_{b_8 n, b_2 r} & \beta_{b_8 n, b_3 r} & \beta_{b_8 n, b_4 r} & \beta_{b_8 n, b_5 r} & \dots & \beta_{0r, b_6 n} & \beta_{0r, b_7 n} & \beta_{0r, b_8 n} & \dots \\
 \begin{bmatrix}
 \dots & \dots \\
 b_6 n & \dots & \boxed{-1} & \boxed{-1} & \boxed{-1} & \boxed{-1} & \boxed{-1} & \dots & \dots & \dots & \dots & \dots & \dots & \dots & \dots & \dots & \dots & \dots & \dots & \dots & \dots & \dots \\
 b_7 n & \dots & \dots & \dots & \dots & \dots & \dots & \boxed{-1} & \boxed{-1} & \boxed{-1} & \boxed{-1} & \boxed{-1} & \dots & \dots & \dots & \dots & \dots & \dots & \dots & \dots & \dots & \dots \\
 b_8 n & \dots & \dots & \dots & \dots & \dots & \dots & \dots & \dots & \dots & \dots & \dots & \boxed{-1} & \boxed{-1} & \boxed{-1} & \boxed{-1} & \boxed{-1} & \dots & \dots & \dots & \dots & \dots \\
 \dots & \dots
 \end{bmatrix}
 \end{array}
 \end{array}$$

Notes: Refining the aggregate state $2n$ into $\{b_6 n, b_7 n, b_8 n\}$ and $1r$ into $\{b_1 r, \dots, b_5 r\}$ splits the coarse “ $2n$ ” row into three rows and replaces each coefficient by structured blocks, 3×15 and 3×3 for $\beta_{2n, 1r} = -1$ and $\beta_{0r, 2n} = +1$, respectively. Signs are preserved throughout.

Figure 1 illustrates how to apply this block-expanding procedure going from the original 5×9 matrix. The researcher is free to adopt whichever granular specification

they want: however, the granularity of the columns cannot be coarser than those of the rows, since the conservation-of-mass equation of the row would not be possible to pin down using coarser flow parameters over the columns. As long as this criterion is satisfied, the number of columns (i.e. the granularity of the included transition parameters) can be freely modified. Granular refinement of the destination state need not be applied uniformly across parameters. For $\pi_{2n,1r}$ one may resolve the destination at the fine grid, while for $\pi_{1n,1r}$ the coarse grouping suffices; the choice is dictated by which transition probability is the object of interest. Figure B.1 shows sequentially more granular design specifications: Panel (b) shows an example of 13×25 matrix, where only $2n$, $1n$ and $2p$ latent types are granularized, with a choice of $\beta_{2n,1r}$, $\beta_{0r,2n}$, $\beta_{0r,1n}$, $\beta_{1n,1r}$, $\beta_{0r,2u}$ and $\beta_{2u,1r}$ being split into $\beta_{b_k n,1r}$, $\beta_{0r,b_k n}$, $\beta_{0r,b_i n}$, $\beta_{b_i n,1r}$, $\beta_{0r,b_k u}$ and $\beta_{b_k u,1r}$ with $k = 6,7,8$ and $i = 1,2,3,4,5$. Panel (c) shows further splitting into 13×33 matrix, and Panel (d) corresponds to (4.5) when both source and destination bins are split (group G_3).

Welfare Bounds. The conditional linear program framework bounds any linear functional of $\beta_0(x)$, not only individual transition probabilities. Bounding the aggregate welfare gain induced by the Jobs First reform is a leading example, corresponding to a particular choice of the objective vector q in 2.3, with the constraint set $A\beta_0(x) = \mathbf{b}_0(x)$, $\beta_0(x) \geq 0$ unchanged.

For a woman with covariates x , her monthly disposable income in state s under regime $t \in \{a, j\}$ is $I^t(s, x) := y_s + G^t(y_s, x)$, where y_s denotes the representative earnings in bin s and $G^t(\cdot, x)$ is the transfer schedule as in Kline and Tartari (2016) under regime t . Let \mathcal{M} denote the set of all transitions admissible by revealed preference restrictions. Abstracting from other forms of income and assistance, such as food stamps and the EITC, for each admissible transition $(s^a, s^j) \in \mathcal{M}$, let the welfare gain be the induced change in monthly disposable income $\Delta_{(s^a, s^j)}(x) := I^j(s^j, x) - I^a(s^a, x)$. The aggregate expected welfare gain attributable to the transitions in $\mathcal{M}^* \subseteq \mathcal{M}$ is

$$\omega_{\mathcal{M}^*} := \mathbb{E} \left[\sum_{(s^a, s^j) \in \mathcal{M}^*} \Delta_{(s^a, s^j)}(X) \beta_{0, (s^a, s^j)}(X) \right]. \quad (4.6)$$

Because q is fixed in our framework, we evaluate the welfare gain at a representative

household, abstracting from heterogeneity in covariates in 4.6. This approximation discards within-bin variation in disposable income, and its cost diminishes under designs with finer partitions: as bins become more homogeneous, the representative household evaluation more closely approximates the covariate-specific gains it replaces. The welfare weights are then fixed, and the functional is recovered by an objective vector q that does not depend on x , indexed conformably with β_0 and with coordinate

$$q_{(s^a, s^j)} = \Delta_{(s^a, s^j)} \mathbf{1}\{(s^a, s^j) \in \mathcal{M}^*\}.$$

corresponding to welfare gain value of transition (s^a, s^j) .

From unconditional to conditional probabilities. The LP (4.2) is solved over the vector of joint probabilities β_0 , but the parameters of economic interest are the conditional transition probabilities π_{s^a, s^j} introduced above, which is what we report in Section 6. The two are linked by $\pi_{s^a, s^j} = \beta_{s^a, s^j} / p_{s^a}^{\text{AFDC}}$, where $p_{s^a}^{\text{AFDC}} = P(\text{AFDC state} = s^a)$ is a separately and consistently estimable scalar that is bounded away from zero in the data. A bound on $q' \beta_0$ is therefore converted to a bound on the corresponding conditional probability by dividing through by $\hat{p}_{s^a}^{\text{AFDC}}$.

This division has two consequences for the asymptotic theory of Section 5. First, the influence function for the conditional probability π_{s^a, s^j} is obtained from the influence function $\varphi_q(W)$ of $q' \beta_0$ by the delta method:

$$\varphi_{\pi_{s^a, s^j}}(W) = \frac{1}{p_{s^a}^{\text{AFDC}}} \left[\varphi_q(W) - \pi_{s^a, s^j} (\mathbf{1}\{\text{AFDC state} = s^a\} - p_{s^a}^{\text{AFDC}}) \right].$$

The first term is the contribution of estimating $q' \beta_0$; the second term accounts for the estimated denominator $\hat{p}_{s^a}^{\text{AFDC}}$. Both contributions are \sqrt{N} -consistent and asymptotically Gaussian under the assumptions of Section 5, since $p_{s^a}^{\text{AFDC}}$ is a sample mean of an indicator and is bounded away from zero in the data. Second, the cross-fitted plug-in estimator $\hat{\sigma}(q) = N^{-1} \sum_{i=1}^N \hat{\nu}(X_i)' \mathbf{B}_i$ of Definition 5.2 is converted to an estimator of the bound on π_{s^a, s^j} by dividing by $\hat{p}_{s^a}^{\text{AFDC}}$. The reported bounds and confidence intervals in Section 6 reflect this rescaling.

5 Estimation and Inference

This section develops the estimation and inference theory for the covariate-assisted boundary $\sigma(q)$. Section 5.1 introduces the cross-fitted dual plug-in estimator and a multiplier-bootstrap procedure for constructing confidence intervals. Section 5.2 states the assumptions and the main asymptotic result (Proposition 4), establishing \sqrt{N} -consistency, asymptotic normality, and uniform bootstrap coverage. Section 5.3 discusses the assumptions, the role of the margin condition, and robust alternatives that remain valid when the margin condition fails.

5.1 The Estimator

In this Section, we introduce the dual estimator of the boundary assuming the conditions of Proposition 3 hold. Let \mathbf{B} be an observable function of data obeying $\mathbf{b}_0 = \mathbb{E}[\mathbf{B}]$, and let $(W_i)_{i=1}^N$ be an i.i.d. sample of size N . The first step is to construct the fitted values for the expectation function $\mathbf{b}_0(x)$. The second step is to construct an estimate of the boundary $\sigma(q)$.

Definition 5.1 (Primal and Dual Cross-Fitted Values).

1. For a random sample of size N , denote a K -fold random partition of the sample indices $[N] = \{1, 2, \dots, N\}$ by $(J_k)_{k=1}^K$, where K is the number of partitions and the sample size of each fold is $n = N/K$. For each $k \in [K] = \{1, 2, \dots, K\}$ define $J_k^c = \{1, 2, \dots, N\} \setminus J_k$.
2. For each $k \in [K]$, construct an estimator $\hat{\mathbf{b}}_k = \hat{\mathbf{b}}(W_{i \in J_k^c})$ of the nuisance parameter \mathbf{b}_0 using only the data $\{W_j : j \in J_k^c\}$. For any observation $i \in J_k$, define the primal fitted value as $\hat{\mathbf{b}}_i = \hat{\mathbf{b}}_k(X_i)$ and the dual plug-in fitted value

$$\hat{\nu}(X_i) = \sum_{\nu \in \mathcal{T}} \nu \mathbf{1} \left\{ \nu \in \arg \min_{\tilde{\nu} \in \mathcal{T}} \tilde{\nu}' \hat{\mathbf{b}}_i \right\}. \quad (5.1)$$

Definition 5.2 (Dual Plug-in Estimator). Let $(\hat{\nu}'(X_i))_{i=1}^N$ be the dual cross-fitted values. Define

$$\hat{\sigma}(q) := N^{-1} \sum_{i=1}^N \hat{\nu}'(X_i) \mathbf{B}_i. \quad (5.2)$$

The plug-in $\widehat{\nu}(X_i)$ in (5.1) is one of several reasonable estimators of $\nu_0(x)$; alternatives based on direct classification of the binding vertex or on smoothing of the inner minimization are natural extensions.

Definition 5.3 (Multiplier Bootstrap). *Let $(e_i)_{i=1}^N$ be i.i.d. exponential random variables $e_i \sim \text{Exp}(1)$ independent of the data. Define the bootstrap analog of $\widehat{\sigma}(q)$ as*

$$\widetilde{\sigma}(q) := N^{-1} \sum_{i=1}^N \widehat{\nu}'(X_i) \mathbf{B}_i e_i. \quad (5.3)$$

The multiplier bootstrap is computationally efficient: the K -fold cross-fitted nuisance $\widehat{\nu}(X_i)$ and the signal \mathbf{B}_i are held fixed across bootstrap replications, and each replication reduces to a reweighted average.

Under sparsity or smoothness conditions on $\mathbf{b}_0(x)$, the dual estimator of the support function enjoys the following properties pointwise in $q \in \mathcal{S}^{d-1}$:

1. For each fixed $q \in \mathcal{S}^{d-1}$, the estimator is consistent at the parametric rate:

$$|\widehat{\sigma}(q) - \sigma(q)| = O_P(N^{-1/2}) = o_P(1). \quad (5.4)$$

2. For each fixed $q \in \mathcal{S}^{d-1}$, the estimator $\widehat{\sigma}(q)$ is asymptotically Gaussian:

$$S_N(q) := \sqrt{N} (\widehat{\sigma}(q) - \sigma(q)) = \mathbb{G}_N(q) + o_P(1). \quad (5.5)$$

3. The estimator $\widehat{\sigma}(q)$ can be used to construct pointwise confidence intervals. Taking a $(1 - \tau)$ -pointwise confidence region (CR) as

$$[\underline{i}(q), \bar{i}(q)] := [-\widehat{\sigma}(-q) - N^{-1/2} \widehat{c}_{1-\tau/2}(-q), \widehat{\sigma}(q) + N^{-1/2} \widehat{c}_{1-\tau/2}(q)],$$

where the critical value $\widehat{c}_{1-\tau/2}(q)$ is the $(1 - \tau/2)$ quantile of the absolute bootstrap statistic $|\widetilde{S}_N(q)|$, with

$$\widetilde{S}_N(q) := \sqrt{N} (\widetilde{\sigma}(q) - \widehat{\sigma}(q)).$$

The lower endpoint subtracts the critical value from the estimated lower-bound boundary $-\widehat{\sigma}(-q)$, while the upper endpoint adds the critical value to the

estimated upper-bound boundary $\widehat{\sigma}(q)$, giving a symmetric Wald-type interval for $q'\beta_0 \in [-\sigma(-q), \sigma(q)]$. That is, for each fixed $q \in \mathcal{S}^{d-1}$ and each $P \in \mathcal{P}$,

$$\liminf_{N \rightarrow \infty} \Pr_P(q'\beta_0 \in [\underline{i}(q), \bar{i}(q)]) \geq 1 - \tau. \quad (5.6)$$

5.2 Asymptotic Theory

In this Section, we describe the assumptions and state the asymptotic results for the proposed estimation and inferential procedures.

Assumption 5.1 (First-Stage Rate). *There exists a sequence $\phi_N = o(1)$ and a sequence of sets $\{B_N, N \geq 1\}$ such that the first-stage estimates $\widehat{\mathbf{b}}(x)$ of the true function $\mathbf{b}_0(x)$ belong to B_N with probability at least $1 - \phi_N$. The sets B_N shrink at the following rate:*

$$\sup_{b \in B_N} \sup_{x \in \mathcal{X}} \|\mathbf{b}(x) - \mathbf{b}_0(x)\| = o(N^{-1/4}). \quad (5.7)$$

Assumption 5.1 requires that the estimates $\widehat{\mathbf{b}}(x)$ of the vector function $\mathbf{b}_0(x)$ converge in ℓ_∞ -norm at a sufficiently fast rate. A mean-square version of this assumption frequently occurs in the semiparametric literature (see, e.g., [Newey \(1994\)](#), [Chernozhukov et al. \(2018\)](#)). Examples of estimators achieving ℓ_∞ rates include ℓ_1 -regularized estimators in [Belloni, Chernozhukov, Fernandez-Val, and Hansen \(2017\)](#) under sparsity conditions on the linear or logistic approximations of the coordinates of $\mathbf{b}_0(x)$.

Remark 5 (Verification of Assumption 5.1 for Example 1). Each coordinate of $\mathbf{b}_0(x) = (b_0^{(1)}(x), \dots, b_0^{(k)}(x))'$ in Example 1 is a conditional probability,

$$b_0^{(j)}(x) = \Pr(Y \in R_j \mid Z = z_j, X = x), \quad j = 1, \dots, k,$$

and is therefore bounded in $[0, 1]$. Suppose each coordinate admits a sparse logistic-regression approximation on a p -dimensional dictionary $B(x) = (B_1(x), \dots, B_p(x))'$ (possibly with $p \gg N$):

$$b_0^{(j)}(x) = \Lambda(\gamma_j' B(x) + r_j(x)), \quad \Lambda(t) = \frac{1}{1 + e^{-t}},$$

where $\gamma_j \in \mathbb{R}^p$ is at most s_γ -sparse and the approximation error obeys, uniformly in j ,

$$\sup_{j \leq k} \left(\frac{1}{N} \sum_{i=1}^N r_j^2(X_i) \right)^{1/2} \lesssim_P \sqrt{\frac{s_\gamma^2 \log p}{N}}.$$

Estimate each coordinate by ℓ_1 -penalized logistic regression with a single, uniform-in- j penalty level chosen as in [Belloni, Chernozhukov, Fernandez-Val, and Hansen \(2017\)](#); equivalently, run k parallel logistic-Lasso regressions sharing the same regularizer, scaled so that the union bound over the k score processes is absorbed into a $\log(pk)$ factor. As shown in [Belloni, Chernozhukov, Fernandez-Val, and Hansen \(2017\)](#), uniformly in j ,

$$\sup_{x \in \mathcal{X}} |\widehat{b}_0^{(j)}(x) - b_0^{(j)}(x)| = O_P \left(\sqrt{\frac{s_\gamma^2 \log(pk)}{N}} \right).$$

For a vector with fixed dimension k , the Euclidean norm and the worst-coordinate sup-norm are equivalent up to a \sqrt{k} factor:

$$\sup_{x \in \mathcal{X}} \|\widehat{\mathbf{b}}(x) - \mathbf{b}_0(x)\|_2 \leq \sqrt{k} \sup_{x \in \mathcal{X}} \max_{j \leq k} |\widehat{b}_0^{(j)}(x) - b_0^{(j)}(x)|,$$

so the same rate carries over. Define B_N as the set of vector-valued logistic models whose coefficients lie within an ℓ_1 -ball of radius $r_N = c\sqrt{s_\gamma^2 \log(pk)}/N$ around $(\gamma_1, \dots, \gamma_k)$; with probability at least $1 - \phi_N$, $\widehat{\mathbf{b}} \in B_N$. Hence, the sparsity-and-design condition

$$s_\gamma^2 \log(pk) = o(N^{1/2}) \tag{5.8}$$

is sufficient for $\sup_x \|\widehat{\mathbf{b}}(x) - \mathbf{b}_0(x)\|_2 = o(N^{-1/4})$, which verifies [Assumption 5.1](#). The condition [\(5.8\)](#) is the natural multivariate generalization of the standard high-dimensional logistic-Lasso requirement; for fixed k it reduces to the familiar $s_\gamma^2 \log p = o(N^{1/2})$.

Remark 6 (Bounded image, unbounded \mathcal{X}). No support condition on X is required for the verification above. Each coordinate satisfies $b_0^{(j)}(x) \in [0,1]$ regardless of the support of X , and logistic-Lasso fitted values lie in $(0,1)$, so the sup-norm rate is a property of the function class rather than of the geometry of \mathcal{X} . For nonparametric

first stages on unbounded \mathcal{X} , the same conclusion follows after a $\sqrt{\log N}$ -truncation onto a growing compact set $\mathcal{X}_N = \{x : \|x\| \leq C\sqrt{\log N}\}$: under sub-Gaussian tails on X , $\Pr(X \notin \mathcal{X}_N) = o(N^{-1/2})$, so observations outside \mathcal{X}_N contribute negligibly to the first-order asymptotics, and it suffices to verify the ℓ_∞ rate uniformly over \mathcal{X}_N .

Assumption 5.2 (Smooth Distribution of Covariates). *The covariate distribution of $\mathbf{b}_0(X)$ satisfies the smoothness condition*

$$\Pr\left(0 < \inf_{\nu_1 \neq \nu_2, \nu_1, \nu_2 \in \mathcal{T}} \frac{|(\nu_1 - \nu_2)' \mathbf{b}_0(X)|}{\|\nu_1 - \nu_2\|} < t\right) \leq B_f t, \quad \text{for some } t \in [0, \eta]. \quad (5.9)$$

Assumption 5.2 ensures that the distribution of $\mathbf{b}_0(X)$ is sufficiently smooth. In particular, it rules out degeneracy and requires the coordinates of $\mathbf{b}_0(X)$ to be linearly independent with probability one. Assumption 5.2 is a version of margin assumption that is commonly imposed in debiased inference, e.g., (Qian and Murphy, 2011; Heiler et al., 2024; Semenova, 2025).

Remark 7 (Verification of Assumption 5.2 for Example 2). The dual polytope has a finite vertex set $\mathcal{T} = \{(0, 0, 0)', (1, 0, 0)', (0, 1, 0)'\}$, so the infimum in (5.9) is a minimum over the three pairwise differences. For $q = (1, 0, 0)'$, the set \mathcal{T} could be reduced to two elements $\{(1, 0, 0)', (0, 1, 0)'\}$ giving $|(\nu_1 - \nu_2)' \mathbf{b}_0(X)| = |s(1, X) - s(0, X)|$. Assumption 5.2 therefore reduces to the margin condition

$$\Pr(0 < |s(1, X) - s(0, X)| \leq t) \leq \bar{B}_f t, \quad 0 \leq t \leq \eta, \quad (5.10)$$

which holds as long as the random variable $s(1, X) - s(0, X)$ has a Lebesgue density that is bounded by some $\bar{B}_f < \infty$ on $[-\eta, \eta]$.

We now state the main asymptotic theory result.

Proposition 4. *Suppose Assumptions 5.1, 3.2, and 5.2 hold. Then, for each fixed $q \in \mathcal{S}^{d-1}$, the dual cross-fitted plug-in estimator of the support function $\hat{\sigma}(q)$ satisfies the consistency rate (5.4), the Gaussian approximation (5.5), and the coverage property (5.6).*

Proposition 4 is our second main result. It guarantees that the dual plug-in estimator is consistent and asymptotically Gaussian, and that valid confidence regions can be constructed via the bootstrap procedure in Definition 5.3. The proof is given in Online Supplement A (Lemmas A.1–A.3).

5.3 Discussion of the Assumptions and the Results

An applied practitioner may have two distinct reasons to work with a conditional linear program rather than its unconditional counterpart. The first is *validity*: when identification of \mathbf{b}_0 requires conditioning on baseline covariates — for example, when an instrument or treatment is exogenous only conditional on X — covariates are unavoidable for correct identification. The second is *power*: even when validity does not require conditioning, covariate aggregation tightens the identified set through Jensen’s inequality. The remarks below focus on the second reason. Several of the points generalize a discussion of [Ponomarev and Semenova \(2024\)](#) that was originally phrased for the optimal-welfare problem and applies, with minor modification, to the present partial-identification setting.

The next two remarks describe two distinct classes of procedures that remain valid *without* a margin condition, at the cost of power.

Remark 8 (Robust procedures via moment inequalities). Let G be any measurable partition of \mathcal{X} , and let $\nu_G : \mathcal{X} \rightarrow \mathcal{T}$ be any selector that maps each covariate value to a candidate dual vertex. By dual feasibility,

$$\sigma(q) = \mathbb{E} \left[\min_{\nu \in \mathcal{T}} \nu' \mathbf{b}_0(X) \right] \leq \mathbb{E}[\nu_G(X)' \mathbf{b}_0(X)] = \mathbb{E}[\nu_G(X)' \mathbf{B}],$$

so each selector ν_G delivers a valid (typically non-sharp) bound on $\sigma(q)$. Stacking the inequalities induced by a finite collection of selectors $\{\nu_{G_1}, \dots, \nu_{G_J}\}$ yields a moment-inequality system that can be tested using existing procedures (e.g., [Chernozhukov et al., 2019](#); [Canay and Shaikh, 2017](#); [Romano et al., 2014](#)). The resulting confidence band is uniformly valid without any margin condition; the price is that the implied bound is no longer sharp. As discussed in [Ponomarev and Semenova \(2024, Remark 2\)](#), in finite samples a non-sharp bound based on a well-chosen selector may even produce a *tighter* confidence band than the sharp bound based on $\nu_0(X)$, because the variance reduction from a more stable selector can outweigh the bias from non-sharpness.

Remark 9 (Robust procedures via smoothing). A complementary class of robust procedures replaces the $\min_{\nu \in \mathcal{T}}$ operator with a soft-min approximation, e.g. the

log-sum-exp

$$\text{softmin}_\beta(\nu' \mathbf{b}_0(x)) = -\beta^{-1} \log \left(\sum_{\nu \in \mathcal{T}} \exp(-\beta \nu' \mathbf{b}_0(x)) \right),$$

with a temperature parameter $\beta = \beta_N \rightarrow \infty$. This route is taken by [Whitehouse et al. \(2025\)](#) in policy learning and by [Levis et al. \(2025\)](#) for IV bounds. Smoothing restores pathwise differentiability and yields regular \sqrt{N} -inference without a margin condition, at the cost of a regularization bias of order $\beta_N^{-1} \log |\mathcal{T}|$. The bias scales logarithmically with the size of the dual vertex set, which makes this approach attractive when $|\mathcal{T}|$ is moderate but increasingly costly as $|\mathcal{T}|$ grows.

Remark 10 (Margin condition and the choice of inferential target). When the margin condition (Assumption 5.2) fails, the sharp bound $\sigma(q)$ may not be the power-optimal inferential target. [Ponomarev and Semenova \(2024, Propositions 1–2\)](#) formalize this point in the welfare context: they exhibit a class of DGPs at which the sharp bound is first-order dominated — in expected confidence-band length — by a bound based on a strictly suboptimal selector, and they show that such first-order dominance is possible if and only if the margin condition fails. The same logic applies to the conditional LP setting: when $\mathbf{b}_0(X)$ concentrates near a tie between competing dual vertices, the variance of the plug-in $\widehat{\nu}(X)' \mathbf{B}$ is inflated by the instability of the argmin, and a smoother target may dominate. We therefore view the margin condition not as a mild technicality but as a substantive precondition for the sharp bound to be the right thing to aim at.

Remark 11 (Cross-fitting and the margin condition). Cross-fitting and the margin condition serve distinct purposes and are *not* substitutes. The margin condition (Assumption 5.2) ensures pathwise differentiability of $\sigma(q)$ and the existence of a regular, \sqrt{N} -asymptotically normal estimator. Cross-fitting controls overfitting bias from the first-stage estimate $\widehat{\mathbf{b}}(\cdot)$, ensuring that the $o(N^{-1/4})$ rate threshold of Assumption 5.1 is met when nonparametric or high-dimensional methods are used. For parametric or ℓ_1 -regularized first stages with standard sparsity and Donsker-type complexity conditions, in-sample estimation is sufficient and cross-fitting is optional; for general machine-learning first stages, cross-fitting is essential.

The key point is that cross-fitting cannot rescue Wald-type inference when the margin condition fails. As [Ponomarev and Semenova \(2024, Remark 5 and Propo-](#)

sition 1) establish, if $\mathbf{b}_0(X)$ admits a tie among competing dual vertices on a set of positive measure, then *no* regular estimator of $\sigma(q)$ exists (Hirano and Porter, 2012), and the cross-fitted plug-in has a non-standard, heavy-tailed limit. Wald-type confidence intervals centered at $\hat{\sigma}(q)$ are then generally invalid regardless of the first-stage quality, and the alternatives in Remarks 8 and 9 should be used instead. Conversely, the margin condition without cross-fitting is also insufficient when the first stage is high-dimensional: overfitting bias enters at first order and breaks the influence-function representation. Both ingredients are needed.

Remark 12 (Large-scale linear programs). The asymptotic theory of Section 5.2 treats the dual vertex set \mathcal{T} as fixed in N . The combinatorial bound $|\mathcal{T}| \leq \binom{d}{k}$, which holds for an LP in standard form with k equality constraints in d non-negative variables under the genericity condition that every k active columns of A are linearly independent, is sharp; in the Jobs First application of Section 4, $d = 9$ and $k = 5$, so $|\mathcal{T}|$ can be as large as 126. As the LP grows — through finer outcome discretization — two things happen. First, Assumption 5.1 becomes more demanding, because the union bound across the $|\mathcal{T}|$ candidate vertices enters the first-stage rate through a $\log |\mathcal{T}|$ factor (cf. Remark 5). Second, the margin condition (Assumption 5.2) imposes one tail bound for *every* pair of distinct vertices, so the practical chance of a near-tie grows with $|\mathcal{T}|$. Both effects argue for keeping the LP no larger than the science of the problem requires; when finer discretization is desired but $|\mathcal{T}|$ becomes large, the soft-min smoothing of Remark 9 or a moment-inequality relaxation of Remark 8 are natural retreats. A formal analysis allowing $|\mathcal{T}|$ to grow with N is left for future work.

Remark 13 (Strong and weak duality). Section 3.1 established *strong* LP duality: at every x , the primal value $\sigma(q, x)$ equals the dual value $\nu_0(x)' \mathbf{b}_0(x)$, and aggregation gives the representation $\sigma(q) = \mathbb{E}[\nu_0(X)' \mathbf{B}]$ of Proposition 2. This identity holds without further restriction; what requires unique identification of the binding dual vertex $\nu_0(X)$ — i.e., the margin condition of Assumption 5.2 — is regular \sqrt{N} -inference on $\sigma(q)$, not sharpness of the bound itself.

Weak duality is a strictly weaker but more robust property: *any* dual-feasible selector $\nu_G : \mathcal{X} \rightarrow \mathcal{T}$ — not necessarily the true argmin — satisfies

$$\sigma(q) = \mathbb{E} \left[\min_{\nu \in \mathcal{T}} \nu' \mathbf{b}_0(X) \right] \leq \mathbb{E}[\nu_G(X)' \mathbf{b}_0(X)],$$

which is the source of validity for the moment-inequality procedure of Remark 8. The two regimes encode the sharpness–robustness trade-off discussed in Remark 10: strong duality delivers the sharp bound together with regular inference under the margin condition, while weak duality delivers a non-sharp but uniformly valid bound without it.

A practical consequence of weak duality is robustness to first-stage misspecification. Ji et al. (2023) exploit this in their optimal-transport framework to obtain inference that remains valid even when the first-stage estimator of $\mathbf{b}_0(\cdot)$ is inconsistent. The same property holds here: because $\widehat{\nu}(X_i) \in \mathcal{T}$ by construction, the cross-fitted plug-in $N^{-1} \sum_{i=1}^N \widehat{\nu}(X_i)' \mathbf{B}_i$ remains a valid upper bound on $\sigma(q)$ in expectation *regardless* of whether $\widehat{\mathbf{b}}(\cdot)$ converges to $\mathbf{b}_0(\cdot)$. What inconsistent first stages give up is sharpness, not validity — a useful guarantee in finite samples and under model uncertainty. For the discrete-outcome examples of Section 2, the LP dual and the optimal-transport dual of Ji et al. (2023) coincide, and the two procedures are numerically identical.

6 Empirical Application

Section 6.1 provides bound results in the empirical setup of Jobs First dataset studied by Kline and Tartari (2016).

6.1 Jobs First Application

Coarse partition. We revisit the empirical setup of Kline and Tartari (2016), illustrated earlier in Section 4. We apply the proposed framework to the same sample of 4,641 women who were randomized into Jobs First program. All parameters follow the convention introduced in Section 4, with this section reporting on 5×9 matrix design. Table 1 reproduces Table 5 bounds under the three-bin original partition with an OLS first-stage estimator on the full sample with no cross-fitting (see Remark 11). Our results are consistent with a substantial intensive-margin opt-in response. The parameter of primary economic interest is the intensive-margin labor-supply response $\pi_{2n,1r}$: we report that at least 28.8% of women earning above-FPL under AFDC decrease their labor supply as a response to the reform to qualify for transfers under JF. This lower bound is marginally tighter than the corresponding Kline and Tartari

estimate of 28%; accounting for sampling uncertainty yields a conservative 95 percent confidence interval lower limit of 14.6%. The upper bound tightens from the uninformative value of 100% to 89%, though it remains economically wide.

A second opt-in response is identified among women who would not have worked under AFDC. The estimated bounds for $\pi_{0n,1r}$ are $\{0.149, 0.581\}$, with a conservative 95 percent confidence interval of $[0.052, 0.891]$. The lower bound of 0.149 exceeds the corresponding [Kline and Tartari](#) estimate of 0.055, a difference attributable to the conditioning on covariates.

JF also generated a substantial participation response among the below-FPL earners. The estimated bounds for $\pi_{1n,1r}$ are $\{0.372, 0.834\}$, implying that at least 37.2% of women who would have worked off assistance at below-FPL earnings under AFDC were induced to participate at eligible earnings levels under JF.

The remaining response probabilities— $\pi_{0r,0n}$, $\pi_{0r,1n}$, $\pi_{0r,2n}$, $\pi_{0r,1r}$, $\pi_{0r,2u}$ and $\pi_{2u,1r}$ —are each tightened on at least one bound relative to [Kline and Tartari](#). Interestingly, $\pi_{2u,1r}$ now admits a strictly positive lower bound of 5.4% providing new evidence that a strictly positive fraction of women who underreported above-FPL earnings under AFDC responded by reducing their earnings to below-FPL and reporting truthfully under JF.

For composite margins, the identified set for $\pi_{n,p}$, the fraction of women induced by JF to take up welfare, narrows about by 3% on both sides to $\{0.265, 0.428\}$. The extensive-margin probability $\pi_{0,1+}$ is point-identified at 0.161, consistent with the [Kline and Tartari](#) estimate of 0.167 and within its reported confidence interval.

Table B.2 in Appendix reports results with LASSO first-stage estimator, across two covariate set regimes and cross-fitting schemes.

Granular partition. Table 2 presents identified sets under the nine-bin partition of Section 4, estimated with a LASSO first stage, GroupKFold cross-fitting and two covariate regimes, baseline set of 28 and an extended set of 255 variables constructed from pairwise interactions and polynomial transformations.

The granular exercise is motivated by the concern, articulated by [Kline and Tartari](#) themselves, that the opt-in response identified under the coarse partition “could hypothetically reflect trivial earnings reductions from \$1 above the poverty line to exactly the poverty line” ([Kline and Tartari, 2016](#), p. 1009). This can be tackled by decomposing the identified set for the above-FPL nonparticipation state ($2n$) across

Table 1: SET-IDENTIFIED RESPONSE PROBABILITIES: JOBS FIRST CASE STUDY, 5×9 COARSE DESIGN

Response type	State occupied under		Symbol	Kline & Tartari reported bounds	Our estimate	95 percent CI
	AFDC	JF				
<i>Panel A. General specification of preferences</i>						
Detailed	0n	1r	$\pi_{0n,1r}$	{0.055, 0.620}	{0.149, 0.581}	[0.052, 0.891]
	1n	1r	$\pi_{1n,1r}$	{0.382, 0.987}	{0.372, 0.834}	[0.278, 1.000]
	2n	1r	$\pi_{2n,1r}$	{0.280, 1.000}	{0.288, 0.894}	[0.146, 1.000]
	0r	0n	$\pi_{0r,0n}$	{0.000, 0.170}	{0.031, 0.161}	[0.009, 0.233]
	//	1n	$\pi_{0r,1n}$	{0.000, 0.170}	{0.000, 0.129}	[0.000, 0.199]
	//	2n	$\pi_{0r,2n}$	{0.000, 0.154}	{0.003, 0.133}	[0.000, 0.217]
	//	1r	$\pi_{0r,1r}$	{0.000, 0.170}	{0.003, 0.130}	[0.000, 0.201]
	//	2u	$\pi_{0r,2u}$	{0.031, 0.051}	{0.032, 0.162}	[0.020, 0.244]
Composite	2u	1r	$\pi_{2u,1r}$	{0.000, 1.000}	{0.054, 1.000}	[0.000, 1.000]
	Not working	Working	$\pi_{0,1+}$	0.167	0.161	[0.093, 0.232]
	Off welfare	On welfare	$\pi_{n,p}$	{0.231, 0.445}	{0.265, 0.428}	[0.191, 0.552]
	On welfare, not working	Off welfare	$\pi_{0r,n}$	{0.000, 0.170}	{0.032, 0.162}	[0.006, 0.227]

Notes: Number of state refers to earnings level, with 0 indicating no earnings, 1 indicating earnings below three times the monthly FPL, 2 indicating earnings above three times the monthly FPL, and 1+ indicating positive earnings. n indicates welfare nonparticipation, r indicates welfare participation with truthful reporting of earnings, u indicates welfare participation with underreporting of earnings, and p indicates welfare participation irrespective of reporting. Numbers in braces are estimated lower and upper bounds and clipped to $[0,1]$ when needed. Kline & Tartari reported bounds column reproduces the corresponding estimates from their Table 5. For set-identified rows, the reported 95 percent confidence interval is the union of the lower- and upper-bound confidence intervals, each following the conservative multiplier-bootstrap procedure described in Section 5, via the person-clustered Exp(1) multiplier bootstrap with 200 draws. The results report the full-panel, no-split OLS estimates. Each composite bound is obtained by setting the vector q to one on the coordinates of the sub-bins that compose the coarse bin and to zero elsewhere.

three sub-bins indexed b_6n , b_7n , and b_8n , corresponding to monthly earnings in the ranges $[1.0, 1.2) \times \text{FPL}$, $[1.2, 1.4) \times \text{FPL}$, and $\geq 1.4 \times \text{FPL}$, respectively. Section 4 shows how to adjust the linear system to account for finer partitions. We find that at least 30.0%, 35.5%, and 20.6% of women who, under AFDC, worked off assistance in each respective sub-bin reduced their earnings below the poverty line in response to the JF reform. Under the baseline covariate regime, the corresponding lower bounds are 30.0%, 32.8%, and 20.4%; the qualitative ordering is preserved, with the attenuation consistent with the extended covariate set delivering higher first-stage predictive power and thereby tightening the identified set, though the tightening is not drastic, which can point to covariates being not very informative.

The ordering of lower bounds across sub-bins is consistent with trivial earnings rounding as the primary behavioral mechanism. The opt-in behavior, however, reflects almost similar scale in $[1, 1.2) \times \text{FPL}$ and $[1.2, 1.4) \times \text{FPL}$ range. These findings jointly imply that the identified opt-in response is concentrated among women who undertook both marginal and somewhat substantive (20 – 40%) labor-supply adjustments.

For the five sub-bins of the below-FPL nonparticipation state ($1n$), indexed b_1n through b_5n and corresponding to quintiles of the interval $(0, \text{FPL}]$, the lower bounds exhibit substantial dispersion across the earnings distribution with strongest participation response at intermediate below-FPL earnings levels of b_3n sub-bin with 55% of women taking up welfare. Table B.3 in Appendix reports results with different granularity specifications.

Welfare bounds. Two competing forces govern the choice of partition for welfare analysis. Finer bins reduce the discretization error in $\Delta_{(s^a, s^j)}$ defined in Section 4. When earnings are evaluated at bin midpoints or IPW-weighted means, a coarser partition averages over a wider interval of true earnings, potentially conflating transitions with substantially different welfare consequences. At the same time, a finer partition expands the matrix \tilde{A} further and introduces additional transition parameters, which widens the identified set. Importantly, even under very granular regimes the lower bound on an individual granular cell can be zero even though the lower bound on the composite flow it belongs to, such as $2n \rightarrow 1r$, can be strictly positive. This reflects a general property of the LP that the lower bound on a sum weakly exceeds the sum of the component lower bounds, since the joint minimum must hold

Table 2: SET-IDENTIFIED RESPONSE PROBABILITIES: JOBS FIRST CASE STUDY, 13×33 GRANULAR DESIGN

Response type	State occupied under			Estimated bounds	
	AFDC	JF	Symbol	Base	Extended
$\pi_{2n,1r}$	b_6n	$1r$	$\pi_{b_6n,1r}$	{0.300, 1.000}	{0.300, 1.000}
	b_7n	$1r$	$\pi_{b_7n,1r}$	{0.328, 1.000}	{0.355, 1.000}
	b_8n	$1r$	$\pi_{b_8n,1r}$	{0.204, 1.000}	{0.206, 1.000}
$\pi_{1n,1r}$	b_1n	$1r$	$\pi_{b_1n,1r}$	{0.000, 1.000}	{0.000, 1.000}
	b_2n	$1r$	$\pi_{b_2n,1r}$	{0.235, 1.000}	{0.245, 1.000}
	b_3n	$1r$	$\pi_{b_3n,1r}$	{0.550, 1.000}	{0.550, 1.000}
	b_4n	$1r$	$\pi_{b_4n,1r}$	{0.474, 1.000}	{0.492, 1.000}
	b_5n	$1r$	$\pi_{b_5n,1r}$	{0.365, 1.000}	{0.380, 1.000}
Composite	$2n$	$1r$	$\pi_{2n,1r}$	{0.265, 1.000}	{0.274, 1.000}
	$1n$	$1r$	$\pi_{1n,1r}$	{0.343, 1.000}	{0.354, 1.000}

Notes: The table reports set-identified bounds on response probabilities under the granular state partition (spec8 shown in Appendix B.4 and Figure B.1, granular design 2), comparing two covariate specifications, base (28) vs. extended (255), with LASSO first-stage and GroupKFold cross-fitting per woman-id. States b_jn denote welfare nonparticipation in granular earnings bin j under AFDC, $1r$ denotes welfare participation with truthful reporting under JF. The bracketed detailed transitions b_6n – b_8n and b_1n – b_5n aggregate to the composite response probabilities $\pi_{2n,1r}$ and $\pi_{1n,1r}$, which are reported in the composite block. Each composite bound is obtained by setting the vector q to one on the coordinates of the sub-bins that compose the coarse bin and to zero elsewhere. Numbers in braces are estimated lower and upper bounds and clipped to $[0,1]$ when needed. In the coarse model the dual feasible region has few enough vertices that they can be enumerated, and each bound is obtained by checking over this finite set. In the granular model the number of vertices grows combinatorially with the additional states and parameters—so enumeration is costly, and we instead obtain each bound by solving the dual program directly with a numerical solver, imposing $\|\nu\|_\infty \leq 200$ on the dual variable. We exclude any program that fails to solve and any program whose optimal ν attains the box boundary. In practice this filter removes only 32 of 29,662 observations under the base and 6 under the extended regimes.

at a single feasible point. Any cell can be zeroed by shifting mass to other destination sub-bins, but the conservation-of-mass constraints forbid zeroing the aggregate since the observed contraction of the $2n$ population can only be rationalized by opting into welfare. For confirmation, we report the composite bounds for granular specifications in Table B.3 in Appendix, which includes examples of trivial individual bounds but non-trivial composite ones. Because of this we opt for using 11×53 design to bound the composite welfare gains. Among the specifications we examine, its cells deviate the least from the actual monetary welfare value of each transition. For the opt-in margin $2n \rightarrow 1r$ the resulting bound on the welfare gain is of indeterminate sign. The identified interval is $[-178.6\$, 14.6\$]$ per month and includes zero, so the data are uninformative as to whether opting into the program raises or lowers the welfare as we define it in Section 4. Table B.4 in Appendix shows welfare bounds for both granular bins and composites under different granularity specifications. Under less granular specifications, welfare losses for $2n \rightarrow 1r$ range from at least -21.05% to -61.47% per month.

References

- Andrews, I., J. Roth, and A. Pakes (2023). Inference for linear conditional moment inequalities. *The Review of Economic Studies* 90(6), 2763–2791.
- Artstein, Z. (1974). On the calculus of closed set-valued functions. *Indiana University Mathematics Journal* 24, 433–441.
- Balke, A. and J. Pearl (1994). Counterfactual probabilities: Computational methods, bounds and applications. pp. 46–54. Morgan Kaufmann Publishers Inc.
- Balke, A. and J. Pearl (1997). Bounds on treatment effects from studies with imperfect compliance. *Journal of the American Statistical Association* 92(439), 1171–1176.
- Belloni, A., V. Chernozhukov, I. Fernandez-Val, and C. Hansen (2017, January). Program evaluation and causal inference with high-dimensional data. *Econometrica* 85, 233–298.
- Beresteanu, A., I. Molchanov, and F. Molinari (2011, November). Sharp identification regions in models with convex moment predictions. *Econometrica* 79, 1785–1821.

- Beresteanu, A. and F. Molinari (2008). Asymptotic properties for a class of partially identified models. *Econometrica* 76(4), 763–814.
- Bontemps, C., T. Magnac, and E. Maurin (2012, May). Set identified linear models. *Econometrica* 80, 1129–1155.
- Canay, I. A. and A. M. Shaikh (2017). Practical and theoretical advances in inference for partially identified models. *Advances in Economics and Econometrics* 2, 271–306.
- Chandrasekhar, A., V. Chernozhukov, F. Molinari, and P. Schrimpf (2012, December). Inference for best linear approximations to set identified functions. *arXiv e-prints*, arXiv:1212.5627.
- Chen, X. and C. A. Flores (2015). Bounds on treatment effects in the presence of sample selection and noncompliance: The wage effects of job corps. *Journal of Business and Economic Statistics* 33(4), 523–540.
- Chernozhukov, V., D. Chetverikov, M. Demirer, E. Duflo, C. Hansen, W. Newey, and J. Robins (2018). Double/debiased machine learning for treatment and structural parameters. *Econometrics Journal* 21, C1–C68.
- Chernozhukov, V., D. Chetverikov, and K. Kato (2019, October). Inference on causal and structural parameters using many moment inequalities. *Review of Economic Studies* 86, 1867–1900.
- Dong, B., Y.-W. Hsieh, and M. Shum (2021, 05). Computing moment inequality models using constrained optimization. *The Econometrics Journal* 24(3), 399–416.
- Dumbgen, L. (2003). Optimal confidence bands for shape-restricted curves. *Bernoulli* 9(3), 423–449.
- Fang, Z., A. Santos, A. M. Shaikh, and A. Torgovitsky (2023). Inference for large-scale linear systems with known coefficients. *Econometrica* 91(1), 299–327.
- Gafarov, B. (2025). Simple subvector inference on sharp identified set in affine models. *Journal of Econometrics*.

- Heckman, J., J. Smith, and N. Clements (1997). Making the most out of program evaluations and social experiments: accounting for heterogeneity in program impacts. *Review of Economic Studies* 64, 487–535.
- Heckman, J. J. and R. Pinto (2018, January). Unordered monotonicity. *Econometrica* 86, 1–35.
- Heiler, P. (2024). Heterogeneous treatment effect bounds under sample selection with an application to the effects of social media on political polarization. *Journal of Econometrics* 244(1).
- Heiler, P., A. Kaufmann, and B. Veliyev (2024). Treatment evaluation at the intensive and extensive margins.
- Hirano, K. and J. Porter (2012). Impossibility results for nondifferentiable functionals. *Econometrica* 80, 1769–1790.
- Honoré, B. E. and E. Tamer (2006). Bounds on parameters in panel dynamic discrete choice models. *Econometrica* 74(3), 611–629.
- Horowitz, J. L. and C. F. Manski (1995). Identification and robustness with contaminated and corrupted data. *Econometrica* 63(2), 281–302.
- Hsieh, Y.-W., X. Shi, and M. Shum (2022). Inference on estimators defined by mathematical programming. *Journal of Econometrics* 226(2), 248–268.
- Ji, W., L. Lei, and A. Spector (2023). Model-agnostic covariate-assisted inference on partially identified causal effects.
- Kamat, V. (2024). Identifying the effects of a program offer with an application to head start. *Journal of Econometrics* 240(1).
- Kitamura, Y. and J. Stoye (2018, November). Nonparametric analysis of random utility models. *Econometrica* 86, 1883–1909.
- Kitamura, Y. and J. Stoye (2019). Nonparametric counterfactuals in random utility models.

- Kline, P. and M. Tartari (2016). Bounding the labor supply responses to a randomized welfare experiment: a revealed preference approach. *American Economic Review* 106(4), 972–1014.
- Lee, D. (2009). Training, wages, and sample selection: Estimating sharp bounds on treatment effects. *Review of Economic Studies* 76(3), 1071–1102.
- Lee, Y.-Y. and C.-A. Liu (2025). Lee bounds with a continuous treatment in sample selection.
- Levis, A. W., M. Bonvini, Z. Zeng, L. Keele, and E. H. Kennedy (2025). Covariate-assisted bounds on causal effects with instrumental variables. *Journal of the Royal Statistical Society Series B: Statistical Methodology* 87(5), 1508–1527.
- Luedtke, A. and M. van der Laan (2016). Statistical inference for the mean outcome under a possibly non-unique optimal treatment strategy. *Annals of Statistics* 44(2), 713–742.
- Manski, C. (1997, November). Monotone treatment response. *Econometrica* 65(6), 1311–1334.
- Newey, W. (1994, November). The asymptotic variance of semiparametric estimators. *Econometrica* 62(6), 245–271.
- Olma, T. (2021). Nonparametric estimation of truncated conditional expectation functions.
- Ponomarev, K. and V. Semenova (2024). On the lower confidence band for the optimal welfare.
- Qian, M. and S. A. Murphy (2011). Performance guarantees for individualized treatment rules. *The Annals of Statistics* 39(2), 1180 – 1210.
- Robins, J. and A. Rotnitzky (1995). Semiparametric efficiency in multivariate regression models with missing data. *Journal of American Statistical Association* 90(429), 122–129.
- Romano, J. P., A. M. Shaikh, and M. Wolf (2014). A practical two-step method for testing moment inequalities. *Econometrica* 82(5), 1979–2002.

- Salanié, B. and S. Lee (2018, Nov). Identifying effects of multivalued treatments. *Econometrica* 86(6), 1939–1963.
- Semenova, V. (2023). Debiased machine learning of set-identified linear models. *Journal of Econometrics* 235(2), 1725–1746.
- Semenova, V. (2025). Generalized lee bounds. *Journal of Econometrics* 251.
- Shapiro, A. (1991). Asymptotic analysis of stochastic programs. *Annals of Operations Research* 30(1), 169–186.
- Tebaldi, P., A. Torgovitsky, and H. Yang (2023). Nonparametric estimates of demand in the california health insurance exchange. *Econometrica* 91(1), 107–146.
- Torgovitsky, A. (2019). Partial identification by extending subdistributions. *Quantitative Economics* 10, 105–144.
- Whitehouse, J., M. Austern, and V. Syrgkanis (2025). Inference on optimal policy values and other irregular functionals via smoothing.

This online supplement, intended for online-only publication alongside the main article, contains a self-contained treatment of the asymptotic theory used in the proof of Proposition 4 (Supplement A) and additional empirical results (Supplement B).

A Self-Contained Asymptotic Theory for Envelope-Regression Estimators

This online supplement develops a self-contained asymptotic theory for cross-fitted envelope-regression estimators. The three lemmas below — oracle expansion (Lemma A.1), Gaussian approximation with variance consistency (Lemma A.2), and multiplier-bootstrap validity (Lemma A.3) — jointly deliver the three conclusions of Proposition 4 in the main text. The theory is stated at the level of an abstract finite index set T and a vector-valued nuisance function $\nu_0(\cdot)$; in particular, it strictly generalizes Theorem 1 of Luedtke and van der Laan (2016), which treats the scalar binary-treatment case $|T| = 2$. No external result beyond standard empirical-process machinery (Chernozhukov et al., 2018) is required.

A.1 Framework

The abstract target is

$$\psi_0 = \mathbb{E}_X \left[\min_{t \in T} \phi(t, \nu_0(X)) \right], \quad (\text{A.1})$$

where T is a finite index set, $\phi(t, \cdot)$ is a known scalar function of a nuisance function $\nu_0 : \mathcal{X} \rightarrow \mathbb{R}^k$, and $\phi(t, \nu_0(x)) = \mathbb{E}[\rho(W, t, \xi_0) \mid X = x]$ for some observed signal $\rho(W, t, \xi_0)$ with nuisance ξ_0 . For the CLP application, $T = \overline{T}$, $\nu_0(x) = \mathbf{b}_0(x)$, $\phi(\nu, \mathbf{b}) = \nu' \mathbf{b}$, $\rho(W, \nu, \xi_0) = \nu' \mathbf{B}$, and $\psi_0 = \sigma(q)$ for each fixed q .

Assume the true minimizer $t_0(x) := \arg \min_{t \in T} \phi(t, \nu_0(x))$ is unique a.s. in P_X . Given a K -fold random partition $(J_k)_{k=1}^K$ of $[N]$ and cross-fitted nuisance estimates $\widehat{\xi}_k, \widehat{\nu}_k$, define

$$\widehat{t}_i = \arg \min_{t \in T} \phi(t, \widehat{\nu}_k(X_i)), \quad \widehat{\psi} = \frac{1}{N} \sum_{i=1}^N \rho(W_i, \widehat{t}_i, \widehat{\xi}_i), \quad i \in J_k. \quad (\text{A.2})$$

The multiplier-bootstrap analog uses i.i.d. $e_i \sim \text{Exp}(1)$ independent of the data:

$$\widetilde{\psi} = \frac{1}{N} \sum_{i=1}^N \frac{e_i}{\bar{e}} \rho(W_i, \widehat{t}_i, \widehat{\xi}_i), \quad \bar{e} = N^{-1} \sum_i e_i. \quad (\text{A.3})$$

A.2 Assumptions

Assumption A.1 (Small Bias Condition). *There exists a sequence $\varepsilon_N = o(1)$ such that, with probability at least $1 - \varepsilon_N$, for every partition index $k \in [K]$ the first-stage estimate $\widehat{\xi}_k$ belongs to a shrinking neighborhood Ξ_N of ξ_0 . Uniformly over Ξ_N ,*

$$B_N = \sup_{\xi \in \Xi_N} \sup_{t \in T} \sup_{x \in \mathcal{X}} \sqrt{N} |\mathbb{E}[\rho(W, t, \xi) - \rho(W, t, \xi_0) \mid X = x]| = o(1), \quad (\text{A.4})$$

$$\Lambda_N = \sup_{\xi \in \Xi_N} \sup_{t \in T} \sup_{x \in \mathcal{X}} \mathbb{E}[(\rho(W, t, \xi) - \rho(W, t, \xi_0))^2 \mid X = x] = o(1). \quad (\text{A.5})$$

Assumption A.2 (Rate, pointwise in q). *Fix $q \in \mathcal{S}^{d-1}$. There exists a sequence $\varepsilon_N = o(1)$ and a sequence of shrinking neighborhoods $\mathcal{T}_N^\nu(q)$ of $\nu_0(\cdot, q)$ — the appendix-level analog of the neighborhood B_N in Assumption 5.1 of the main text — such that, with probability at least $1 - \varepsilon_N$, $\widehat{\nu}_k(\cdot, q) \in \mathcal{T}_N^\nu(q)$ for every $k \in [K]$, and*

$$\sup_{\nu \in \mathcal{T}_N^\nu(q)} \sup_{x \in \mathcal{X}} \|\nu(x, q) - \nu_0(x, q)\| \leq \nu_N^\infty = o(N^{-1/4}).$$

Assumption A.3 (Rate, uniform in q). *There exists a sequence $\varepsilon_N = o(1)$ such that, with probability at least $1 - \varepsilon_N$, $\widehat{\nu}_k(\cdot, q) \in \mathcal{T}_N^\nu(q)$ for every $k \in [K]$ and every $q \in \mathcal{S}^{d-1}$, and*

$$\sup_{q \in \mathcal{S}^{d-1}} \sup_{\nu \in \mathcal{T}_N^\nu(q)} \sup_{x \in \mathcal{X}} \|\nu(x, q) - \nu_0(x, q)\| \leq \nu_N^\infty = o(N^{-1/4}).$$

Remark on the remaining assumptions. Assumptions A.1 (Small Bias), A.4 (Regularity), and A.5 (Margin) are stated with a supremum over the abstract index set T , which in the conditional LP specialization of §A.1 equals the q -free union $\overline{\mathcal{T}} = \bigcup_{q \in \mathcal{S}^{d-1}} \mathcal{T}(q)$. Since $\overline{\mathcal{T}}$ does not depend on q , these three assumptions already hold uniformly in q and require no modification for the uniform-in- q results developed in §A.7 below.

Assumption A.4 (Regularity). *(i) Uniformly bounded moments:*

$$\sup_{\xi \in \Xi_N} \sup_{t \in T} \sup_{x \in \mathcal{X}} |\rho(W, t, \xi)| \leq B_\rho \quad \text{a.s.}$$

(ii) Bounded derivative:

$$\sup_{\nu \in \mathcal{T}_N^\nu} \sup_{x \in \mathcal{X}} \sup_{t \in T} \|\partial \phi(t, \nu(x)) / \partial \nu\| \leq B_\phi.$$

Assumption A.5 (Margin). *There exist finite constants $\bar{B}, \delta > 0$ such that for all $t \in (0, \delta)$,*

$$\sup_{(j,k) \in T, j \neq k} \Pr(0 \leq \phi(j, \nu_0(X)) - \phi(k, \nu_0(X)) \leq t) \leq \bar{B}t.$$

A.3 Lemmas

Lemma A.1 (Oracle expansion for cross-fitted envelope-regression estimators). *Under Assumptions A.1–A.5,*

$$\sup_{\xi \in \Xi_N} \sqrt{N} |\mathbb{E}[S_1 + S_2]| = O(B_N + \sqrt{N}(\nu_N^\infty)^2) = o(1), \quad (\text{A.6})$$

where $S_1 + S_2 = \rho(W, \hat{t}, \hat{\xi}) - \rho(W, t_0, \xi_0)$ is the estimation-error decomposition defined in the proof. Consequently, the cross-fitted estimator $\hat{\psi}$ satisfies the oracle expansion

$$\sqrt{N} (\hat{\psi} - N^{-1} \sum_{i=1}^N \rho(W_i, t_0(X_i), \xi_0)) = o_P(1). \quad (\text{A.7})$$

Proof. We proceed by a standard two-step decomposition: an error decomposition that separates the contribution of the first-stage estimation error from the contribution of the mis-optimization error, followed by a margin-based bound on the bias.

Define the true and estimated minimizers $t_0(X) = \arg \min_{t \in T} \phi(t, \nu_0(X))$ and $\hat{t}(X) = \arg \min_{t \in T} \phi(t, \hat{\nu}(X))$, and the mis-optimization errors

$$\tau_0(X) := \phi(\hat{t}(X), \nu_0(X)) - \phi(t_0(X), \nu_0(X)), \quad \tau(X) := \phi(\hat{t}(X), \hat{\nu}(X)) - \phi(t_0(X), \hat{\nu}(X)).$$

Decompose

$$\rho(W, \hat{t}, \hat{\xi}) - \rho(W, t_0, \xi_0) = \underbrace{[\rho(W, \hat{t}, \hat{\xi}) - \rho(W, \hat{t}, \xi_0)]}_{S_1} + \underbrace{[\rho(W, \hat{t}, \xi_0) - \rho(W, t_0, \xi_0)]}_{S_2}.$$

By construction of t_0 , $\tau_0(X) \geq 0$ a.s., and uniqueness implies $\tau_0(x) = 0 \iff \hat{t}(x) = t_0(x)$. Assumption A.5 therefore gives

$$\Pr(0 < \tau_0(X) < t) \leq \bar{B}t \quad \forall t \in (0, \delta). \quad (\text{A.8})$$

By definition of \hat{t} , $\tau(X) \leq 0$ a.s., so $0 < \tau_0(X) \leq \tau_0(X) - \tau(X)$ whenever $\hat{t} \neq t_0$.

For any $\nu \in \mathcal{T}'_N$ and any x ,

$$|\tau(x) - \tau_0(x)| \leq |\phi(\hat{t}, \nu) - \phi(\hat{t}, \nu_0)| + |\phi(t_0, \nu) - \phi(t_0, \nu_0)| \leq 2B_\phi \|\nu(x) - \nu_0(x)\| \leq 2B_\phi \nu_N^\infty$$

by Assumption A.4(ii) and Assumption A.2. Define the misclassification event $\mathcal{E}_\tau := \{0 < \tau_0(X) \leq 2B_\phi \nu_N^\infty\}$. Then

$$\begin{aligned} \sqrt{N}|\mathbb{E}[S_1]| &\leq \sqrt{N} \sup_{t \in T, \xi \in \Xi_N} |\mathbb{E}[\rho(W, t, \xi) - \rho(W, t, \xi_0)]| \leq B_N = o(1), \\ |\mathbb{E}[S_2]| &= \mathbb{E}[\tau_0(X)] \leq \mathbb{E}[(\tau_0 - \tau)\mathbf{1}\{\mathcal{E}_\tau\}] \leq 2B_\phi \nu_N^\infty \cdot \Pr(\mathcal{E}_\tau) \\ &\leq 2B_\phi \nu_N^\infty \cdot 2B_\phi \bar{B} \nu_N^\infty = 4B_\phi^2 \bar{B} (\nu_N^\infty)^2. \end{aligned}$$

The second line uses (A.8) with $t = 2B_\phi \nu_N^\infty$. Combining yields (A.6).

Assumption A.1 gives $\sup \mathbb{E}[S_1^2] = O(\Lambda_N)$. For S_2 :

$$\sup_{\xi \in \Xi_N} \mathbb{E}[S_2^2] \leq 2B_\rho^2 \Pr(\mathcal{E}_\tau) = O(\nu_N^\infty).$$

Thus $\sup \mathbb{E}[(S_1 + S_2)^2] = O(\Lambda_N + \nu_N^\infty) = o(1)$. Combined with the bias bound, standard cross-fitting arguments (e.g., Lemma A.3 of Chernozhukov et al., 2018) yield the oracle expansion (A.7). \blacksquare

Lemma A.2 (Gaussian approximation and variance consistency). *Under Assumptions A.1–A.5,*

$$\sqrt{N}(\hat{\psi} - \psi_0) \Rightarrow \mathcal{N}(0, V_0), \tag{A.9}$$

with $V_0 = \mathbb{E}[\rho^2(W, t_0(X), \xi_0)] - \psi_0^2$. The sample-variance estimator

$$\hat{V} = N^{-1} \sum_{i=1}^N \rho^2(W_i, \hat{t}_i, \hat{\xi}_i) - \hat{\psi}^2$$

is consistent: $\hat{V} \xrightarrow{P} V_0$.

Proof. The Gaussian approximation (A.9) is an immediate consequence of Lemma A.1: the oracle expansion $\sqrt{N}(\hat{\psi} - \psi_0) = N^{-1/2} \sum_i [\rho(W_i, t_0, \xi_0) - \psi_0] + o_P(1)$ combined with the central limit theorem (finite variance by Assumption A.4(i)) gives convergence to $\mathcal{N}(0, V_0)$.

For variance consistency, decompose

$$\rho^2(W, \hat{t}, \hat{\xi}) - \rho^2(W, t_0, \xi_0) = \underbrace{[\rho^2(W, \hat{t}, \hat{\xi}) - \rho^2(W, \hat{t}, \xi_0)]}_{T_1} + \underbrace{[\rho^2(W, \hat{t}, \xi_0) - \rho^2(W, t_0, \xi_0)]}_{T_2}.$$

For any B -bounded P, Q , $\mathbb{E}|P^2 - Q^2| \leq 2B\|P - Q\|_{P,2}$. With $B = B_\rho$ and Assumptions [A.1](#), [A.4\(i\)](#):

$$\sup_{\xi \in \Xi_N} |\mathbb{E}T_1| \leq 2B_\rho \Lambda_N^{1/2}.$$

For T_2 , Assumption [A.4\(i\)](#) and [\(A.8\)](#) give

$$\sup_{\nu \in \mathcal{T}_N^\nu} |\mathbb{E}T_2| \leq 2B_\rho^2 \Pr(\hat{t}(X) \neq t_0(X)) \leq 2B_\rho^2 \Pr(\mathcal{E}_\tau) \leq 4\bar{B}B_\phi B_\rho^2 \nu_N^\infty.$$

Combining, $|\mathbb{E}[T_1 + T_2]| = O(\Lambda_N^{1/2} + \nu_N^\infty) = o(1)$. A standard LLN on each cross-fitted fold (summands are i.i.d. conditional on the hold-out data) gives $\hat{V} \rightarrow V_0$ in probability. \blacksquare

Lemma A.3 (Multiplier-bootstrap validity). *Under Assumptions [A.1–A.5](#), the multiplier-bootstrap statistic $\tilde{S}_N = \sqrt{N}(\tilde{\psi} - \hat{\psi})$ converges conditionally (on the data) in distribution to $\mathcal{N}(0, V_0)$ in probability, i.e.,*

$$\sup_{z \in \mathbb{R}} \left| \Pr_e(\tilde{S}_N \leq z \mid \{W_i\}) - \Pr(Z \leq z) \right| \xrightarrow{P} 0, \quad Z \sim \mathcal{N}(0, V_0). \quad (\text{A.10})$$

Consequently, the bootstrap confidence interval $\hat{\psi} + N^{-1/2}[\hat{C}_{\alpha/2}, \hat{C}_{1-\alpha/2}]$ has asymptotic coverage $1 - \alpha$.

Proof. The argument follows Theorem 3.2 of [Semenova \(2023\)](#) (multiplier bootstrap for orthogonal moment conditions), specialized to the scalar envelope-regression setting. Write

$$\tilde{S}_N = N^{-1/2} \sum_{i=1}^N \left(\frac{e_i}{\bar{e}} - 1 \right) \rho(W_i, \hat{t}_i, \hat{\xi}_i).$$

Because $e_i \sim \text{Exp}(1)$ is independent of the data with $\mathbb{E}[e_i/\bar{e}] = 1 + o_P(1)$ and $\text{Var}(e_i/\bar{e}) = 1 + o_P(1)$, the conditional CLT applied to the bounded summands $\rho(W_i, \hat{t}_i, \hat{\xi}_i)$ yields convergence of the conditional law to $\mathcal{N}(0, V_0^*)$, where $V_0^* = N^{-1} \sum_i \rho^2(W_i, \hat{t}_i, \hat{\xi}_i) - \hat{\psi}^2 \xrightarrow{P} V_0$ by [Lemma A.2](#). Since the limiting variance matches V_0 in [\(A.9\)](#), the multiplier-bootstrap distribution consistently approximates the sampling distribu-

tion, giving (A.10). Coverage of the bootstrap CI then follows by the continuous mapping theorem applied to quantile functions. ■

A.4 Proofs of Propositions 1 and 2

Proof of Proposition 1. Convexity and compactness. By (2.18), \mathcal{B} is the intersection of half-spaces indexed by $q \in \mathcal{S}^{d-1}$, hence convex. Since $\sigma(q)$ is finite for every $q \in \mathcal{S}^{d-1}$ and continuous in q (as the support function of a bounded conditional LP aggregated over X), the intersection is closed and bounded, hence compact.

Support function. By definition, the support function of \mathcal{B} at direction q is $\sup_{\beta \in \mathcal{B}} q' \beta$. The representation (2.18) makes this equal to $\sigma(q)$ directly, since each half-space $\{b : q'b \leq \sigma(q)\}$ is active at q and inactive at every other direction.

Random-set characterization. For each x , the conditional identified set $\mathcal{B}(x) = \{\beta : A\beta = \mathbf{b}_0(x), \beta \geq 0\}$ is a nonempty convex polytope. By Artstein's inequality (Artstein, 1974) and the random-set / aggregation argument of Beresteanu and Molinari (2008) (Definition 5, p. 771), the set of expectations $\{\mathbb{E}[\beta_0(X)] : \beta_0(x) \in \mathcal{B}(x) \text{ measurable}\}$ is itself convex and has support function $q \mapsto \mathbb{E}[\sup_{\beta \in \mathcal{B}(x)} q' \beta] = \mathbb{E}[\sigma(q, X)] = \sigma(q)$. The two characterizations coincide. ■

Proof of Proposition 2. (1) The basic (no-covariate) LP $\max\{q' \beta : A\beta = \mathbf{b}_0, \beta \geq 0\}$ with $\mathbf{b}_0 = \mathbb{E}[\mathbf{b}_0(X)]$ has dual $\min\{\nu' \mathbf{b}_0 : A' \nu \geq q\}$. Since the primal value $\bar{\sigma}(q)$ is finite by assumption, strong LP duality gives $\bar{\sigma}(q) = \min_{\nu \in \mathcal{T}} \nu' \mathbf{b}_0$, where the minimum over the feasible polytope is attained at a vertex, establishing the first claim.

(2) Applying strong LP duality pointwise in x to the conditional LP at x , $\sigma(q, x) = \inf_{\nu \in \mathcal{T}} \nu' \mathbf{b}_0(x)$; aggregating over P_X and using the law of iterated expectations $\mathbb{E}[\nu_0(X)' \mathbf{b}_0(X)] = \mathbb{E}[\nu_0(X)' \mathbf{B}]$ gives (3.6).

(3) The function $\mathbf{b} \mapsto \inf_{\nu \in \mathcal{T}} \nu' \mathbf{b}$ is the pointwise minimum of a finite collection of linear functions, hence concave. Jensen's inequality applied to a concave function yields $\mathbb{E}[\inf_{\nu} \nu' \mathbf{b}_0(X)] \leq \inf_{\nu} \nu' \mathbb{E}[\mathbf{b}_0(X)]$, which is (3.7). Since the upper-bound inequality $q' \beta_0 \leq \sigma(q)$ defining \mathcal{B} in (2.18) is weakly tighter than the corresponding inequality $q' \beta_0 \leq \bar{\sigma}(q)$ defining $\bar{\mathcal{B}}$, we have $\mathcal{B} \subseteq \bar{\mathcal{B}}$. ■

A.5 Proof of Proposition 3

The first Lemma is Theorem 1 in Luedtke and van der Laan (2016).

Lemma A.4. *Suppose Assumption 3.1 holds for Example 2. Then, the parameter $\mathbb{E}[\min(s(1, X), s(0, X))]$ is pathwise differentiable with efficient influence function*

$$\begin{aligned} \psi^*(W) &= \left(s(1, X) + \frac{D}{\pi(X)}(S - s(1, X)) \right) \mathbf{1}\{\tau(X) < 0\} \\ &+ \left(s(0, X) + \frac{1-D}{1-\pi(X)}(S - s(0, X)) \right) \mathbf{1}\{\tau(X) > 0\}. \end{aligned} \quad (\text{A.11})$$

Proof of Proposition 3. Fix $q \in \mathcal{S}^{d-1}$. Write the target as an envelope functional:

$$\sigma(q) = \mathbb{E} \left[\min_{\nu \in \mathcal{T}} \nu' \mathbf{b}_0(X) \right] = \mathbb{E}[\nu_0(X)' \mathbf{b}_0(X)],$$

where $\nu_0(x) \in \arg \min_{\nu \in \mathcal{T}} \nu' \mathbf{b}_0(x)$ and uniqueness holds a.s. by Assumption 3.1.

Let $\mathcal{T} = \{\nu^{(1)}, \dots, \nu^{(m)}\}$ be the (finite) vertex set. Define the selection rule

$$d_{\mathbf{b}}(x) = \sum_{j=1}^m \mathbf{1} \left\{ \nu^{(j)} \in \arg \min_{\nu \in \mathcal{T}} \nu' \mathbf{b}(x) \right\} \nu^{(j)}.$$

Then

$$\sigma(q; P) = \mathbb{E}_P[d_{\mathbf{b}_P}(X)' \mathbf{b}_P(X)], \quad \mathbf{b}_P(x) = \mathbb{E}_P[\mathbf{B} \mid X = x].$$

Consider a regular submodel $\{P_\varepsilon : \varepsilon\}$ through P_0 with score S . Telescope the increment as

$$\sigma(P_\varepsilon) - \sigma(P_0) = \mathbb{E}_{P_\varepsilon}[\{d_{\mathbf{b}_\varepsilon}(X) - d_{\mathbf{b}_0}(X)\}' \mathbf{b}_\varepsilon(X)] + \mathbb{E}_{P_\varepsilon}[d_{\mathbf{b}_0}(X)' \mathbf{b}_\varepsilon(X) - d_{\mathbf{b}_0}(X)' \mathbf{b}_0(X)]. \quad (\star)$$

The second term treats the rule $d_{\mathbf{b}_0}$ as fixed and is a standard smooth (Gateaux) variation in \mathbf{b}_ε ; the first term accounts for changes in the indicator/argmin (the “kink”).

We show that the first term in (\star) vanishes upon differentiation, i.e.

$$\lim_{\varepsilon \rightarrow 0} \frac{1}{\varepsilon} \mathbb{E}_{P_\varepsilon}[\{d_{\mathbf{b}_\varepsilon}(X) - d_{\mathbf{b}_0}(X)\}' \mathbf{b}_\varepsilon(X)] = 0. \quad (\text{A.12})$$

Margin and tie set. Since \mathcal{T} is finite, define the *margin* at x by

$$\Delta(x) = \min_{\nu \in \mathcal{T} \setminus \{\nu_0(x)\}} \nu' \mathbf{b}_0(x) - \nu_0(x)' \mathbf{b}_0(x) \geq 0,$$

and the tie set $\mathcal{B}_0 = \{x : \Delta(x) = 0\}$. By Assumption 3.1, $P_X(\mathcal{B}_0) = 0$, so $\Delta(X) > 0$ a.s.

Partition. For $\delta > 0$, define the safe set $\mathcal{X}_\delta = \{x : \Delta(x) \geq \delta\}$ and the near-tie set $\mathcal{X}_\delta^c = \{x : \Delta(x) < \delta\}$. Since $\Delta(X) > 0$ a.s., we have $P_X(\mathcal{X}_\delta^c) \rightarrow 0$ as $\delta \downarrow 0$.

Safe region \mathcal{X}_δ (the minimizer does not switch). On \mathcal{X}_δ , every competing vertex $\nu \neq \nu_0(x)$ satisfies $\nu' \mathbf{b}_0(x) - \nu_0(x)' \mathbf{b}_0(x) \geq \delta$. Along the regular submodel, $\mathbf{b}_\varepsilon(x) = \mathbf{b}_0(x) + \varepsilon \dot{\mathbf{b}}(x) + o(\varepsilon)$ for each x , where $\dot{\mathbf{b}}(x) = \frac{d}{d\varepsilon} \mathbb{E}_{P_\varepsilon}[\mathbf{B} \mid X = x] \Big|_{\varepsilon=0}$. Hence, for any competing vertex $\nu \neq \nu_0(x)$,

$$\nu' \mathbf{b}_\varepsilon(x) - \nu_0(x)' \mathbf{b}_\varepsilon(x) = \underbrace{\nu' \mathbf{b}_0(x) - \nu_0(x)' \mathbf{b}_0(x)}_{\geq \delta} + \varepsilon (\nu - \nu_0(x))' \dot{\mathbf{b}}(x) + o(\varepsilon).$$

Since \mathcal{T} is finite, the second and third terms are uniformly $O(\varepsilon)$ over $\nu \in \mathcal{T}$, so for all $|\varepsilon|$ small enough (depending on δ), the gap remains positive. In particular, for each $\delta > 0$ there exists $\varepsilon_0(\delta) > 0$ such that $d_{\mathbf{b}_\varepsilon}(x) = d_{\mathbf{b}_0}(x) = \nu_0(x)$ for all $x \in \mathcal{X}_\delta$ and $|\varepsilon| < \varepsilon_0(\delta)$. The integrand is therefore identically zero on \mathcal{X}_δ .

Near-tie region \mathcal{X}_δ^c (uniformly bounded integrand on a vanishing set). Since every $\nu^{(j)} \in \mathcal{T}$ has finite norm and $\mathbf{b}_\varepsilon(x) \rightarrow \mathbf{b}_0(x)$, there exists $C < \infty$ (independent of ε, δ) such that $|\{d_{\mathbf{b}_\varepsilon}(x) - d_{\mathbf{b}_0}(x)\}' \mathbf{b}_\varepsilon(x)| \leq C$ for all x and $|\varepsilon|$ sufficiently small. Thus, for $|\varepsilon| < \varepsilon_0(\delta)$,

$$\left| \mathbb{E}_{P_\varepsilon}[\{d_{\mathbf{b}_\varepsilon}(X) - d_{\mathbf{b}_0}(X)\}' \mathbf{b}_\varepsilon(X)] \right| \leq C P_{X,\varepsilon}(\mathcal{X}_\delta^c). \quad (\text{A.13})$$

Bounding $P_{X,\varepsilon}(\mathcal{X}_\delta^c)$. Along a regular submodel with score S , the marginal density of X under P_ε satisfies $dP_{X,\varepsilon}/dP_X = 1 + \varepsilon \mathbb{E}[S \mid X] + o(\varepsilon)$ in $L^1(P_X)$, so

$$P_{X,\varepsilon}(\mathcal{X}_\delta^c) = P_X(\mathcal{X}_\delta^c) + \varepsilon \int_{\mathcal{X}_\delta^c} \mathbb{E}[S \mid X = x] dP_X(x) + o(\varepsilon).$$

Coupled limit. Choose a sequence $\delta = \delta(\varepsilon) \downarrow 0$ slowly enough that (i) $|\varepsilon| < \varepsilon_0(\delta(\varepsilon))$ and (ii) $P_X(\mathcal{X}_{\delta(\varepsilon)}^c) = o(|\varepsilon|)$. Condition (ii) is achievable because $P_X(\Delta(X) < \delta) \downarrow P_X(\mathcal{B}_0) = 0$ as $\delta \downarrow 0$, so the convergence to zero can be made faster than any prescribed rate $|\varepsilon| \rightarrow 0$ by choosing $\delta(\varepsilon)$ to decrease sufficiently slowly. Then from

(A.13):

$$\frac{1}{|\varepsilon|} \left| \mathbb{E}_{P_\varepsilon}[\{d_{\mathbf{b}_\varepsilon}(X) - d_{\mathbf{b}_0}(X)\}' \mathbf{b}_\varepsilon(X)] \right| \leq C \frac{P_X(\mathcal{X}_{\delta(\varepsilon)}^c)}{|\varepsilon|} + C \left| \int_{\mathcal{X}_{\delta(\varepsilon)}^c} \mathbb{E}[S | X = x] dP_X(x) \right| + o(1).$$

The first term vanishes by (ii). The second vanishes by dominated convergence: $|\mathbb{E}[S | X]|$ is integrable (indeed square-integrable), and the domain $\mathcal{X}_{\delta(\varepsilon)}^c$ shrinks to the P_X -null set \mathcal{B}_0 . This establishes (A.12) and the pathwise derivative is given by the second term in (\star):

$$\dot{\sigma}_{P_0}(S) = \frac{d}{d\varepsilon} \Big|_{\varepsilon=0} \mathbb{E}_{P_\varepsilon}[\nu_0(X)' \mathbf{b}_\varepsilon(X)] = \mathbb{E}[\nu_0(X)' \dot{\mathbf{b}}(X)], \quad (\text{A.14})$$

where $\dot{\mathbf{b}}(x) = \frac{d}{d\varepsilon} \mathbb{E}_{P_\varepsilon}[\mathbf{B} | X = x] \Big|_{\varepsilon=0}$ is the (regular) pathwise derivative of the conditional mean along the submodel. Standard calculations yield the influence function for $\sigma(q)$:

$$\phi(W) = \nu_0(X)' \{\mathbf{B} - \mathbf{b}_0(X)\} + \{\nu_0(X)' \mathbf{b}_0(X) - \sigma(q)\} = \nu_0(X)' \mathbf{B} - \sigma(q),$$

since $\mathbb{E}[\nu_0(X)' \mathbf{b}_0(X)] = \sigma(q)$.

Assumption 3.2 ensures $\mathbb{E}[\|\mathbf{B}\|^2 | X] \leq \bar{B}$, so $\text{Var}(\nu_0(X)' \mathbf{B}) < \infty$ and $\phi_q(W) = \nu_0(X)' \mathbf{B} - \sigma(q)$ is a mean-zero, finite-variance function. Combining (\star), A.12 and A.14, for every regular submodel $\{P_\varepsilon\}$ with score S ,

$$\frac{d}{d\varepsilon} \Big|_{\varepsilon=0} \sigma(P_\varepsilon) = \mathbb{E}_{P_0}[\phi_q(W) S(W)],$$

so $\sigma(q)$ is pathwise differentiable with influence function $\phi_q(W)$ by Definition (3.11). Any regular, asymptotically linear estimator with this influence function satisfies (3.13); the existence of such an estimator is a separate claim, established for the cross-fitted plug-in $\hat{\sigma}(q)$ of Definition 5.2 in Proposition 4 through the oracle expansion of Lemma A.1.

This conclusion mirrors Theorem 1 of Luedtke and van der Laan (2016): under a zero-mass tie (margin) condition, the non-smooth selection step contributes no first-order term and the influence function equals the “oracle score” with the true rule plugged in. \blacksquare

A.6 Proof of Proposition 4

Proof of Proposition 4. The proof proceeds in two parts. First, we embed the conditional linear program into the general envelope-regression framework introduced in §A.1. Second, we verify Assumptions A.1–A.5 of that supplement under the conditions of Proposition 4 and invoke Lemmas A.1–A.3 therein to obtain the three conclusions.

Embedding into the envelope-regression framework. The abstract target is

$$\psi_0 = \mathbb{E}_X \left[\min_{t \in T} \phi(t, \nu_0(X)) \right],$$

where T is a finite index set, $\phi(t, \cdot)$ is a known scalar function of a nuisance vector $\nu_0(x)$, and $\phi(t, \nu_0(x)) = \mathbb{E}[\rho(W, t, \xi_0) \mid X = x]$ for an observed signal ρ . Our parameter $\sigma(q) = \mathbb{E}[\min_{\nu \in \mathcal{T}} \nu' \mathbf{b}_0(X)]$ is a special case with (i) index set $T \equiv \mathcal{T}$, the finite set of dual vertices; (ii) nuisance vector $\nu_0(x) \equiv \mathbf{b}_0(x) = \mathbb{E}[\mathbf{B} \mid X = x]$; (iii) projection function $\phi(\nu, \mathbf{b}_0(x)) = \nu' \mathbf{b}_0(x)$ for each $\nu \in \mathcal{T}$; (iv) unbiased signal $\rho(W, \nu, \xi_0) = \nu' \mathbf{B}$, so that $\mathbb{E}[\rho(W, \nu, \xi_0) \mid X = x] = \nu' \mathbf{b}_0(x) = \phi(\nu, \mathbf{b}_0(x))$.

Verification of Assumption A.1 (Small Bias Condition). Assumption A.1 requires that the moment functions $\rho(W, t, \xi)$ are robust to first-order biases in the nuisance parameter ξ , uniformly over the index set T . In the appendix notation, the conditions are:

$$B_N = \sup_{\xi \in \Xi_N} \sup_{t \in T} \sup_{x \in \mathcal{X}} \sqrt{N} \left| \mathbb{E}[\rho(W, t, \xi) - \rho(W, t, \xi_0) \mid X = x] \right| = o(1),$$

$$\Lambda_N = \sup_{\xi \in \Xi_N} \sup_{t \in T} \sup_{x \in \mathcal{X}} \mathbb{E}[(\rho(W, t, \xi) - \rho(W, t, \xi_0))^2 \mid X = x] = o(1).$$

In our setting, the signal $\rho(W, \nu, \xi_0) = \nu' \mathbf{B}$ does not depend on any nuisance parameter ξ : it depends only on the observed data vector \mathbf{B} and the fixed vertex $\nu \in \mathcal{T}$. Therefore, $\rho(W, \nu, \xi) = \rho(W, \nu, \xi_0)$ for all ξ , and both conditions hold trivially with $B_N = \Lambda_N = 0$.

Verification of Assumption A.2 (Rate Condition). Assumption A.2 requires that the first-stage nuisance estimate $\widehat{\mathbf{b}}_k(\cdot)$ converges uniformly to $\mathbf{b}_0(\cdot)$ at rate $o(N^{-1/4})$:

there exists a sequence $\phi_N = o(1)$ and shrinking neighborhoods B_N such that, with probability at least $1 - \phi_N$,

$$\sup_{\mathbf{b} \in B_N} \sup_{x \in \mathcal{X}} \|\mathbf{b}(x) - \mathbf{b}_0(x)\| = o(N^{-1/4}).$$

This is precisely Assumption 5.1 of the present paper. Hence Assumption A.2 is satisfied.

Note. Assumption A.3 (the uniform-in- q rate) is *not* verified at this step because the present proof targets the pointwise-in- q Proposition 4; in the LP application the first stage $\widehat{\mathbf{b}}(x)$ does not depend on q , so when the uniform-in- q Proposition 5 of §A.7 is invoked, the same Assumption 5.1 of the main text trivially supplies Assumption A.3 as well.

Verification of Assumption A.4 (Regularity Conditions). Assumption A.4 requires two conditions:

(i) *Bounded moments:* $\sup_{\xi \in \Xi_N} \sup_{t \in T} \sup_{x \in \mathcal{X}} |\rho(W, t, \xi)| \leq B_\rho$ almost surely.

In our setting, $|\rho(W, \nu, \xi_0)| = |\nu' \mathbf{B}| \leq \|\nu\| \cdot \|\mathbf{B}\|$. Since \mathcal{T} is a finite vertex set, $\max_{\nu \in \mathcal{T}} \|\nu\| \leq C_\nu < \infty$. By Assumption 3.2, $\mathbb{E}[\|\mathbf{B}\|^2 \mid X = x] \leq \bar{B}$ a.s. The condition (i) is therefore satisfied with $B_\rho = C_\nu \cdot \bar{B}^{1/2}$ when \mathbf{B} is bounded a.s. (as in the Jobs First application, where \mathbf{B} consists of indicator-based IPW signals). More generally, Assumption A.4(i) can be replaced by the weaker condition $\sup_{t \in T} \sup_{x \in \mathcal{X}} \mathbb{E}[\rho^2(W, t, \xi_0) \mid X = x] \leq B_\rho$, which follows directly from Assumption 3.2.

(ii) *Bounded derivative:* $\sup_{\mathbf{b} \in B_N} \sup_{x \in \mathcal{X}} \sup_{\nu \in \mathcal{T}} \|\partial \phi(\nu, \mathbf{b}(x)) / \partial \mathbf{b}\| \leq B_\phi$.

Since $\phi(\nu, \mathbf{b}) = \nu' \mathbf{b}$ is linear in \mathbf{b} , the gradient is $\partial \phi / \partial \mathbf{b} = \nu$. Hence $\|\partial \phi / \partial \mathbf{b}\| = \|\nu\| \leq C_\nu$ for all $\nu \in \mathcal{T}$, and the condition holds with $B_\phi = C_\nu = \max_{\nu \in \mathcal{T}} \|\nu\|$.

Verification of Assumption A.5 (Margin Condition). Assumption A.5 requires that there exist finite positive constants $\bar{B}, \delta > 0$ such that for all $t \in (0, \delta)$,

$$\sup_{(\nu_1, \nu_2) \in \mathcal{T}, \nu_1 \neq \nu_2} \Pr(0 \leq \phi(\nu_1, \mathbf{b}_0(X)) - \phi(\nu_2, \mathbf{b}_0(X)) \leq t) \leq \bar{B} t.$$

Since $\phi(\nu, \mathbf{b}_0(x)) = \nu' \mathbf{b}_0(x)$, this becomes

$$\sup_{\nu_1 \neq \nu_2 \in \mathcal{T}} \Pr(0 < (\nu_1 - \nu_2)' \mathbf{b}_0(X) \leq t) \leq \bar{B} t.$$

For any $\nu_1 \neq \nu_2 \in \mathcal{T}$, define $\delta_\nu = (\nu_1 - \nu_2) / \|\nu_1 - \nu_2\|$ (a unit vector) and $\underline{c} = \min_{\nu_1 \neq \nu_2 \in \mathcal{T}} \|\nu_1 - \nu_2\| > 0$ (strictly positive since \mathcal{T} is finite with distinct elements). Then

$$\begin{aligned} \Pr(0 < (\nu_1 - \nu_2)' \mathbf{b}_0(X) \leq t) &= \Pr\left(0 < \delta_\nu' \mathbf{b}_0(X) \leq \frac{t}{\|\nu_1 - \nu_2\|}\right) \\ &\leq \Pr\left(0 < \delta_\nu' \mathbf{b}_0(X) \leq \frac{t}{\underline{c}}\right) \\ &\leq \sup_{v \in \mathbf{R}^k, \|v\|=1} \Pr\left(0 < v' \mathbf{b}_0(X) \leq \frac{t}{\underline{c}}\right) \\ &\leq \frac{B_f}{\underline{c}} t, \end{aligned}$$

where the last inequality uses Assumption 5.2 with argument t/\underline{c} . Therefore, Assumption A.5 is satisfied with $\bar{B} = B_f/\underline{c}$.

Having verified Assumptions A.1–A.5, we invoke the self-contained Lemmas A.1–A.3. ■

A.7 Uniform-in- q asymptotic theory

This subsection develops a uniform-in- q analog of Proposition 4. The statement specializes the envelope-regression framework of §A.1 to $T = \bar{\mathcal{T}}$, $\nu_0(x) = \mathbf{b}_0(x)$, and $\psi_0 = \sigma(q)$, and strengthens Assumption A.2 to its uniform counterpart, Assumption A.3. All other assumptions (A.1, A.4, A.5) are used in their existing form: as noted in §A.2. The result is stated for the LP setting so that it can be invoked directly as a uniform-in- q strengthening of Proposition 4 of the main text.

Proposition 5 (Uniform-in- q analog of Proposition 4). *Suppose Assumptions A.1, A.3, A.4, and A.5 hold, and that Assumptions 3.1 and 5.2 hold uniformly over $q \in \mathcal{S}^{d-1}$. Then the cross-fitted plug-in estimator $\hat{\sigma}(q)$ of Definition 5.2 satisfies:*

1. Uniform consistency:

$$\sup_{q \in \mathcal{S}^{d-1}} |\widehat{\sigma}(q) - \sigma(q)| = O_P(N^{-1/2}). \quad (\text{A.15})$$

2. Uniform Gaussian approximation: *the process*

$$S_N(q) := \sqrt{N}(\widehat{\sigma}(q) - \sigma(q)), \quad q \in \mathcal{S}^{d-1},$$

converges weakly in $\ell^\infty(\mathcal{S}^{d-1})$ to a tight, centered Gaussian process \mathbb{G} with covariance kernel

$$\text{Cov}(\mathbb{G}(q), \mathbb{G}(q')) = \mathbb{E}[(\nu_0(X, q)' \mathbf{B} - \sigma(q)) (\nu_0(X, q')' \mathbf{B} - \sigma(q'))].$$

3. Uniform bootstrap validity: *the multiplier-bootstrap process*

$$\widetilde{S}_N(q) := \sqrt{N}(\widetilde{\sigma}(q) - \widehat{\sigma}(q)), \quad q \in \mathcal{S}^{d-1},$$

converges conditionally (in probability) weakly in $\ell^\infty(\mathcal{S}^{d-1})$ to the same Gaussian process \mathbb{G} .

Proof. The proof extends the three-step argument underlying Lemmas [A.1–A.3](#) by verifying that the oracle expansion, the CLT, and the bootstrap remainder can each be controlled uniformly in $q \in \mathcal{S}^{d-1}$.

Uniform oracle expansion. For each fixed q , Lemma [A.1](#) gives the oracle expansion

$$\sqrt{N}(\widehat{\sigma}(q) - \sigma(q)) = N^{-1/2} \sum_{i=1}^N (\nu_0(X_i, q)' \mathbf{B}_i - \sigma(q)) + R_N(q), \quad R_N(q) = o_P(1).$$

Inspecting the proof of Lemma [A.1](#), $R_N(q)$ decomposes as a bias term and a second-order stochastic term:

$$R_N^{\text{bias}}(q) = O(B_N + \sqrt{N}(\nu_N^\infty)^2), \quad R_N^{\text{var}}(q) = O_P(\sqrt{\Lambda_N + \nu_N^\infty}).$$

Under Assumption A.3 (uniform rate), the rate ν_N^∞ is q -free; under Assumption A.1 (stated uniformly over $t \in T = \bar{\mathcal{T}}$), B_N and Λ_N are likewise q -free. The margin condition Assumption A.5 holds uniformly over $T = \bar{\mathcal{T}}$ and therefore controls the event $\{\widehat{\nu}_0(X_i, q) \neq \nu_0(X_i, q)\}$ uniformly in q . The bias term is then automatically uniform in q because it depends on q only through these q -free quantities; the second-order stochastic term inherits uniform-in- q control from the fact that $\nu_0(\cdot, q)$ takes values in the finite set $\bar{\mathcal{T}}$, so $R_N^{\text{var}}(\cdot)$ is bounded above by a sample-independent envelope $\bar{R}_N := \max_{\nu \in \bar{\mathcal{T}}} R_N^{\text{var}}|_{\nu_0 \equiv \nu}$ that itself satisfies $\bar{R}_N = O_P(\sqrt{\Lambda_N + \nu_N^\infty}) = o_P(1)$. Hence

$$\sup_{q \in \mathcal{S}^{d-1}} |R_N(q)| = o_P(1).$$

Donsker property of the leading empirical process. Define the indexing class

$$\mathcal{F} = \{f_q(W) = \nu_0(X, q)' \mathbf{B} - \sigma(q) : q \in \mathcal{S}^{d-1}\}.$$

For each fixed x , the map $q \mapsto \nu_0(x, q) = \arg \min_{\nu \in \mathcal{T}(q)} \nu' \mathbf{b}_0(x)$ is piecewise constant on \mathcal{S}^{d-1} and takes values in the finite set $\bar{\mathcal{T}}$; the q -partition on which it is constant is determined by finitely many hyperplane crossings in q -space. Hence

$$f_q(W) = \sum_{\nu \in \bar{\mathcal{T}}} (\nu' \mathbf{B} - \sigma(q)) \mathbf{1}\{\nu_0(X, q) = \nu\},$$

and the class \mathcal{F} is contained in a finite union of products of indicator classes (one per vertex $\nu \in \bar{\mathcal{T}}$) and affine functions of q . Each indicator class $\{\mathbf{1}\{\nu_0(\cdot, q) = \nu\} : q \in \mathcal{S}^{d-1}\}$ is a VC subgraph class with VC dimension bounded by a constant depending only on the dimensions (d, k) of the LP. The envelope $|f_q| \leq \max_{\nu \in \bar{\mathcal{T}}} \|\nu\| \cdot \|\mathbf{B}\| + |\sigma(q)|$ has finite second moment under Assumption 3.2. By Donsker theorem for VC subgraph classes combined with stability under finite linear operations and finite unions, \mathcal{F} is P -Donsker, so

$$\mathbb{G}_N = N^{-1/2} \sum_{i=1}^N (f_q(W_i) - \mathbb{E} f_q(W)) \rightsquigarrow \mathbb{G} \text{ in } \ell^\infty(\mathcal{S}^{d-1}), \quad (\text{A.16})$$

with the covariance kernel stated in 2.

Uniform consistency. immediately follows from uniform Gaussian approximation: weak convergence to a tight Gaussian process implies $\sup_{q \in \mathcal{S}^{d-1}} |S_N(q)| = O_P(1)$, and hence $\sup_q |\widehat{\sigma}(q) - \sigma(q)| = O_P(N^{-1/2})$.

Uniform multiplier-bootstrap validity. Because \mathcal{F} is a P -Donsker class with a square-integrable envelope, the multiplier CLT for VC classes delivers, conditionally on the data in probability,

$$\widetilde{\mathbb{G}}_N = N^{-1/2} \sum_{i=1}^N \left(\frac{e_i}{\bar{e}} - 1 \right) f_q(W_i) \rightsquigarrow \mathbb{G} \text{ in } \ell^\infty(\mathcal{S}^{d-1}),$$

with the same Gaussian limit \mathbb{G} as in [A.16](#). It remains to show that replacing the oracle $f_q(W_i)$ by its cross-fitted plug-in $\widehat{\nu}(X_i, q)' \mathbf{B}_i$ leaves the bootstrap process unchanged in the limit. The discrepancy is

$$\Delta_N(q) = N^{-1/2} \sum_{i=1}^N \left(\frac{e_i}{\bar{e}} - 1 \right) [\widehat{\nu}(X_i, q) - \nu_0(X_i, q)]' \mathbf{B}_i.$$

Conditional on the data, $\Delta_N(q)$ is mean zero (since $\mathbb{E}[e_i/\bar{e} - 1 \mid \{W_j\}] = 0$), and its conditional variance satisfies

$$\mathbb{V}ar(\Delta_N(q) \mid \{W_j\}) \leq \frac{1}{N} \sum_{i=1}^N |[\widehat{\nu}(X_i, q) - \nu_0(X_i, q)]' \mathbf{B}_i|^2 \cdot \widehat{\mathbb{V}ar}\left(\frac{e_i}{\bar{e}}\right).$$

The factor $\widehat{\mathbb{V}ar}(e_i/\bar{e}) = 1 + o_P(1)$ by the LLN. The summand is non-zero only on the misclassification event $\{\widehat{\nu}(X_i, q) \neq \nu_0(X_i, q)\}$, which is contained in the margin event $\mathcal{E}_\tau = \{0 < \tau_0(X_i, q) \leq 2B_\phi \nu_N^\infty\}$ defined in the proof of [Lemma A.1](#); on \mathcal{E}_τ , the integrand is bounded by $4(\max_{\nu \in \overline{\mathcal{T}}} \|\nu\|)^2 \|\mathbf{B}_i\|^2$, an envelope with finite second moment under [Assumption 3.2](#). By [Assumption A.5](#), $\Pr(\mathcal{E}_\tau) = O(\nu_N^\infty)$ uniformly over the finite vertex set $\overline{\mathcal{T}}$; hence the empirical analog satisfies $N^{-1} \sum_i \mathbf{1}\{\mathcal{E}_\tau\} = O_P(\nu_N^\infty)$ uniformly in q . Combining these bounds,

$$\sup_{q \in \mathcal{S}^{d-1}} \mathbb{V}ar(\Delta_N(q) \mid \{W_j\}) = O_P(\nu_N^\infty) = o_P(1),$$

and a conditional Markov inequality on the finite-cell envelope yields $\sup_{q \in \mathcal{S}^{d-1}} |\Delta_N(q)| = o_P(1)$ in probability over the data. The plug-in bootstrap process therefore shares

the same weak limit \mathbb{G} as the oracle bootstrap process, giving 3. ■

B Additional Figures and Empirical Results

B.1 Simulation Exercise

We build a synthetic dataset similar to the Connecticut Jobs First experiment, consisting of baseline covariates, a randomly assigned treatment and a categorical observable state defined by the woman’s earnings bin and on/off-welfare participation for each observation unit. The covariate vector $X = (X_1, \dots, X_{28})$ includes demographic indicators, eight pre-RA earnings quarters, eight pre-RA AFDC payment quarters, and applicant-status/years-employed. The treatment is assigned independently of covariates and potential outcomes, with $D \sim \text{Bernoulli}(0.5)$, mirroring the balanced randomization of the Jobs First experiment. More details on the data generating process can be found in [Github Repository](#). The population set size is $N = 2500$ with $T = 5$ per-person quarters.

Table B.1 reports the simulation results for relevant parameters, where the first-stage conditional moment $\mathbf{b}_0(x)$ is estimated with three estimators and base set of covariates. Inferential coverage of 95% confidence intervals is computed via the person-clustered Exp(1) multiplier bootstrap with 200 draws. Across all configurations the set-identified bounds include the true parameter and are tighter than the analytical bound, which we compute following the closed-form expressions of [Kline and Tartari \(2016\)](#).

Table B.1: SET-IDENTIFIED RESPONSE PROBABILITIES: SIMULATION EXERCISE

State occupied under		Symbol	True	Analytical	OLS	Ridge	LASSO
AFDC	JF		π_0	Bounds	Estimate	Estimate	Estimate
<i>GroupKFold cross-fitted first-stage estimation</i>							
0n	1r	$\pi_{0n,1r}$	0.511	{0.000, 1.000}	{0.137, 1.000}	{0.144, 1.000}	{0.309, 1.000}
2n	1r	$\pi_{2n,1r}$	0.559	{0.209, 1.000}	{0.259, 1.000}	{0.254, 1.000}	{0.249, 1.000}
1n	1r	$\pi_{1n,1r}$	0.542	{0.310, 1.000}	{0.363, 1.000}	{0.378, 1.000}	{0.421, 1.000}

Notes: Number of state refers to earnings level, with 0 indicating no earnings, 1 indicating earnings below three times the monthly FPL, and 2 indicating earnings above three times the monthly FPL. n indicates welfare nonparticipation, r indicates welfare participation with truthful reporting of earnings. Numbers in braces are estimated lower and upper bounds. Analytical bounds column reports sharp bounds derived via closed-form expressions in [Kline and Tartari \(2016\)](#).

B.2 Block Expansion Illustration

Figure B.1 shows sequential partitioning of the coarse design matrix. Observable states are pairs (earnings bin, welfare regime). Earnings bins follow Kline and Tartari (2016): 0 (zero), 1 (positive, \leq FPL), 2 ($>$ FPL). The regime suffix is n off welfare and p on welfare; r signifies truthful reporting, while u underreporting. $0p$ is the on-welfare zero earners and $2u$ flags above-FPL cells on welfare, which can only be reached by underreporting. State $1r$ is dropped from the constraint system as redundant. $1r$ coincides with $1p$ under JF, but not under ADFC where agents have underreporting incentives below FPL and hence $1p$ includes both latent types $1r$ and $1u$. The granular figures refine bin 1 into deciles b_1, \dots, b_5 and bin 2 into b_6, b_7, b_8 , yielding the 13-row set $\{0n, b_i n, b_k n, 0p, b_k p\}$ for $i = 1, \dots, 5$ and $k = 6, 7, 8$. The nine groups G_1, \dots, G_9 index the coarse transitions of the Kline and Tartari (2016) model and are preserved under refinement:

$$\begin{array}{lll}
 G_1: 0n \rightarrow 1r, & G_2: 0r \rightarrow 0n, & G_3: 2n \rightarrow 1r, \\
 G_4: 0r \rightarrow 2n, & G_5: 0r \rightarrow 1r, & G_6: 0r \rightarrow 1n, \\
 G_7: 1n \rightarrow 1r, & G_8: 0r \rightarrow 2u, & G_9: 2u \rightarrow 1r.
 \end{array}$$

Substantively, $\{G_1, G_3, G_7\}$ are take-up margins, $\{G_2, G_4, G_6\}$ exit margins from the hub $0p$, and $\{G_8, G_9\}$ the underreporting margin opened by Jobs First. Each column carries +1 at the destination row (blue), -1 at the source row (red), or both. Figure B.1 Panel (a) displays the coarse coefficient matrix A (5×9) of (4.2), with rows indexed by $\{0n, 1n, 2n, 0p, 2p\}$. Panel (b) splits each refined source state into its sub-bins to obtain the 13×25 design; a further split of the $1r$ -destined columns of G_1 and G_5 yields the 13×33 design. Panel (d) is 13×45 design that splits every $1r$ destination.

B.3 Additional Results for Coarse Design

We report supplementary results that extend the analysis of Table 1 in Section 6. Table B.2 reports results with LASSO first-stage, using two feature sets (baseline and extended set) and two cross-fitting schemes (observation-level and person-level). Since the data possess a panel structure with multiple person-quarter observations per individual under observation-level partitioning, observations from the same individual

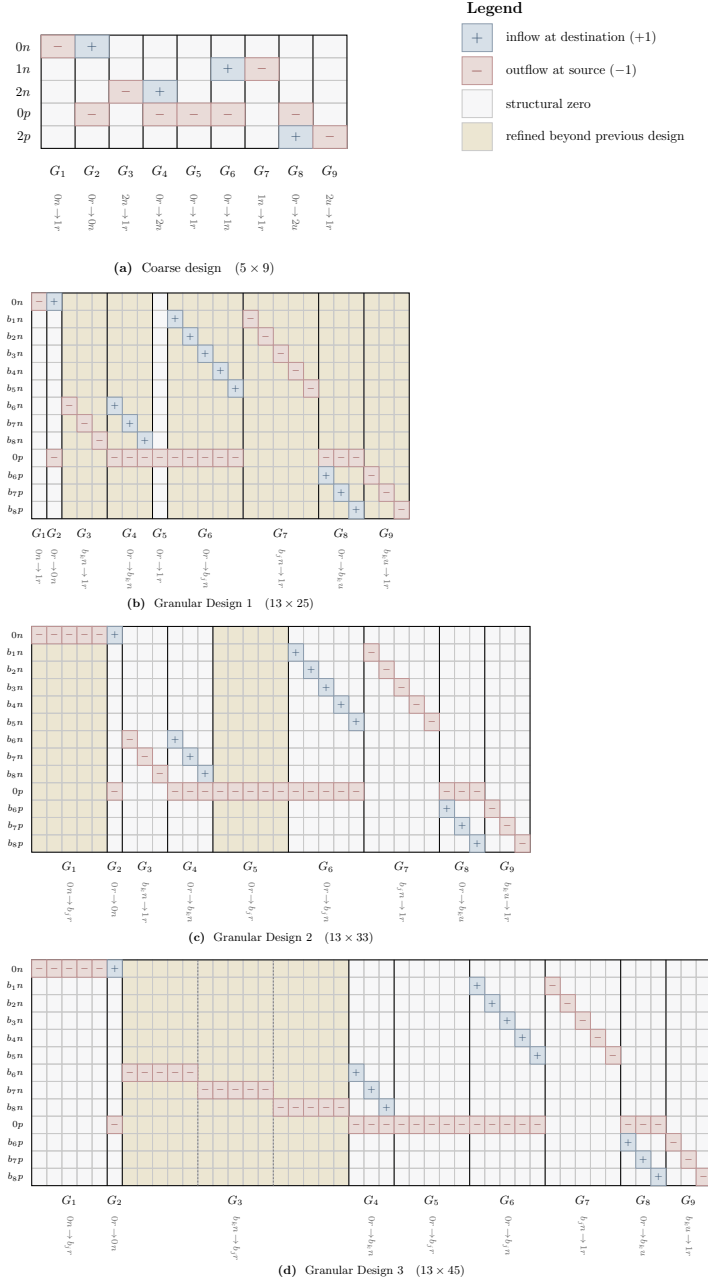


Figure B.1: POSSIBLE BLOCK EXPANSIONS OF THE COARSE DESIGN MATRIX.

may be assigned to both the training and held-out folds of a given split, inducing a form of leakage that compromises the orthogonality between the first-stage estimator and the held-out fold. Person-level partitioning assigns the full sequence of quarterly observations for each individual to a single fold to eliminate the leakage but reduces the effective sample size within each fold.

B.4 Additional Results for Granular Designs

Among the configurations considered above, LASSO delivers the strongest first-stage performance under the granular partition. We therefore fix LASSO as the first-stage estimator in the remaining robustness exercises and vary instead the partition. Below we summarize the structure of specifications under consideration, with Figure B.2 showing design matrices for each case. Table B.3 reports the set identified intervals for the parameters of interest under each specification, together with the composite bounds on $\pi_{2n,1r}$ and $\pi_{1n,1r}$ evaluated under the partitioned regime but with composite q (See Table 1 and 2 Notes).

1. **Spec. 1** (5×13). Source states $1n$ and $2n$ are not subdivided; the destination state $1r$ is split into the fine bins $b_1r - b_5r$ for the $1n \rightarrow 1r$ flow.
2. **Spec. 2** (7×11). Source states not subdivided; the destination state $1r$ is split into restricted bins $l_1r - l_3r$ for the $2n \rightarrow 1r$ flow. In this design, we will make an extra assumption. Recall that $1r$ type has both truthful reporters and underreporters as latent types under AFDC. We will assume that no underreporters exist in the two lowest income bins b_1n and b_2n . This will allow to add row constraints for these states. Because of this extra assumption, the lower bound on composite $2n \rightarrow 1r$ is significantly higher at 56.4%.
3. **Spec. 3** (7×25). The $2n \rightarrow 1r$ flow is subdivided on both the source side ($b_6n - b_8n$) and the destination side ($b_1r - b_5r$).
4. **Spec. 4** (9×25). Source-side $2n$ split into $b_6n - b_8n$ and $1n$ into $l_1n - l_3n$.

Table B.2: SET-IDENTIFIED RESPONSE PROBABILITIES: JOBS FIRST CASE STUDY, 5×9 COARSE DESIGN

Response type	State occupied under			Kline & Tartari reported bounds	Our estimate	
	AFDC	JF	Symbol		LASSO GroupKFold	LASSO KFold
<i>Panel A. Base covariate regime</i>						
Detailed	0n	1r	$\pi_{0n,1r}$	{0.055,0.620}	{0.000,0.589}	{0.047,0.593}
	1n	1r	$\pi_{1n,1r}$	{0.382,0.987}	{0.377,1.000}	{0.377,0.961}
	2n	1r	$\pi_{2n,1r}$	{0.280,1.000}	{0.277,1.000}	{0.270,1.000}
	0r	0n	$\pi_{0r,0n}$	{0.000,0.170}	{0.000,0.163}	{0.000,0.164}
	"	1n	$\pi_{0r,1n}$	{0.000,0.170}	{0.000,0.179}	{0.000,0.164}
	"	2n	$\pi_{0r,2n}$	{0.000,0.154}	{0.001,0.180}	{0.000,0.163}
	"	1r	$\pi_{0r,1r}$	{0.000,0.170}	{0.000,0.179}	{0.000,0.164}
	"	2u	$\pi_{0r,2u}$	{0.031,0.051}	{0.031,0.210}	{0.031,0.196}
Composite	Not working	Working	$\pi_{0,1+}$	0.167	0.160	0.160
	Off welfare	On welfare	$\pi_{n,p}$	{0.231,0.445}	{0.205,0.428}	{0.223,0.428}
	On welfare, not working	Off welfare	$\pi_{0r,n}$	{0.000,0.170}	{0.000,0.163}	{0.000,0.163}
<i>Panel B. Extended covariate regime</i>						
Detailed	0n	1r	$\pi_{0n,1r}$	{0.055,0.620}	{0.000,0.590}	{0.047,0.588}
	1n	1r	$\pi_{1n,1r}$	{0.382,0.987}	{0.377,1.000}	{0.378,0.957}
	2n	1r	$\pi_{2n,1r}$	{0.280,1.000}	{0.274,1.000}	{0.274,1.000}
	0r	0n	$\pi_{0r,0n}$	{0.000,0.170}	{0.000,0.164}	{0.000,0.163}
	"	1n	$\pi_{0r,1n}$	{0.000,0.170}	{0.000,0.180}	{0.000,0.163}
	"	2n	$\pi_{0r,2n}$	{0.000,0.154}	{0.000,0.180}	{0.000,0.163}
	"	1r	$\pi_{0r,1r}$	{0.000,0.170}	{0.000,0.180}	{0.000,0.163}
	"	2u	$\pi_{0r,2u}$	{0.031,0.051}	{0.031,0.211}	{0.031,0.194}
Composite	Not working	Working	$\pi_{0,1+}$	0.167	0.160	0.160
	Off welfare	On welfare	$\pi_{n,p}$	{0.231,0.445}	{0.204,0.428}	{0.224,0.428}
	On welfare, not working	Off welfare	$\pi_{0r,n}$	{0.000,0.170}	{0.000,0.163}	{0.000,0.163}

Notes: Number of state refers to earnings level, with 0 indicating no earnings, 1 indicating earnings below three times the monthly FPL, and 2 indicating earnings above three times the monthly FPL. n indicates welfare non-participation, r indicates welfare participation with truthful reporting of earnings, u indicates welfare participation with underreporting of earnings, and p indicates welfare participation irrespective of reporting. Numbers in braces are estimated lower and upper bounds. The Kline & Tartari reported bounds column reproduces the corresponding estimates from their Table 5. The LASSO columns report CLP bounds obtained from LASSO first-stage estimation under GroupKFold and KFold cross-fitting. Panel A uses the base covariate regime; Panel B uses the extended covariate regime.

5. **Spec. 5** (11×29). Source-side $2n$ split into $b_6n - b_8n$ and $1n$ into $b_1n - b_5n$.
6. **Spec. 6** (11×29). Full source-side split of $1n$ into $l_1n - l_3n$ and of $2n$ into $b_6n - b_8n$.
7. **Spec. 7** (11×53). Most granular design. Source-side fine bins $b_1n - b_8n$ combined with destination-side fine bins $b_1r - b_5r$ of the state $1r$.
8. **Spec. 8** (13×33). Full source-side fine binning $1n$: $b_1n - b_5n$; $2n$: $b_6n - b_8n$.

B.5 Additional Results for Welfare Bounds

Under the most granular design reported in the main text, the bound on the net welfare gain from the $2n \rightarrow 1r$ transition is inconclusive in sign, with an identified interval that contains zero. We treat this granular result, rather than its coarse counterpart, as the primary one. The ambiguous sign is not an artifact of weak identification and reflects genuine heterogeneity in the welfare consequences of the transition across narrow earnings cells. To see the mechanism, consider two women who both opt into welfare under Jobs First but originate in different cells. A woman in bin b_6n , earning just above the federal poverty line, who moves to b_5r , just below it, sacrifices little earned income while gaining the transfer; her welfare change is positive and potentially large. A woman in bin b_8n , earning well above the poverty line, who moves to b_2r forgoes substantial earnings that the transfer might not offset. Both transitions are subsumed within the single coarse flow $2n \rightarrow 1r$ in coarser design cases that do not differentiate between those two cells, applying a common welfare weight to them and resulting in an average of those effects. More granular designs represent them as distinct cells and on aggregation the welfare-gain bound straddles zero precisely because the underlying cell-level effects do.

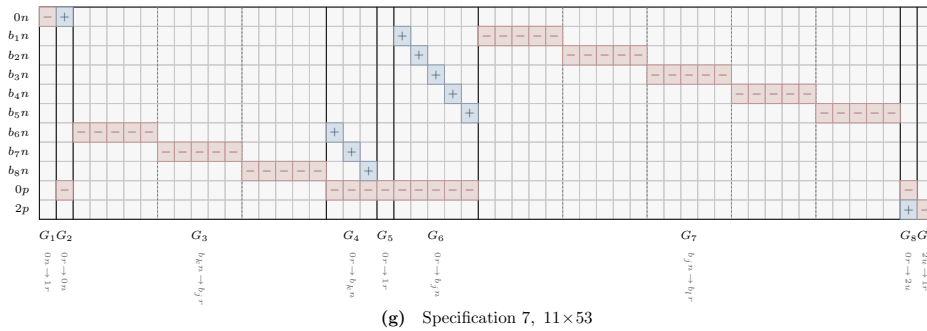
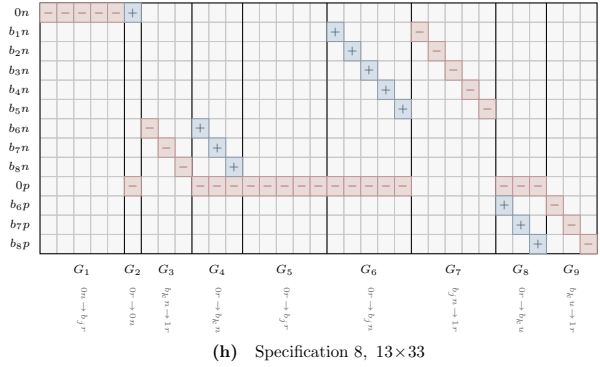
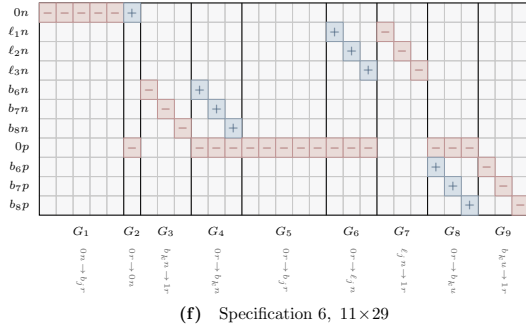
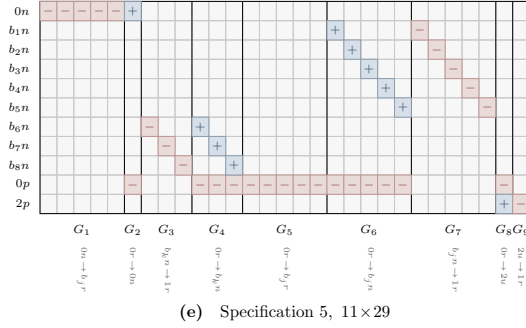
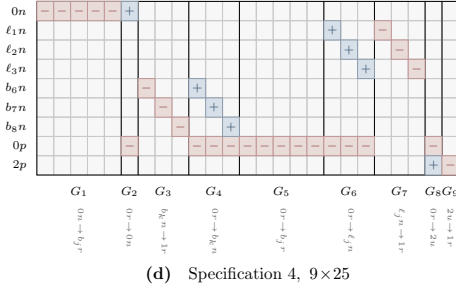
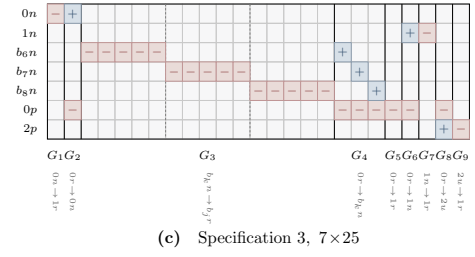
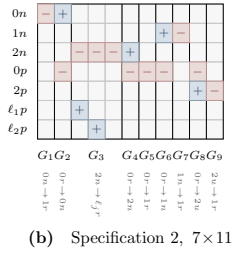



Figure B.2: DIFFERENT GRANULAR SPECIFICATION DESIGNS CORRESPONDING TO SPECIFICATIONS IN TABLE B.3.

Table B.3: SET-IDENTIFIED RESPONSE PROBABILITIES: JOBS FIRST CASE STUDY, ALL SPECIFICATIONS

State occupied under					State occupied under				
Flow	AFDC	JF	Symbol	π -bounds	Flow	AFDC	JF	Symbol	π -bounds
<i>Panel A. Specification 1</i> (design matrix 5×13).					<i>Panel F. Specification 6</i> (design matrix 11×29).				
$1n \rightarrow 1r$	1n	b_1r	π_{1n, b_1r}	{0.000, 1.000}	$2n \rightarrow 1r$	b_6n	1r	$\pi_{b_6n, 1r}$	{0.300, 1.000}
	1n	b_2r	π_{1n, b_2r}	{0.000, 1.000}		b_7n	1r	$\pi_{b_7n, 1r}$	{0.328, 1.000}
	1n	b_3r	π_{1n, b_3r}	{0.000, 1.000}		b_8n	1r	$\pi_{b_8n, 1r}$	{0.204, 1.000}
	1n	b_4r	π_{1n, b_4r}	{0.000, 1.000}	$1n \rightarrow 1r$	l_1n	1r	$\pi_{l_1n, 1r}$	{0.000, 1.000}
	1n	b_5r	π_{1n, b_5r}	{0.000, 1.000}		l_2n	1r	$\pi_{l_2n, 1r}$	{0.235, 1.000}
	2n	1r	$\pi_{2n, 1r}$	{0.272, 1.000}	l_3n	1r	$\pi_{l_3n, 1r}$	{0.465, 1.000}	
	1n	1r	$\pi_{1n, 1r}$	{0.375, 1.000}		2n	1r	$\pi_{2n, 1r}$	{0.265, 1.000}
						1n	1r	$\pi_{1n, 1r}$	{0.351, 1.000}
<i>Panel B. Specification 2</i> (design matrix 7×11).					<i>Panel G. Specification 7</i> (design matrix 11×53).				
$2n \rightarrow 1r$	2n	l_1r	π_{2n, l_1r}	{0.248, 0.248}	$2n \rightarrow 1r$	b_6n	1r	$\pi_{b_6n, 1r}$	{0.294, 1.000}
	2n	l_2r	π_{2n, l_2r}	{0.322, 0.322}		b_7n	1r	$\pi_{b_7n, 1r}$	{0.326, 1.000}
	2n	l_3r	π_{2n, l_3r}	{0.000, 0.501}		b_8n	1r	$\pi_{b_8n, 1r}$	{0.192, 1.000}
		2n	1r	$\pi_{2n, 1r}$		{0.564, 1.000}	2n	b_1r	π_{2n, b_1r}
	1n	1r	$\pi_{1n, 1r}$	{0.374, 0.760}		2n	b_2r	π_{2n, b_2r}	{0.000, 1.000}
<i>Panel C. Specification 3</i> (design matrix 7×25).					<i>Panel H. Specification 8</i> (design matrix 13×33).				
$2n \rightarrow 1r$	b_6n	1r	$\pi_{b_6n, 1r}$	{0.294, 1.000}	$1n \rightarrow 1r$	b_1n	1r	$\pi_{b_1n, 1r}$	{0.000, 1.000}
	b_7n	1r	$\pi_{b_7n, 1r}$	{0.326, 1.000}		b_2n	1r	$\pi_{b_2n, 1r}$	{0.235, 1.000}
	b_8n	1r	$\pi_{b_8n, 1r}$	{0.192, 1.000}		b_3n	1r	$\pi_{b_3n, 1r}$	{0.550, 1.000}
	2n	b_1r	π_{2n, b_1r}	{0.000, 1.000}		b_4n	1r	$\pi_{b_4n, 1r}$	{0.474, 1.000}
	2n	b_2r	π_{2n, b_2r}	{0.000, 1.000}		b_5n	1r	$\pi_{b_5n, 1r}$	{0.360, 1.000}
	2n	b_3r	π_{2n, b_3r}	{0.000, 1.000}	1n	b_1r	π_{1n, b_1r}	{0.000, 1.000}	
	2n	b_4r	π_{2n, b_4r}	{0.000, 1.000}	1n	b_2r	π_{1n, b_2r}	{0.000, 1.000}	
	2n	b_5r	π_{2n, b_5r}	{0.000, 1.000}	1n	b_3r	π_{1n, b_3r}	{0.000, 1.000}	
	2n	1r	$\pi_{2n, 1r}$	{0.257, 1.000}	1n	b_4r	π_{1n, b_4r}	{0.000, 1.000}	
	1n	1r	$\pi_{1n, 1r}$	{0.375, 1.000}	1n	b_5r	π_{1n, b_5r}	{0.000, 1.000}	
<i>Panel D. Specification 4</i> (design matrix 9×25).					<i>Panel E. Specification 5</i> (design matrix 11×29).				
$2n \rightarrow 1r$	b_6n	1r	$\pi_{b_6n, 1r}$	{0.294, 1.000}	$2n \rightarrow 1r$	b_6n	1r	$\pi_{b_6n, 1r}$	{0.294, 1.000}
	b_7n	1r	$\pi_{b_7n, 1r}$	{0.326, 1.000}		b_7n	1r	$\pi_{b_7n, 1r}$	{0.326, 1.000}
	b_8n	1r	$\pi_{b_8n, 1r}$	{0.192, 1.000}		b_8n	1r	$\pi_{b_8n, 1r}$	{0.192, 1.000}
$1n \rightarrow 1r$	l_1n	1r	$\pi_{l_1n, 1r}$	{0.000, 1.000}		b_1n	1r	$\pi_{b_1n, 1r}$	{0.000, 1.000}
	l_2n	1r	$\pi_{l_2n, 1r}$	{0.235, 1.000}	b_2n	1r	$\pi_{b_2n, 1r}$	{0.235, 1.000}	
	l_3n	1r	$\pi_{l_3n, 1r}$	{0.464, 1.000}	b_3n	1r	$\pi_{b_3n, 1r}$	{0.550, 1.000}	
	2n	1r	$\pi_{2n, 1r}$	{0.257, 1.000}	b_4n	1r	$\pi_{b_4n, 1r}$	{0.474, 1.000}	
	1n	1r	$\pi_{1n, 1r}$	{0.350, 1.000}	b_5n	1r	$\pi_{b_5n, 1r}$	{0.360, 1.000}	
<i>Panel E. Specification 5</i> (design matrix 11×29).					<i>Panel F. Specification 6</i> (design matrix 11×29).				
$2n \rightarrow 1r$	b_6n	1r	$\pi_{b_6n, 1r}$	{0.294, 1.000}	$2n \rightarrow 1r$	2n	1r	$\pi_{2n, 1r}$	{0.265, 1.000}
	b_7n	1r	$\pi_{b_7n, 1r}$	{0.326, 1.000}		1n	1r	$\pi_{1n, 1r}$	{0.341, 1.000}
	b_8n	1r	$\pi_{b_8n, 1r}$	{0.192, 1.000}					
	$1n \rightarrow 1r$	b_1n	1r	$\pi_{b_1n, 1r}$	{0.000, 1.000}				
b_2n		1r	$\pi_{b_2n, 1r}$	{0.235, 1.000}					
b_3n		1r	$\pi_{b_3n, 1r}$	{0.550, 1.000}					
b_4n		1r	$\pi_{b_4n, 1r}$	{0.474, 1.000}					
b_5n		1r	$\pi_{b_5n, 1r}$	{0.360, 1.000}					
	2n	1r	$\pi_{2n, 1r}$	{0.257, 1.000}					
	1n	1r	$\pi_{1n, 1r}$	{0.341, 1.000}					

Notes. Each panel corresponds to one specification, ordered from least to most granular by the dimension of the LASSO design matrix (rows \times columns), reported in each panel heading. The eight specifications are summarized in §B.4 and Figure B.2. State labels follow [Kline and Tartari \(2016\)](#). Within a coarse state, b_kn and b_kr denote fine sub-bins, and l_kn , l_kr denote restricted (lower) fine sub-bins (see spec2 in §B.4). Sub-bin rows are bracketed to indicate the coarse flow to which they aggregate (by source bin, $b_kn \rightarrow 1r$, and/or by destination bin, $2n/1n \rightarrow b_kr$); the two rows below each bracket, $\pi_{2n, 1r}$ and $\pi_{1n, 1r}$, report the bounds for the aggregated coarse bin under the same specification. Each composite bound is obtained by setting the vector q to one on the coordinates of the sub-bins that compose the coarse bin and to zero elsewhere. Numbers in braces are estimated lower and upper bounds and clipped to $[0, 1]$ when needed. In the coarse model the dual feasible region has few enough vertices that they can be enumerated, and each bound is obtained by checking over this finite set. In granular models the number of vertices grows combinatorially with the additional states and parameters—so enumeration is costly, and we instead obtain each bound by solving the dual program directly with a numerical solver, imposing $\|\nu\|_\infty \leq 200$ on the dual variable. We exclude any program that fails to solve and any program whose optimal ν attains the box boundary. In practice this filter removes less than 2% of observations.

Table B.4: SET-IDENTIFIED WELFARE BOUNDS: JOBS FIRST CASE STUDY, SOME SPECIFICATIONS

Flow	Transition	Welfare \$/m	Flow	Transition	Welfare \$/m
<i>Panel A. Specification 1 (5 × 13)</i>			<i>Panel D. Specification 7 (11 × 53)</i>		
$2n \rightarrow 1r$	$2n \rightarrow 1r$	{-95.95, - 23.70}	$2n \rightarrow 1r$	$b_{6n} \rightarrow b_{1r}$	{-74.58, 0.00}
	Coarse $2n \rightarrow 1r$	{-95.95, - 23.70}		$b_{6n} \rightarrow b_{2r}$	{-49.53, 0.00}
$1n \rightarrow 1r$	$1n \rightarrow 1r$	{11.37, 30.56}	$b_{6n} \rightarrow b_{3r}$	{-26.10, 0.00}	
	Coarse $1n \rightarrow 1r$	{11.37, 30.56}	$b_{6n} \rightarrow b_{4r}$	{-3.16, 0.00}	
<i>Panel B. Specification 2 (7 × 11)</i>			$b_{6n} \rightarrow b_{5r}$	{0.00, 20.72}	
$2n \rightarrow 1r$	$2n \rightarrow \ell_{1r}$	{-30.48, - 30.48}	$b_{7n} \rightarrow b_{1r}$	{-97.49, 0.00}	
	$2n \rightarrow \ell_{2r}$	{-31.29, - 31.29}	$b_{7n} \rightarrow b_{2r}$	{-72.41, 0.00}	
	$2n \rightarrow \ell_{3r}$	{-28.78, 0.30}	$b_{7n} \rightarrow b_{3r}$	{-48.96, 0.00}	
	Coarse $2n \rightarrow 1r$	{-90.56, - 61.47}	$b_{7n} \rightarrow b_{4r}$	{-25.99, 0.00}	
$1n \rightarrow 1r$	$1n \rightarrow 1r$	{11.35, 23.07}	$b_{7n} \rightarrow b_{5r}$	{-2.09, 0.00}	
	Coarse $1n \rightarrow 1r$	{11.35, 23.07}	$b_{8n} \rightarrow b_{1r}$	{-163.33, 0.00}	
<i>Panel C. Specification 8 (13 × 33)</i>			$b_{8n} \rightarrow b_{2r}$	{-138.32, 0.00}	
$2n \rightarrow 1r$	$b_{6n} \rightarrow 1r$	{-39.74, - 3.58}	$b_{8n} \rightarrow b_{3r}$	{-114.95, 0.00}	
	$b_{7n} \rightarrow 1r$	{-62.59, - 5.62}	$b_{8n} \rightarrow b_{4r}$	{-92.05, 0.00}	
	$b_{8n} \rightarrow 1r$	{-129.28, - 11.85}	$b_{8n} \rightarrow b_{5r}$	{-68.22, 0.00}	
	Coarse $2n \rightarrow 1r$	{-138.49, - 21.05}	Coarse $2n \rightarrow 1r$	{-178.64, 14.63}	
$1n \rightarrow 1r$	$b_{1n} \rightarrow 1r$	{-2.49, 71.70}	$1n \rightarrow 1r$	$b_{1n} \rightarrow b_{1r}$	{0.00, 40.83}
	$b_{2n} \rightarrow 1r$	{2.47, 53.64}	$b_{1n} \rightarrow b_{2r}$	{0.00, 62.90}	
	$b_{3n} \rightarrow 1r$	{4.72, 33.65}	$b_{1n} \rightarrow b_{3r}$	{0.00, 83.54}	
	$b_{4n} \rightarrow 1r$	{1.42, 9.30}	$b_{1n} \rightarrow b_{4r}$	{0.00, 103.75}	
	$b_{5n} \rightarrow 1r$	{-16.27, - 2.09}	$b_{1n} \rightarrow b_{5r}$	{0.00, 124.79}	
	Coarse $1n \rightarrow 1r$	{-10.15, 78.22}	$b_{2n} \rightarrow b_{1r}$	{0.00, 20.19}	
			$b_{2n} \rightarrow b_{2r}$	{0.00, 44.14}	
			$b_{2n} \rightarrow b_{3r}$	{0.00, 66.52}	
			$b_{2n} \rightarrow b_{4r}$	{0.00, 88.45}	
			$b_{2n} \rightarrow b_{5r}$	{0.00, 111.27}	
			$b_{3n} \rightarrow b_{1r}$	{-3.45, 0.00}	
			$b_{3n} \rightarrow b_{2r}$	{0.00, 23.12}	
			$b_{3n} \rightarrow b_{3r}$	{0.00, 47.97}	
			$b_{3n} \rightarrow b_{4r}$	{0.00, 72.30}	
			$b_{3n} \rightarrow b_{5r}$	{0.00, 97.63}	
			$b_{4n} \rightarrow b_{1r}$	{-28.32, 0.00}	
			$b_{4n} \rightarrow b_{2r}$	{-1.36, 0.00}	

(Table B.4 continued)

Flow	Transition	Welfare \$/m	Flow	Transition	Welfare \$/m
				$b_{4n} \rightarrow b_{3r}$	{0.00, 23.85}
				$b_{4n} \rightarrow b_{4r}$	{0.00, 48.54}
				$b_{4n} \rightarrow b_{5r}$	{0.00, 74.24}
				$b_{5n} \rightarrow b_{1r}$	{-52.73, 0.00}
				$b_{5n} \rightarrow b_{2r}$	{-26.57, 0.00}
				$b_{5n} \rightarrow b_{3r}$	{-2.10, 0.00}
				$b_{5n} \rightarrow b_{4r}$	{0.00, 21.86}
				$b_{5n} \rightarrow b_{5r}$	{0.00, 46.80}
				Coarse $1n \rightarrow 1r$	{-58.04, 160.94}

Notes: Each panel corresponds to one specification, ordered from least to most granular (summarized in §B.4 and Figure B.2) by the dimension of the LASSO design matrix (rows \times columns), reported in each panel heading. State labels follow Kline and Tartari (2016). Within a coarse state, b_{kn} and b_{kr} denote fine sub-bins, and l_{kn} , l_{kr} denote restricted fine sub-bins (see spec2 in §B.4). Sub-bin rows are bracketed to indicate the coarse flow to which they aggregate. Each composite bound is obtained by setting the vector q to one on the coordinates of the sub-bins that compose the coarse bin and to zero elsewhere. Numbers in braces are estimated lower and upper bounds and clipped to $[0,1]$ when needed. Welfare values are in monthly dollars. In the coarse model the dual feasible region has few enough vertices that they can be enumerated, and each bound is obtained by checking over this finite set. In granular models the number of vertices grows combinatorially with the additional states and parameters—so enumeration is costly, and we instead obtain each bound by solving the dual program directly with a numerical solver, imposing $\|\nu\|_\infty \leq 200$ on the dual variable. We exclude any program that fails to solve and any program whose optimal ν attains the box boundary. In practice this filter removes less than 2% of observations.