

How Far Can Chord-Symbol Time-Series Adaptation Carry Genre Identity?

Capabilities and Boundaries in Multi-Genre Chord-Symbol Modeling

Jinju Lee — PearlLeeStudio

June 2026

Abstract

Harmony is a compact symbolic layer where mathematical pitch relations, acoustic consonance, and musical convention meet. This report studies that layer directly: chord-symbol sequences are treated not as a complete representation of music, but as an interpretable and controllable time series for genre-local harmonic modeling. Starting from a frozen Music Transformer base checkpoint — released as the endpoint of a pop-jazz rehearsal-mix fine-tune, but verified in this revision to be weight-identical to the pop-only Phase-0 baseline, so that all adaptation gains are measured over a pure-pop harmonic prior (see Changes in v2) — I evaluate how far small adaptation interfaces can extend the model to eleven target genres: blues, bossa nova, Bach chorales, country, electronic, folk, funk, gospel, hip-hop, R&B/soul, and rock. The main evaluation compares five adaptation methods, LoRA, IA3, BitFit, prefix tuning, and full fine-tuning, over 11 genres and 3 seeds, yielding a complete 165-cell grid. All five methods improve over the frozen base on held-out chord prediction, with macro gains from +2.89 to +3.61 percentage points; LoRA and IA3 have the highest macro top-1 scores, but pairwise Wilcoxon tests with Holm and Benjamini-Hochberg correction do not support a decisive method winner. A matched-data-size control sharpens this: when all genres are sub-sampled to a common corpus size, IA3 remains on top but LoRA’s full-data edge disappears and it falls to last, indicating the small method gaps are partly data-driven rather than representational. A control-token baseline is also strong, and wrong-genre adapters often beat the frozen base, suggesting that much of the adaptation effect is exposed through lightweight conditioning over a reusable harmonic base rather than through one particular adapter family or purely genre-specific adapter memory. Additional diagnostics, including rank sweeps, wrong-genre adapter rotation, a matched-data-size control, a base-checkpoint ablation (in v2, a same-weights control), chord-only genre classification, generated-output distribution statistics, real-song chord-chart evaluation, and duplicate/near-duplicate analysis, support a bounded conclusion: chord-symbol adaptation reliably improves genre-local harmonic prediction, but chord symbols alone do not carry complete genre identity. The report therefore avoids claims about perceived genre authenticity or full musical quality; those require controlled listener or musician evaluation.

Changes in v2

This revision corrects the description of the frozen base checkpoint. No reported number changes; what changes is what the released base artifact is and how the base-checkpoint ablation must be read.

- **Verified weight identity.** A full SHA-256 comparison over all 25,841,152 parameters, run on independent hardware (2026-06-11), shows that the released F1 base checkpoint (`ft_jazz_pop80/best.pt`; Hugging Face `TheArtist-MusicTransformer-ft-pop80`) is weight-identical to the pop-only Phase-0 baseline checkpoint.
- **Mechanism.** The F1 fine-tuning run itself proceeded normally — its training log (`eval_results.csv`) shows held-out jazz top-1 rising from 72.86 to 81.03 across epochs 3–8. But best-checkpoint selection

minimized validation loss on a pop-dominated validation mix, which rose monotonically during jazz fine-tuning (0.5578 \rightarrow 0.5901), so the pre-fine-tuning initialization — the Phase-0 weights — was retained as “best”. The genuinely fine-tuned epoch checkpoints existed only on the training machine and were not released.

- **Consequences.** (a) All adaptation gains over the frozen base are gains over a **pure-pop harmonic prior**; the substantive findings are unaffected and the interpretation is cleaner. All released evaluation numbers were produced with the served artifacts and reproduce on independent CPU hardware to within 0.02 pp at the model level. (b) The base-checkpoint ablation (Section 6.9) is retroactively a **same-weights control**: its ± 0.3 pp spread is an empirical run-to-run noise estimate, and its “essentially unchanged” result independently corroborates the weight identity. (c) The v1 claim that the F1 base “retains a richer harmonic vocabulary” than the pop-only base is **withdrawn** — identical weights imply identical sampling distributions. The author’s design intent — a jazz-leaning base chosen for harmonic character — stands as intent; the released artifact did not embody it.
- **Scope.** F2–F5 checkpoints are unaffected (weights all distinct, hash-verified). The 11 per-genre adapters were trained on, and are self-consistent with, the released base.
- **Meta-observation.** This is itself an instance of the phenomenon the project studies: metric-optimal checkpoint selection on a mismatched validation distribution can silently discard adaptation.
- **Released-adapter rank selection (disclosure).** The per-genre LoRA ranks used for this report’s selected-rank evaluation were chosen by highest validation top-1, while the released adapters on Hugging Face were deliberately selected by lowest validation loss with a top-1 tiebreak, consistent with training-time best-checkpoint selection; the two criteria pick different ranks for six genres. Section 5.4 now documents this so that reproduction from the released adapters targets the released-rank cells of the rank sweep rather than the selected-rank row.

1. Introduction

This project began as an engineering problem. I was building an interactive chord-composition system in which a user could edit a harmonic skeleton, ask a model for continuations, and keep the result under direct musical control. The system needed a practical capability: a frozen chord model should be extensible to new genres without training and serving a full separate model for every genre. That engineering need became the empirical question of this report:

How much genre identity can chord-symbol time series carry, and where does that representation reach its boundary?

The question is narrower than full music generation. A genre is not only a sequence of chords. It also includes rhythm, timbre, instrumentation, voicing, production, performance practice, lyrical convention, and listening context. Still, harmony is a meaningful intermediate layer. In Western and jazz-adjacent traditions, chord symbols encode root motion, functional patterns, modal mixture, cadential habits, extensions, and repetition. These structures connect mathematical pitch relations, acoustic consonance and dissonance, and the practical vocabulary musicians use to compose and communicate.

This is why the work focuses on chord-symbol generation rather than melody, lyrics, raw audio, or full arrangement. The choice is not a legal claim that chord symbols eliminate copyright or licensing concerns. They do not. Instead, this work studies a compact symbolic representation of harmonic structure, using research-permitting chord-chart corpora, and avoids modeling melody, lyrics, recordings, or performer-specific audio. The representation is deliberately limited. That limitation is the point: if chord symbols are used as a controllable layer for music AI, we need to know both what they can support and what they cannot.

The prior arXiv report in this project studied a pop-to-jazz rehearsal-mix problem: how much pop data should be retained while fine-tuning a pop chord model toward jazz (arXiv:2605.04998). The current report changes the question. It freezes a base checkpoint from that study — released as the pop-jazz F1 endpoint, but verified in v2 to be weight-identical to the pop-only Phase-0 baseline (Section 4.1) — and asks whether multiple adaptation methods can specialize it to eleven target genres. This is not a PEFT comparison that was later given a musical interpretation. The PEFT comparison follows from a composition-tool problem:

how to make genre-specific chord continuation controllable while keeping one reusable base model. LoRA was the first practical choice because it supports modular genre adapters, but the study is not a “LoRA for music” paper. LoRA, IA3, BitFit, prefix tuning, full fine-tuning, and a control-token baseline are used as probes of the genre information available in chord-symbol sequences.

The central result is balanced. Adaptation works: every main method improves over the frozen base on the held-out target-genre chord prediction task. But no method is statistically dominant after correction, and several diagnostics show that chord-symbol genre information is real but incomplete. This makes the contribution a representation-boundary study rather than a method leaderboard.

The report makes four contributions:

1. A complete 5-method x 11-genre x 3-seed evaluation of chord-symbol genre adaptation over a frozen base checkpoint (verified weight-identical to the pop-only Phase-0 baseline; Section 4.1).
2. A control-token and wrong-genre diagnostic package that tests whether gains are method-specific, genre-specific, or generic adaptation effects, yielding two reusable observations: control-token conditioning is close to adapter performance, and many wrong-genre adapters still improve over the frozen base.
3. A chord-only genre classifier, transition-level diagnostics, generated-output statistics, and real-song chord-chart evaluation that check whether held-out top-1 gains correspond to broader chord behavior, plus a matched-data-size control and a base-checkpoint ablation that test whether the method ranking and the base choice are representational or artifacts of corpus size.
4. A conservative framing of chord symbols as a useful but bounded layer for controllable music AI, with musician-centered evaluation left as the required next step before perceptual claims.

2. Background

2.1 Chord Symbols as a Time Series

A chord progression can be represented as a sequence of discrete symbolic events: key markers, time-signature markers, bar markers, genre markers, and chord tokens such as **C:maj7**, **A:min**, or **G:7**. This representation discards voicing, rhythmic placement finer than the chord grid, timbre, articulation, melody, and lyrics. It keeps a compact abstraction of harmonic motion.

This compactness is useful for modeling. Compared with polyphonic MIDI or audio, chord-symbol sequences have shorter contexts, smaller vocabularies, and more interpretable errors. A next-chord prediction error can be inspected harmonically: the model chose a diatonic substitute, missed a secondary dominant, flattened a cadence, or over-predicted a common loop. At the same time, top-1 and top-5 accuracy are not musical-quality metrics. They measure agreement with corpus continuations, not whether a progression is artistically better.

2.2 Genre Identity Is Layered

Genre identity is not located in one musical layer. Some genres are harmonically distinctive, while others may be defined more strongly by groove, sound design, production, instrumentation, vocal style, or performance practice. This is especially important for hip-hop, electronic, funk, and many pop-adjacent genres, where harmonic vocabulary may overlap heavily with other corpora while rhythmic and timbral cues carry much of the identity.

The chord-symbol layer is therefore expected to carry partial information. If adaptation gains are large and genre-specific, the layer is useful. If gains saturate quickly, if a control token performs similarly to adapters, or if a chord-only classifier has low macro F1, the representation boundary is visible.

2.3 Adaptation Interfaces as Probes

Parameter-efficient fine-tuning methods are usually discussed as practical ways to adapt large models with fewer trainable parameters. This report uses them differently. The methods are probes: if several small

interfaces can improve target-genre prediction over a frozen base, the chord-symbol layer contains reusable genre-local information. If the interfaces tie, trade wins, or show shallow capacity scaling, the result says more about the representation and data than about a single best method.

The adaptation interfaces studied are (the first five are the main methods; control-token tuning is the baseline condition):

- **LoRA**, which learns low-rank updates in selected transformer projections (Hu et al. 2022).
- **IA3**, which learns multiplicative activation scaling.
- **BitFit**, which updates bias parameters.
- **Prefix tuning**, which adds learned virtual tokens (Li and Liang 2021).
- **Full fine-tuning**, which updates all model parameters.
- **Control-token tuning** (baseline), which learns a lightweight genre-conditioning interface without a full adapter.

3. Related Work

Chord modeling has a long history in symbolic music research, including grammar-based and probabilistic approaches to harmonic structure (Steedman 1984; Rohrmeier 2011; Païement et al. 2005). Neural chord generation and harmonization systems have appeared in chord substitution tools, Bach chorale models, and transformer-based chord systems (Huang et al. 2016; Liang et al. 2017; Hadjeres et al. 2017; Makris et al. 2020). The Chordinator is especially close in spirit because it studies style-conditioned chord progression generation across multiple genres (Dalmazzo et al. 2024). The present report differs by freezing a single base checkpoint, comparing multiple adaptation interfaces against a control-token condition, rotating matched and wrong-genre adapters, sweeping LoRA rank, and using diagnostics to map representation boundaries rather than only reporting aggregate style-conditioned generation accuracy. A stronger archival version should also include explicit non-neural lower bounds, such as genre-conditioned n-gram or Markov chord models, to separate neural adaptation gains from what is already captured by local transition statistics.

Recent controllable-generation work in the ISMIR community also clarifies the positioning. MusiConGen studies rhythm and chord control for transformer-based text-to-music generation (Lan et al. 2024), Content-Based Controls studies controllable music large language modeling with lightweight tuning (Lin et al. 2024), and MMT-BERT uses chord-aware symbolic representation for multitrack generation (Zhu et al. 2024). Those works reinforce that chord and control layers are important in modern music generation, but they usually aim to improve a generation system. This report instead asks a boundary question: after reducing music to chord symbols, which parts of genre-local behavior remain available to a frozen model and which parts require other musical layers?

Recent ISMIR evaluation and dataset papers also suggest what the next version needs. Listener-centered work such as “Between the AI and Me” combines quantitative ratings with qualitative reflection for AI- and human-composed music (Sarmiento et al. 2024), and text-to-music evaluation work has explicitly targeted alignment with human preferences (Huang et al. 2025). Dataset hygiene and research openness have also become visible themes through de-duplication work on Lakh MIDI (Choi et al. 2025) and openness frameworks for music-generative AI (Batlle-Roca et al. 2025). These directions motivate the conservative claims in this report: automatic chord prediction is useful evidence, but a stronger future version needs perceptual evaluation, stricter leakage checks, and reproducible artifacts.

The base model follows the Music Transformer family (Huang et al. 2019), but the task is smaller than full polyphonic note modeling: the event vocabulary and sequence length are both reduced by working at the chord-symbol level. The previous report in this project studied pop-jazz rehearsal mixing and produced the F1 fine-tuning run whose released checkpoint is frozen and used here (arXiv:2605.04998). As verified in v2, that released checkpoint is weight-identical to the pop-only Phase-0 baseline (Section 4.1); the current study uses it as the base for multi-genre adaptation.

Adapter and PEFT methods have become standard in language and music modeling (Hu et al. 2022; Houlsby et al. 2019; Li and Liang 2021; Han et al. 2024). In audio-domain music generation, LoRA-style adaptation

has recently been applied to diffusion-based systems such as AudioLDM (Kim et al. 2025). That line of work targets audio rendering and timbral, rhythmic, and emotional control. This report instead isolates chord-symbol sequences as the object of study and asks what genre information remains after rhythm, timbre, voicing, lyrics, and performance are removed.

4. Data and Representation

4.1 Corpora and Genres

The target genres are blues, bossa nova, Bach chorales, country, electronic, folk, funk, gospel, hip-hop, R&B/soul, and rock. Most non-classical genres are drawn from Chordonomicon-derived chord-transcription splits (Kantarelis et al. 2024). Bach chorales are treated as a separate tonal-chorale corpus rather than as a typical contemporary genre. This distinction matters because Bach chorales behave as a strong outlier in several results.

The base checkpoint is the released F1 artifact from the previous pop-jazz rehearsal-mix study (arXiv:2605.04998); the F1 fine-tune mixed approximately 1,513 jazz sequences with 10,000 sub-sampled pop sequences (about 87% pop, 13% jazz). F1 was chosen as a design decision rather than an accuracy optimization: the pop-only base was judged to produce comparatively monotonous progressions, and the jazz rehearsal mix was intended to retain a richer harmonic vocabulary (extensions, secondary dominants, ii-V motion) — the output character intended for the deployed composition tool. That design intent stands, but v2 of this report documents that the released artifact did not embody it: a full SHA-256 comparison over all 25,841,152 parameters shows the released F1 checkpoint to be weight-identical to the pop-only Phase-0 baseline. The F1 fine-tuning run itself proceeded normally (its training log shows held-out jazz top-1 rising from 72.86 to 81.03 across epochs 3–8), but best-checkpoint selection minimized validation loss on a pop-dominated validation mix, which rose monotonically during jazz fine-tuning (0.5578 \rightarrow 0.5901), so the pre-fine-tuning initialization — the Phase-0 weights — was retained as “best”; the genuinely fine-tuned epoch checkpoints were never released. The v1 claim that the served base retains a richer harmonic vocabulary than the pop-only base is therefore withdrawn: identical weights imply identical sampling distributions, and the base-checkpoint comparison that v1 read as “comparable accuracy between the two bases” is retroactively a same-weights control (Section 6.9). The frozen base used throughout this report is thus, in effect, the pop-only Phase-0 model, which also keeps it close to the predominantly pop-adjacent target genres in this report. The target set includes rock, country, folk, R&B/soul, hip-hop, electronic, gospel, funk, and blues, with bossa nova as a jazz-adjacent target and Bach chorales as an outlier.

Table 1 summarizes the per-genre training corpus. Sizes span more than two orders of magnitude (296 Bach-chorale sequences to 152,509 rock sequences), which motivates the controlled-data-size comparison in Section 6.10. Bach chorales also have by far the smallest chord vocabulary (55 unique chords), consistent with their outlier behavior, while R&B/soul and funk show the highest chord entropy and the lowest top-10 coverage.

Genre	Train seqs	Mean len	Unique chords	Entropy (bits)	Top-10 cov.
blues	7,955	71.0	232	4.68	0.71
bossa nova	11,452	57.8	231	4.76	0.68
Bach chorale	296	31.6	55	4.52	0.70
country	49,388	72.3	234	4.12	0.82
electronic	12,156	81.3	230	4.66	0.69
folk	48,601	77.3	237	4.38	0.78
funk	2,269	84.9	223	5.27	0.58
gospel	2,997	66.3	219	4.57	0.73
hip-hop	11,216	77.1	227	4.74	0.67
R&B/soul	7,640	78.0	239	5.46	0.54

Genre	Train seqs	Mean len	Unique chords	Entropy (bits)	Top-10 cov.
rock	152,509	78.6	240	4.54	0.74

4.2 Tokenization

The tokenizer uses a chord-symbol vocabulary with key, time, bar, structural, and genre tokens. The adaptation runs extend the base vocabulary from 351 to 359 tokens by adding extra genre markers. Extra genre embedding rows and output projection rows are trainable where required, so every method can learn a representation for the new genre marker.

Chord notation is normalized before tokenization. Enharmonic variants and quality aliases are mapped into a canonical symbolic space. The goal is not to model every possible spelling distinction but to create a stable time-series representation for next-chord prediction and generation.

4.3 Data Validity and Repetition Caveat

Chord-progression corpora are highly repetitive. Exact duplicate rates across train and test are usually low, but 4-gram near-overlap is very high. In the current diagnostic, the mean train-to-test 4-gram overlap rate is 0.975 across the 11 target genres, with a minimum of 0.933 and a maximum of 0.998. Train-to-test exact duplicate rate averages 0.87 percent, with rock reaching 6.52 percent; key-normalized duplicate rate averages 1.05 percent, with rock reaching 6.67 percent.

This matters for interpretation. The report does not claim open-ended generalization to completely unseen musical idioms. The main claim is about held-out chord-transcription distributions under a repetitive symbolic corpus. The duplicate and near-duplicate diagnostics are reported to prevent over-reading top-1 gains. The next robustness step is a strict “novel-progression” subset that keeps only test examples whose key-normalized 4-grams are absent from training, or a progression-family split that removes songs above a train-test similarity threshold. If adaptation gains survive there, the result would directly answer the memorization objection; if they shrink, the boundary claim becomes sharper.

4.4 Licensing and Provenance

The contemporary-genre slices are derived from the Chordonomicon dataset (Kantarelis et al. 2024), which is distributed under a Creative Commons Attribution-NonCommercial (CC BY-NC 4.0) license. They are used here for non-commercial research only, and the raw dataset is not redistributed: released artifacts are limited to trained model weights, derived train/validation/test splits, and evaluation scripts. Bach chorales are obtained from the public music21 corpus and are treated as a tonal-chorale reference rather than a contemporary genre. Because public entry points for Chordonomicon have shown differing license labels over time, the release notes pin the exact source version, license text, and file checksum used in this study.

5. Method

5.1 Base Model

The frozen base is a 25.6M-parameter Music Transformer checkpoint from the previous pop-jazz study — released as F1, but verified weight-identical to the pop-only Phase-0 baseline by a full SHA-256 comparison over all 25,841,152 parameters (Section 4.1). The architecture uses relative-position attention with a chord-symbol vocabulary and sequence length appropriate for chord progressions. All target-genre adaptation experiments reported in the main grid begin from this same released base: every per-genre adapter was trained on, and is self-consistent with, these weights, and all released evaluation numbers were produced with these served artifacts and reproduce on independent CPU hardware to within 0.02 pp at the model level.

5.2 Adaptation Methods

For each target genre, I train LoRA, IA3, BitFit, prefix tuning, and full fine-tuning under a uniform 8-epoch setting and three random seeds. LoRA ranks are selected by a prior validation rank sweep over ranks 4, 8, 16, 32, and 64. Prefix tuning uses 20 virtual tokens. For PEFT methods, trainable parameters include the method-specific parameters and the new genre embedding/output rows required by the extended vocabulary. The methods differ sharply in trainable footprint:

Method	Trainable params	% of model
BitFit	229,376	0.9%
IA3	375,808	1.5%
Prefix tuning	531,456	2.1%
LoRA	1,154,048	4.5%
Full fine-tuning	25,665,536	100%

The four parameter-efficient methods land within roughly half a percentage point of full fine-tuning on macro top-1 (Section 6.1) — most match or exceed it — while training only 0.9–4.5% as many parameters, so the modularity argument for adapters carries little accuracy cost.

The control-token baseline trains a lightweight genre-conditioning interface over the same target genres and seeds. It is included to test whether adapter gains require adapter capacity or whether much of the effect can be accessed by learning a small symbolic conditioning interface over the frozen base.

5.3 Evaluations

The main metric is held-out next-token top-1 chord prediction, with top-5 and loss retained as supporting metrics. The main PEFT grid is evaluated over 11 genres, 5 methods, and 3 seeds. Method comparisons are analyzed with Wilcoxon signed-rank tests over per-genre seed means, followed by Holm-Bonferroni and Benjamini-Hochberg correction.

Additional diagnostics include:

- LoRA selected-rank multi-seed reliability.
- LoRA rank sweep with Wilson confidence intervals.
- Wrong-genre adapter rotation.
- Chord-only genre classification using chord tokens only.
- Generated-output statistics comparing F1 and F1+LoRA.
- Real-song chord-chart evaluation.
- Duplicate and near-duplicate diagnostics.

5.4 Reproducibility

The frozen base checkpoint, all per-genre adapters, the derived data splits, and the evaluation scripts are released under the project model repository (huggingface.co/PearLeeStudio). The complete 165-cell grid and all diagnostics in this report were trained and evaluated on a single consumer laptop GPU (NVIDIA GeForce RTX 4070 Laptop, 8 GB), which indicates that systematic per-genre chord-symbol adaptation studies are feasible without dedicated training infrastructure.

One artifact-selection detail matters when reproducing the LoRA numbers. The per-genre LoRA ranks used for the selected-rank evaluation in this report were chosen by highest validation top-1 over the rank sweep. The released adapters on Hugging Face were instead selected, deliberately, by lowest validation loss with a top-1 tiebreak, consistent with training-time best-checkpoint selection throughout the pipeline (`model/_release_best_ranks.py`). The two criteria pick the same rank for five genres but differ for six: electronic (selected 8 vs released 4), folk (32 vs 4), funk (64 vs 8), hip-hop (4 vs 32), R&B/soul (4 vs 8), and rock (16 vs 8). Readers reproducing table numbers from the released adapters should therefore expect the released-rank cells of the rank-sweep table (Section 6.3), not the selected-rank row.

6. Results

6.1 Main 165-Cell Adaptation Grid

The complete main grid contains 5 methods x 11 genres x 3 seeds = 165 cells. All five methods improve over the frozen F1 base on macro held-out top-1.

Method	Macro top-1	Macro Delta vs F1	Non-chorale Delta	Beats F1	Best genres
LoRA	82.51	+3.61 pp	+2.41 pp	11/11	4/11
IA3	82.41	+3.51 pp	+2.55 pp	11/11	4/11
Prefix tuning	82.23	+3.33 pp	+2.49 pp	11/11	2/11
Full fine-tuning	81.97	+3.07 pp	+2.39 pp	11/11	0/11
BitFit	81.79	+2.89 pp	+1.97 pp	10/11	1/11

The headline is not that LoRA wins. LoRA and IA3 are strongest by macro top-1 and genre win count, but the pairwise significance table does not support a decisive winner after Holm or Benjamini-Hochberg correction. The method-level result is better read as a robust adaptation effect across several interfaces.

The best method varies by genre:

Genre	Best method	Best top-1	Delta vs F1
blues	IA3	84.43	+3.06 pp
bossa	LoRA	82.37	+3.55 pp
Bach chorale	LoRA	60.38	+15.54 pp
country	LoRA	85.78	+3.22 pp
electronic	IA3	87.02	+2.45 pp
folk	IA3	85.41	+2.86 pp
funk	IA3	84.59	+2.40 pp
gospel	LoRA	82.12	+3.23 pp
hip-hop	BitFit	88.91	+2.46 pp
R&B/soul	Prefix tuning	85.33	+2.59 pp
rock	Prefix tuning	84.65	+1.72 pp

Bach chorale is the clearest outlier. Excluding it, gains are still positive but more modest. This supports the boundary framing: chord-symbol adaptation is useful, but much of the non-chorale genre range lies in overlapping harmonic territory.

6.2 Control-Token Baseline

The control-token baseline is strong. It reaches macro top-1 82.01 and macro Delta +3.11 pp versus F1, with non-chorale Delta +2.26 pp. Relative to the control-token baseline, mean method gaps are small:

Method	Mean gap vs control-token	Better genres
LoRA	+0.49 pp	6/11
IA3	+0.40 pp	9/11
Prefix tuning	+0.22 pp	6/11
Full fine-tuning	-0.04 pp	5/11

Method	Mean gap vs control-token	Better genres
BitFit	-0.22 pp	5/11

This result weakens any claim that a particular adapter family is necessary for genre adaptation. It strengthens a different claim: the frozen chord model already contains reusable harmonic structure, and small adaptation interfaces can expose genre-local behavior. Adapters remain useful for modular serving, per-genre replacement, and isolating genre-specific parameters, but the accuracy story is not adapter-only. The reusable insight is therefore that control-token conditioning lands in the same accuracy band as adapter tuning, not that LoRA narrowly beats IA3.

6.3 LoRA Rank Sweep and Selected-Rank Reliability

The selected-rank LoRA evaluation improves over F1 in all 11 target genres. Across the final three-seed grid, mean LoRA Delta is +3.61 pp, median Delta is +2.54 pp, and non-chorale mean Delta is +2.41 pp. The minimum mean gain is rock at +0.86 pp; the maximum is Bach chorale at +15.54 pp.

Rank scaling is shallow for most genres. Some genres prefer low ranks, such as country, gospel, hip-hop, and R&B/soul at rank 4. Others prefer larger ranks, such as blues and folk at rank 32 and Bach chorale and funk at rank 64. But outside the chorale outlier, rank changes usually move accuracy by a small amount. This suggests that the main bottleneck is not simply adapter rank. It is the amount and kind of genre information available in chord-symbol sequences.

6.4 Wrong-Genre Adapter Rotation

The wrong-genre rotation evaluates each adapter on each target genre. The matched adapter is better than the off-diagonal average in 11/11 eval genres and is at least as strong as the best off-diagonal adapter in 11/11. The mean matched-minus-off-diagonal-average gap is +3.07 pp.

At the same time, off-diagonal adapters are not weak. In the current matrix, 81 out of 110 off-diagonal cells exceed the F1 baseline for the eval genre. This means the wrong-genre rotation should not be interpreted as proof that adapters are purely genre-specific. The better reading is that adapters provide a generic target-corpus adaptation effect, and matched adapters add a smaller but consistent genre-local advantage. This is the second reusable finding: wrong-genre adaptation often improves prediction, so the model is learning broad corpus adaptation in addition to genre-local conditioning.

6.5 Generated-Output Statistics

Generated-output diagnostics compare F1 and F1+LoRA over sampled continuations. LoRA outputs move closer to the target training distribution:

Metric	Mean LoRA minus F1	Direction
Unique chords	-23.64	lower in 10/11 genres
Chord entropy	-0.59 bits	lower in 10/11 genres
Repetition rate	-0.119	lower in 10/11 genres
Chord-vocabulary KL vs train	-0.677	lower in 11/11 genres
Bigram KL vs train	-2.709	lower in 11/11 genres

This supports a distribution-matching interpretation. The adapted model produces chord sequences whose unigram and bigram distributions are closer to the target training set. But it also reduces unique chord count and entropy in most genres, so the result should not be described as greater creativity or diversity. The safer conclusion is that adaptation improves genre-local distribution alignment while often narrowing output diversity.

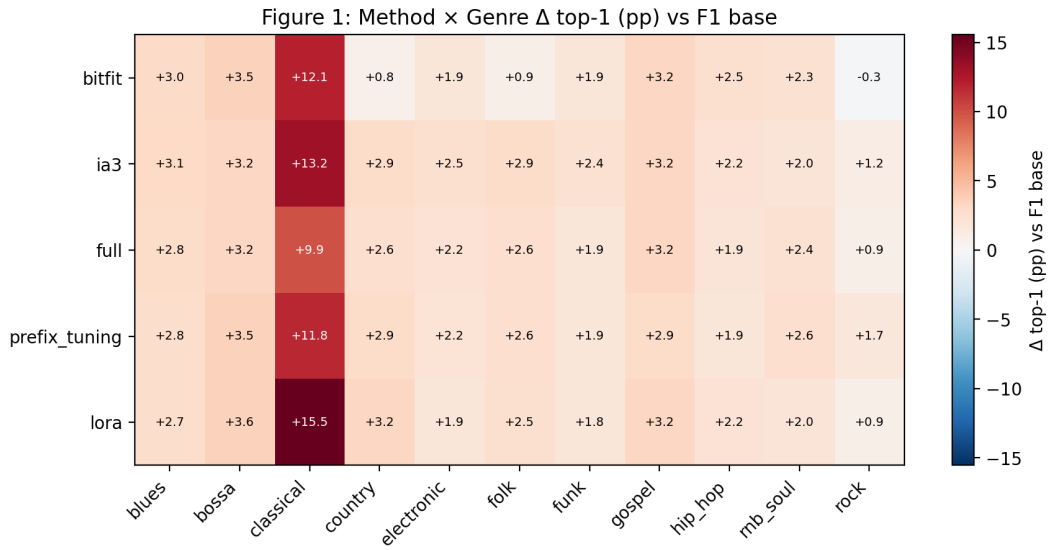


Figure 1: Method x genre Delta top-1 (pp) versus the frozen F1 base.

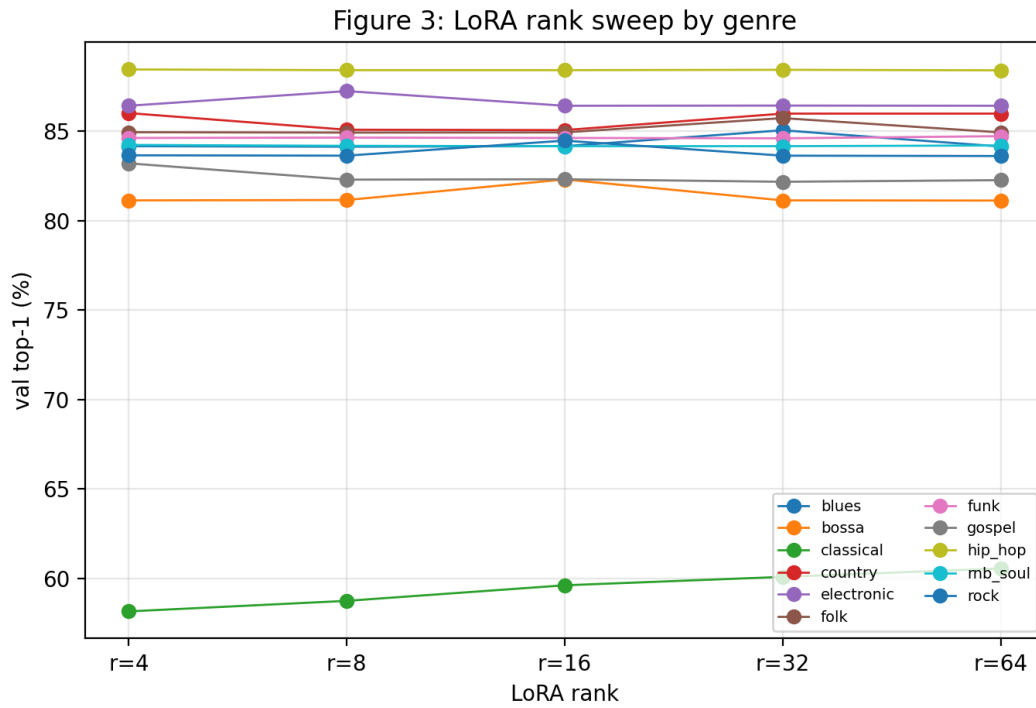


Figure 2: LoRA validation top-1 across rank for each genre.

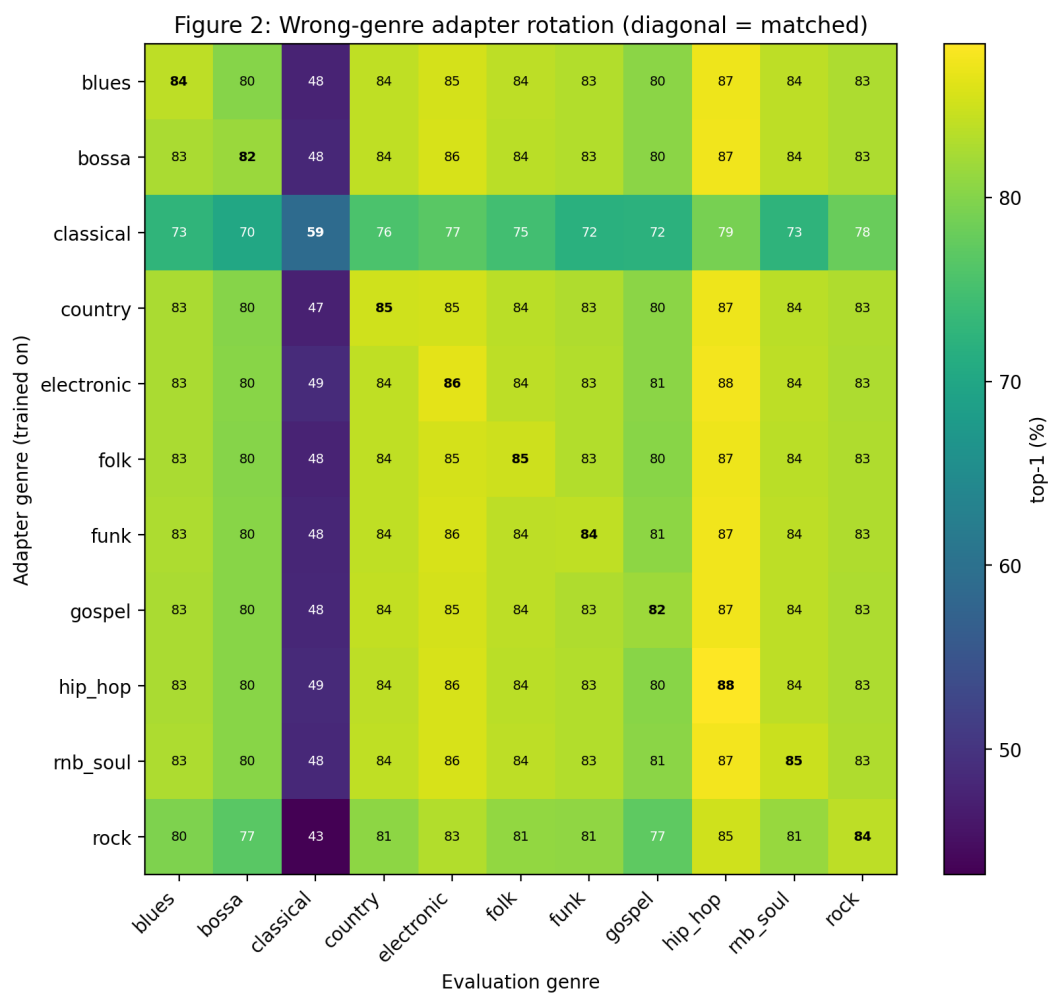


Figure 3: Wrong-genre adapter rotation; the diagonal is the matched adapter.

6.6 Chord-Only Genre Classification

A diagnostic classifier using only chord tokens achieves accuracy 0.247, balanced accuracy 0.225, and macro F1 0.171, above the 11-class chance balanced accuracy of 0.091. This confirms that chord sequences carry genre information. But the low macro F1 also confirms that the signal is incomplete.

Country is the strongest class by F1, while many genres remain weakly separable. The correlation between classifier recall and LoRA gain is unstable once Bach chorale is removed. The classifier therefore supports the main thesis: chord-symbol time series contain measurable genre information, but not enough to represent full genre identity.

6.7 Real-Song Chord-Chart Evaluation

The real-song subset is a sanity check rather than primary evidence. Target LoRA beats F1 on the per-genre mean in all 11 target-LoRA genres. The mean target-minus-F1 Delta is +2.52 pp, the median is +1.36 pp, the smallest gain is electronic at +0.54 pp, and the largest is Bach chorale at +12.33 pp.

The direction matches the held-out split results, which is useful. But the subset has only 10 songs per genre and is biased toward chord-rich transcriptions. It should be read as model-card evidence, not as a substitute for a controlled listening or musician evaluation.

6.8 Dataset Validity

Exact duplicates are mostly low outside a few genres, but near-duplicate 4-gram overlap is high across the board. This is not surprising for chord progressions: common harmonic loops and cadences recur heavily across songs. The report therefore frames the task as held-out prediction within chord-transcription distributions, not as unconstrained generalization to novel musical styles.

6.9 Base-Checkpoint Ablation (in v2: a Same-Weights Control)

This experiment was designed to test whether the adaptation result depends on the specific F1 base: I re-adapt each genre from the earlier pop-only Phase-0 checkpoint (full fine-tuning and selected-rank LoRA, same 8-epoch setting, seed 42) and compare against adaptation from the released F1 checkpoint. Macro held-out top-1 is essentially unchanged between the two runs: the Phase-0-minus-F1 macro difference is -0.26 pp for LoRA (the F1 run marginally ahead) and +0.38 pp for full fine-tuning (the Phase-0 run marginally ahead), both within seed-level variation. Per-genre differences exceed 1 pp for only four genres and split in both directions (bossa favors the F1 run under LoRA by 1.3 pp; gospel and funk favor the Phase-0 run under full fine-tuning by about 1.2 pp).

In v2 this section must be reinterpreted. As documented in Section 4.1, the released F1 checkpoint is weight-identical to the Phase-0 checkpoint, so the two “bases” compared here are the same weights and the experiment is retroactively a same-weights control rather than a base ablation. Read that way, it carries two useful pieces of information. First, the ± 0.3 pp macro spread between nominally identical starting points is an empirical estimate of run-to-run noise for this adaptation pipeline. Second, the “essentially unchanged” outcome independently corroborates the weight identity established by hashing: re-adapting from the two checkpoints behaves exactly as re-adapting twice from one. What this section can no longer claim is base-robustness — whether the adaptation results survive a genuinely different (e.g., jazz-adapted) base remains untested (Section 8). The episode is also an instance of the phenomenon this project studies: metric-optimal checkpoint selection on a mismatched validation distribution can silently discard adaptation. (Single seed; descriptive.)

6.10 Controlled-Data-Size Comparison

Because corpus sizes vary by more than two orders of magnitude across genres, the main-grid method ranking could be data-size driven. I sub-sample ten genres (Bach chorales excluded; their validation split is too small to sub-sample reliably) to the funk reference size, re-train LoRA, IA3, BitFit, and full fine-tuning on the matched-size splits, and evaluate each model on the original held-out test set.

At matched size the macro test top-1 over the ten non-chorale genres (seed 42) is IA3 85.17, full fine-tuning 85.09, BitFit 84.78, LoRA 84.44. The same ten genres at full data rank IA3 84.86, LoRA 84.72, full fine-tuning 84.69, BitFit 84.28. IA3 leads in both regimes, but LoRA moves from second at full data to last at matched size, while full fine-tuning and BitFit hold up better when data is scarce. All four methods cluster within about 0.9 pp in each regime.

The practical reading is that no method is robustly dominant: the small LoRA advantage at full data is partly a data-availability effect rather than a representational one, and at matched size the methods are nearly indistinguishable. This reinforces the main conclusion that the informative axis is the chord-symbol representation boundary, not a method leaderboard. (Stage A uses a single seed; the controlled comparison is descriptive.)

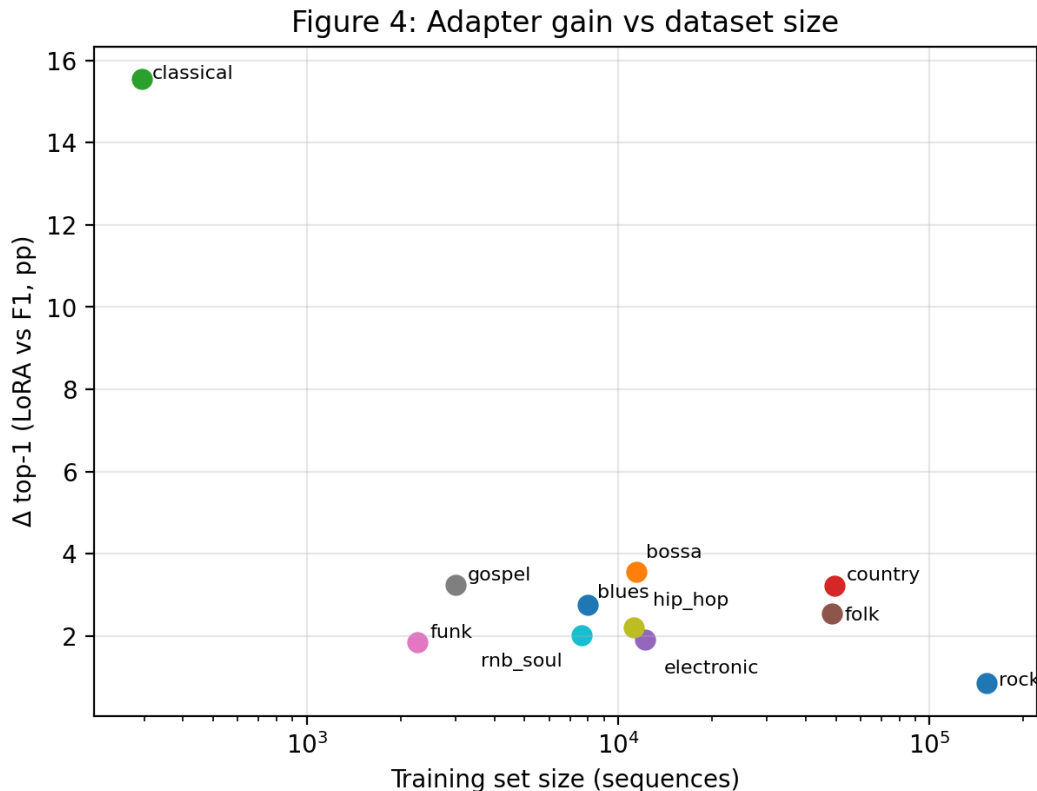


Figure 4: Per-genre LoRA gain over F1 versus training-set size.

6.11 Epoch-Budget Sensitivity

The main grid fixes an 8-epoch budget. To check that this is sufficient rather than arbitrary, I sweep 3, 5, 8, and 12 epochs for the three most data-rich genres (rock, country, folk) under selected-rank LoRA and full fine-tuning. Best validation loss is essentially flat across the sweep — rock full fine-tuning holds validation loss at 0.5708 from 3 to 12 epochs, and folk LoRA reaches its minimum (0.5206) by epoch 3 — while training loss keeps falling, indicating mild overfitting past the early minimum. Because the reported checkpoint is the best-validation one, the 8-epoch budget captures the early optimum and is not a training-length bottleneck for the method comparison.

6.12 Decoding Artifacts

Held-out top-1 measures teacher-forced agreement and does not capture free-running generation quality. Sampling thirty continuations per genre from a neutral header prompt and scanning for pathologies gives

a mixed picture. Adaptation removes some failure modes: mean repeat-collapse drops from 21.2% (F1) to 0.0% (LoRA), special-token leakage from 1.5% to 0.0%, and low-diversity from 70.6% to 48.8%. But it introduces another: premature end-of-sequence rises from 0.3% (F1) to 14.3% (LoRA), reaching 76.7% for the Bach-chorale adapter. Improved teacher-forced accuracy therefore does not eliminate decoding artifacts; deployment still needs grammar-aware decoding and post-generation validation, and top-1 should not be read as musical quality.

7. Discussion

7.1 What Chord-Symbol Adaptation Can Do

The results show that chord-symbol adaptation is useful. Across 11 genres and multiple adaptation mechanisms, small interfaces reliably improve held-out target-genre chord prediction over the frozen base. Because the released base is weight-identical to the pop-only Phase-0 baseline (Section 4.1), every such gain is a gain over a pure-pop harmonic prior — the substantive findings are unaffected, and the interpretation is, if anything, cleaner. This means that genre-local harmonic priors are present in the chord-symbol layer and can be accessed without training a new model from scratch for every genre.

This is practically important for interactive composition systems. A user-facing chord tool benefits from modular adapters: genres can be added, replaced, or disabled without changing the full base model. Even if a control token is competitive in accuracy, adapters may still be valuable for deployment, storage isolation, model versioning, and per-genre update cycles.

7.2 What It Cannot Do

The same results also show the boundary. Method differences are not decisive. Control-token conditioning is strong. LoRA rank scaling is shallow in most non-chorale genres. The chord-only classifier is above chance but weak. Generated LoRA outputs are closer to training distributions but often lower in entropy. Wrong-genre adapters frequently beat F1 even when they are not matched to the eval genre.

Together, these findings argue against a strong claim that chord symbols alone encode genre identity. They encode part of it: harmonic priors, common transitions, cadential habits, and chord-quality distributions. They do not encode groove, timbre, voicing, instrumentation, lyrical idiom, or production. Those missing layers are likely essential for perceived genre authenticity.

7.3 Why This Is Not a LoRA Leaderboard

LoRA was the first method tried because it matched the system need: detachable genre modules over a frozen base. But the expanded experiment shows that the main scientific object is not LoRA superiority. IA3, prefix tuning, full fine-tuning, BitFit, and control-token learning all expose related effects. This is why the paper is framed as a representation-boundary study. The matched-data-size control makes the point concrete: when every genre is sub-sampled to a common corpus size, IA3 stays on top but LoRA drops from second to last and the four methods fall within about 0.9 pp, so the full-data LoRA edge is largely a data-availability effect rather than evidence of a superior adapter. The base-checkpoint comparison no longer speaks to base choice — in v2 it is a same-weights control (Section 6.9) — but it calibrates run-to-run noise at about ± 0.3 pp, which is the right scale against which to read the small method gaps above.

The most robust sentence supported by the current results is:

Chord-symbol adaptation reliably improves genre-local harmonic prediction, but chord symbols carry bounded rather than complete genre identity.

8. Limitations and Future Work

First, the evaluation is automatic. Top-1 and top-5 chord prediction measure agreement with held-out corpus tokens, not musical quality, usability, or perceived genre authenticity. The real-song subset helps, but it is not a listening study. This is the main missing validation for any title or claim involving genre identity.

Second, the corpus is repetitive. Exact duplicate rates are mostly manageable, but near-duplicate harmonic patterns are extremely common. This limits generalization claims. A low-overlap or novel-progression evaluation should become a required robustness check in future work.

Third, genre labels are coarse. A Chordonomicon-derived “rock” or “country” split covers many substyles and transcription practices. Bach chorale is not comparable to the pop-adjacent genres and should be interpreted as a tonal-chorale outlier.

Fourth, chord symbols omit key musical layers. Rhythm, voicing, texture, production, and timbre can dominate perceived genre identity. Future work should evaluate whether chord-symbol gains correspond to perceived genre appropriateness when progressions are rendered or inspected by musicians.

Fifth, the base-checkpoint ablation in Section 6.9 is, as established in v2, a same-weights control: the released F1 checkpoint is weight-identical to the pop-only Phase-0 baseline, so the comparison provides a noise calibration but no evidence about base-robustness. A genuine base ablation — re-running adaptation from an actually jazz-adapted checkpoint (the fine-tuned F1 epoch checkpoints existed only on the training machine and were not released), from an independently pretrained base, or contrasting adapters with genre-specific from-scratch models — remains future work, to show whether the representation-boundary result depends on this particular model family.

Sixth, absolute top-1 depends on tokenization. The flat root-quality vocabulary collapses enharmonic spellings and all voicing distinctions, so the reported accuracies are specific to this chord-symbol scheme; a finer or coarser vocabulary would shift them. LoRA rank, target modules, and other adapter hyperparameters were only lightly swept and may also move the method-level numbers.

Seventh, the deployed composition tool re-ranks adapter outputs with additional physics- and theory-retrieval modules (R1/R2) and renders multi-track arrangements with rule-based voicing (R3). This report isolates the chord-symbol language-model contribution; those rerank and arrangement layers, and voice-leading beyond the root-position symbols the model emits, are post-processing outside the present scope and are left to future work.

Two additional baselines would make the same claim more defensible. A genre-conditioned n-gram, Markov, or retrieval chord model would establish a lower bound for local transition statistics. A public code, adapter, and evaluation-script release would make the representation-boundary claim reproducible and would clarify how this work differs from style-token chord generation systems such as Chordinator.

9. Conclusion

This report studies chord-symbol time-series adaptation as an interpretable middle layer for controllable music AI. The results are positive but bounded. Multiple adaptation methods improve a frozen chord model — whose released base weights are, as documented in v2, those of the pop-only Phase-0 baseline, so every gain is a gain over a pure-pop harmonic prior — across eleven target genres, and matched adapters show consistent genre-local advantages. However, no method is decisively superior after correction — and a matched-data-size control shows the method ranking itself reshuffles once corpora are equalized — while control-token conditioning is strong, chord-only genre classification remains weak, and generated-output diagnostics show distribution matching rather than open-ended diversity.

The best interpretation is therefore not that LoRA solves genre adaptation, nor that chord symbols capture full genre identity. The evidence supports a narrower and more useful conclusion: chord-symbol sequences carry measurable harmonic genre information, enough to support modular adaptation, but not enough to replace rhythm, timbre, arrangement, and human perceptual evaluation. The most reusable findings are

that small conditioning over a shared harmonic base matters more than the exact adapter family, and that wrong-genre adapters often reveal a generic corpus-adaptation effect. This makes chord symbols a useful controllable layer, and also marks the boundary that the next stage of the research must cross.

- Battle-Roca, Roser, Laura Ibanez-Martinez, Xavier Serra, Emilia Gomez, and Martin Rocamora. 2025. “MusGO: A Community-Driven Framework for Assessing Openness in Music-Generative AI.” *International Society for Music Information Retrieval Conference*, 727–38.
- Choi, Eunjin, Hyerin Kim, Jiwoo Ryu, Juhan Nam, and Dasaem Jeong. 2025. “On the de-Duplication of the Lakh MIDI Dataset.” *International Society for Music Information Retrieval Conference*, 44–51.
- Dalmazzo, David, Kévin Déguernel, and Bob L. T. Sturm. 2024. “The Chordinator: Modeling Music Harmony by Implementing Transformer Networks and Token Strategies.” *Artificial Intelligence in Music, Sound, Art and Design (EvoMUSART 2024)*, Lecture notes in computer science, vol. 14633: 52–67.
- Hadjeres, Gaëtan, François Pachet, and Frank Nielsen. 2017. “DeepBach: A Steerable Model for Bach Chorales Generation.” *International Conference on Machine Learning (ICML)*.
- Han, Zeyu, Chao Gao, Jinyang Liu, Jeff Zhang, and Sai Qian Zhang. 2024. “Parameter-Efficient Fine-Tuning for Large Models: A Comprehensive Survey.” *Transactions on Machine Learning Research*.
- Houlsby, Neil, Andrei Giurgiu, Stanislaw Jastrzebski, et al. 2019. “Parameter-Efficient Transfer Learning for NLP.” *International Conference on Machine Learning (ICML)*.
- Hu, Edward J., Yelong Shen, Phillip Wallis, et al. 2022. “LoRA: Low-Rank Adaptation of Large Language Models.” *International Conference on Learning Representations*.
- Huang, Cheng-Zhi Anna, David Duvenaud, and Krzysztof Z. Gajos. 2016. “ChordRipple: Recommending Chords to Help Novice Composers Go Beyond the Ordinary.” *ACM Conference on Intelligent User Interfaces (IUI)*.
- Huang, Cheng-Zhi Anna, Ashish Vaswani, Jakob Uszkoreit, et al. 2019. “Music Transformer: Generating Music with Long-Term Structure.” *International Conference on Learning Representations*.
- Huang, Yichen, Zachary Novack, Koichi Saito, et al. 2025. “Aligning Text-to-Music Evaluation with Human Preferences.” *International Society for Music Information Retrieval Conference*, 174–81.
- Kantarelis, Spyridon, Edmund Thomas, Wenqing Liu, Vassilis Lyberatos, Giorgos Stamou, and Georgios N. Yannakakis. 2024. *Chordonomicon: A Dataset of 666,000 Songs and Their Chord Progressions*. <https://arxiv.org/abs/2410.22046>.
- Kim, S., G. Kim, S. Yagishita, D. Han, J. Im, and Y. Sung. 2025. “Enhancing Diffusion-Based Music Generation Performance with LoRA.” *Applied Sciences* 15 (15): 8646. <https://doi.org/10.3390/app15158646>.
- Lan, Yun-Han, Wen-Yi Hsiao, Hao-Chung Cheng, and Yi-Hsuan Yang. 2024. “MusiConGen: Rhythm and Chord Control for Transformer-Based Text-to-Music Generation.” *International Society for Music Information Retrieval Conference*, 311–18.
- Li, Xiang Lisa, and Percy Liang. 2021. “Prefix-Tuning: Optimizing Continuous Prompts for Generation.” *Association for Computational Linguistics (ACL)*.
- Liang, Feynman T., Mark Gotham, Matthew Johnson, and Jamie Shotton. 2017. “Automatic Stylistic Composition of Bach Chorales with Deep LSTM.” *International Society for Music Information Retrieval*

Conference.

- Lin, Liwei, Gus Xia, Junyan Jiang, and Yixiao Zhang. 2024. “Content-Based Controls for Music Large Language Modeling.” *International Society for Music Information Retrieval Conference*, 783–90.
- Makris, Dimos, Ioannis Karydis, and Katia Lida Kermanidis. 2020. “Chord Jazzification: Learning Jazz Interpretations of Chord Symbols.” *International Society for Music Information Retrieval Conference*.
- Païement, Jean-François, Douglas Eck, and Samy Bengio. 2005. “A Probabilistic Model for Chord Progressions.” *International Society for Music Information Retrieval Conference*.
- Rohrmeier, Martin. 2011. “Towards a Generative Syntax of Tonal Harmony.” *Journal of Mathematics and Music* 5 (1): 35–53.
- Sarmento, Pedro Pereira, Jackson J. Loth, and Mathieu Barthet. 2024. “Between the AI and Me: Analysing Listeners’ Perspectives on AI- and Human-Composed Progressive Metal Music.” *International Society for Music Information Retrieval Conference*, 713–20.
- Steedman, Mark J. 1984. “A Generative Grammar for Jazz Chord Sequences.” *Music Perception* 2 (1): 52–77.
- Zhu, Jinlong, Keigo Sakurai, Ren Togo, Takahiro Ogawa, and Miki Haseyama. 2024. “MMT-BERT: Chord-Aware Symbolic Music Generation Based on Multitrack Music Transformer and MusicBERT.” *International Society for Music Information Retrieval Conference*, 470–77.