

Credential Disclosure in (EU) Digital Identity Wallets: Privacy Risks and Practical Mitigations

Sheila Zingg
ETH Zurich
Zurich, Switzerland

Daniele Lain
ETH Zurich
Zurich, Switzerland

Yoshimichi Nakatsuka
ETH Zurich
Zurich, Switzerland

Kari Kostiainen
ETH Zurich
Zurich, Switzerland

Stefan Bechtold
ETH Zurich
Zurich, Switzerland

Srdjan Čapkun
ETH Zurich
Zurich, Switzerland

Abstract

The European Union will introduce the EUDI Wallet by late 2026, which allows users to hold digital credentials (i.e., representations of physical official identity documents) on their devices. This will allow users to securely and privately disclose identity attributes to websites. Although such a system has many benefits, it also introduces risks caused by poor credential disclosure decisions. In this paper, we (i) conduct a large-scale survey on credential disclosure with users and experts and (ii) evaluate the effectiveness and feasibility of our Credential Assistant that displays expert recommendations and user opinions. Our results show that users are likely to overshare (e.g., ~20% of users disclosed their official ID to news websites). This indicates that users struggle to protect their privacy, which will impact the usability of the EUDI Wallet and lead to privacy violations, identity theft, and other abuses of leaked credentials. Finally, we show that our Credential Assistant significantly reduces users' credential disclosure mistakes from ~15% to ~7%. However, it does not fully eliminate poor credential disclosure decisions, indicating that stronger interventions may be necessary, especially for sensitive attributes.

1 Introduction

The need for online identity verification is increasing. Services are moving online, and many of those services have legal obligations to perform stringent identity checks (e.g., KYC for banks and payment providers, identity checks for lodging providers, identity checks for e-Visas). This move towards online services is also spreading to sectors that must verify data about users beyond their identity (e.g., an online pharmacy verifying a prescription). Furthermore, governments are increasingly requiring strict enforcement of user age verification [7, 21, 39, 64]. Currently, users can provide information about their identity online through cumbersome means, such as pictures of their identity documents or through video identity verification systems. However, these methods force users to disclose more data than necessary (e.g., to buy alcohol online, they would need to transmit their entire identity card instead of just proving that they are over 18). Furthermore, they expose users to potential privacy violations and identity theft, while also not being secure for services, as these systems can be tricked [89, 90].

To address these challenges, the European Union introduced the EU Digital Identity (EUDI) Wallet [22, 23] in 2024, with the aim of having a functional system operational in late 2026. The EUDI Wallet will allow users to hold digital credentials (officially signed representations of physical official documents) in an app on their

phone. Verifiers (e.g., websites and apps) can request attributes contained in a credential from users through the EUDI Wallet, and users can accept those requests to disclose the attributes. This will significantly improve the user experience for online identity verification. For example, an e-shop selling alcohol can request the attribute encoding whether the user is over 18. Initially, the EUDI Wallet will focus on identity documents; however, in the future, it will store documents, such as prescriptions and educational certificates.

However, giving users full control over their data and reducing disclosure friction also brings risks. Users are likely to overshare data online (i.e., disclose data that is not actually needed for the service) [1, 4, 14, 25, 29, 40, 66, 77], and websites often request more data than they would actually need to provide their services [56, 59, 67, 81]. It will not be possible to reuse data harvested through the EUDI Wallet inside the EUDI ecosystem. However, there are concrete privacy risks in disclosing authenticated digital credentials, as they could be used for tracking and profiling, and even identity theft by creating fake identity documents to trick traditional identity verification systems¹. For this reason, the EUDI framework will require mandatory registration for websites that want to request EUDI credentials, which includes the attributes they will request. The EUDI Wallet then rejects any request that exceeds what was registered, with risk of suspension of the offending website from the system if this happens [20, Art. 9]. However, similar to websites over-claiming what data they need in their privacy policies, there is a risk that websites will over-claim what attributes they need during registration. While this does not respect the GDPR's data minimization principle [76], having potentially hundreds of thousands of websites registering to the ecosystem means it will not be possible to verify the data requirements of each of them, and users will be exposed to over-requesting websites.

This Paper. We assume that regulation alone will not be sufficient to prevent websites from over-claiming what EUDI attributes they need, and that without support, users will likely overshare EUDI credentials. To help users, we study whether nudging at the moment of the disclosure decision can be effective. For this, we developed and evaluated a Credential Assistant that displays user opinions or expert recommendations on whether a credential should be disclosed to a website, depending on the website's type and category. We base our Credential Assistant on opinions because there is only limited ground truth on whether a credential should be disclosed to a website (e.g., while identity information is necessary for KYC

¹The eIDAS Regulation states that it must be voluntary for users to use the EUDI Wallet, and that other means of identification must always be available [82, Art. 5a(15)].

processes of all banks, whether it is necessary for a news website depends on the context and the website's services, and thus, is subjective). This choice further informs the design of our Credential Assistant. As it is unfeasible to collect opinions for each website and use case individually, we collect data at the level of website *categories* instead. Furthermore, we study the most challenging case in which no context is provided to users (e.g., the website requests credentials at registration for its wide range of services, similar to current Single Sign-On), which is the most likely case in which users will make poor disclosure decisions.

As the EUDI Wallet does not exist yet, we conducted a large-scale survey and simulated user study to study the effect of the Credential Assistant. We simplified the EUDI to better align with users' current mental models. In the survey, conducted with 27 experts and 1,035 users, participants evaluated 14 credentials and 166 websites from 17 website categories. Their task was to decide which credentials they would disclose to each website. In the user study, conducted with 1,002 users, participants were shown a simulated web-browsing scenario in which a website requested a credential, and needed to decide whether they wanted to accept the request. Some participants were supported by the Credential Assistant.

Our study provides evidence on (i) the data collection requirements for the Credential Assistant, (ii) how effective the Credential Assistant is in supporting users, and (iii) what the potential (over)sharing patterns are for this new type of credential, i.e., digital versions of official identity documents. Regarding (i), we observe that for most categories, ~24 expert evaluations are sufficient, although for some categories, higher disagreement may require more expert evaluations. Furthermore, the comparison of our survey and user study indicates that data for the Credential Assistant should come from user surveys/focus groups instead of usage data, as users overshare more when seeing a direct credential request than when asked about their willingness to disclose (e.g., for disclosing medical records with LinkedIn, ~31% of users accepted the credential request, but ~0% of surveyed users said they would disclose). Regarding (ii), we find that the Credential Assistant is able to significantly reduce the number of mistakes users make in most cases (e.g., it reduced the average number of mistakes users made from 15% to 7% when showing expert recommendations). However, it does not have any nudging effect when it shows low confidence numbers (i.e., 51%-55% recommend to disclose), which may be an issue, as there was low expert agreement in many cases where there is a good justification for a website to request a credential. Regarding (iii), we find that users are likely to overshare credentials (e.g., ~20% of users disclosed their official ID to news websites), and that this risk is increased in cases where users make false connections between the credential and the services a website provides (e.g., ~34% of users disclosed their bank account validation to an e-commerce website thinking it could be used for payment).

These results indicate that users might struggle to protect their privacy in the EUDI, as they might not be more cautious with their official digital documents than they are with other personal data. Furthermore, while our Credential Assistant is able to mitigate the risk of poor credential disclosure decisions, a residual risk remains. Although 7% may seem low, on the scale of the EUDI, this still puts the sensitive identity information of tens of thousands of users at risk. Thus, more intrusive interventions (e.g., similar to

browser warnings) may be needed to ensure users do not ignore them. We note that we make several simplifications to study this topic by using a simulated environment (because the EUDI does not exist yet), omitting selective disclosure (as this does not align with users' current mental models, and thus, may lead to confusion), and studying disclosure without context (because the Credential Assistant cannot feasibly account for context).

To summarize, the main contributions of this paper are:

- (1) *Credential Assistant for the EUDI Wallet*. We evaluated a scalable Credential Assistant that displays expert recommendations and user opinions. We conducted a survey with 1,035 users and 27 experts to understand the data collection requirements to develop such a Credential Assistant.
- (2) *Effectiveness of disclosure support*. We conducted a simulated user study with 1,002 participants to evaluate the effectiveness of support at decision time for EUDI disclosure decisions. We show that the Credential Assistant reduces poor disclosure decisions; however, a residual risk remains.
- (3) *EUDI credential disclosure risks*. We found evidence of oversharing, which may result not only in privacy violations but also in identity theft. We also identified new patterns of oversharing resulting from users misunderstanding what a credential can be used for, even when seeing its attributes.

2 Background

The European Union will introduce the EU Digital Identity (EUDI) by the end of 2026 [22, 23]. This consists of an infrastructure for online identity verification and the EUDI Wallet app, where EUDI credentials (digital representations of official documents, e.g., a digital ID) can be stored. The EU published a regulation [82], architecture reference framework (ARF) [18], and more than two dozen Implementing Acts [24], based on which EU member states must revise their laws and procedures to implement their EUDI Wallets.

Fig. 1 shows an overview of the planned EUDI. There are three main parties: 1) the credential holder (which we will call the user), 2) the issuer, and 3) the verifier or relying party. The issuer signs a credential containing attributes and issues it to a user, who stores it on their own device in the EUDI Wallet app (steps I1–I3). Later, a verifier can request attributes from a user, and the user can accept or reject the request. If the user accepts the request, the EUDI Wallet generates a presentation that proves that the credential was issued to the user by a specific issuer and discloses the requested attributes contained in the credential. The verifier validates that the credential was issued by a trusted issuer and that the credential was issued to the user who presented the credential (steps P1–P4).

The following aspects of the EUDI are important for this paper: (I) a user can present an EUDI credential to a verifier without communicating with any other party. (II) Initially, the EUDI Wallet will only store digital ID cards, but it is planned to be able to store various credentials. (III) EUDI credentials are planned to consist of individually hashed attributes that can be disclosed individually. (IV) The UI of the EUDI Wallet has not been decided and will be determined by each member state. (V) All issuers and verifiers will be registered, allowing anyone to verify who issued a credential and who is requesting attributes. A verifier registration that contains all attributes that a verifier wants to request is planned, and the

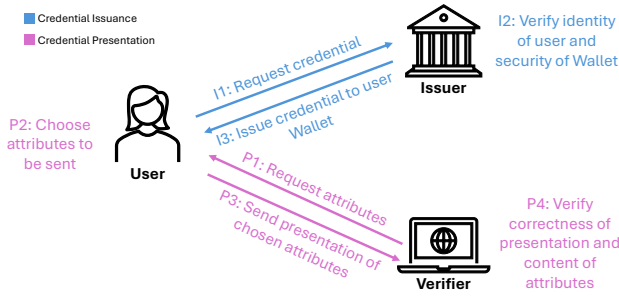


Figure 1: The parties and processes involved in the EUDI.

EUDI Wallet would reject any request that does not follow this registration [19, 23]. Finally, (VI) currently, there is no plan to allow websites to display the purpose for a request in the EUDI Wallet.

Threat Model. We assume that all parties follow the EUDI protocol correctly; however, the verifier may over-request data.

3 Methodology

Our work is motivated by the issue that websites over-request data [56, 59, 67, 81], and users unnecessarily disclose data [1, 4, 14, 25, 29, 40, 66, 77]. We assume that the same risk will be present in the EUDI. Regulators plan to address this risk by forcing verifiers (i.e., websites) to register themselves and all attributes they plan to request; however, this will not stop verifiers from over-registering attributes, and it is unlikely that the registry can be checked for over-registered attributes in a scalable manner. Thus, we investigate non-intrusive nudges by designing a Credential Assistant that can help users make better credential disclosure decisions by providing information at decision time. In the following, we describe the challenges of creating a Credential Assistant and motivate its design. We then describe the research areas we investigate in this paper and the methods we use to investigate them.

3.1 Design of the Credential Assistant

We aim to provide support to users when responding to a credential request by helping them decide whether the request is appropriate. However, there are several challenges when designing such an intervention. First, there is no objective ground truth for whether a credential request is appropriate, as this is a subjective decision that depends on the specific website, use case, and user preference. Thus, we nudge users by showing them expert recommendations and user opinions, as this was shown to be effective in similar support systems [1]. However, collecting expert recommendations and user opinions for each website individually is not scalable: thus, we design the Credential Assistant to work at the *website category* level instead, with the assumption that websites in the same category will share use cases and require similar data. Finally, even a single website may provide different services, and might request credentials in different contexts: as it would not be scalable to collect data for all contexts, we design the Credential Assistant to give context-free recommendations. While this might reduce its effectiveness (as context is important for users’ disclosure decisions [65]), we study the most challenging setting where users have no context (e.g.,

when credentials will be requested at registration time, similarly to current Single Sign-On systems), as this is likely to be the case where users make the most mistakes. We show an example of the Credential Assistant in Figure 3.

3.2 Research Areas

A1: Data Collection Requirements. We first investigate how data can be collected for the Credential Assistant. As discussed, we aim to display expert recommendations or user opinions and operate at a higher level, i.e., the website category. However, if users decide very differently for websites within a category, this indicates that users make website-by-website decisions, and showing information based on only the category is unlikely to be helpful. Thus, we investigate whether there are significant differences in disclosure decisions for websites within the same category and whether these differences can be explained by other factors such as the website’s size or location. Furthermore, we investigate whether user opinions can be collected through usage data or if surveys/focus groups are better suited. Lastly, we investigate if there is an expert consensus on disclosure recommendations.

A2: Effectiveness of the Credential Assistant. Decision support systems have been studied and shown to be effective in multiple contexts [1–3, 13, 37, 46, 55, 88]. However, previous approaches cannot be directly applied to the EUDI, as they either rely on displaying users’ usage data (which likely contains mistakes) or are not scalable enough for the EUDI. Thus, we propose our Credential Assistant as a scalable assistant for EUDI disclosure decisions. We investigate whether the Credential Assistant is effective at reducing disclosure mistakes, and what the risks of displaying false information would be. Furthermore, we investigate design considerations, such as at what confidence (i.e., percentages displayed) the Credential Assistant is effective and if different demographic groups have different preferences for the Credential Assistant. Lastly, we investigate what would happen if the Credential Assistant gets displayed besides website-provided purposes for credential requests.

A3: (Over)sharing Patterns. Oversharing online has been shown in many contexts [1, 4, 14, 25, 29, 40, 66, 77], and is likely to be a problem for the EUDI as well. As signed digital versions of official documents are a new concept, we investigate whether users are more careful with such credentials (as they are familiar with their physical equivalents, compared to more abstract concepts such as cookies) and what misconceptions or oversharing patterns exist.

3.3 Study Methods

Survey. We designed a survey of users and legal, cybersecurity, policy, and ethics experts to understand which credentials they find sensible to disclose to different websites. Additionally, the survey was designed to understand which credentials legal experts deemed necessary for legal compliance and the core functionality of the website, and which credentials other experts deemed unreasonable to disclose to this website. In the survey, users and experts saw a specific website name and some information about the website (its description, category, and traffic size and the country it is based in). They were asked to select which credentials they would disclose,

which credentials were necessary to disclose, and which credentials were dangerous to disclose to the website from a list of credentials.

User Study. We designed a user study to understand how users respond to credential requests with and without a Credential Assistant. In the user study, users saw a specific website name and some information about the website (its description, category, and traffic size and the country it is based in), as well as a credential name and its attributes. Participants of the control group saw no Credential Assistant, participants of the baseline group saw a standard Credential Assistant that only showed correct information, and participants of the test groups saw a mix of the standard Credential Assistant and a Credential Assistant that showed mistakes or non-standard information. In select cases, users additionally saw a website-provided purpose for the credential request. Users were asked to decide whether they would accept the credential request.

Ground Truth. One challenge with measuring oversharing is that there is no ground truth, since disclosure decisions are subjective. However, in some cases, there is no valid reason for a website to request a credential, and in other cases, there is a use case that makes disclosure sensible. Based on this, 3 members of the research team categorized all credential-website category pairs and discussed the pairs for which there was no unanimous decision until one could be made. The possible categorizations were: 1) Justified, where a credential was useful for the core functionality of a website (e.g., a job platform collecting employment histories to show relevant job postings) or necessary for legal compliance (e.g., a bank collecting official identity cards for mandatory KYC requirements); 2) Unjustified, where there is no use case that made disclosing the credential to the website sensible (e.g., a news website requesting users' health insurance information); 3) Uncertain, where the researchers could come up with possible use cases, but they were minor or improbable (e.g., there may be a case where a government website collects users' diplomas for benefits). We then defined undersharing as not disclosing when justified, and oversharing as disclosing when unjustified. We validated our categorization with the expert survey results (details in Appendix B).

How We Study Our Research Areas. For A1, we aim to understand three things: (i) Is it sufficient to show information based on the website category? (ii) Is it better to collect user opinions through usage data or surveys/focus groups? (iii) Is there sufficient consensus among experts to collect expert opinions with moderate effort? For (i), we use the results of the user study and evaluate whether users' disclosure decisions differed within a website category for factors that users care about according to prior work (i.e., the country the website is based in [17, 44, 73] and the traffic size [11, 45]). We then analyze the standard deviation of credential disclosure rates for all credential-website category pairs. If differences are low, users likely base their decision on the website category, and not on individual websites. For (ii), in the unjustified cases, we compared how often users in the control group of the user study accepted a credential request for a website with how often users in the survey chose that credential for the same website. If we see increased oversharing in the user study, this indicates that collecting data through surveys/focus groups is likely to yield more accurate results. For (iii), we use the results of the expert survey and compare the decisions

of different experts. We compute the average number of expert responses needed for high-confidence results and compute the expert disagreement to understand when this may be insufficient.

For A2, we compare the control, baseline, and test groups of the user study to assess whether the Credential Assistant can effectively support users and how they react to different versions of the Credential Assistant. We first compare the control (no Credential Assistant) and baseline (with standard Credential Assistant showing correct information) groups to assess whether the Credential Assistant can reduce the number of disclosure mistakes that users make. Then we compare the control group and the test group with a Credential Assistant that shows mistakes to understand if polluted data could mislead users into making more mistakes. Then we compare the control group, baseline group, and the test groups with different Credential Assistant confidence tiers (percentages for user opinions) to understand if the confidence of the Credential Assistant affects its effectiveness. Then we compare how the decisions of different demographic groups change for different Credential Assistant versions to understand if there are demographic preferences. Lastly, we compare the control group, baseline group, and the test groups for different website-provided purposes to understand if it could be helpful to allow websites to display a purpose for the credential request in the EUDI Wallet.

For A3, we use the data collected to develop the Credential Assistant to study oversharing. This means that we study oversharing in the same setup as our Credential Assistant (i.e., through website categories and without context). This makes sense as users may not always have context, and context is less important for oversharing (i.e., if a credential is unnecessary for the website and a user still discloses, there is likely a context in which the user overshares). We use the results from the user survey and compare them with the ground truth that we established. For any credential-website category pair where the ground truth is that there is no justification for disclosure, but a high percentage of users chose the credential, oversharing is likely to occur. We also analyze if there are any oversharing patterns that indicate common misconceptions.

4 Experimental Setup

In this section, we provide a detailed description of how the survey and user study were designed and conducted. Furthermore, we describe the data we collect and the data analysis methods we use.

4.1 Survey on EUDI Credentials

Credential Choice. We chose 14 credentials based on the W3C verifiable credential specification [85] and the use cases in the EUDI ARF [18]. As the attributes of the credentials have not been decided, we chose a set of attributes for each credential, which generally match current physical documents, with removed redundancies. For example, most documents contain the name of the owner; however, the EUDI may be different, so we removed this redundancy.

Website Choice. We chose website categories based on Cloudflare Radar's domain categories [16]. We used 17 website categories for users and 15 categories for experts that covered a wide range of services. For experts, in each category, we chose one website for Germany, one for France, and one for Italy, such that the website in each country is comparable. Thus, each expert saw one website for

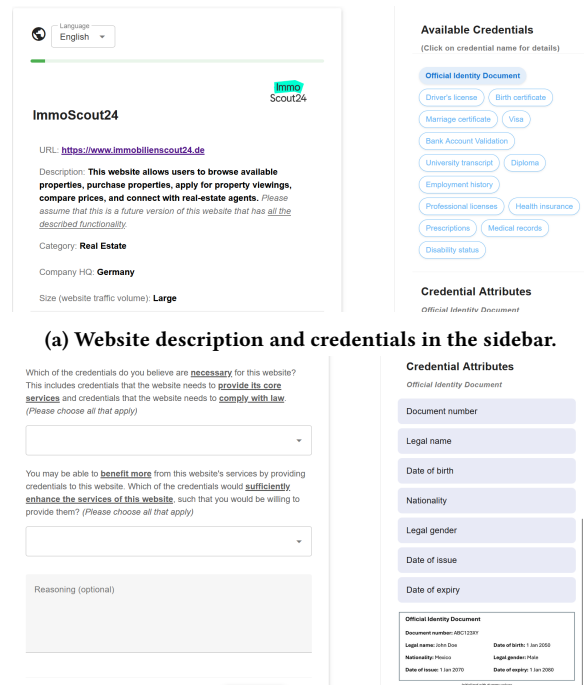
each category. For users, each category had 6, 9, 10, or 18 websites for a total of 166 websites. Where possible, the websites covered different traffic sizes, and were Europe-based unless all well-known websites of a category came from outside of Europe. For 3 website categories, we used websites from Europe, the USA, and China to investigate whether the country mattered to users. Each user received 20 websites to evaluate: one for each category, and the remaining 3 were randomly chosen proportionally to the category size. There were multiple websites in each category to control for websites for which people have strong positive or negative opinions.

Participants. 27 experts completed our survey: 3 law, 15 cybersecurity, 5 policy, and 4 ethics. We recruited experts by reaching out to them directly, and no payment was provided. To protect the identity of the experts, we did not ask demographic questions. Experts were defined as researchers who completed a PhD (e.g., professors, senior researchers, postdocs) or practitioners who work in a relevant field (e.g., lawyers, policy makers). Assuming a worst-case p of 50%, the number of experts required for ±20pp and 95% confidence interval is 24. We use a lower precision, as the experts’ responses were mainly used to establish ground truth and to estimate how many experts would need to be consulted. Furthermore, this number aligns with expert studies that often use 10-30 experts[5, 12].

1107 users completed our survey. Participants were recruited through the Prolific platform and were paid ~\$6.7 for the 25 min survey. Participants were chosen with a balanced gender and age split, and were required to reside in Germany, Italy, or France. We removed submissions that were incomplete, in which the participant revoked consent, or that were of low quality with an exceptionally fast completion time. After this, we were left with 1035 valid responses. Even though we balance categories, websites in larger categories are sampled less frequently. Thus, in the worst case of a category having 18 websites, each website is seen on average 7.1% of the time, whereas for 10 it is 11.6%, and for 6 it is 18.1%. The number of participants needed for ±10pp at the 95% confidence interval assuming a worst-case p of 50% is 1’352 for categories with 18 websites, 827 for categories with 10 websites, and 530 for categories with 6 websites. The categories with 18 websites were important, as they measured attitudes towards different regions. Thus, we targeted 1’000 valid responses, in order to satisfy all categories except for the largest without overpowering smaller categories. With this choice, we sample ~73-187 responses per website.

Survey Flow. The survey was provided in English for experts and in English, German, French, and Italian for users. After filling out a consent form and (users only) answering a brief demographic questionnaire, participants completed the following tasks. First, (users only) performed a *credentials evaluation* task: they were asked to pick which of the credentials they own(ed) as physical or electronic official documents. After that, for each document they picked, they were asked how often they use that document and how sensitive that document is to them. As the privacy paradox has shown that users often act differently than they think they should act [26, 50, 77], we decided to split the sensitivity question into two questions: 1) How comfortable are they with sharing this document? 2) When would they share the document even if uncomfortable?

Afterwards, experts and users performed a *website evaluation* task: they were first shown a short explanation about what the



(b) Survey questions and the credential attributes in the sidebar.

Figure 2: Survey screens of the website evaluation task (more in Appendix D). The sidebar shows details on the credentials.

EUDI Wallet is and how EUDI credentials are planned to look and function. Then they were shown different websites. For each website, participants were asked to choose: [law experts, users] the credentials that are necessary for the website, [cybersecurity, policy, and ethics expert] the credentials that should never be requested by the website, and [all] the other credentials that they would disclose to the website. For users, the credentials they chose for the first and second question were combined as credentials that they would disclose to the website. This approach is justified as users generally are willing to disclose credentials that they deem necessary, and the second question specifically asks about credentials that they would disclose. Participants could access details on all credentials in a sidebar. Fig. 2 shows the survey screens.

4.2 User Study on the Credential Assistant

Scenario Choice. A scenario contained a website, a requested credential, and, in select cases, a website-provided purpose. The scenarios were grouped into 6 sets, S1-S6, each of which was designed for a different test group. We ranked each credential’s sensitivity based on the user survey responses and made a balanced choice of credential sensitivities for the scenarios in each set. S2/S4 contained a website-provided purpose. In S5/S6, the Credential Assistant displayed both expert recommendations and user opinions, while only showing one of the two otherwise. S2/S3/S5 used unjustified, S4/S6 used justified, and S1 used a mix of justified, unjustified, and uncertain website-credential pairs. Thus, we say that choosing yes in

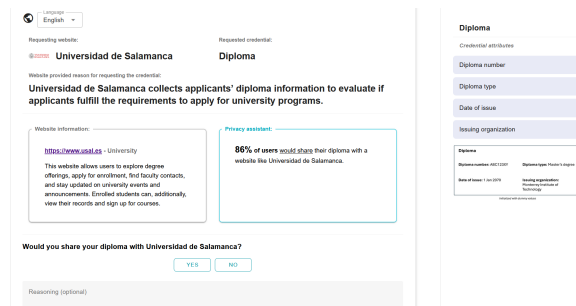


Figure 3: Study screen for the credential disclosure task with the Credential Assistant and a purpose (more in Appendix D). The sidebar shows the attributes of the requested credential.

S2/S3/S5 and choosing no in S4/S6 is a mistake. S1 tested different Credential Assistant confidence tiers (i.e., displayed percentages).

Test Groups. Participants were assigned to the control, the baseline, or the test group and saw 20 scenarios in total. Participants in the control group did not see the Credential Assistant. Participants in the baseline group saw a Credential Assistant that always had standard confidence, made no mistakes, and did not contradict a website-provided purpose. Half of the baseline group saw specific expert types in the Credential Assistant, while the other half saw an unspecified expert. The test group was divided into 16 classes that each tested one condition in which the Credential Assistant showed unexpected behavior, i.e., low confidence, very high confidence, mistakes in the displayed information, or displayed information at odds with the website-provided purpose. Since it would not make sense for the Credential Assistant to always show unexpected information, participants in the test group saw 2 or 4 test scenarios, and otherwise baseline scenarios. A detailed overview of the scenarios and test groups is shown in Appendix F.

Participants. 1024 participants completed our user study. Participants were recruited through the Prolific platform and were paid ~\$6.7 for the 25 min study. Participants were chosen with a balanced gender and age split and were required to reside in the EU. We removed submissions that were incomplete or in which the participant revoked consent. After this, we were left with 1002 valid responses. In most cases, the probability of a user being assigned to a test group was 5%, and each participant provided two responses for the group, giving an effective response rate of 10%. Thus, assuming a worst-case p of 50%, for $\pm 10pp$ with 95% confidence interval, the number of responses needed is 970, which we aimed for.

User Study Flow. The user study was provided in English, German, French, Italian, and Spanish. We used a commitment check at the beginning of the study, which has been shown to increase response quality [72]. After filling out a consent form and answering a brief demographic questionnaire, participants completed a *credential disclosure task*: they were first shown a short explanation about what the EUDI Wallet is and how EUDI credentials are planned to look and function. Then, participants (except for the control group) were introduced to the Credential Assistant. After that, participants were shown multiple simulated scenarios of a

website requesting a credential. Users did not have to navigate a real or simulated website. The task was to decide whether they would accept or reject the request. As the EUDI Wallet does not exist yet, we used a UI based on similar credential requests (e.g., OAuth). Fig. 3 shows the study screens.

4.3 Data Analysis

Collected Data. In the expert survey, for 15 website categories and 14 credentials, we collect whether the expert would recommend disclosing the credential with the website. Furthermore, for legal experts, we collect whether they believe the credential is necessary for the core functionality of the website or for legal compliance, and from the other experts, whether the credential should never be disclosed to the website. In the user survey, for 166 websites divided into 17 categories and 14 credentials, we collect whether the user would disclose the credential to the website. Furthermore, we collect for each credential whether the user owns the credential, how frequently they use the credential, and how sensitive they feel the credential is. Lastly, we collect demographic data.

In the user study, for simulated scenarios of a website requesting a credential, we collect whether the user accepts the request. The scenarios are split into groups testing: low- and high-confidence recommendations, purpose statements, correct and wrong Credential Assistant information, single and multi-statement Credential Assistant. Furthermore, we collect demographic data.

Analysis Methods. For the user survey, we computed the percentage of users who chose a credential for each website, website category, country, and traffic size. For the expert survey, we computed the percentage of non-law experts who would disclose a credential to each website category and the percentage who would recommend never to disclose that credential to that website. We also compute the percentage of law experts who believe a credential is necessary for a website category. For the user study, we computed the percentage of users who chose to yes for a credential request in each test, control, and baseline scenario, and aggregated the numbers over the set of equivalent scenarios (i.e., S1-S6).

Significance was computed using the Chi-squared test if a sufficient number of responses were collected and the groups to compare were similar in size. Otherwise, Fisher’s exact test was used. The number of experts needed was computed using the observed expert-to-expert inter-class correlation and used a ± 5 percentage-point precision at 95% confidence. Disagreement among experts was computed as the normalized variance of the number of credentials experts would disclose to websites in each category.

5 Results

In this section, we discuss the results of our survey and user study described in Section 4. Additional results are shown in Appendix C. As mentioned in Section 3, we categorized website-credential pairs into justified, unjustified, and uncertain depending on whether there is a valid reason for the website to request the credential. We validated our categorization with the results of the expert survey (details in Appendix B), and find that they match in most cases.

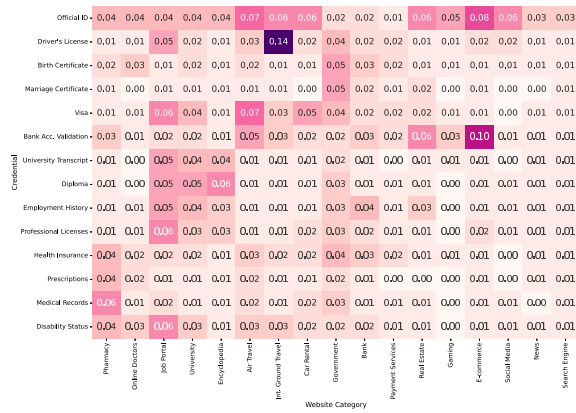


Figure 4: User survey results showing the standard deviation of the percentage of participants who would disclose a credential between different websites within a category.

5.1 A1: Data Collection Requirements

We first evaluate whether collecting information at the website category level is sufficient, and then evaluate requirements and challenges when collecting user and expert opinions.

Impact of Country and Traffic Size. We evaluated how often user survey participants would disclose a credential to a Europe-based compared to a USA- or China-based website, and how often they would disclose a credential to a high-traffic (large) compared to a low-traffic (small) website (details in Appendix C.1). The results show limited differences between users’ disclosure decisions for different countries and traffic sizes, with only a few entries showing a significant difference when using the Chi-squared test. Thus, even though some users mentioned considering the country (e.g., "Due to its connections to China, I would not entrust any data to this website", "I do not want to give any data to the USA, nor to its subsidiaries"), on average, users are unlikely to base their disclosure decisions on the country or traffic size. This is surprising, as surveys show that EU consumers feel more confident purchasing from their own country or the EU [17, 44, 73], and prior research has shown that reputation and perceived size matter for website trust [11, 45].

In-Category Differences Between Websites. Fig. 4 presents the results of the user survey showing the standard deviation of the percentage of users who would disclose a credential between websites in a category. A high standard deviation indicates that users may require support on an individual website level. The results show that the standard deviation is low for most credential-website category pairs, indicating that most disclosure decisions are based on the website category. However, there are two notable exceptions. 1) The standard deviation for driver’s license-international ground travel is high (0.14). This comes from BlaBlaCar, which has a bus and a ride-sharing service. Although we asked participants about the bus services (clearly stated in the survey), many participants may have thought about the ride-sharing service, for which a driver’s license is needed to sign up as a driver. 2) The standard deviation for official ID-e-commerce is high (0.8). This is likely due to some e-commerce websites selling age-restricted items (for which

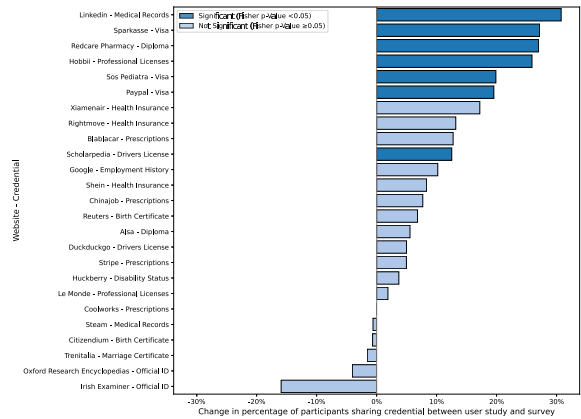


Figure 5: Comparison of how many participants said they would disclose a credential for a website in the user survey, as compared to how many control group participants in the user study disclosed the credential to the website. Positive percentages indicate increased disclosure in the user study. For all website-credential pairs, disclosure is unjustified.

an official ID may be needed for age verification) while others do not. Thus, a Credential Assistant that displays information based on the website category is likely sufficient; however, multi-service websites may need to be handled separately, and a tailored website categorization for the EUDI may be needed.

Collecting User Opinions. For all user study scenarios where disclosure is unjustified, we compared the responses of the control group with the number of users who said they would disclose the same credential to the same website in the user survey. The results of this comparison are presented in Fig. 5, and show that in most cases, more users disclosed a credential when responding to a request, in many cases significantly so. Examples include: ~31% of users disclosed their medical records to LinkedIn as compared to ~0% of users saying they would do so, ~29% of users disclosed their diploma with Redcare Pharmacy as compared to ~2% of users saying they would do so, and ~24% of users disclosed their visa with Sos Pediastra as compared to ~4% of users saying they would do so. This indicates that users are more likely to overshare when responding to a request. Thus, user opinions should be collected through surveys and user focus groups instead of usage patterns to ensure the Credential Assistant does not propagate oversharing. We note that, in practice, users may be even less likely to reject credential requests, as websites may use dark patterns [56, 59, 60, 67] or refuse to provide services. Prior work has shown similar effects, such as that users act less privacy conscious than they state they are (the privacy paradox) [26, 50, 77], and that users usually fill out all fields, including optional fields, in online forms [52, 70]. However, to the best of our knowledge, increased oversharing when responding to requests has not yet been explored.

Number of Experts Needed. Using the observed expert-to-expert inter-class correlation of ~0.057, the number of experts needed on average across all website categories and credentials for ±5 percentage-point precision at 95% confidence is 24. However, for

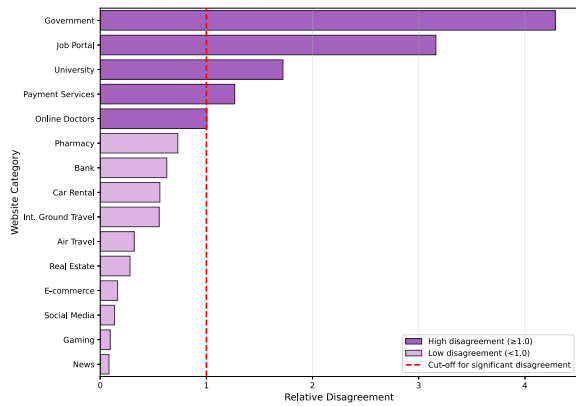


Figure 6: Expert survey results showing the disagreement among experts for each website category. Disagreement was computed by normalizing the variance of the number of credentials experts would disclose to websites in each category.

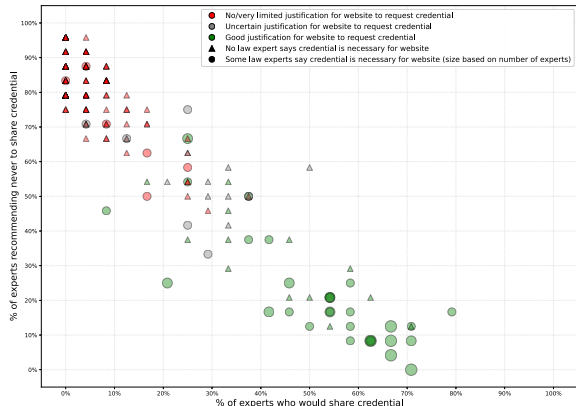
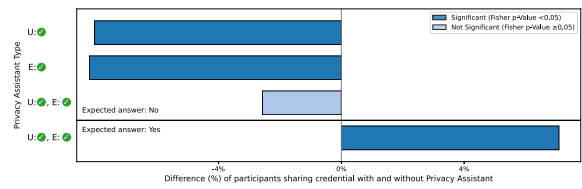


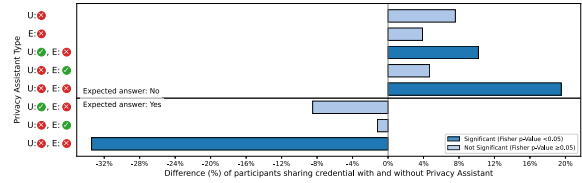
Figure 7: Expert survey results showing how many experts would disclose a credential to a website vs. how many experts recommend never to disclose that credential to that website.

some categories, expert disagreement is high, as shown in Fig. 6. For websites with high disagreement, it is unlikely that experts will converge on a majority opinion. For such categories, a larger panel of experts (100+, depending on the desired accuracy) may be needed to get an accurate representation of the expert recommendation.

Expert Consensus. To better understand expert consensus, we analyze expert responses for justified, unjustified, and uncertain credential-website category pairs. Fig. 7 presents the results from the expert survey showing the percentage of experts who would disclose compared to the percentage who would recommend never to disclose a credential to a website. Additionally, it shows the number of law experts who state it is necessary to disclose the credential to the website. The figure shows that for unjustified pairs, expert opinion is largely aligned, with a high percentage of experts recommending never to disclose, and a low percentage of experts willing to disclose a credential. However, for justified pairs, responses are more mixed, with in many cases, ~40-60% of



(a) Credential Assistant only shows correct information.



(b) Credential Assistant shows mistakes in the information.

Figure 8: User study results comparing the percentage of users disclosing a credential in the control group with the users with a Credential Assistant. A positive number indicates more users with a Credential Assistant disclosed the credential. The Credential Assistant displays: U = user opinion, E = expert recommendation, ● = correct data, ⊗ = mistake.

experts stating that they would disclose the credential, and mixed results on whether the credential is necessary. This indicates that expert recommendations will be effective at warning users against dangerous disclosure decisions, but less effective at helping users decide when disclosure may be beneficial. This is unfortunate, as users may be uncertain in those cases, and prior research has shown that users lean on expert advice when uncertain [10, 31, 41, 61, 71]. However, we note that more research is needed to understand if the low percentages for justified pairs come from the lack of context in our survey or from a general hesitancy of experts to recommend disclosure. (Additional figures are in Appendix C.1)

5.2 A2: Effectiveness of the Credential Assistant

In this section, we discuss whether the Credential Assistant is effective at supporting users by looking at different Credential Assistant versions and ways to display information.

Reduction of Mistakes. Fig. 8a presents the results of the user study comparing the average percentage of users who disclose a credential with a website in the control group (i.e., no Credential Assistant) with the users who saw the correct information in the Credential Assistant. For 3 out of 4 designs, the results show a significant decrease (i.e., $p \leq 0.05$ in Fisher’s exact test) in the number of mistakes users made when receiving support from the Credential Assistant. In those cases, the average mistake rate dropped by ~8% (e.g., from ~15% to ~7% when seeing expert recommendations). We note that this occurred even though the Credential Assistant was fully non-intrusive and showed the same display for all credentials regardless of sensitivity. Thus, even though a residual risk of ~7% may be unacceptably high, it is likely that more pinpointed and intrusive interventions will lead to a further reduction in the number of mistakes. These results are in line with prior research in other contexts, which has shown that users change their behavior based

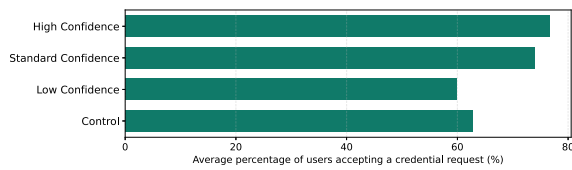


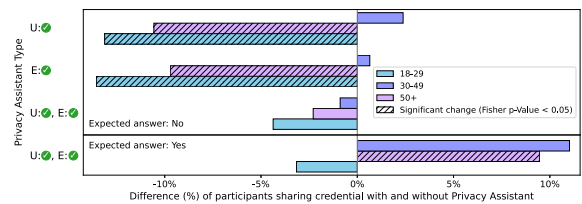
Figure 9: User study result for the average percentage of users who disclosed a credential for different Credential Assistant confidence tiers. The control group had no Credential Assistant. Low confidence = 51-55% of users would disclose, standard confidence 81-85% of users would disclose, and high confidence = 91-95% of users would disclose.

on nudges [1–3, 13, 37, 55, 88]. However, we add to this a specific focus on helping users avoid clear mistakes.

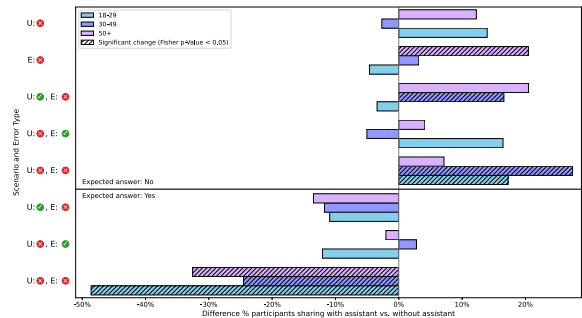
Potential for Misleading. We expect that it is highly unlikely that mistakes get displayed to users if a tool like the Credential Assistant gets implemented in the EUDI Wallet, since there would be a strong interest in quality. However, it cannot be fully ruled out that mistakes could occur, and thus, we tested whether mistakes in the Credential Assistant could lead users to make more mistakes (i.e., herding effects). Fig. 8b presents the results of the user study that compares the average percentage of users who disclose a credential with a website in the control group (i.e., no Credential Assistant) with the users who saw the Credential Assistant displaying mistakes. While the users in the control group always made fewer mistakes, this effect was only significant (i.e., $p \leq 0.05$ in Fisher’s exact test) for 3 out of the 8 Credential Assistant versions, 2 of which showed mistakes in both the user and expert information, which is highly unlikely. Removing those cases, the average increase in mistakes is around ~5% (e.g., from ~9% to ~14% when seeing wrong user information and the correct expert recommendation).

Impact of Confidence. Fig. 9 presents the user study results showing how many users, on average, disclosed a credential for different Credential Assistant confidence tiers. Significance was computed with Fisher’s exact test using the cut-off of $p \leq 0.05$. The results show that the average percentage of users disclosing a credential is significantly higher (~74% vs. ~63%) for the users who saw a Credential Assistant with standard confidence (i.e., showing 81-85%) than for those without a Credential Assistant. Furthermore, the average percentage of users disclosing a credential is similar (~63% vs. ~60%) for the users without a Credential Assistant and those who saw a Credential Assistant with low confidence (i.e., showing 51-55%). Lastly, the average percentage of users disclosing a credential is similar (~74% vs. ~77%) for the users who saw a Credential Assistant with standard confidence and those who saw a Credential Assistant with high confidence (i.e., showing 91-95%). This indicates that the Credential Assistant only has a nudging effect if the confidence is sufficiently high; however, the nudging effect does not increase beyond some confidence tier. This is in line with prior research in other contexts that has shown that higher confidence nudges have a greater impact [58, 68]

Demographic Differences. Fig. 10 presents the user study results showing how the disclosure decisions of users in the 18-29, 30-49,



(a) Credential Assistant only shows correct information

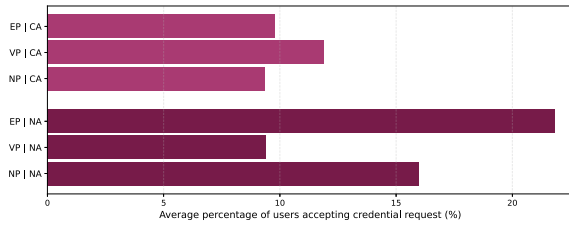


(b) Credential Assistant shows mistakes in the information

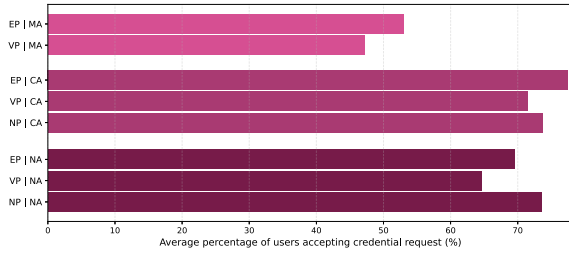
Figure 10: User study results comparing the percentage of users disclosing a credential in the control group with the users with a Credential Assistant for the age groups 18-29, 30-49, and 50+. A positive number indicates more users who saw a Credential Assistant disclosed the credential. The Credential Assistant displays: U = user opinion, E = expert recommendation, ● = correct data, ⊗ = mistake.

and 50+ age groups changed based on the Credential Assistant. Our results indicate that users in different age groups prefer different information. For instance, the Credential Assistant showing user opinions had a stronger nudging effect on the 18-29 age group than the Credential Assistant showing expert recommendations. However, for the 30-49 and 50+ age groups, the effect was opposite. This aligns with prior research showing that dependence on peers decreases and trust in experts increases with age [49, 75, 86]. Thus, tailored nudges based on demographics may be more effective, as has been proposed in some prior research [15, 62].

Impact of Website-Provided Purposes. Fig. 11 presents the results of the user study showing how often users disclosed a credential to a website for different website-provided purposes, and different Credential Assistant types. Our results show that a vague purpose almost always leads to less disclosure (e.g., ~71% with purpose vs. ~74% without purpose for a justified request with a correct Credential Assistant). On the other hand, showing an extensive purpose almost always increases the amount of disclosure, regardless of whether the request was justified (e.g., ~22% with purpose vs. ~16% without purpose for an unjustified request without a Credential Assistant). However, if the Credential Assistant incorrectly recommends not to disclose a credential, then the number of users who disclose decreases significantly (i.e., $p \leq 0.05$ in Fischer’s exact test), even with an extensive website-provided purpose (~69% without vs. ~77% with correct vs. ~53% with mistaken Credential Assistant). This indicates that even an extensive website-provided purpose



(a) Credential request not supported by the website provided purpose.



(b) Credential request justified by the website provided purpose.

Figure 11: User study results showing the average percentage of users disclosing credentials to websites for different website-provided purposes and Credential Assistants. NP = no purpose, VP = vague purpose, EP = extensive purpose. NA = no Credential Assistant, CA = Credential Assistant with correct information, MA = Credential Assistant with mistakes.

cannot counteract mistakes in the Credential Assistant, and that allowing websites to add purpose statements in the EUDI Wallet could be risky if those statements are not verified. Our research adds a further indication that an extensive purpose can lead to more disclosure, which has some prior work showing more [55, 78] and other prior work showing less [48, 74] disclosure. We add to this initial results on whether a purpose can counteract bad nudges, which has, to the best of our knowledge, not yet been explored.

5.3 A3: (Over)sharing Patterns

As discussed in Section 5.1, users overshare more when seeing a request as compared to what they believe they should disclose, mirroring the privacy paradox [26, 50, 77]. Thus, any oversharing we identify is likely worse in practice, where users react to requests.

General Oversharing. Fig. 12 presents the results of the user survey showing what percentage of participants would disclose a credential for each website category. While the numbers often follow expectations, there are multiple instances of oversharing. Examples include the following cases, where there is no justification for disclosure. ~20% of users would disclose their official ID to news websites, ~9% to search engine websites, and ~12% to encyclopedia websites. Furthermore, ~6% of users would disclose their health insurance to payment service websites, and ~7% would disclose their prescriptions to government websites. Although these percentages may seem low, the absolute number of credentials a verifier can collect can be high for high-traffic websites, enabling scalable collection of credentials without much effort. For instance, it is not unrealistic

Website Category	Pharmacy	Online Doctors	Job Platforms	University	Encyclopedia	Air Travel	Inc. Global Travel	Car Rentals	Government	Banks	Payment Services	Real Estate	Video Games	E-commerce	Social Media	News	Search Engine
Official ID	47.6	57.3	53.2	76.4	11.7	73.8	54.2	71.1	96.0	95.2	89.1	59.8	34.8	19.0	38.3	19.9	9.1
Driver's License	2.5	2.2	19.0	4.3	1.2	7.0	10.0	89.3	41.4	8.4	7.6	4.0	2.3	1.7	2.7	1.6	1.2
Birth Certificate	2.9	7.6	3.5	8.0	0.9	2.4	1.1	2.0	49.5	9.6	4.2	4.3	2.4	1.1	2.4	1.8	1.3
Marriage Certificate	0.8	0.9	1.5	1.2	0.6	1.1	0.7	0.6	39.6	5.2	1.7	6.2	0.2	0.4	0.3	0.2	0.5
Visa	1.2	1.8	16.4	20.8	0.9	44.7	15.1	13.1	43.2	10.4	6.4	9.2	1.6	1.5	0.6	0.8	1.1
Bank Acc. Validation	16.3	6.7	3.2	6.7	1.7	32.2	24.6	32.7	23.3	80.3	79.5	35.6	32.0	33.8	2.4	2.1	0.7
University Transcript	0.6	0.7	38.8	75.0	7.4	0.6	1.7	0.6	9.8	1.9	0.9	1.7	0.6	1.0	0.4	1.0	0.9
Diploma	1.0	1.3	69.7	70.8	10.1	0.7	0.9	1.0	16.7	3.0	0.9	2.9	0.4	1.1	1.3	1.3	1.0
Employment History	1.0	2.7	84.0	24.8	3.9	0.8	0.8	1.1	17.4	10.0	3.0	14.6	0.4	1.2	1.1	1.6	1.6
Professional Licenses	2.1	1.7	70.2	24.2	6.4	1.2	1.0	2.9	19.1	5.8	2.3	6.6	0.7	1.5	2.0	2.0	1.6
Health Insurance	72.6	85.5	4.9	7.3	0.8	7.6	4.0	7.6	33.9	8.4	5.5	2.7	1.1	1.2	0.5	0.6	0.8
Prescriptions	82.7	78.2	1.0	1.0	0.7	2.0	0.9	0.9	7.4	0.8	0.6	0.2	0.3	0.4	0.3	0.3	0.5
Medical Records	42.5	86.0	3.2	2.2	0.8	3.4	1.2	2.2	11.0	1.6	0.9	0.6	0.3	0.3	0.6	0.4	0.6
Disability Status	25.8	48.4	15.8	12.3	0.6	19.5	10.8	12.2	27.0	3.6	1.6	4.4	0.7	1.4	0.4	0.7	0.5

Figure 12: User survey results showing the percentage of users who would disclose a credential per website category.

to assume that a search engine reaches a traffic volume of a million unique users. If ~9% are willing to disclose their official ID, then a verifier can collect 90,000 official IDs. This is in line with prior research in other contexts that has shown that users were willing to disclose data even for small benefits [1, 4, 14, 25, 29, 40, 66, 77].

Naming Confusion. The results of the user survey presented in Fig. 12 also show oversharing when users connect the website or credential name to a use case that is not present. For example, encyclopedia websites (e.g., Wikipedia) would likely require no credentials at all, as they simply compile and allow the search for information. However, users seemed to connect these websites to education and profession due to their content. This is likely why a higher number of participants said they would disclose university-related (~10% for diploma, ~7% for university transcript) or profession-related credentials (~6% for professional licenses, ~4% for employment history). Another example is the bank account validation credential, which did not contain the data needed to execute a payment. Still, many participants believed that they could use it to pay ("... bank account verification is sometimes required when purchasing a premium subscription ..."), and thus, frequently said they would disclose it (~32% for video game, ~34% for e-commerce, ~32% for air travel websites). These examples are especially concerning, as they indicate that a verifier could name their website in a specific way or leverage misconceptions to collect more data. To the best of our knowledge, this effect has not been investigated before.

6 Discussion

In this section, we discuss our main results and why these results are important. Then we summarize some recommendations for the EUDI that can be concluded from our results.

6.1 Summary of Main Results

Displaying information in the Credential Assistant based on the website category is sufficient. However, websites providing multiple services or website categories with varying credential requirements (e.g., age verification for e-commerce) need to be handled specially. Collecting user opinions through surveys leads to better data quality

as compared to usage data. On average, 24 experts need to be surveyed to receive sufficiently high-confidence results; however, in cases with low expert consensus, more experts may be needed.

The Credential Assistant is effective at reducing the number of mistakes that users make. In most cases, the average mistake rate dropped by ~8% (e.g., from ~15% to ~7% when seeing only expert recommendations in the assistant). Furthermore, the confidence (i.e., displayed percentages) of the Credential Assistant is important, as the Credential Assistant showed no nudging effect with low percentages. Lastly, there are demographic differences regarding the preferences for the Credential Assistant. For example, users in the 50+ age group reacted more to seeing expert recommendations while users in the 18-29 age group reacted more to user opinions.

Users overshared credentials, even those that are generally considered sensitive in the physical world (e.g., ~20% of users would disclose their official ID to a news website). Oversharing increased when users misunderstood what a credential could be used for (e.g., thinking the bank account validation can be used for payment) or what credentials a website needs for its services (e.g., thinking encyclopedia websites need education or profession credentials).

Why This Matters. Data shown in the Credential Assistant needs to be collected with care. If users overshare more when seeing requests, then using such data would inflate the numbers in the Credential Assistant, which may increase oversharing rather than decreasing it. Furthermore, even though the Credential Assistant can reduce the oversharing risk, it does not fully remove it. Even a residual risk of ~7% can be detrimental at the planned scale of the EUDI. For example, if the EUDI is used by 10 million users, this would still put the data of 70'000 users at risk, which is problematic considering the sensitive nature of the planned EUDI credentials.

Oversharing EUDI credentials is not only a privacy risk but can also increase the risk of identity theft for users. The EUDI is not planned to be mandatory; therefore, there will be value for malicious parties to collect identity information that they can later use to impersonate their victims using traditional identity verification methods. Examples of how harvested EUDI data can be used include *SIM swapping attacks* [32, 33, 53] (harvested data is used to receive a replacement SIM with the victims phone number allowing them to take over accounts with SMS 2FA), *call-in identity verification* (harvested data is used to trick the weak identity verification of health insurers and banks²), and *opening a bank account in someone else's name* (harvested data is used to create deepfakes that can trick liveness checks in the onboarding process of banks [8, 54]).

6.2 Recommendations for the EUDI

Add a Credential Assistant to the EUDI Wallet. Our results show that users are likely to make disclosure mistakes with the EUDI Wallet, which could be a risk to users and may reduce trust in the system. Furthermore, our results show that the Credential Assistant can reduce the number of mistakes users make. Thus, we recommend adding a Credential Assistant to the EUDI Wallet, allowing them to receive support at disclosure time, which is most effective.

Deploy Nudges Selectively and Prominently. Prior research has shown that the effect of warnings decreases over time if users see them too often [6, 83, 84]. This is likely to happen for the Credential Assistant if users see nudges for every credential request. Thus, we recommend only showing nudges in important cases (i.e., when the credential is required, or when disclosure is risky). However, as these are the cases where a user is likely to face negative consequences from a poor disclosure decision, the nudge should be intrusive (e.g., similar to browser warnings). Furthermore, it may make sense to time the warnings such that users see them when they are making a poor disclosure decision and to change the warning design based on the sensitivity of the data.

Adapt Nudges for Different User Groups. Our research indicates that different demographic groups have different preferences for the Credential Assistant (e.g., older users prefer expert recommendations while younger users prefer user opinions). Based on this, we recommend adapting nudges based on user group preferences.

Check Verifier Registry Using the Credential Assistant. As described in Section 2, the EUDI system will include a mandatory registry for verifiers, in which they must register the EUDI attributes they plan to request. Although the EUDI Wallet and the registrars ensure that websites can only request the attributes that they have registered, this safeguard does not protect against over-claiming: the EUDI framework lacks any systematic, scalable expert review of whether a website genuinely needs the attributes it registers. We believe that a tool like the Credential Assistant could help to partially automate a review of the verifier registry, by comparing the registered attributes with the Credential Assistant information, and flagging registrations that ask for credentials for which the Credential Assistant would recommend not to disclose. Experts could then focus on reviewing the flagged registrations.

Use Surveys Instead of Usage Data to Assess User Opinions. Our results show that users are more likely to overshare when they see a credential request, and usage data would only contain cases where a user received a credential request from a website. Furthermore, it is possible for websites to use dark patterns and paid users to increase the number of users who disclose a credential, skewing the data in their favor. Thus, it is better to survey a balanced set of users to identify which credentials users would disclose to websites.

Prioritize Transparency for Increased Public Trust. Prior research has shown that trust is important for technology adoption [9]. However, open letters [34, 35] and comments in our survey mention concerns about the EUDI (e.g., "I don't like the idea of a digital id system", "I worry about government overreach in this area", "There is no way i will get a digital id so you can be tracked and monitored by the EU"). The same is true for the Credential Assistant. Some participants noted that they did not trust the expert recommendations ("It's impossible to trust those so-called experts because I don't know who they are." "I would not trust the opinions of other users or whatever panel of experts were selected, unless it was some kind of reputable institute."). Thus, it is important that the technologies used in the EUDI and the source of information shown in the Credential Assistant is clearly communicated.

²Data usually asked: name, date of birth, address, residency number, last large payment received. Tested with banks and health insurers in 3 European countries.

7 Limitations

Simulated Environment. Since the EUDI Wallet and ecosystem do not yet exist, it was not possible to test disclosure in the real world. Instead, we opted for a simulated environment with fixed scenarios. We see two main ways in which the simulated environment may have affected participants. First, users may have disclosed more freely as they were not providing any real data, and thus, there was no risk of their data being misused. Second, participants may have been able to judge the necessity of disclosure more thoroughly, as they did not see dark patterns and would not be locked out of services. A measurement study after the EUDI Wallet is deployed is required to verify to what extent these factors play a role.

Lack of Context. While we did provide some information about what services the website provides, we did not provide an exhaustive list of services or information about why the user is using this website. This choice was made because the Credential Assistant cannot be built scalably if it needs to take the context into consideration, and we wanted to assess what credentials participants would disclose across all website services. However, participants may not have thought about some credential use cases, which can explain some of the lower numbers in the results. For example, only a few participants were willing to disclose their official ID to video game websites; however, if we had given users the context that they are buying an age-restricted game, this number would likely be higher. Our main objective was to study oversharing, and thus, this choice is less of an issue. If there is no reason to disclose a credential to a website and a user still chooses to do so, then additional context is unlikely to change this tendency to overshare. Even though studying undersharing in the context of the EUDI would be interesting, we acknowledge that context is very important to measure this, and thus, our experiments are unsuitable.

Selective Disclosure. The EUDI will allow selective disclosure of attributes (i.e., one can only disclose the name attribute of the identity card credential). Including this into our study would have made it too complex, as we already measured a large number of website categories, credentials, and Credential Assistant options. However, this means that more research is needed to understand what attributes users would be willing to disclose to websites, and if those attributes match what the website needs to operate.

8 Related Work

Oversharing. Studies have found that users are willing to use options providing less privacy even for low compensation for app [29], website [4, 40, 43], and location [25] data. Additionally, users often click accept on dialogs without understanding them [36, 57]. Furthermore, users often make worse privacy decisions due to misconceptions. For example, users often underestimate negative consequences, do not think about privacy unless a violation occurred, believe their privacy is protected by the presence of privacy policies, or believe that more control over data equals more privacy [1, 2, 14]. Lastly, the privacy paradox shows that users often believe that they are privacy conscious, but act counter to that belief [26, 50, 77]. In our work, we study oversharing in the new area of digital official identity documents. We find that oversharing occurs and identify new misconceptions that can lead to oversharing in this area.

Nudging. Nudging systems give users additional information without forcing them to make a specific decision. Studies have shown that nudging helps combat privacy misconceptions and biases [1, 42]. Nudging systems have been evaluated and shown to be effective in contexts, such as cookies [38], app permissions [55], file sharing [27], social media posts [87], configurations (e.g., privacy settings) [47, 69], and location sharing [80]. However, nudging also has risks and challenges. For example, herding effects can lead to worse decisions as users decide solely based on the majority opinion [37]. Lastly, the timing of nudges matters significantly for their effectiveness [30]. In our work, we study nudging in a new area: disclosure of digital versions of official identity documents, and find that nudging can be helpful in this area.

Identity Wallets and Single Sign-On (SSO). The EUDI Wallet is similar to SSI (self-sovereign identity) Wallets. Prior studies have investigated how well users understand the privacy protections in SSI Wallets and what usability challenges they face when using SSI Wallets [51, 79]. These studies have found that users misunderstand SSI Wallets (e.g., some users thought identities were controlled by the identity provider) and put high importance on usability and convenience. Additionally, the EUDI Wallet takes inspiration from SSO services, where users can allow websites to access their information through an identity provider (usually for logins). Prior work on SSOs has shown that data is often over-requested and that there is a lack of transparency, making it hard for users to choose the most privacy-preserving option [28, 63].

9 Conclusions

In this paper, we investigated whether a support system at disclosure time can help users make better EUDI credential disclosure decisions. We evaluate a scalable Credential Assistant that displays expert recommendations or user opinions and show that it significantly reduces the number of mistakes users make from ~15% to ~7%. This result is encouraging, especially as our Credential Assistant was fully non-intrusive. However, at the scale of the EUDI, a residual risk of ~7% still puts thousands or even millions of users at risk, which is unacceptable. More intrusive interventions (e.g., similar to browser warnings) for sensitive disclosure decisions may be needed. We also identify common misconceptions that may make users more likely to overshare EUDI credentials (e.g., falsely connecting a credential to a use case or a website to a service based on their name). Future research should investigate whether stronger interventions can reduce the disclosure risk to acceptable levels and measure oversharing in the EUDI after it has been deployed.

References

- [1] Alessandro Acquisti, Idris Adjerid, Rebecca Balebako, Laura Brandimarte, Lorie Faith Cranor, Saranga Komanduri, Pedro Giovanni Leon, Norman Sadeh, Florian Schaub, Manya Sleeper, et al. 2017. Nudges for privacy and security: Understanding and assisting users' choices online. *ACM Computing Surveys (CSUR)* 50, 3 (2017), 1–41.
- [2] Alessandro Acquisti, Laura Brandimarte, and George Loewenstein. 2015. Privacy and human behavior in the age of information. *Science* 347, 6221 (2015), 509–514.
- [3] Alessandro Acquisti, Leslie K John, and George Loewenstein. 2012. The impact of relative standards on the propensity to disclose. *Journal of Marketing Research* 49, 2 (2012), 160–174.
- [4] Alessandro Acquisti, Leslie K John, and George Loewenstein. 2013. What is privacy worth? *The Journal of Legal Studies* 42, 2 (2013), 249–274.

- [5] Ayman Alarabiat and Isabel Ramos. 2019. The Delphi method in information systems research (2004-2017). *Electronic Journal of Business Research Methods* 17, 2 (2019), pp86–99.
- [6] Bonnie Brinton Anderson, Jeffrey L Jenkins, Anthony Vance, C Brock Kirwan, and David Eargle. 2016. Your memory is working against you: How eye tracking and memory explain habituation to security warnings. *Decision Support Systems* 92 (2016), 3–13.
- [7] Arcom. 2024. Technical guidelines on age verification for the protection of persons under 18 from online pornography. <https://www.arcom.fr/en/find-out-more/legal-area/legal-resources/technical-guidelines-age-verification-protection-persons-under-18-online-pornography>
- [8] Cybercrime Atlas. [n. d.]. Unmasking Cybercrime: Strengthening Digital Identity Verification against Deepfakes. https://reports.weforum.org/docs/WEF_Unmasking_Cybercrime_Strengthening_Digital_Identity_Verification_against_Deep_fakes_2026.pdf
- [9] Tammy Bahmanzari, J Michael Pearson, and Leon Crosby. 2003. Is trust important in technology adoption? A policy capturing approach. *Journal of Computer Information Systems* 43, 4 (2003), 46–54.
- [10] Phoebe E Bailey, Tarren Leon, Natalie C Ebner, Ahmed A Moustafa, and Gabrielle Weidemann. 2023. A meta-analysis of the weight of advice in decision-making. *Current Psychology* 42, 28 (2023), 24516–24541.
- [11] Yakov Bart, Venkatesh Shankar, Fareena Sultan, and Glen L Urban. 2005. Are the drivers and role of online trust the same for all web sites and consumers? A large-scale exploratory empirical study. *Journal of marketing* 69, 4 (2005), 133–152.
- [12] Ian Belton, George Wright, Aileen Sissons, Fergus Bolger, Megan M Crawford, Iain Hamlin, Courtney Taylor Browne Lúka, and Alexandrina Vasiliuchi. 2021. Delphi with feedback of rationales: How large can a Delphi group be such that participants are not overloaded, de-motivated, or disengaged? *Technological Forecasting and Social Change* 170 (2021), 120897.
- [13] Andrew Besmer, Jason Watson, and Heather Richter Lipford. 2010. The impact of social navigation on privacy policy configuration. In *Proceedings of the Sixth Symposium on Usable Privacy and Security*. 1–10.
- [14] Laura Brandimarte, Alessandro Acquisti, and George Loewenstein. 2013. Misplaced confidences: Privacy and the control paradox. *Social psychological and personality science* 4, 3 (2013), 340–347.
- [15] Stefano Calboli and Bart Engelen. 2025. AI-enhanced nudging in public policy: why to worry and how to respond. *Mind & Society* (2025), 1–19.
- [16] Cloudflare. 2026. Domain categories. <https://developers.cloudflare.com/cloudflare-one/traffic-policies/domain-categories/>
- [17] European Commission. 2025. 2025 Consumer Conditions Scoreboard. https://commission.europa.eu/strategy-and-policy/policies/consumers/consumer-protection-policy/key-consumer-data_en
- [18] European Commission. 2023. EUDI Architecture and Reference Framework. <https://eudi.dev/1.1.0/arf/>
- [19] European Commission. 2025. Commission Implementing Regulation (EU) 2025/848 of 6 May 2025 Laying Down Rules for the Application of Regulation (EU) No 910/2014 of the European Parliament and of the Council as Regards the Registration of Wallet-Relying Parties. *Official Journal of the European Union* L 2025/848 (2025), 1–15. https://eur-lex.europa.eu/legal-content/EN/TXT/PDF/?uri=OJ:L_202500848
- [20] European Commission. 2025. Commission Implementing Regulation (EU) 2025/848 of 6 May 2025 Laying Down Rules of the Application of Regulation (EU) No 910/2014 of the European Parliament and of the Council as Regards the Registration of Wallet-Relying Parties. *Official Journal of the European Union* L 2025/848 (2025), 1–15. https://eur-lex.europa.eu/legal-content/EN/TXT/PDF/?uri=OJ:L_202500848
- [21] European Commission. 2025. Commission releases enhanced second version of the age-verification blueprint. <https://digital-strategy.ec.europa.eu/en/news/commission-releases-enhanced-second-version-age-verification-blueprint>
- [22] European Commission. 2026. A digital ID and personal digital wallet for EU citizens, residents and businesses. <https://ec.europa.eu/digital-building-blocks/sites/spaces/EUDIGITALIDENTITYWALLET/pages/694487738/EU+Digital+Identity+Wallet+Home>
- [23] European Commission. 2026. European Digital Identity Wallet. <https://eudi.dev/latest/>
- [24] European Commission. 2026. The European DigitalIdentity Regulation. <https://ec.europa.eu/digital-building-blocks/sites/spaces/EUDIGITALIDENTITYWALLET/pages/915931811/The+European+Digital+Identity+Regulation>
- [25] Dan Cvreck, Marek Kumpost, Vashek Matyas, and George Danezis. 2006. A study on the value of location privacy. In *Proceedings of the 5th ACM workshop on Privacy in electronic society*. 109–118.
- [26] Tobias Dienlin, Philipp K Masur, and Sabine Trepte. 2023. A longitudinal analysis of the privacy paradox. *New Media & Society* 25, 5 (2023), 1043–1064.
- [27] Paul DiGioia and Paul Dourish. 2005. Social navigation as a model for usable security. In *Proceedings of the 2005 symposium on Usable privacy and security*. 101–108.
- [28] Yana Dimova, Tom Van Goethem, and Wouter Joosen. 2023. Everybody’s Looking for SSOmething: A large-scale evaluation on the privacy of OAuth authentication on the web. *Proceedings on Privacy Enhancing Technologies* (2023).
- [29] Serge Egelman, Adrienne Porter Felt, and David Wagner. 2013. Choice architecture and smartphone privacy: There’s a price for that. In *The economics of information security and privacy*. Springer, 211–236.
- [30] Serge Egelman, Janice Tsai, Lorrie Faith Cranor, and Alessandro Acquisti. 2009. Timing is everything? The effects of timing and placement of online privacy indicators. In *Proceedings of the SIGCHI Conference on Human Factors in Computing Systems*. 319–328.
- [31] Pardis Emami Naeini, Martin Degeling, Lujo Bauer, Richard Chow, Lorrie Faith Cranor, Mohammad Reza Haghghat, and Heather Patterson. 2018. The influence of friends and experts on privacy decision making in IoT scenarios. *Proceedings of the ACM on human-computer interaction* 2, CSCW (2018), 1–26.
- [32] ENISA. 2021. Beware of the Sim Swapping Fraud! <https://www.enisa.europa.eu/news/enisa-news/beware-of-the-sim-swapping-fraud>
- [33] ENISA. 2021. Countering SIM-Swapping. <https://www.enisa.europa.eu/publications/countering-sim-swapping>
- [34] Epicenter.works. 2023. Open Letter to President and Vice Presidents of EU Member States. https://epicenter.works/fileadmin/import/open_letter_eidas_2023-01_0.pdf Signed by 39 organizations.
- [35] Epicenter.works. 2023. Open Letter to Swedish Presidency and Permanent Representations of EU Member States. https://epicenter.works/fileadmin/import/cso-eidas-open_letter_2023.pdf Signed by 24 organizations.
- [36] Adrienne Porter Felt, Elizabeth Ha, Serge Egelman, Ariel Haney, Erika Chin, and David Wagner. 2012. Android permissions: User attention, comprehension, and behavior. In *Proceedings of the eighth symposium on usable privacy and security*. 1–14.
- [37] Jeremy Goecks, W Keith Edwards, and Elizabeth D Mynatt. 2009. Challenges in supporting end-user privacy and security management with social navigation. In *Proceedings of the 5th Symposium on Usable Privacy and Security*. 1–12.
- [38] Jeremy Goecks and Elizabeth D Mynatt. 2005. Supporting privacy management via community experience and expertise. In *Communities and Technologies 2005: Proceedings of the Second Communities and Technologies Conference, Milano 2005*. Springer, 397–417.
- [39] Gov.UK. 2025. Online Safety Act: explainer. <https://www.gov.uk/government/publications/online-safety-act-explainer/online-safety-act-explainer>
- [40] Il-Horn Hann, Kai-Lung Hui, Tom Lee, and Ivan Png. 2002. Online information privacy: Measuring the cost-benefit trade-off. *ICIS 2002 proceedings* (2002), 1.
- [41] Nigel Harvey and Ilan Fischer. 1997. Taking advice: Accepting help, improving judgment, and sharing responsibility. *Organizational behavior and human decision processes* 70, 2 (1997), 117–133.
- [42] Almut Herzog and Nahid Shahmehri. 2007. User help techniques for usable security. In *Proceedings of the 2007 symposium on Computer human interaction for the management of information technology*. 11–es.
- [43] Joshua B Hurwitz. 2012. User choice, privacy sensitivity, and acceptance of personal information collection. In *European data protection: Coming of age*. Springer, 295–312.
- [44] Consumers International. 2018. World Consumer Rights Day 2018 Briefing: e-commerce backgrounder. <https://www.consumersinternational.org/media/154916/e-commerce-overview-report.pdf>
- [45] Sirkka L Jarvenpaa, Noam Tractinsky, and Michael Vitale. 2000. Consumer trust in an Internet store. *Information technology and management* 1, 1 (2000), 45–71.
- [46] Patrick Gage Kelley, Joanna Bresee, Lorrie Faith Cranor, and Robert W Reeder. 2009. A “nutrition label” for privacy. In *Proceedings of the 5th Symposium on Usable Privacy and Security*. 1–12.
- [47] Bart P Knijnenburg and Alfred Kobsa. 2013. Helping users with information disclosure decisions: potential for adaptation. In *Proceedings of the 2013 international conference on Intelligent user interfaces*. 407–416.
- [48] Bart P Knijnenburg and Alfred Kobsa. 2013. Making decisions about privacy: information disclosure in context-aware recommender systems. *ACM Transactions on Interactive Intelligent Systems (TiiS)* 3, 3 (2013), 1–23.
- [49] Lisa J Knoll, Jovita T Leung, Lucy Foulkes, and Sarah-Jayne Blakemore. 2017. Age-related differences in social influence on risk perception depend on the direction of influence. *Journal of adolescence* 60 (2017), 53–63.
- [50] Spyros Kokolakis. 2017. Privacy attitudes and privacy behaviour: A review of current research on the privacy paradox phenomenon. *Computers & security* 64 (2017), 122–134.
- [51] Maina Korir, Simon Parkin, and Paul Dunphy. 2022. An empirical study of a decentralized identity wallet: Usability, security, and perspectives on user control. In *Eighteenth symposium on usable privacy and security (SOUPS 2022)*. 195–211.
- [52] Kat Krol and Sören Preibusch. 2016. Control versus effort in privacy warnings for webforms. In *Proceedings of the 2016 ACM on Workshop on Privacy in the Electronic Society*. 13–23.
- [53] Kevin Lee, Benjamin Kaiser, Jonathan Mayer, and Arvind Narayanan. 2020. An empirical study of wireless carrier authentication for {SIM} swaps. In *Sixteenth symposium on usable privacy and security (sups 2020)*. 61–79.

- [54] Changjiang Li, Li Wang, Shouling Ji, Xuhong Zhang, Zhaohan Xi, Shanqing Guo, and Ting Wang. 2022. Seeing is living? rethinking the security of facial liveness verification in the deepfake era. In *31st USENIX Security Symposium (USENIX Security 22)*. 2673–2690.
- [55] Bin Liu, Mads Schaarup Andersen, Florian Schaub, Hazim Almuheimi, Shikun Aerin Zhang, Norman Sadeh, Yuvraj Agarwal, and Alessandro Acquisti. 2016. Follow my recommendations: A personalized privacy assistant for mobile app permissions. In *Twelfth symposium on usable privacy and security (SOUPS 2016)*. 27–41.
- [56] Jamie Luguri and Lior Jacob Strahilevitz. 2021. Shining a light on dark patterns. *Journal of Legal Analysis* 13, 1 (2021), 43–109.
- [57] Dominique Machulet and Rainer Böhme. 2019. Multiple purposes, multiple problems: A user study of consent dialogs after GDPR. *arXiv preprint arXiv:1908.10048* (2019).
- [58] Robin Martin, Antonis Gardikiotis, and Miles Hewstone. 2002. Levels of consensus and majority and minority influence. *European Journal of Social Psychology* 32, 5 (2002), 645–665.
- [59] Arunesh Mathur, Gunes Acar, Michael J Friedman, Eli Lucherini, Jonathan Mayer, Marshini Chetty, and Arvind Narayanan. 2019. Dark patterns at scale: Findings from a crawl of 11K shopping websites. *Proceedings of the ACM on human-computer interaction* 3, CSCW (2019), 1–32.
- [60] Arunesh Mathur, Mihir Kshirsagar, and Jonathan Mayer. 2021. What makes a dark pattern... dark? Design attributes, normative considerations, and measurement methods. In *Proceedings of the 2021 CHI conference on human factors in computing systems*. 1–18.
- [61] Ethan A Meyers, Martin H Turpin, Michal Bialek, Jonathan A Fugelsang, and Derek J Koehler. 2020. Inducing feelings of ignorance makes people more receptive to expert (economist) opinion. *Judgment and Decision Making* 15, 6 (2020), 909–925.
- [62] Stuart Mills. 2022. Personalized nudging. *Behavioural Public Policy* 6, 1 (2022), 150–159.
- [63] Srivathsan G Morkonda, Sonia Chiasson, and Paul C van Oorschot. 2025. “Sign in with... Privacy”: Timely Disclosure of Privacy Differences among Web SSO Login Options. *ACM Transactions on Privacy and Security* 28, 2 (2025), 1–28.
- [64] AP News. 2025. Supreme Court upholds Texas law aimed at blocking kids from seeing pornography online. <https://apnews.com/article/supreme-court-porn-age-verification-texas-12a71397796fe8c4bef0d888259543cf>
- [65] Helen Nissenbaum. 2004. Privacy as contextual integrity. *Wash. L. Rev.* 79 (2004), 119.
- [66] Patricia A Norberg, Daniel R Horne, and David A Horne. 2007. The privacy paradox: Personal information disclosure intentions versus behaviors. *Journal of consumer affairs* 41, 1 (2007), 100–126.
- [67] Midas Nouwens, Ilaria Liccardi, Michael Veale, David Karger, and Lalana Kagal. 2020. Dark patterns after the GDPR: Scraping consent pop-ups and demonstrating their influence. In *Proceedings of the 2020 CHI conference on human factors in computing systems*. 1–13.
- [68] Graham Overton, Ioannis Evangelidis, and Joachim Vosgerau. 2025. People Believe If 90% Prefer A over B, A Must Be Much Better than B. Are They Wrong? *Journal of Consumer Research* 52, 1 (2025), 135–156.
- [69] Sameer Patil, Xinru Page, and Alfred Kobsa. 2011. With a little help from my friends: can social navigation inform interpersonal privacy preferences?. In *Proceedings of the ACM 2011 conference on Computer supported cooperative work*. 391–394.
- [70] Sören Preibusch, Kat Krol, and Alastair R Beresford. 2013. The privacy economics of voluntary over-disclosure in web forms. In *The Economics of Information Security and Privacy*. Springer, 183–209.
- [71] Song Qi, Owen Footer, Colin F Camerer, and Dean Mobbs. 2018. A collaborator’s reputation can bias decisions and anxiety under uncertainty. *Journal of Neuroscience* 38, 9 (2018), 2262–2269.
- [72] Qualtrics. 2022. Improve data quality by using a commitment request instead of attention checks. <https://www.qualtrics.com/articles/strategy-research/attention-checks-and-data-quality/>
- [73] Christine Riefa. 2017. The challenge of protecting EU consumers in global online markets. (2017).
- [74] Fuming Shih, Ilaria Liccardi, and Daniel Weitzner. 2015. Privacy tipping points in smartphones privacy preferences. In *Proceedings of the 33rd Annual ACM Conference on Human Factors in Computing Systems*. 807–816.
- [75] Laurence Steinberg and Kathryn C Monahan. 2007. Age differences in resistance to peer influence. *Developmental psychology* 43, 6 (2007), 1531.
- [76] European Data Protection Supervisor. 2025. TechDispatch: Digital Identity Wallets. https://www.edps.europa.eu/system/files/2025-12/25-12-16_techdispatch-digital-identity-wallet_en.pdf
- [77] Monika Taddicken. 2014. The ‘privacy paradox’ in the social web: The impact of privacy concerns, individual characteristics, and the perceived social relevance on different forms of self-disclosure. *Journal of computer-mediated communication* 19, 2 (2014), 248–273.
- [78] Joshua Tan, Khanh Nguyen, Michael Theodorides, Heidi Negrón-Arroyo, Christopher Thompson, Serge Egelman, and David Wagner. 2014. The effect of developer-specified explanations for permission requests on smartphone user behavior. In *Proceedings of the SIGCHI Conference on Human Factors in Computing Systems*. 91–100.
- [79] Moritz Teuschel, Daniela Pöhn, Michael Grabatin, Felix Dietz, Wolfgang Hommel, and Florian Alt. 2023. ‘Don’t Annoy Me With Privacy Decisions!’—Designing Privacy-Preserving User Interfaces for SSI Wallets on Smartphones. *IEEE Access* 11 (2023), 131814–131835.
- [80] Eran Toch. 2014. Crowdsourcing privacy preferences in context-aware applications. *Personal and ubiquitous computing* 18, 1 (2014), 129–141.
- [81] Van Hong Tran, Aarushi Mehrotra, Ranya Sharma, Marshini Chetty, Nick Feamster, Jens Frankenreiter, and Lior Strahilevitz. 2025. Dark Patterns in the Opt-Out Process and Compliance with the California Consumer Privacy Act (CCPA). In *Proceedings of the 2025 CHI Conference on Human Factors in Computing Systems*. 1–25.
- [82] European Union. 2024. Regulation (EU) 2024/1183 of the European Parliament and of the Council of 11 April 2024 Amending Regulation (EU) No 910/2014 as Regards Establishing the European Digital Identity Framework. *Official Journal of the European Union L 2024/1183* (2024), 1–56. https://eur-lex.europa.eu/legal-content/EN/TXT/PDF/?uri=OJ.L_202401183
- [83] Anthony Vance, David Eargle, Jeffrey L Jenkins, C Brock Kirwan, and Bonnie Brinton Anderson. 2019. The fog of warnings: how non-essential notifications blur with security warnings. In *Fifteenth Symposium on Usable Privacy and Security (SOUPS 2019)*. 407–420.
- [84] Anthony Vance, Jeffrey L Jenkins, Bonnie Brinton Anderson, Daniel K Bjornn, and C Brock Kirwan. 2018. Tuning out security warnings. *MIS Quarterly* 42, 2 (2018), 355–380.
- [85] W3C. 2026. Verifiable Credentials Use Cases. <https://www.w3.org/TR/vc-use-cases/>
- [86] Jinping Wang, Maria D Molina, and S Shyam Sundar. 2020. When expert recommendation contradicts peer opinion: Relative social influence of valence, group identity and artificial intelligence. *Computers in Human Behavior* 107 (2020), 106278.
- [87] Yang Wang, Pedro Giovanni Leon, Alessandro Acquisti, Lorrie Faith Cranor, Alain Forget, and Norman Sadeh. 2014. A field trial of privacy nudges for facebook. In *Proceedings of the SIGCHI conference on human factors in computing systems*. 2367–2376.
- [88] Rick Wash and Molly M Cooper. 2018. Who provides phishing training? facts, stories, and people like me. In *Proceedings of the 2018 chi conference on human factors in computing systems*. 1–12.
- [89] Lilei Zheng, Ying Zhang, and Vrizzlynn LL Thing. 2019. A survey on image tampering and its detection in real-world photos. *Journal of Visual Communication and Image Representation* 58 (2019), 380–399.
- [90] Zheng Zheng, Qian Wang, and Cong Wang. 2023. Spoofing attacks and anti-spoofing methods for face authentication over smartphones. *IEEE Communications Magazine* 61, 12 (2023), 213–219.

A Ethical Considerations

We received IRB approval for our survey and user study. When writing that application at the start of our research and throughout the project, we thoroughly considered the ethical implications of our work and believe that this work did not cause harm or encourage negative outcomes. We identify the following stakeholders of our research: 1) The eventual users of the EUDI, 2) The lawmakers developing the EUDI, 3) The Prolific participants in our survey and user study, 4) The expert participants in our survey, and 5) The research team.

1) The EUDI is already under development, and it will be deployed in 2026. Users of the EUDI will need to make complex decisions about when to disclose their credentials and when not to. Prior research has shown that making constant decisions about privacy is challenging for users, leading them to make decisions that they regret. The goal of our work is to develop a system that can protect users, which we believe to be inherently positive. A second goal of our system is to inform users when disclosure may be necessary, which can increase the benefit that users gain from the EUDI. Furthermore, the system we evaluate only nudges users and does not force them to make a specific decision, which respects the user’s right to make their own decisions. Of course, a nudging system may be used to influence users maliciously by manipulating data. However, we address this concern by analyzing to what extent users can be nudged in a wrong direction and by discussing the importance of trust for the EUDI.

2) A risk from a paper like this would be that it reduces trust in the EUDI, which could harm lawmakers developing the system. We mitigate this risk by providing a fair assessment of a specific aspect of the EUDI and also discussing its benefits. Furthermore, we evaluate a potential solution to mitigate the identified risks. Lastly, we give a set of recommendations for the EUDI that can mitigate the identified risks. As the EUDI has not yet been deployed, lawmakers can address these risks, which could strengthen trust in the system.

3) Prolific participants were informed about the goals and content of the survey/user study through a consent form. No deception was deployed, and thus, all participants gave informed consent. Participants were compensated for their work at a rate of ~\$6.7 for a 25 min survey, which exceeds the minimum wage in any country from which we recruited. Compensation was not based on participants’ performance, and participants who chose to abandon the study and withdraw consent were still compensated. All responses we received from Prolific participants were pseudonomized, and we were not able to link responses to specific individuals. Additionally, we will not publish the demographics and free-text responses to ensure that the dataset does not incidentally leak the information of any participant. As such, we believe the identity of all study participants is fully protected, and thus, there is no risk to them from the responses they provided. Lastly, we made sure to tell participants that the EUDI does not exist yet, and thus, all questions are hypothetical. Similarly, we made sure to tell participants that all data requests and all Credential Assistant recommendations were made up. Thus, we believe the risk that participants misunderstood our study as actual recommendations instead of fictional examples is low.

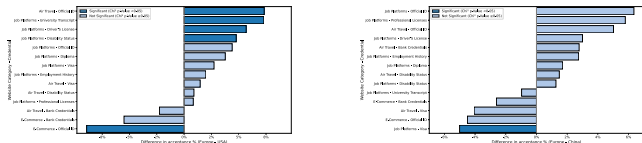
4) Expert participants were informed about the goals and content of the survey through a consent form. No deception was deployed, and thus, all experts gave informed consent. We did not compensate experts; however, we offered to keep them updated on the findings of our research. As we recruited experts from fields that are likely to be interested in the findings, we believe this to be sufficient. The responses received from experts were pseudonomized; however, as we reached out to a limited number of experts directly, the research team may be able to make links to individual experts. We did not record any links we may have made and did not report them in any way. Lastly, we deleted the list of experts that we reached out to and never disclosed this information to anyone.

5) Our research did not deal with any topics that could harm the research team. As all user studies were based on solid ethical foundations with IRB approval, we believe there is no risk to the research team from this work.

B Ground Truth Details

To test whether users make credential disclosure mistakes, we had to define what a mistake is. However, since disclosure decisions are inherently subjective, there was no absolute ground truth that we could use as a basis. Thus, three members of the research team categorized all credential-website category pairs. For pairs where there was no unanimous decision, the members discussed the pair until a unanimous decision could be made. We categorized each website-credential pair into justified, unjustified, and uncertain based on whether the website has a valid reason (i.e., a valid use case where having access to the credential is necessary for the website or improves its services) to request the credential. Justified was used when the website had a good reason to request the credential, either because it was necessary or improved the core functionality of the website. Unjustified was used when there was no use case that would make collecting the credential sensible for the website. Uncertain was used for cases where the research team could come up with a use case, but it was minor or improbable (e.g., it may be the case that governments would collect users’ diplomas for government benefit programs). After the categorization was completed, there were 150 credential-website category pairs categorized as unjustified, 44 credential-website category pairs categorized as justified, and 16 credential-website category pairs categorized as uncertain. The full categorization can be found in the submitted artifacts under files>justifications.csv.

To validate our categorization, we compared all justified and unjustified website-credential pairs that we used in the user study with the results of the expert survey. Table 1 shows the justified pairs, and Table 2 shows the unjustified pairs with the results of the expert survey. Except for three pairs, our categorization matches the expert survey responses. The pairs where the categorization does not match can be explained as follows: 1) International Ground Travel-Official ID: Currently, the official ID is not collected; however, it is likely that this will change in the future to comply with border control requirements, especially for international travel across the Schengen borders. 2) Social Media-Official ID: Governments are tightening requirements for social media sites to verify users’ age and put in place age restrictions, which would make providing an official ID mandatory. 3) Bank-Visa: It is likely that the visa was



(a) Europe-based websites vs. USA-based websites. (b) Europe-based websites vs. China-based websites.

Figure 13: Results of the user survey showing how many participants would disclose a credential for Europe-based websites vs. China-/USA-based websites. Limited to the website categories where different countries were considered and to the website-credential pairs where at least 10% of participants would disclose the credential for either country. Positive percentages indicate increased disclosure for Europa-based websites.

confused with a residency permit. Banks usually collect a residency permit; however, a visa is not necessary.

C Additional Results

In this section, we provide complementary figures for the results discussed in Section 5 and discuss additional results from our survey and user study.

C.1 Additional Figures

Fig. 13 presents the user survey results showing how often participants stated that they would disclose a credential to a Europe-based compared to a USA- or China-based website. Fig. 14 presents the user study results showing how often participants would disclose a credential to high-traffic (large) websites compared to low-traffic (small) websites. The figures show some significant differences for Europe vs. the USA and only one for Europe vs. China. The significant differences are also mixed between cases where there is more disclosure for Europe-based websites and some that show less disclosure. Thus, it seems like users do not heavily base their decisions on the country in which the website is based.

Fig. 15a presents the expert survey results showing the percentage of cybersecurity, policy, and ethics experts who would disclose a credential to a website. Fig. 15b presents the expert survey results showing the percentage of cybersecurity, policy, and ethics experts who recommend never to disclose a credential to a website. Fig. 15c presents the expert survey results showing the percentage of law experts who state that a credential is necessary for a website. In all figures, the justified scenarios from the user study are shaded in green, and the unjustified scenarios from the user study are shaded in red. Fig. 16 visualizes the percentage of experts who recommend never to disclose a credential and the percentage of experts who would disclose a credential. The x-axis has fixed percentage bins (each bin contains 10 percentage points). All website-credential pairs were categorized as unjustified (red), justified (green), and uncertain (gray), as described in Section 3.3. For each category of the total number of website-credential pairs in the category, the percentage of experts who would disclose a credential in each percentage bin was plotted as a solid line. For each category, of the total

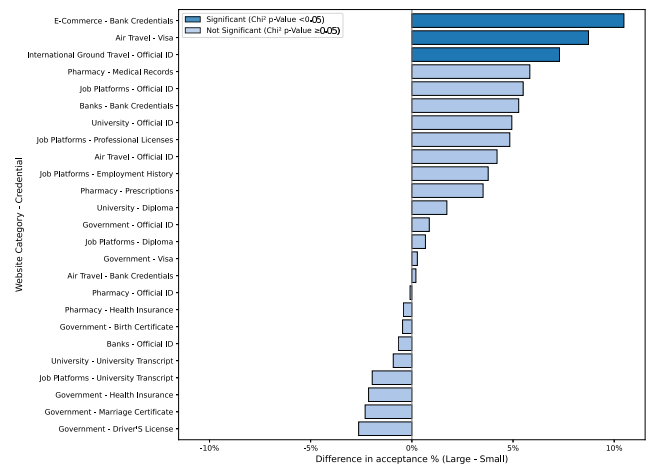


Figure 14: Results of the user survey showing how many participants would disclose a credential for high-traffic (large) websites vs. low-traffic (small) websites. Limited to the website categories where different website sizes were considered and to the website-credential pairs where at least 30% of participants would disclose the credential for either country. Positive percentages indicate increased disclosure for large websites.

number of website-credential pairs in the category, the percentage of experts who would recommend never to disclose a credential in each percentage bin was plotted as a solid line. For example, if the justified category has 44 website-credential pairs, and for 22 of them, the percentage of experts willing to disclose the credential is between 40% and 50%, then there would be a dot on the 40-50 x-axis at the 50% y-axis for the solid green line.

C.2 Credential Sensitivity & Frequency of Use

Table 3 presents the results of the user study showing for each credential, how many participants own or owned a physical or electronic document that corresponds to this credential. Furthermore, it shows, on average, for the participants who own the document, how frequently they use that document and how comfortable they feel using that document. Lastly, it shows how many participants did not choose the highest comfort response for a document, and for those participants, the average score of when they would still share the document. All scores were instantiated with a text to explain what the score meant.

C.3 Request Response for Justified Scenarios

For all user study scenarios in which disclosure is justified, we compared the responses of the control group with the number of users who said that they would disclose the same credential to the same website in our survey. The results are presented in Fig. 17. Compared to the unjustified scenarios, we see a lower percentage of significant increases in oversharing (~13% for justified vs. ~28% for unjustified). Furthermore, in the justified scenarios, we see a scenario where users disclosed significantly less when seeing a request, which never happened in the unjustified scenarios. This

Table 1: Overview of website-credential pairs and expert evaluations for scenarios categorized as having a good justification for the credential request.

Website Category	Credential	Expert		
		Would Disclose (%)	Recommend not Disclose (%)	Is Necessary (%)
Pharmacy	Health Insurance	54%	17%	33%
Pharmacy	Prescriptions	63%	8%	67%
Online Doctors	Prescriptions	67%	13%	100%
Online Doctors	Medical Records	71%	8%	67%
Government	Marriage Certificate	50%	13%	33%
Job Portal	Employment History	71%	13%	33%
University	University Transcript	54%	21%	67%
University	Diploma	54%	17%	33%
Air Travel	Visa	58%	25%	33%
Int. Ground Travel	Official ID	38%	38%	33%
Car Rental	Driver’s License	67%	8%	100%
Social Media	Official ID	17%	54%	0%

Table 2: Overview of website-credential pairs and expert evaluations for scenarios categorized as having no or a very limited justification for the credential request.

Website	Credential	Expert		
		Would Disclose (%)	Recommend not Disclose (%)	Is Necessary (%)
Pharmacy	Diploma	0%	96%	0%
Online Doctors	Visa	0%	92%	0%
Job Portal	Prescriptions	4%	92%	0%
Job Portal	Medical Records	4%	92%	0%
Air Travel	Health Insurance	8%	92%	0%
Int. Ground Travel	Diploma	0%	88%	0%
Int. Ground Travel	Prescriptions	4%	88%	0%
Bank	Visa	25%	58%	0%
Real Estate	Health Insurance	0%	79%	0%
Gaming	Medical Records	0%	83%	0%
E-commerce	Professional Licenses	0%	83%	0%
E-commerce	Health Insurance	0%	83%	0%
E-commerce	Disability Status	4%	83%	0%
News	Official ID	17%	63%	33%
News	Birth Certificate	4%	75%	0%
News	Professional Licenses	4%	71%	0%
Payment Services	Visa	17%	71%	0%
Payment Services	Prescriptions	4%	88%	0%

indicates that while increased disclosure when seeing a request occurs both when the request is justified and unjustified, the effect is stronger in the unjustified cases, which lead to oversharing. Thus, requests lead more to oversharing when disclosure is unjustified than to the correct disclosure behavior when disclosing is justified.

C.4 Expert Types

Fig. 18 presents the user study results showing how often participants disclosed their credentials in the group without a Credential Assistant, in the group with a Credential Assistant, showing the recommendation of a generic expert, and in the groups with a Credential Assistant, showing the recommendation of a specific expert type. The results are split into the scenarios: unjustified request

Table 3: User survey results showing how many participants own a credential (physically or electronically), how frequently they use it, how comfortable they are with sharing, and how often they would share if uncomfortable. Under "Not Fully Comfortable" is the number of participants who did not choose 5 for their comfort level. Each number was instantiated with a text explaining what frequency/comfort/still share when uncomfortable at that level meant. lr = least restrictive, mr = most restrictive.

Credential	Own Credential # Participants	Avg Frequency (1=low, 5=high)	Avg Comfort (1=high, 6=low)	Not Fully Comfortable # Participants	Avg Still Share (1=lr, 5=mr)
Official ID	1012	2.46	3.58	923	2.92
Driver's License	866	3.42	3.38	730	3.04
Birth Certificate	876	4.42	3.92	789	3.15
Marriage Certificate	262	4.33	3.82	232	3.05
Visa	331	3.44	3.61	291	3.09
Bank Acc. Validation	752	3.44	4.61	736	3.54
University Transcript	628	3.86	2.98	453	2.4
Diploma	720	4.05	2.77	472	2.38
Employment History	494	3.83	3.09	374	2.18
Professional Licenses	214	3.7	3.03	152	2.47
Health Insurance	921	2.43	3.3	771	2.38
Prescriptions	733	2.63	3.45	650	2.42
Medical Records	566	3.82	4.1	533	2.94
Disability Status	51	3.2	3.59	46	2.5




Figure 15: Results of the expert survey showing how many cybersecurity, policy, and ethics experts recommend never to disclose a credential to a website and how many would disclose the credential to the website. Also shown is how many law experts state that the credential is necessary for the websites. Fields shaded in green are the phase 2 scenarios with a justification and fields shaded in red are the phase 2 scenarios with no justification for the credential request.

with the Credential Assistant only showing the correct expert recommendation, unjustified request with the Credential Assistant showing the correct expert recommendation and user opinion, and justified request with the Credential Assistant showing the correct expert recommendation and user opinion. None of the differences

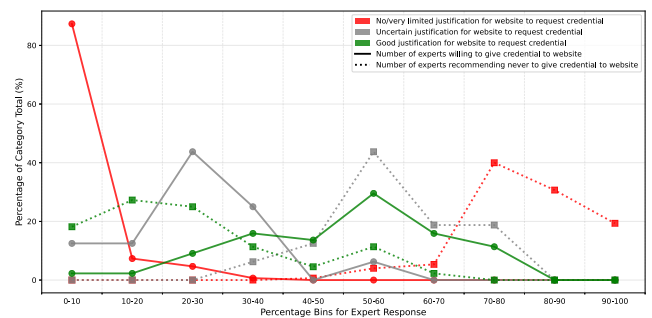


Figure 16: Results of the expert survey showing how many cybersecurity, policy, and ethics experts recommend never to disclose a credential to a website and how many would disclose the credential to the website. Red = unjustified request, green = justified request, gray = uncertain requests, solid line = experts would disclose, dotted line = expert recommend not to disclose. x-axis = percentage bins, y-axis = percentage of total number of website-credential pairs in a category for which the expert result falls in that category.

between the responses for different expert types is significant, and there is no clear pattern for how the participants reacted to the expert types in the different scenarios. This indicates that the type of expert in the expert recommendation does not matter to users for EUDI credential disclosure decisions.

C.5 Demographic Disclosure Differences

Figure 19 presents the user survey results showing how often participants in the 18-29 age group stated that they would disclose a credential for a website compared to the 50+ age group. The results indicate that users in the 50+ age group are significantly less likely to disclose credentials.

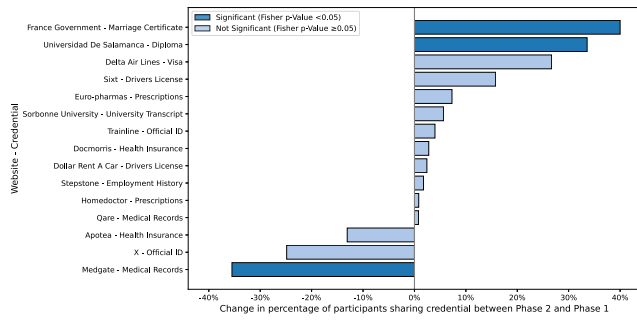
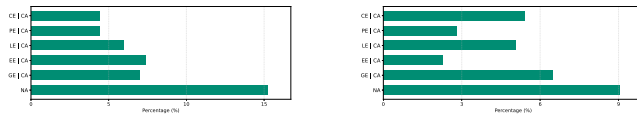
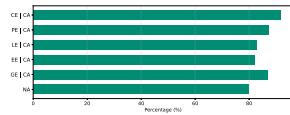


Figure 17: Comparison of how many participants said they would disclose a credential for a website in the user survey, as compared to how many control group participants in the user study disclosed the credential to the website. Positive percentages indicate increased disclosure in the user study. For all website-credential pairs, disclosure is justified.



(a) Credential Assistant only shows expert opinion with 5-10% yes. Unjustified credential request.

(b) Credential Assistant shows expert and user opinion with 5-10% yes. Unjustified credential request.



(c) Credential Assistant shows expert and user opinion with 85-90% yes. Justified credential request.

Figure 18: User study result showing the percentage of users who disclosed their credentials in the group with no Credential Assistant and the group with a Credential Assistant displaying the correct information with different expert types.

D Additional Experiment Screenshots

In this section, we show additional screenshots from our survey and user study as described in Section 4.

Fig. 20 shows the credential selector and the credential task questions in the user survey. Fig. 21 shows the instruction page for the website task in the survey.

Fig. 22 shows the instruction pages of the credential task in the user study. The first page describes the EUDI and EUDI credentials, and the second page (not shown to the control group) introduces the Credential Assistant. Fig. 23 shows the screens of the scenario task for different options for Credential Assistant (i.e., no Credential Assistant, single statement, double statement), and with and without a website-provided purpose.

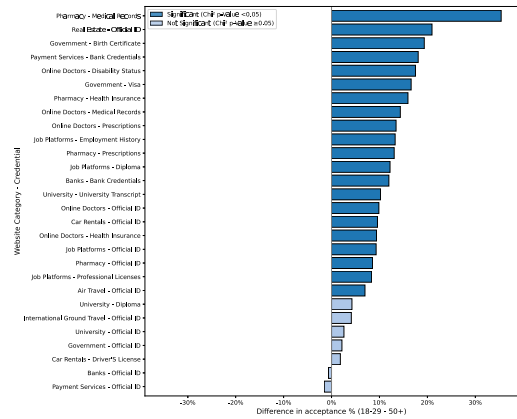
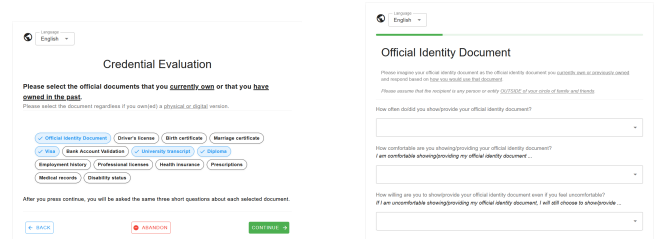


Figure 19: Results of the user survey comparing the percentage of users who stated they would disclose a credential to a website in the 18-29 and the 50+ age groups. Limited to the website-credential pairs where at least 50% of participants in either age group would disclose the credential. Positive percentages indicate increased disclosure in the 18-29 age group.



(a) Credential selector.

(b) Credential task questions.

Figure 20: User survey screens for the credential task. Participants first choose the credentials they own and then answer the questions for each credential.

E Participant Demographics

In this section, we show the demographic breakdown of the participants of our user survey and user study.

Fig. 24 shows the demographic breakdown of the participants of the user survey. Experts are not shown, as they were not asked to provide demographic data to protect their anonymity. Residency options were Germany, France, and Italy, as participants were required to reside in one of those countries.

Fig. 25 shows the demographic breakdown of the participants of the user study.

F Details on Experiment Groups

An overview of the control, baseline, and test groups is shown in Section 4.2. More details are shown in Table 4. The control group participants were not divided into classes and could see any of the control scenarios. The baseline participants were divided into a class that saw expert types and a class that did not. Both classes could see

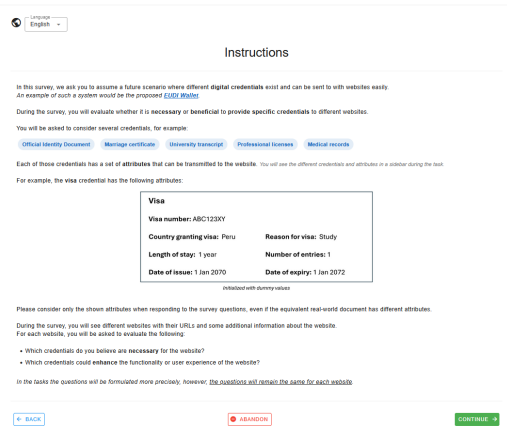
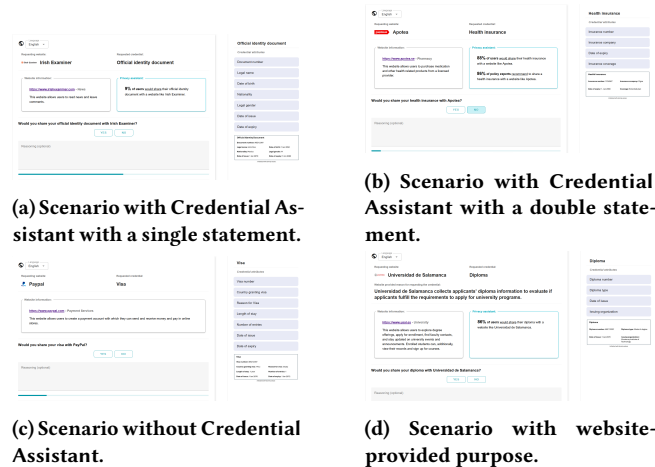
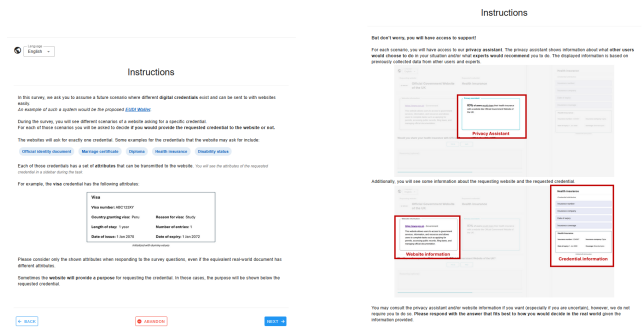


Figure 21: Survey screens showing the instruction page for the website task. The version shown is for users (experts saw different evaluation criteria at the end of the instructions).



(a) Scenario with Credential Assistant with a single statement.
(b) Scenario with Credential Assistant with a double statement.
(c) Scenario without Credential Assistant.
(d) Scenario with website-provided purpose.

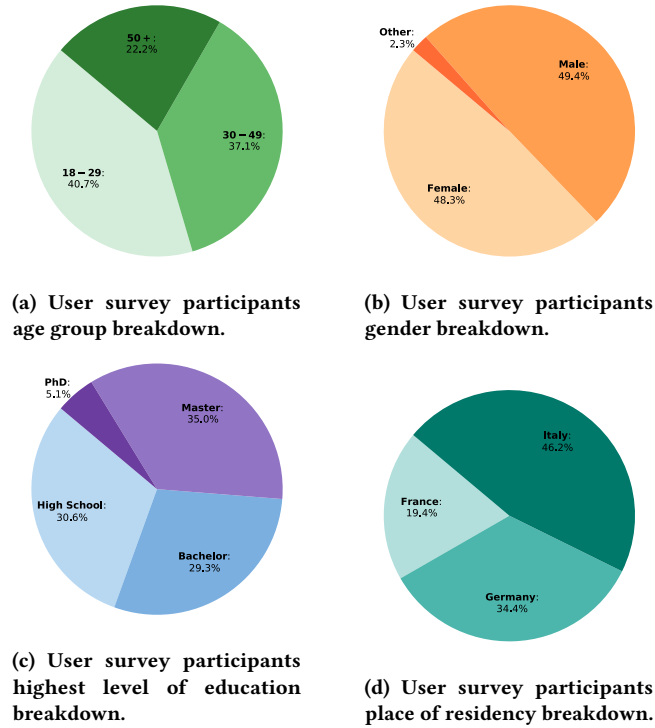
Figure 23: Survey screens for the scenario task with different versions of Credential Assistant and with and without a website-provided purpose. The sidebar always shows all attributes of the requested credential.



(a) Instruction page describing EU DI.
(b) Instruction page introducing Credential Assistant.

Figure 22: User study screens showing the instruction pages for the scenario task.

any of the baseline scenarios, but the class with expert types would see the "(E types)" version when an expert recommendation was shown. The test participants were divided into 16 classes, T1.1-T6.3, as shown in the table. Participants in normal frequency classes saw 2 test scenarios, and participants in high frequency classes saw 4 test scenarios. Otherwise, the participants saw baseline scenarios that did not have expert types (i.e., "(E types)" scenarios excluded) and that did not come from the same set. This is because the baseline and test scenarios in a set were the same website-credential pairs with different Credential Assistant versions or different website-provided purposes, and we did not want participants to get confused by seeing different data for the same pair. For the same reason, a participant who saw any version for a credential-website pair would not be shown another version for the same pair. For example, a participant in group T3.3 would see two test scenarios from S3 and 8 baseline scenarios from any of S1, S2, S4, S5, S6. Another example, a participant in the baseline group, who saw the B3.1 version of the first scenario of S3, will not see the B3.2 version of the first



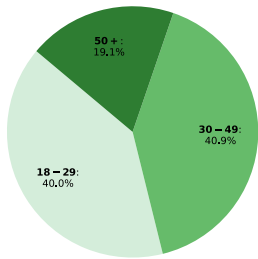
(a) User survey participants age group breakdown.
(b) User survey participants gender breakdown.
(c) User survey participants highest level of education breakdown.
(d) User survey participants place of residency breakdown.

Figure 24: Demographic breakdown of the user survey participants.

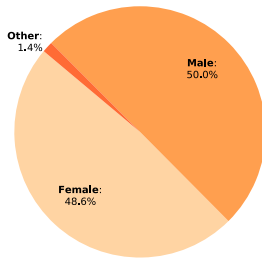
scenario of S3 (i.e., they are blocked from seeing the first scenario of S3 again).

Table 4: All user study scenarios in the control, baseline, and test groups. In each set, all scenarios are the same with only the purpose or Credential Assistant changing. CA = Credential Assistant, U = User, E = Expert.

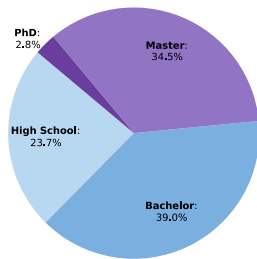
Set	# scen.	Correct answer	With purpose	Opinion	Control	Baseline	Test
S1	10	N/A	No	U	C1.1: No CA	B1.1: CA 81-85%	T1.1: CA 51-55% T1.2 (high freq.): CA 51-55% T1.3: CA 91-95%
S2	5	No	Yes	U	C2.1: No purpose, no CA C2.2: Vague purpose, no CA C2.3: Ext. purpose, no CA	B2.1: No purpose, U = no	T2.1: Vague purpose, U = no T2.2: Ext. purpose, U = no
S3	10	No	No	U or E	C3.1: No CA	B3.1: U = no B3.2: E = no B3.3 (E types): E = no	T3.1: U = yes T3.2 (high freq.): U = yes T3.3: E = yes
S4	5	Yes	Yes	U	C4.1: No purpose, no CA C4.2: Vague purpose, no CA C4.3: Ext. purpose, no CA	B4.1: No purpose, U = yes B4.2: Vague purpose, U = yes B4.3: Ext. purpose, U = yes	T4.1: Vague purpose, U = no T4.2: Ext. purpose, U = no
S5	10	No	No	U and E	C5.1: No CA	B5.1: U and E = no B5.2 (E types): U and E = no	T5.1: U and E = yes T5.2: U = yes, E = no T5.3: E = yes, U = no
S6	10	Yes	No	U and E	C6.1: No CA	B6.1: U and E = yes B6.2 (E types): U and E = yes	T6.1: U and E = no T6.2: U = no, E = yes T6.3: E = no, U = yes



(a) User study participants age group breakdown.



(b) User study participants gender breakdown.



(c) User study participants highest level of education breakdown.

Figure 25: Demographic breakdown of the user study participants.