

FOXGLOVE: Understanding Goal-Oriented and Anchored Writing Feedback from Experts and LLMs on Argumentative Essays

Yijun Liu, Yifan Song, John Gallagher, Sarah Sterman, Tal August

University of Illinois Urbana-Champaign

Urbana, IL, USA

{yijun6, yifan33, johng, ssterman, taugust}@illinois.edu

Abstract

While large language models (LLMs) are increasingly used to generate writing feedback, there remains no systematic comparison of LLM and expert feedback on the dimensions that writing research identifies as central to revision: goal-orientation, anchoring to specific sentences, and prioritization. We introduce FOXGLOVE, a dataset of 696 feedback comments written by trained writing instructors on 69 twelfth-grade argumentative essays, paired with 1,644 comments generated from four frontier LLMs under a shared protocol, totaling 2,340 comments.¹ We provide expert quality ratings on a subset of both instructor and LLM comments. We find that instructors and LLMs distribute feedback similarly across goals and essay positions, yet instructors and models diverge on the specific sentences on which to provide feedback. Additionally, we find that models tend to write more complex feedback and use fewer questions than instructors. LLM feedback also receives higher ratings on most dimensions of quality, as rated by instructors, but much of this advantage appears to be attributable to lengthier comments. FOXGLOVE enables systematic comparison of where human and LLM feedback align, diverge, and differ.

1 Introduction

Writing feedback shapes how students develop as writers (Mah et al., 2025), and that feedback is increasingly written by machines. Large language models (LLMs) can now produce feedback that engages with multi-dimensional analytic assessments (Wang et al., 2025), including student writings’ richness, visualization, interactivity, and personalization (Guerraoui et al., 2023). Such feedback has been integrated into classroom workflows alongside teachers and teaching assistants (Lu et al., 2026; Pahi et al., 2024; Zhang and Jiang, 2026),

¹https://github.com/yijunliu23/foxglove_data_release

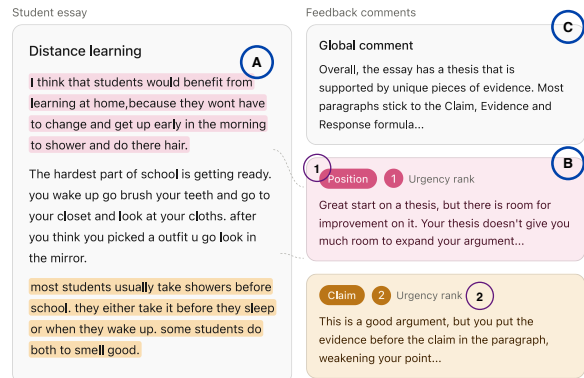


Figure 1: An illustrative essay showing the structure of FOXGLOVE that includes highlighted spans (A) linked to anchored feedback cards (B, goal label-1, urgency rank-2, and feedback comment) and one global comment (C) summarizing all the feedback comments.

including deployed tools now used by hundreds of thousands of U.S. students (Khan Academy, 2025). However, for writers and instructors to rely on generated feedback, there needs to be effective ways of determining how LLM feedback differs from the feedback instructors traditionally give. Decades of writing research converge on what effective feedback should do: it engages the rhetorical goals a writer is pursuing (Flower and Hayes, 1981) and points to the specific text where revision should occur (Churchill et al., 2000; Weng and Gennari, 2004; Zyto et al., 2012) while prioritizing the most important revisions (Sommers, 1982).

Whether human and model feedback align with one another on these criteria is unknown. This motivates our central question: **when humans and LLMs respond to the same essays under the same instructions, do they agree on where revision is needed, which argumentative goal should be addressed, and what feedback is the most urgent?**

While past work has qualitatively described these differences (Mah et al., 2025), answering



Dataset	Anchored	Feedback Labels	Human Feedback	LLM Feedback	Urgency Rank	Human-Rated Quality
Exposía (Zyska et al., 2026)	✓	✓	Peer & Instructor	✓	✗	✗
Coyne et al. (2025)	✓	✗	English Teacher	✓	✗	✓
LEAF++ (Misgna et al., 2026)	✗	✓	Online Forum	✓	✗	✗
LEAF (Behzad et al., 2024b)	✗	✗	Online Forum	✓	✗	✗
SEFL (Zhang et al., 2026)	✗	✗	✗	✓	✗	✓
Mah et al. (2025)	✓	✗	English Teacher	✓	✗	✗
Pilan et al. (2020)	✓	✗	Tutor	✗	✗	✗
ArgRewrite v2 (Kashefi et al., 2022)	✗	✓	Trained Expert	✗	✗	✗
Rashkin et al. (2025)	✗	✗	✗	✓	✗	✓
 FOXGLOVE	✓	✓	Instructor	✓	✓	✓

Table 1: Comparison of multiple datasets on writing feedback.

this question at scale requires data that is presently unavailable (Table 1): there are no datasets that capture trained instructor and LLM generated feedback along the same protocol, anchored to specific text spans, labeled with the goals the feedback addresses, and ranked by urgency.

We address this gap by introducing  FOXGLOVE,² a dataset we collect with anchored, goal-labeled feedback comments (Figure 1) from trained human instructors (696 comments) and four models (1,644 comments from GPT-5.2, Claude Sonnet 4.5, Llama 3.3 70B, and Qwen3-Next 80B) produced under a shared protocol. With the dataset, we systematically compare instructor and LLM feedback. Our paper makes the following contributions:

- **A parallel feedback dataset** of 2,340 comments on 69 12th grade argumentative essays (Crossley et al., 2024), produced by 14 expert writing instructors and a shared instructional protocol for eliciting model feedback in the same form. We document and plan to release procedures for replicating instructor annotation and extending to additional models.
- **Analysis of instructor and LLM comments** showing where instructors and models place feedback across goals and essay positions, how they rank urgency, and how their language differs. We find that instructors and LLMs distribute feedback similarly across argumentative goals and essay positions, yet models generate more feedback and longer comments, and agree only modestly with instructors on the exact sentences to flag and


rarely on how urgent feedback is.

- **Independent expert quality ratings** on 105 feedback comments across 7 dimensions from two trained writing instructors, constituting a total of 1,430 quality ratings on both instructor and model feedback. LLMs generally receive higher scores in all dimensions except for tone; however, much of this advantage can be accounted for by LLMs’ longer comments.

2 The Shifting Role of LLMs in Writing Feedback

Prior studies suggest that LLM feedback can improve revision quality and motivation (Meyer et al., 2024; Zhang and Jiang, 2026). Hybrid human–AI workflows can further improve feedback quality, with AI-mediated feedback sometimes outperforming human-only feedback in revision outcomes and clarity (Lu et al., 2026; Pahi et al., 2024). Carefully prompted open-weight models can also produce rubric-aligned feedback approaching expert quality in some settings (Allen et al., 2026).

However, LLM feedback also has clear limitations. It may overemphasize surface-level corrections, use imperative and non-dialogic language, miss the most important issue in a draft, or produce critiques that lack depth and cluster around similar text segments (Mah et al., 2025; Rashkin et al., 2025; Liang et al., 2024). Comparative work generally finds that LLM feedback is more encouraging, structured, and consistently actionable, while human feedback is often more selective, specific, empathetic, and attentive to higher-priority issues (Steiss et al., 2024; Behzad et al., 2024a; Liu et al., 2025). These results suggest that LLM feedback is useful at scale, but human judgment remains

²  FOXGLOVE: **F**ormative feedback from **e**Xperts, with **G**oal-oriented, **L**ocalized **A**nnotati**O**ns and **e**Valuations of student **E**ssays

important for writing-intensive contexts requiring personalization and prioritization (Liu et al., 2025).

Existing writing-feedback datasets are unable to quantitatively compare instructor and model feedback. Datasets vary in domain, feedback source, and annotation granularity (Table 1). EXPOSÍA (Zyska et al., 2026) covers peer and instructor feedback on academic writing, and Coyne et al. (2025) target learner grammatical errors with an error-type and generalizability framework. ARGREWRITE V2 (Kashefi et al., 2022) annotates revisions of argumentative essays. Pilan et al. (2020) examine the effect of teacher feedback characteristics on revision outcomes. These datasets all focus on human feedback, but there are also datasets that instead collect and compare machine-generated writing feedback. LEAF (Behzad et al., 2024b) and its extension LEAF++ (Misgna et al., 2026) target English learners’ essays with LLM feedback, with LEAF++ adding trait-level scores. SEFL (Zhang et al., 2026) releases synthetic formative feedback, and Rashkin et al. (2025) study feedback on creative story writing. Mah et al. (2025) qualitatively compare LLM and expert teacher feedback, finding that teachers offer more dialogic, multi-level feedback while LLMs default to sentence-level corrections. 🌲 FOXGLOVE complements these resources by combining sentence-anchored, parallel feedback from trained human annotators and LLMs; argumentative-goal labels; urgency rankings; and expert quality ratings atop feedback across seven dimensions (Table 1).

3 The FOXGLOVE Dataset

Our dataset construction operationalizes the three properties that writing research identifies as making feedback usable and effective for revision: goal-orientation (Flower and Hayes, 1981), anchoring (Churchill et al., 2000), and prioritization (Somers, 1982). Each property addresses a distinct revision need: *what*, *where*, and *in what order*. Feedback usable for revision requires all three. We describe the source essays (§3.1), the feedback schema and the literature motivating each of its components (§3.2), instructor (§3.3) and LLM (§3.4) data collection procedures, and a descriptive analysis of 🌲 FOXGLOVE (§3.5).

3.1 Source Essays

We sampled essays from the PERSUADE 2.0 corpus, a large-scale corpus of argumentative essays

written by high-school students (Crossley et al., 2024). PERSUADE 2.0 annotates each essay at the sentence-level with discourse element labels that identify the argumentative roles of each sentence. We adopt these role labels as our five goal labels—Position, Claim, Evidence, Counterclaim, and Rebuttal (see definitions in §A.1.1)—to structure all feedback in the dataset. We include only essays written by grade 12 students for higher quality essays that elicit meaningful feedback beyond spelling or grammatical issues. To ensure reasonable consistency in the essay length, we removed essays in the top and bottom 5% of the length distribution before sampling, then randomly selected 69 essays from the remaining pool. Each essay in the dataset averages 422.8 (SD = 118.5) words.

3.2 Feedback Schema

Every feedback giver (instructor or LLM) produces feedback for each essay according to a shared schema with three components:

- **Sentence-level feedback.** A free-text comment anchored to one or more contiguous sentences in the essay, addressing one of five argumentative goals. Goal definitions follow those in the PERSUADE2.0 dataset (Crossley et al., 2024) and are adapted from human-tutor instructions used in writing-instruction practice. If a feedback giver wishes to address multiple goals on the same span of text, they produce multiple comments, one per goal.
- **Urgency ranking.** After producing all sentence-level comments for an essay, the feedback giver selects the three most important comments and ranks them in order of urgency for improving the essay’s argumentative quality (1 = most urgent).
- **Global comment.** A single free-text comment per essay synthesizing how the essay aligns with the stated argumentative goals.

3.3 Instructor Feedback Collection

We recruited 14 U.S.-based writing instructors with background or training in high school and college level English writing. All instructors had received explicit training programs external to our study in giving writing feedback. Instructors completed an additional paid training session (\$15, lasting around 20-30 minutes) in which they reviewed the consent document (including how their data will be

Feedback giver	Total	Global	Sentence	Urgent	Comments/Essay (Median)	Mean Words (Median)
Humans	696	138	558	389	5.0 (4.0)	37.9 (35.0)
LLM Total	1,644	276	1,368	828	6.0 (6.0)	87.1 (85.0)
GPT-5.2	456	69	387	207	6.6 (7.0)	96.6 (95.0)
Claude Sonnet 4.5	503	69	434	207	7.3 (7.0)	100.9 (94.0)
Llama 3.3 70B	390	69	321	207	5.7 (6.0)	62.8 (63.0)
Qwen3-Next 80B	295	69	226	207	4.3 (4.0)	80.9 (80.0)
Total	2,340	414	1,926	1,217	5.7 (5.0)	72.5 (76.0)

Table 2: Summary statistics of feedback from humans and LLMs. *Sentence* denotes sentence-level feedback. *Urgent* denotes feedback marked as urgent. *Comments/Essay* indicates the average number of feedback comments per essay. *Mean Words* denotes feedback length per comment. Table 7 in the Appendix shows per instructor breakdown.

used) and provided consent, then were introduced to our specific feedback schema and the goal definitions. The complete human annotation guide is included in Appendix A.1.

Each essay in the corpus was independently annotated by two instructors via separate Google Docs. Instructors worked at their own pace, using the document’s commenting features to anchor feedback to specific sentences and to record goal labels, comment text, and urgency rankings (Figure 4 in the Appendix shows an example). Feedback comments violating the schema (e.g., no global comments) were returned for revision before being included in the dataset. Instructors were compensated at \$25 per hour, based on equivalent rates for writing instruction in the areas where data were collected. All personally identifiable information was removed before analysis; instructors are referred to by anonymized identifiers. The annotation protocol and data collection was approved by the relevant Institutional Review Board.

3.4 LLM Feedback Generation

To complement our instructor-written feedback, we generated feedback from four LLMs: GPT-5.2, Claude Sonnet 4.5 (standard), Llama 3.3 70B, and Qwen3-Next 80B. Our goal was to collect feedback from multiple open and closed model families, but did not use smaller models due to initial tests that suggested these models struggled to generate feedback within our schema (e.g., did not highlight text correctly). This aligns with prior work that has mostly used the largest available models for writing evaluations (Behzad et al., 2024b).

Each model received the same prompt template (Figure 5 in the Appendix), which mirrors the instructor instructions and requires output in a fixed JSON schema with fields for goal, sentence span, comment text, urgency rank, and global com-

ment. The four models produced 1,368 sentence-level comments and 276 global comments. Every model response was checked against two constraints: (i) the response must be valid JSON conforming to the schema; and (ii) each highlighted span must consist of one or more complete and contiguous sentences in the essay. Failures were re-sampled over multiple rounds; a few persistent span mismatches were corrected manually. Per-model failure rates are reported in Appendix A.2.

3.5 Description of FOXGLOVE

Dataset Overview Table 2 reports summary statistics, including the four models we compared. We discuss the quality ratings of both model and instructor feedback in §5.

Comment Volume and Length For sentence-level comments, instructors in total produced 558 comments (Mean = 4.04/essay/instructor; SD = 1.30); the four models in total produced 1,368 comments (Mean = 4.96/essay/model; SD = 0.72); instructor comments averaged 34.70 words (SD = 9.83); model comments averaged 83.64 words (SD = 5.79). For global comments, each feedback giver was required to make one global comment per essay. The mean word count for instructor global comments is 47.88 words (SD = 15.50), and 101.34 words (SD = 6.12) for models.

Goal distribution Humans and models distributed feedback across the five argumentative goals in similar proportions. *Claims* received the most feedback from both groups (39.96% instructor, 40.79% model), followed by *Position* (21.68%) for instructor and *Evidence* (20.47%) for models. *Counterclaim* (14.52% instructor, 12.87% model) and *Rebuttal* (5.73% instructor, 6.07% model) were the sparsest categories for both. The similar ranking of goals suggests convergent attention to higher-

level argumentative components by instructors and models. Table 8 in the Appendix reports distributions for all goals across instructors and models.

Urgency Rankings The average number of rankings across all feedback comments is 2.94 (SD = 0.35). Across all reviewers, *Claims* attracted the most urgent picks for both models and instructors (34.66% model, 38.56% instructors), followed by *Position*, *Evidence*, *Counterclaim*, and *Rebuttal*. Table 9 in the Appendix includes urgency distributions by goals for instructors and models.

4 Writing Feedback Analysis

We conduct two threads of analysis on 🌲 FOX-GLOVE to examine differences in instructor and model comments: agreement analysis on the highlighted essay spans and language analysis on the feedback comments themselves. Specifically, we asked: 1) do LLMs and instructors highlight the same parts of an essay? and 2) how do feedback comments differ between LLMs and instructors?

4.1 Do LLMs and Instructors Highlight the Same Parts of an Essay?

We compare highlight spans within instructors (Human-Human, denoted as H-H), within LLMs (Model-Model, M-M), and between instructors and LLMs (H-M) feedback pairs for each essay.

We first look at how much of each essay each type of feedback giver highlights. Instructors highlight on average 42.8% of essay. However, all LLMs highlight a higher percentage of essays than instructors, with GPT-5.2 and Claude Sonnet 4.5 highlighting the majority of each essay (over 80%). Table 6 in the Appendix reports the per-model highlighting behaviors.

Since the feedback schema anchors highlights at the sentence level, we classify each comment pair as *exact* agreement (both comments anchor to the same set of sentences), *inclusive* (one comment’s sentence set is a subset of the other’s), or *partial* agreement (their sentence sets intersect but neither is a subset). Overall, within-LLM pairs overlap most often (19.2%), ahead of H-M (18.0%) and H-H pairs (17.0%). Among three types of overlaps, *exact* overlap is the most common type for all (M-M, 62.7%; H-H, 52.8%; H-M, 50.7%).

Conditioning on the same essay *and* the same goal, both instructors and models were more likely to agree on the same sentences for *Counterclaim* and *Rebuttal* (M-M overlap 66% and 60%, H-H

36% and 31%, respectively) than for *Claim* and *Evidence* (M-M 27% each, H-H 17% and 21% respectively), as shown in Figure 2. Across every goal, models tended to have the highest share of overlapping pairs, and were more likely to match the *exact* span with other models.

Among overlapping pairs where both feedback givers assigned an urgency rank, exact agreement reached only 38.5%, with most disagreements off by a single tier (mean $|\Delta\text{rank}| = 0.79$). For all pairs, models agreed on the exact tier most often (22.2%), but instructors were more likely to *both* assign a rank at all (57.3% vs. 51.4% for M-M).

Beyond analyzing span overlaps, we ask whether instructors and LLMs attend to the same *regions* of an essay overall. LLMs and instructors share similar distributions of where feedback should land within an essay (Figure 3). For instructors and LLMs, the curves track very closely to each other for *Position* and *Claim*, as well as exhibit similar patterns in the rest of the categories.

Together, LLMs and instructors agree at a high level on *where* each kind of feedback belongs, as their feedback follows similar positional distributions across goals. However, pairwise span overlap for models and instructors is strongly goal-dependent, high for goals like *Counterclaim* and *Rebuttal* but lower for *Claim* and *Evidence*. Even when two feedback givers do land on the same span, they diverge on *how urgent* it is, agreeing on the exact urgency tier only about a fifth of the time.

4.2 How do Feedback Comments Differ between LLMs and Instructors?

Beyond *where* feedback lands, we ask how the comments themselves differ. We highlight three differences in comment language across instructors and models: comment readability, use of personal pronouns, and use of questions. Overall, our findings are consistent with prior literature that human comments are often more personal and engaging than LLM-generated ones (Go et al., 2025; Jiang and Hyland, 2025). Full per-model results can be found in Table 10 in the Appendix.

4.2.1 LLM Comments are Longer and Less Readable

The readability of language impacts how easy it is for students to understand and respond to (Walkington et al., 2018; Shute, 2008). Long, complex comments may be difficult for students to act on. LLM comments are more than twice as long as instructor

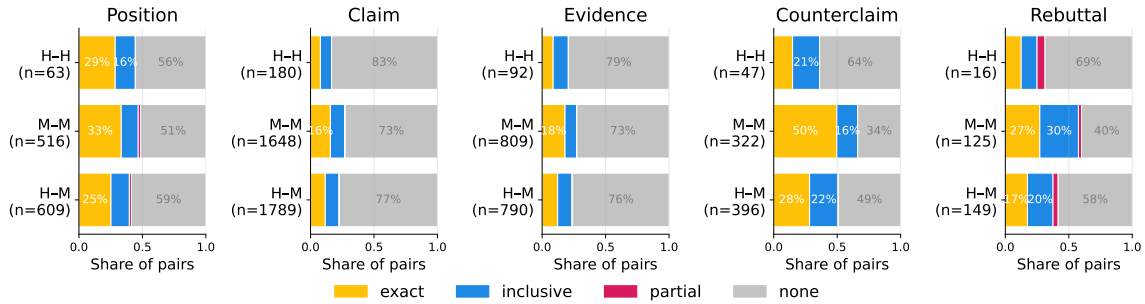


Figure 2: Sentence-span overlap between comment pairs, conditioned on both the same essay and the same argumentative goal. “H-H” stands for “human-human”, “M-M” is “model-model”, and “H-M” is “human-model”. We found that overlap is goal-dependent, as Counterclaim and Rebuttal show far higher overlap than the others.

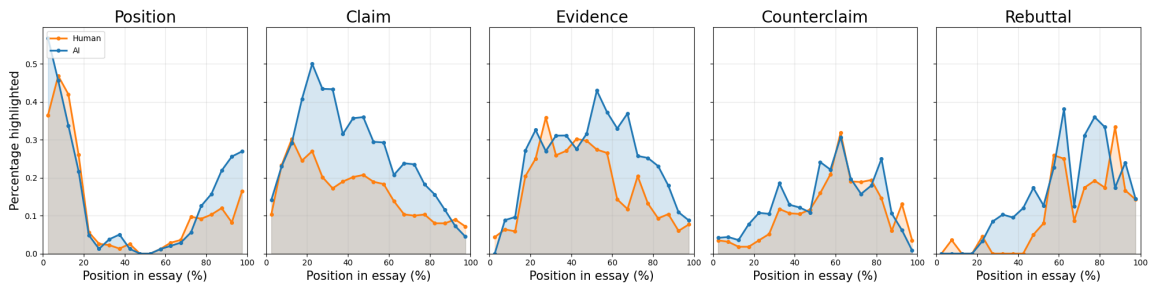


Figure 3: Highlight percentage by position for LLMs and instructor per goal. LLMs and instructor generally agree on where to highlight for each goal. The y-axis shows the percentage of sentences at a given position that are flagged for that specific goal for feedback, the x-axis shows the position in the essay in 5% bins.

ones, averaging 87.1 words against 37.9 (Table 2), and they are markedly harder to read. When analyzing comments using Flesch–Kincaid grade level (Flesch, 1948), a common measure of text readability, instructor feedback sits around grade 8.5 while LLM feedback reaches 14.4. The Dale-Chall readability score, a complementary measure that incorporates the share of words outside a familiar-word list (Chall and Dale, 1995), shows the same direction of complexity increase: 9.53 for instructors compared to 11.72 for LLMs. In practical terms, human comments read closer to a high-school level, whereas LLM comments are more demanding at roughly a college-graduate reading level.

4.2.2 Instructors Use More Pronouns

Pronouns provide a compact way to measure how feedback positions the writer and the reader relationship, distinguishing feedback framed as interpersonal communication from feedback that reads as detached assessment (Hyland, 2005). We therefore count first-person pronouns (e.g., “I”, “we”) and second-person pronouns (e.g., “you”, “your”) per 100 words.³ Human feedback has a higher den-

³We first lower-cased and tokenized feedback with spaCy’s `en_core_web_sm` model before counting pronouns.

sity of both. Humans average 1.26 first-person pronouns per 100 words, compared with only 0.03 for LLMs. Human instructors also use direct address more often: 5.19 vs. 3.75 second-person pronouns per 100 words. This contrast suggests that feedback from instructors is more conversational than LLMs. There is also meaningful variation across models: Claude Sonnet 4.5 and Qwen3-Next 80B approach human levels of second-person address, while Llama 3.3 70B uses very little.

4.2.3 Instructors Use More Questions

Questions can involve readers by prompting them to reconsider a choice rather than simply changing texts (Hyland, 2002). When analyzing question use, instructors use questions substantially more than LLMs. Similar to pronouns, we counted the number of question marks (“?”) in each piece of feedback and normalized per 100 words. This is a straightforward measure that captures explicitly punctuated questions rather than all interrogative sentences. Instructor feedback contains 0.85 questions per 100 words against just 0.23 for LLMs. Among models, Claude Sonnet 4.5 is the closest to humans (0.62), while others rarely ask questions.

5 Quality Ratings of Writing Feedback

To complement our analysis of feedback content, we explore how writing instructors perceive the quality of instructor-written and model-generated writing feedback. Prior work has generally characterized model-generated writing feedback as improving rapidly with overall model improvement: work on earlier models (e.g., GPT-4) suggested that generated feedback often focused on surface level characteristics of a student’s writing (Liang et al., 2024), while more recent work has found model feedback on students’ works to be broadly comparable to that of human experts (Steiss et al., 2024; Lu et al., 2026). Beyond the agreement and content analysis in §4, we collect and analyze expert instructor quality ratings to assess how feedback from each source compares along dimensions important for writing instruction.

5.1 Expert Rating Collection Process

We recruited two additional college-level English instructors at a U.S.-based university as our expert raters. We selected seven dimensions to rate feedback on to capture: informational quality of feedback (Accuracy of content, Accuracy of position, Relevance, Specificity), feedback usability for revision (Actionability, Clarity), and interpersonal aspects (Tone) (Steiss et al., 2024; Behzad et al., 2024a; Rashkin et al., 2025; Liu et al., 2026). Global feedback was not rated on positional accuracy. The two raters first familiarized themselves with the rating dimensions and interface (see Figure 6 in the Appendix) by rating four sets of feedback for one essay and calibrating ratings in a meeting with two researchers. We revised guidelines for the rating dimensions based on discussions with raters during the practice round (Appendix A.4 has more details). We did not include the data collected in this practice round. Raters worked independently and were blind to the source of each comment.

In total, we collected 1,430 ratings from 105 comments (61 from LLMs, 44 from humans) across five essays. For each essay we showed raters feedback from the two human instructors and two randomly sampled models. Each comment was then rated on 5-point Likert scales across the seven dimensions. The inter-rater reliability (IRR) between the two raters was Cohen’s $\kappa_w = 0.36$ for sentence-level feedback and $\kappa_w = 0.35$ for global feedback, indicating a fair level of agreement for a subjective task like feedback quality rating (Landis and Koch,

1977; Sap et al., 2020; Da San Martino et al., 2019).

5.1.1 LLM Feedback Receives Higher Ratings, and Length May Explain the Gap

We report the rating statistics for all comments in Table 3. For sentence level feedback, LLM feedback scored higher than human feedback on six out of seven dimensions: with the highest difference being in specificity ($\Delta = +1.85$), followed by actionability (+1.40). The only dimension models did not perform better on was tone (-0.19). The pattern for global comments was similar. One interesting pattern we observed was that our two raters often cited feedback being more comprehensive as their reasons for higher ratings. Because LLM feedback was substantially longer than human feedback (see Table 2), we further analyzed how comment length was associated with quality ratings.

To identify quality differences driven by length, we compute length-adjusted means for each dimension (Chodorow and Burstein, 2004; Dubois et al., 2025). For a dimension D , we fit an ordinary least square regression controlled for length, then evaluate at the overall mean length (≈ 64 words) and add back each side’s mean residual. This yields the human and LLM means we would expect if both produced feedback of average length. We refer to these estimates as adjusted score.

We found that a substantial part of the apparent human-model rating gap appears to be driven by length. Adjustment converges *both* sides rather than just lowering LLM scores: at the average length, human ratings rise and LLM ratings fall on every dimension except tone. The effect is largest for specificity ($1.85 \rightarrow 0.45$) and actionability ($1.40 \rightarrow 0.42$) for both human and model. We report the full analysis in Appendix §A.4.1.


6 Discussion

6.1 What Length Measures

The length difference between human and LLM feedback raises a broader question about what counts as “quality” in formative feedback. One way to interpret our finding is that longer comments simply look more thorough for human raters, thereby giving the appearance of “good” feedback (Bu et al., 2025). Another possible interpretation is that longer comments have a higher likelihood of containing good, specific, and actionable feedback. This creates a tension, as LLMs can generate long feedback cheaply while humans cannot. While




Dimension	Global Ratings			Sentence-Level Ratings		
	Human	LLMs	Δ	Human	LLMs	Δ
Accuracy (position)	N/A	N/A	N/A	4.19 (0.37)	4.38 (0.33)	+0.19
Accuracy (content)	3.80 (0.63)	4.50 (0.24)	+0.70	3.71 (0.72)	4.35 (0.34)	+0.65
Actionability	1.95 (0.60)	3.00 (0.53)	+1.05	2.21 (0.57)	3.61 (0.59)	+1.40
Clarity	3.00 (0.62)	3.60 (0.52)	+0.60	2.85 (0.66)	3.42 (0.54)	+0.57
Relevance	4.30 (0.35)	4.50 (0.24)	+0.20	3.93 (0.70)	4.35 (0.31)	+0.43
Specificity	2.50 (0.85)	4.15 (0.58)	+1.65	1.96 (0.48)	3.80 (0.66)	+1.85
Tone	3.95 (0.69)	3.20 (0.35)	-0.75	3.35 (0.69)	3.17 (0.33)	-0.19

Table 3: Human ratings of feedback quality. Values are means (SD) on a 1–5 scale; Δ denotes LLMs – Human. Positional accuracy is not relevant to global feedback ratings.


longer feedback may be considered higher quality in controlled settings, it may not lead to meaningful revision (Wu and Schunn, 2020). In fact, writers may simply ignore or skim longer feedback comments (Shute, 2008). Future use of  FOXGLOVE should examine whether longer LLM feedback translates into stronger student revisions, comprehension, and engagement, complementing expert ratings with downstream student outcomes.


6.2 The Value of Variation

An open question our dataset raises is the value of *variation* in feedback. We observe greater variation among human feedback than among LLMs, which tend to converge on similar spans and phrasing. Whether this consistency is desirable can be interpreted both ways. Variation can be a strength: good feedback is tailored to a particular writer, goal, and moment (Mah et al., 2025), so the homogenization of feedback across models may flatten the reader-specific responsiveness that makes human feedback effective. But variation is not automatically good, as it can also reflect inconsistency or noise.



This question can be interesting to both audiences  FOXGLOVE is meant to serve. For **model evaluators**, it reframes what alignment means: rather than optimizing solely toward expert-rated quality,  FOXGLOVE can serve as a testbed for whether eliciting more varied, reader-specific feedback improves usefulness. For **writing instructors**, it informs when LLM feedback is a reasonable substitute for, or complement to, human feedback, and where it falls short. Because  FOXGLOVE pairs feedback with quality ratings and highlighted spans along pedagogical dimensions (e.g., specificity, actionability, tone), it offers a reference point for judging whether a model’s consistency is an asset or a liability in a given classroom use.

6.3 What FOXGLOVE enables

Studying feedback uptake and revision  FOXGLOVE can serve as a starting point for controlled studies of how students act on feedback. Future work could have students revise essays based on different feedback, connecting expert ratings to outcomes such as revision quality, comprehension, and perceived usefulness—closing the loop between feedback quality as rated and as experienced.

Reusable protocols Our annotation protocol is designed for reuse. We include the full protocols for instructor (Appendix A.1) and LLM (Appendix A.2) feedback collection, and quality rating (Appendix A.4). We will release all code for LLM feedback generation and the rater interface upon publication. We hope this lowers the cost of benchmarking future systems against a common baseline, and we invite extensions of  FOXGLOVE to additional models as capabilities evolve.

7 Conclusion

We introduce  FOXGLOVE, a dataset of 696 feedback comments from trained human instructors paired with 1,644 comments from four LLMs, totaling 2,340 feedback comments across 69 twelfth-grade argumentative essays, paired with 1,430 expert quality ratings on a subset of feedback. Our analyses show that humans and LLMs agree broadly on where feedback belongs across argumentative goals and essay positions, but diverge at the sentence level and on urgency ratings. While LLM feedback receives higher expert ratings on six of seven quality dimensions, this advantage may come from comment length, as LLMs are more likely to generate substantially longer comments.  FOXGLOVE provides reusable protocols and a common benchmark to support that next step such as connecting rated quality to revision outcomes.

Limitations

We study a specific form of feedback: comments tied to predefined argumentative goals and assigned an urgency rank, collected in an academic setting at both the sentence and global level. This schema makes feedback comparable and analyzable, but it also privileges feedback organized around these predefined argumentative moves and may underrepresent feedback that falls outside it (e.g., encouragement and praise). Because both human and model feedback were collected under this schema, our results characterize feedback *within this paradigm* and may draw attention disproportionately to the types of feedback the schema makes easy to express.

The feedback in 🌲 FOXGLOVE was collected for the purpose of this study rather than drawn from authentic instructional settings. Feedback givers wrote feedback on essays they were assigned, without an ongoing relationship with the writer or knowledge of the writer's history. As a result, our findings describe how humans produce feedback *under these elicitation conditions*.

Ethical Considerations

Building on the first limitation, our schema and rubric encode one particular view of what good feedback is. Therefore, we intend 🌲 FOXGLOVE as one lens on feedback quality, not a definitive standard, and we encourage its use alongside other measures rather than as a sole criterion.

Additionally, our analysis compares a fixed set of models, raters, and essays at one point in time, and our quality ratings reflect the judgments of a small number of expert raters. These results should be read as one data point. In particular, we caution against using our finding that LLM feedback receives higher ratings to justify replacing human instructors: our ratings do not directly measure what actually helps students revise. Decisions about whether and how to deploy LLM feedback in education should rest on downstream student experience and outcomes, not on rated quality alone.

References

- Zack van Allen, Sylvie Forgues-Martel, Maddie J. Venables, Yosr Ghanney, Alexandre Villeneuve, Jarvis Dongmo, Meherin Ahmed, Douglas Archibald, and Kheira Jolin-Dahel. 2026. [Can AI Match Human Experts? Evaluating LLM-Generated Feedback on Resident Scholarly Projects](#). ISSN: 3067-2007 Pages: 2026.03.04.26346878.
- Shabnam Behzad, Omid Kashefi, and Swapna Somasundaran. 2024a. [Assessing Online Writing Feedback Resources: Generative AI vs. Good Samaritans](#). In *Proceedings of the 2024 Joint International Conference on Computational Linguistics, Language Resources and Evaluation (LREC-COLING 2024)*, pages 1638–1644, Torino, Italia. ELRA and ICCL.
- Shabnam Behzad, Omid Kashefi, and Swapna Somasundaran. 2024b. [LEAF: Language Learners' English Essays and Feedback Corpus](#). In *Proceedings of the 2024 Conference of the North American Chapter of the Association for Computational Linguistics: Human Language Technologies (Volume 2: Short Papers)*, pages 433–442, Mexico City, Mexico. Association for Computational Linguistics.
- Yuyan Bu, Liangyu Huo, Yi Jing, and Qing Yang. 2025. [Beyond excess and deficiency: Adaptive length bias mitigation in reward models for RLHF](#). In *Findings of the Association for Computational Linguistics: NAACL 2025*, pages 3091–3098, Albuquerque, New Mexico. Association for Computational Linguistics.
- J.S. Chall and E. Dale. 1995. *Readability Revisited: The New Dale-Chall Readability Formula*. Brookline Books.
- Martin Chodorow and Jill Burstein. 2004. [BEYOND ESSAY LENGTH: EVALUATING E-RATER®'S PERFORMANCE ON TOEFL® ESSAYS](#). *ETS Research Report Series*, 2004(1).
- Elizabeth F. Churchill, Jonathan Trevor, Sara Bly, Les Nelson, and Davor Cubranic. 2000. [Anchored conversations: chatting in the context of a document](#). In *Proceedings of the SIGCHI conference on Human Factors in Computing Systems*, pages 454–461, The Hague The Netherlands. ACM.
- Steven Coyne, Diana Galvan-Sosa, Ryan Spring, Camélia Guerraoui, Michael Zock, Keisuke Sakaguchi, and Kentaro Inui. 2025. [Annotating errors in english learners' written language production: Advancing automated written feedback systems](#). In *Artificial Intelligence in Education*, pages 292–306, Cham. Springer Nature Switzerland.
- S.A. Crossley, Y. Tian, P. Baffour, A. Franklin, M. Benner, and U. Boser. 2024. [A large-scale corpus for assessing written argumentation: PERSUADE 2.0](#). *Assessing Writing*, 61:100865.
- Giovanni Da San Martino, Seunghak Yu, Alberto Barrón-Cedeño, Rostislav Petrov, and Preslav Nakov. 2019. [Fine-grained analysis of propaganda in news](#)

- articles. In *Proceedings of the 2019 Conference on Empirical Methods in Natural Language Processing and the 9th International Joint Conference on Natural Language Processing (EMNLP-IJCNLP)*, pages 5636–5646, Hong Kong, China. Association for Computational Linguistics.
- Yann Dubois, Balázs Galambosi, Percy Liang, and Tatsunori B. Hashimoto. 2025. [Length-Controlled AlpacaEval: A Simple Way to Debias Automatic Evaluators](#). *arXiv preprint*. ArXiv:2404.04475 [cs.LG].
- Rudolph Flesch. 1948. [A new readability yardstick](#). *Journal of Applied Psychology*, 32(3):221–233.
- Linda Flower and John R. Hayes. 1981. [A Cognitive Process Theory of Writing](#). *College Composition and Communication*, 32(4):365–387. Publisher: National Council of Teachers of English.
- Wooyoung Go, Hyoungshick Kim, Alice Oh, and Yongdae Kim. 2025. [XDAC: XAI-driven detection and attribution of LLM-generated news comments in Korean](#). In *Proceedings of the 63rd Annual Meeting of the Association for Computational Linguistics (Volume 1: Long Papers)*, pages 22728–22750, Vienna, Austria. Association for Computational Linguistics.
- Camelia Guerraoui, Paul Reiser, Naoya Inoue, Farjana Sultana Mim, Keshav Singh, Jungmin Choi, Irfan Robbani, Shoichi Naito, Wenzhi Wang, and Kentaro Inui. 2023. [Teach Me How to Argue: A Survey on NLP Feedback Systems in Argumentation](#). In *Proceedings of the 10th Workshop on Argument Mining*, pages 19–34, Singapore. Association for Computational Linguistics.
- Ken Hyland. 2002. [What do they mean? questions in academic writing](#). *Text & Talk*, 22(4):529–557.
- Ken Hyland. 2005. [Stance and engagement: a model of interaction in academic discourse](#). *Discourse Studies*, 7(2):173–192.
- Feng Kevin Jiang and Ken Hyland. 2025. [Does ChatGPT write like a student? engagement markers in argumentative essays](#). *Written Communication*, 42(3):463–492.
- Omid Kashefi, Tazin Afrin, Meghan Dale, Christopher Olshefski, Amanda Godley, Diane Litman, and Rebecca Hwa. 2022. [ArgRewrite V.2: an annotated argumentative revisions corpus](#). *Language Resources and Evaluation*, 56(3):881–915.
- Khan Academy. 2025. [Khan academy annual report: SY24-25](#). Accessed May 2026.
- J Richard Landis and Gary G Koch. 1977. The measurement of observer agreement for categorical data. *biometrics*, pages 159–174.
- Weixin Liang, Yuhui Zhang, Hancheng Cao, Binglu Wang, Daisy Yi Ding, Xinyu Yang, Kailas Vodrahalli, Siyu He, Daniel Scott Smith, Yian Yin, Daniel A. McFarland, and James Zou. 2024. [Can large language models provide useful feedback on research papers? a large-scale empirical analysis](#). *NEJM AI*, 1(8):A10a2400196.
- Suqing Liu, Bogdan Simion, Christopher Eaton, and Michael Liut. 2025. [A Comparative Study of Technical Writing Feedback Quality: Evaluating LLMs, SLMs, and Humans in Computer Science Topics](#). *arXiv preprint*. ArXiv:2601.11541 [cs] version: 1.
- Yijun Liu, John Gallagher, Sarah Sterman, and Tal August. 2026. [From crafting text to crafting thought: Grounding ai writing support to writing center pedagogy](#). In *Proceedings of the 2026 CHI Conference on Human Factors in Computing Systems, CHI '26*, New York, NY, USA. Association for Computing Machinery.
- Xinyi Lu, Kexin Phyllis Ju, Mitchell Dudley, Larissa Sano, and Xu Wang. 2026. [Ai-mediated feedback improves student revisions: A randomized trial with feedbackwriter in a large undergraduate course](#). In *Proceedings of the 2026 CHI Conference on Human Factors in Computing Systems, CHI '26*, New York, NY, USA. Association for Computing Machinery.
- Christopher Mah, Mei Tan, Lena Phalen, Alexa Sparks, and Dorottya Demeszky. 2025. [From Sentence-Corrections to Deeper Dialogue: Qualitative Insights from LLM and Teacher Feedback on Student Writing](#). Publisher: edworkingpapers.com.
- Jennifer Meyer, Thorben Jansen, Ronja Schiller, Lucas W. Liebenow, Marlene Steinbach, Andrea Horbach, and Johanna Fleckenstein. 2024. [Using llms to bring evidence-based feedback into the classroom: Ai-generated feedback increases secondary students' text revision, motivation, and positive emotions](#). *Computers and Education: Artificial Intelligence*, 6:100199.
- Haile Misgna, Byung-Won On, Ingyu Lee, and Gyu Sang Choi. 2026. [LEAF++: Trait-Annotated Essay Feedback Dataset With Validation of Trait Scores via LLMs](#). *IEEE Access*, 14:9062–9082.
- Kritish Pahi, Shiplu Hawlader, Eric Hicks, Alina Zaman, and Vinhthuy Phan. 2024. [Enhancing active learning through collaboration between human teachers and generative AI](#). *Computers and Education Open*, 6:100183.
- Ildiko Pilan, John Lee, Chak Yan Yeung, and Jonathan Webster. 2020. [A Dataset for Investigating the Impact of Feedback on Student Revision Outcome](#). In *Proceedings of the Twelfth Language Resources and Evaluation Conference*, pages 332–339, Marseille, France. European Language Resources Association.
- Hannah Rashkin, Elizabeth Clark, Fantine Huot, and Mirella Lapata. 2025. [Help me write a story: Evaluating LLMs' ability to generate writing feedback](#). In *Proceedings of the 63rd Annual Meeting of the Association for Computational Linguistics (Volume 1: Long Papers)*, pages 25827–25847, Vienna, Austria. Association for Computational Linguistics.

- Maarten Sap, Saadia Gabriel, Lianhui Qin, Dan Jurafsky, Noah A. Smith, and Yejin Choi. 2020. [Social bias frames: Reasoning about social and power implications of language](#). In *Proceedings of the 58th Annual Meeting of the Association for Computational Linguistics*, pages 5477–5490, Online. Association for Computational Linguistics.
- Valerie J Shute. 2008. Focus on formative feedback. *Review of educational research*, 78(1):153–189.
- Nancy Sommers. 1982. [Responding to student writing](#). *College Composition and Communication*, 33(2):148–156.
- Jacob Steiss, Tamara Tate, Steve Graham, Jazmin Cruz, Michael Hebert, Jiali Wang, Youngsun Moon, Waverly Tseng, Mark Warschauer, and Carol Booth Olson. 2024. [Comparing the quality of human and ChatGPT feedback of students’ writing](#). *Learning and Instruction*, 91:101894.
- Candace Walkington, Virginia Clinton, and Pooja Shivraj. 2018. How readability factors are differentially associated with performance for students of different backgrounds when solving mathematics word problems. *American Educational Research Journal*, 55(2):362–414.
- Zhengxiang Wang, Veronika Makarova, Zhi Li, Jordan Kodner, and Owen Rambow. 2025. [LLMs can perform multi-dimensional analytic writing assessments: A case study of L2 graduate-level academic English writing](#). In *Proceedings of the 63rd Annual Meeting of the Association for Computational Linguistics (Volume 1: Long Papers)*, pages 8637–8663, Vienna, Austria. Association for Computational Linguistics.
- Chunhua Weng and John H. Gennari. 2004. [Asynchronous collaborative writing through annotations](#). In *Proceedings of the 2004 ACM conference on Computer supported cooperative work*, pages 578–581, Chicago Illinois USA. ACM.
- Yong Wu and Christian D. Schunn. 2020. [From feedback to revisions: Effects of feedback features and perceptions](#). *Contemporary Educational Psychology*, 60:101826.
- Aoran Zhang and Chunli Jiang. 2026. [Beyond grammar checking: the impact of LLM-based instruction on writing strategies for self-regulated learning in EFL contexts](#). *Cogent Education*, 13(1):2574333. _eprint: <https://doi.org/10.1080/2331186X.2025.2574333>.
- Mike Zhang, Amalie Pernille Dilling, Léon Gondelman, Niels Erik Ruan Lyngdorf, Euan D. Lindsay, and Johannes Bjerva. 2026. [SEFL: A Framework for Generating Synthetic Educational Assignment Feedback with LLM Agents](#). *arXiv preprint*. ArXiv:2502.12927 [cs].
- Dennis Zyska, Alla Rozovskaya, Iliia Kuznetsov, and Iryna Gurevych. 2026. [Exposía: Teaching and Assessment of Academic Writing Skills for Research Project Proposals and Peer Feedback](#). *arXiv preprint*. Version Number: 2.
- Sacha Zyto, David Karger, Mark Ackerman, and Sanjoy Mahajan. 2012. [Successful classroom deployment of a social document annotation system](#). In *Proceedings of the SIGCHI Conference on Human Factors in Computing Systems*, pages 1883–1892, Austin Texas USA. ACM.

A Appendix

The PERSUADE corpus (Crossley et al., 2024) is distributed under a CC BY-NC-SA 4.0 license.⁴ Our use is consistent with its intended research use, and we release our derived data under the same CC BY-NC-SA 4.0 license to comply with its Share-Alike terms. All artifacts are intended for research use only.

A.1 Human Feedback Instruction

Below is the instruction document we sent to instructors. Each essay is paired with three goals. Each essay is paired with three goals. We selected these by first identifying the argumentative goals that PERSUADE 2.0 did not rate as fully achieved for that essay, then randomly sampling three of them. LLMs and humans receive the same set of goals for each essay.

You may provide one or multiple feedback comments addressing one or multiple goals, depending on where you see the need for improvement. Before starting to provide feedback, please first read through the essay.

For each goal:

- Identify the relevant part(s) of the essay (specific sentences or sections).
- Each feedback should only be addressing one goal; if you need to address multiple goals for the same selection of sentences, write multiple feedback comments.
- When selecting a section to give feedback, the section should at least be a continuous unit of full sentences (e.g., you should not select a half sentence).
- Write feedback that:
 - Addresses the issue described in the goal.
 - Explains what the problem is and why it matters.
 - Suggests ways to improve without rewriting the student’s text.
 - Do NOT address lower order concerns such as grammatical, punctuation, spelling, or sentence structure.
 - Use different comment threads for different feedback.

⁴<https://creativecommons.org/licenses/by-nc-sa/4.0/>

- The feedback should be standalone (e.g., do not refer to earlier feedback without details).
- Maintain a constructive tone. Encourage revision and reflection rather than correction.
- Write in complete sentences with clear grammar and style.

After Writing Feedback Select and then rank the top three comments that are most urgent for improving the essay’s argumentative quality. To rank, reply directly to each selected comment with its rank number (1 = most urgent, then 2, and 3). Write as Rank 1/2/3.

To Rank: 1) Hover on your feedback comment 2) Click on your feedback comment, a text box will appear; put in your rank 3) Click “Reply”.

A.1.1 Goal Definition

- Thesis (Position): State a clear, specific stance that’s closely related to the topic of the prompt.
- Claim: Build claims that are closely relevant to the writer’s position and back it up with specific points or perspectives.
- Counterclaim: Present a reasonable, relevant objection that represents a valid opposing view to the writer’s position.
- Rebuttal: Directly answer and refute the counterclaim.
- Evidence: Provide evidence that’s closely relevant to the writer’s claims and backs them up with concrete facts, examples, research, statistics, or studies.

A.2 LLM Instructions and Output Validation

We prompted each of four models (claude-sonnet-4-5, gpt-5.2, llama3-3-70b, and qwen3-next-80b) to generate feedback for every essay in our dataset using the template shown in Figure 5 at temperature 0. gpt-5.2 was accessed through the official OpenAI API, while all other models were accessed through the Amazon Bedrock API.

Retry procedure. Each generated record was checked against the feedback schema described in §3.2. Records that failed any check were re-generated. Round v_0 denotes the initial generation;

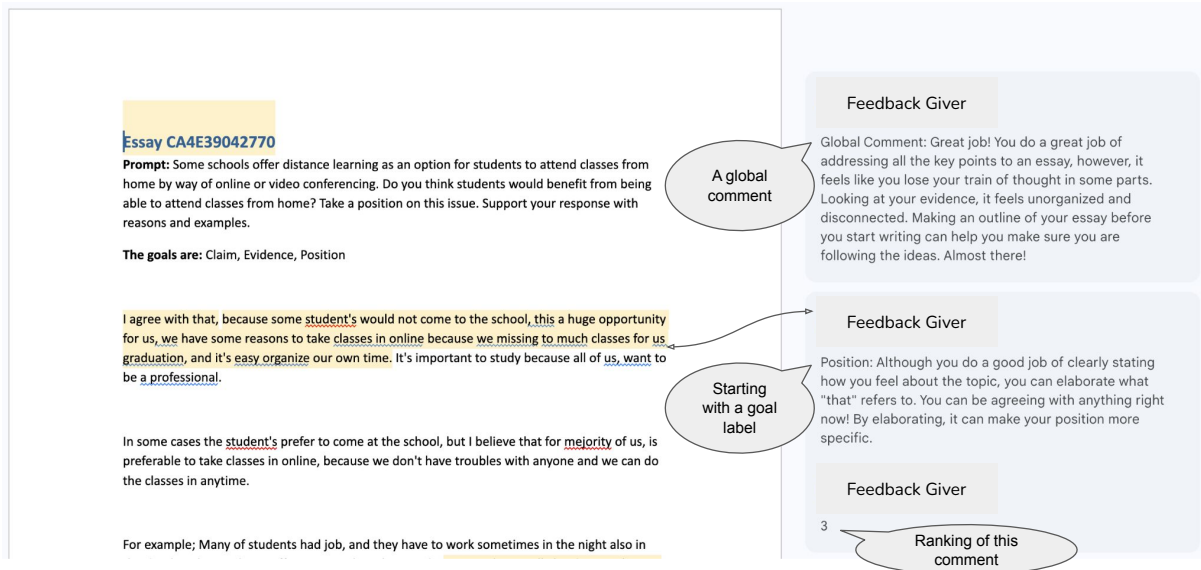


Figure 4: The Feedback Giver interface on Google Docs, showing global and span-level comments on a student essay, each with a goal label and a priority ranking.

in round v_k ($k \geq 1$), every (essay, model) pair that still had at least one failing run in v_{k-1} was re-sampled with three fresh attempts at temperature 0. The loop continued until either all records validated or no further progress was made. In our experiments, claude-sonnet-4-5 and llama3-3-70b converged automatically (by v_2 and v_5 respectively), but gpt-5.2 and qwen3-next-80b plateaued: through v_8 , both models continued to fail deterministically on the same handful of span-highlighting cases, regenerating slightly paraphrased quotes rather than verbatim text on every retry. For these residual records we therefore performed a manual intervention at v_9 , editing the offending highlight strings by hand to match the essay verbatim. Table 4 reports the per-round failure rate, computed as the fraction of records *attempted in that round* that did not pass validation; the v_9 column for gpt-5.2 and qwen3-next-80b reflects this manual correction. Dashes (–) indicate that the model had already fully converged before that round.

Failure modes. We classify each failure by the first violated criterion. Table 5 aggregates failure counts across all rounds. The categories are: *generation_error*—the response could not be JSON-extracted at all and was logged as a raw string; *span_not_in_essay*—a feedback item quoted text that did not match any region of the essay; and *urgency_rank*—the Urgency_Rank field was empty or repeated. Notably, all generations included a

global comment, so there were no failures on this category at all.

A.3 Additional Description and Analysis Results

A.4 Human Rater Instruction

1. How relevant is this feedback to the assigned writing goal?

Not at all · Slightly · Moderately · Highly · Fully

We want to know if the feedback stays on topic with the assigned writing goal. If the feedback includes other irrelevant or less-relevant topics, you can lower your score. Relevance to the writing goal is not affected by other factors such as length.

2. How accurate is the feedback location (the highlighted parts it focuses on)?

Not at all · Slightly · Moderately · Mostly · Fully

We want to know if the highlight points to where the issue actually exists and isolates only the relevant text without capturing more than necessary.

3. How accurate is the feedback content itself with respect to the goal?

Not at all · Slightly · Moderately · Mostly · Fully

We want to know if the feedback is factually correct. Accuracy to the writing goal is not

Model	v_0	v_1	v_2	v_3	v_4	v_5	v_6	v_7	v_8	v_9
claude-sonnet-4-5	0.013	0.167	0.000	–	–	–	–	–	–	–
gpt-5.2	0.013	0.143	0.333	0.333	0.500	0.333	0.333	0.333	0.333	0.000
llama3-3-70b	0.026	0.417	0.333	0.167	0.000	–	–	–	–	–
qwen3-next-80b	0.094	0.750	0.333	0.667	0.750	0.667	0.778	0.556	0.556	0.000

Table 4: Per-round failure rate by model. Dashes indicate rounds not reached.

Model	Generation Error	Span Not in Essay	Urgency Rank	Total
qwen3-next-80b	0	65	24	89
gpt-5.2	0	21	0	21
llama3-3-70b	0	15	0	15
claude-sonnet-4-5	4	0	0	4

Table 5: Failure counts by category, aggregated across all retry rounds.

	Characters		% Highlighted	
	Mean	Median	Mean	Median
Feedback giver				
Instructor	931	845	42.8%	36.8%
GPT-5.2	1897	1778	88.3%	83.2%
Claude Sonnet 4.5	1798	1712	82.1%	78.8%
Llama 3.3 70B	1153	1069	53.8%	49.7%
Qwen3-Next 80B	1010	963	46.2%	39.5%

Table 6: Summary statistics of highlighted spans per (essay, feedback giver). For humans, values are averaged across the two feedback givers per essay. LLMs generally highlighting more than that of in humans.

affected by other factors such as length.

4. How specific is this feedback in the level of detail it provides?

Poor · Fair · Good · Very Good · Excellent

We want to know if the feedback points out the exact issue and explains why it is a problem. Vague feedback that only gives a high-level issue should be rated as poor, even if it is long. Specificity is not affected by other factors such as length.

5. How clear is this feedback?

Poor · Fair · Good · Very Good · Excellent

We want to know if a high school student would understand this feedback without confusion, such as whether there are words that a high school student might not know. Excessively long or wordy feedback that makes the message harder to extract should be penalized.

6. How actionable is this feedback for revising the writing?

Poor · Fair · Good · Very Good · Excellent

We want to know if the student would know what changes to make to improve their essay after reading this. Actionable means the student writer could take a writing action in response to the feedback. Actionability is not affected by other factors such as length.

7. How would you describe the overall tone of this feedback?

Very negative · Somewhat negative · Neutral · Positive · Very positive

We want to know how encouraging or discouraging the feedback is. Being direct is not equivalent to being negative.

A.4.1 Length-Adjusted Quality Ratings

To separate quality differences from length differences, we fit an OLS regression of each rubric dimension on word count for sentence-level feedback,

$$D = \beta_0 + \beta_{\text{length}} \cdot \text{words} + \varepsilon,$$

on the 85 rated items (Table 11). Length was a significant positive predictor of every dimension except tone (which was marginally negative, $p = .059$): one additional word in a feedback comment corresponded to an increase of $+0.033$ on specificity (95% CI $[0.029, 0.037]$, $R^2 = 0.75$), $+0.023$ on actionability ($R^2 = 0.54$).

We then computed length-adjusted means by adding each side’s mean residual from this model to the model’s prediction at the overall mean feedback length ($\bar{\ell} \approx 64$ words). These are the predicted scores we would observe if both humans and LLMs had written feedback at the average length.

Feedback Giver	Total	Global	Sentence	Urgent	Comments/Essay (Median)	Mean Words (Median)
Human (all)	696	138	558	389	5.04 (4)	37.94 (35.0)
R1	36	9	27	24	4.00 (4)	35.25 (35.5)
R2	32	7	25	21	4.57 (5)	31.62 (28.0)
R3	10	2	8	3	5.00 (5)	35.70 (31.0)
R4	57	10	47	29	5.70 (5)	61.51 (60.0)
R5	70	17	53	51	4.12 (4)	24.33 (20.0)
R6	74	9	65	26	8.22 (8)	18.51 (13.5)
R7	42	8	34	23	5.25 (5)	36.14 (34.0)
R8	81	20	61	60	4.05 (4)	35.89 (36.0)
R9	31	5	26	9	6.20 (6)	36.19 (34.0)
R10	70	15	55	45	4.67 (4)	38.06 (37.5)
R11	30	9	21	17	3.33 (3)	20.87 (20.5)
R12	27	6	21	18	4.50 (4)	42.22 (43.0)
R13	85	12	73	36	7.08 (7)	62.05 (61.0)
R14	51	9	42	27	5.67 (5)	38.02 (38.0)

Table 7: Summary statistics of human feedback by each individual instructor feedback giver.

Feedback Giver	Position	Claim	Evidence	Counterclaim	Rebuttal	Row Total
Humans	121 (21.7%)	223 (40.0%)	101 (18.1%)	81 (14.5%)	32 (5.7%)	558
LLM Total	271 (19.8%)	558 (40.8%)	280 (20.5%)	176 (12.9%)	83 (6.1%)	1368
GPT-5.2	87 (22.5%)	161 (41.6%)	75 (19.4%)	45 (11.6%)	19 (4.9%)	387
Claude Sonnet 4.5	76 (17.5%)	197 (45.4%)	95 (21.9%)	47 (10.8%)	19 (4.4%)	434
Llama 3.3 70B	56 (17.4%)	121 (37.7%)	70 (21.8%)	48 (15.0%)	26 (8.1%)	321
Qwen3-Next 80B	52 (23.0%)	79 (35.0%)	40 (17.7%)	36 (15.9%)	19 (8.4%)	226
Total	392 (20.4%)	781 (40.6%)	381 (19.8%)	257 (13.3%)	115 (6.0%)	1926

Table 8: Distribution of feedback comments across argumentative goals by feedback giver.

Feedback giver	Position	Claim	Evidence	Counterclaim	Rebuttal	Row total
Humans	88 (22.6%)	150 (38.6%)	65 (16.7%)	59 (15.2%)	27 (6.9%)	389
LLM Total	198 (23.9%)	287 (34.7%)	146 (17.6%)	137 (16.5%)	60 (7.2%)	828
GPT-5.2	60 (29.0%)	65 (31.4%)	36 (17.4%)	34 (16.4%)	12 (5.8%)	207
Claude Sonnet 4.5	49 (23.7%)	76 (36.7%)	36 (17.4%)	30 (14.5%)	16 (7.7%)	207
Llama 3.3 70B	42 (20.3%)	73 (35.3%)	39 (18.8%)	38 (18.4%)	15 (7.2%)	207
Qwen3-Next 80B	47 (22.7%)	73 (35.3%)	35 (16.9%)	35 (16.9%)	17 (8.2%)	207
Total	286 (23.5%)	437 (35.9%)	211 (17.3%)	196 (16.1%)	87 (7.1%)	1217

Table 9: Distribution of urgent feedback comments across argumentative goals by feedback giver.

Feedback giver	Readability		Pronouns (per 100 words)		Questions
	F-K grade	Dale–Chall	First-person	Second-person	(per 100 words)
Instructors	8.53	9.53	1.26	5.19	0.85
LLM Total	14.37	11.72	0.03	3.75	0.23
GPT-5.2	14.92	11.29	0.04	3.74	0.05
Claude Sonnet 4.5	13.80	11.77	0.04	5.17	0.62
Llama 3.3 70B	14.18	11.73	0.02	1.03	0.03
Qwen3-Next 80B	14.77	12.32	0.04	4.95	0.09
Total	12.63	11.07	0.40	4.18	0.41

Table 10: Language and content measures of feedback from humans and LLMs. Each cell reports the mean across feedback comments. F-K grade denotes Flesch–Kincaid grade level. Dale–Chall denotes the Dale–Chall readability score. Higher values for both readability measures indicate less readable text. First-person and second-person pronouns are reported per 100 words. Questions are measured as question marks per 100 words.

Prompt for Feedback Generation

You are an expert high school writing instructor. Provide formative, constructive feedback on the following student essay based on three specific writing goals.

****Goal Definitions:**** - Position: State a clear, specific stance that's closely related to the topic of the prompt. - Claim: Build claims that are closely relevant to the writer's position and back it up with specific points or perspectives. - Counterclaim: Present a reasonable, relevant objection that represents a valid opposing view to the writer's position. - Rebuttal: Directly answer and refute the counterclaim. - Evidence: Provide evidence that's closely relevant to the writer's claims and backs them up with concrete facts, examples, research, statistics, or studies.

****Instructions:**** Address only the issues reflected in the assigned goals. You may provide one or multiple feedback comments addressing one or multiple goals, depending on where you see the need for improvement.

For each goal: 1. Identify the relevant part(s) of the essay (specific sentences or sections verbatim in the essay). When selecting a section to give feedback, the section should at least be a continuous unit of full sentences (e.g., you should not select a half sentence). 2. Each feedback should only address one goal; if you need to address multiple goals for the same selection of sentences, write multiple feedback comments. 3. Write feedback that: a) Addresses the issue described in the goal; b) Explains what the problem is and why it matters; c) Suggests ways to improve without rewriting the student's text; d) Do NOT address lower order concerns such as grammatical, punctuation, spelling, or sentence structure; e) The feedback should be standalone (e.g., do not refer to earlier feedback without details). 3. Maintain a constructive tone. Encourage revision and reflection rather than correction. 4. Write in complete sentences with clear grammar and style.

After providing feedback to each goal: 1. Rank the top three individual comments that are most urgent for improving the essay's argumentative quality (1 = most urgent). Each rank should apply to one comment only, not an entire goal. One goal can have multiple comments; each comment is ranked individually. You should only rank the top three comments; other comments should have "None" as their rank. 2. Provide a global comment that synthesizes the issues in the essay.

Return your response in JSON form.

Essay: {essay_text}

Three Goals: {goals}

JSON Format:

```
[[
  "Feedback": [
    {
      "Goal_addressed": "",
      "Sentences/sections": "",
      "Feedback_content": "",
      "Urgency_Rank": "1, 2, 3, or None"
    }
  ],
  "Global_Comment": ""
]]
```

Figure 5: Prompt for LLM Feedback Generation adapted from human tutor instructions.

Rating Guide
?

Essay
 1DF74255B4B4

Feedback Set
 Feedback Set A

Progress: 1/20 feedback sets finished 1DF74255B4B4: 0/4 feedback sets finished
 Log out

School is the place for every students to meet each other for 9 hours , in 4 different classes , and 4 different teachers . I do not think the students will benefit for being able to attend classes from home or online classes because this resolution will make the student solitary . there is no interrupted reasons or thing that will make me agree with this resolution , and in my opinion when you learn face to face or when you see the teacher explain every thing for you that will make your brain learn more . Also , the schools do inefficiency and culture clubs that will interest you because it support the talent .

First ,

They will not be able to make friendship on the home, but in school they will have a chance to make more friends . And you can meet you favorite teachers , Again , school is the place for every students meet on for 9 hours, in 4 different classes , and 4 different teachers .

Second ,

There is uninterrupted seasons for students to stay at home, maybe their reason is when they wake up on the morning at 6 am , that is hard I agree , but not harder then stay on the home all the day ,and they will be lazy because when they wake up at 6 am morning , the brain be energetic and getting more thing to learn quickly . And may be their reasons homework , they can finish their homework during the study block if they have or line lunch ;

however , online schools they give homework too . Third , some students will do nothing of school work on home, " my school make the students stay on home on Monday to do visual leaning day and the truth no did nothing form the assignment the teacher put on the app called Schoolgy..... "

learn on school is better in my opinion because when you learn face to face or when you see the teacher explain every thing and every details , for you that will make your brain learn and understand more .

Therefore , school is better then home online classes because that will make the student

Feedback Set A · 1/4 cards

Goal: Claim ?

Feedback: Your claim that online learning makes students solitary and hinders learning is a strong position, but it lacks specificity in how solitude directly impacts learning outcomes. To strengthen this claim, consider clearly identifying one or two distinct ways solitude from online learning negatively affects academic growth—such as reduced peer collaboration or diminished accountability—so your argument becomes more focused and persuasive.

How relevant is this feedback to the assigned writing goal? ?

Not at all Slightly Moderately **Highly** Fully

How accurate is the feedback location (the highlighted parts it focuses on)? ?

Not at all Slightly Moderately **Mostly** Fully

How accurate is the feedback content itself with respect to the writing goal? ?

Not at all Slightly Moderately **Mostly** Fully

How specific is this feedback in the level of detail it provides? ?

Poor Fair Good **Very Good** Excellent

How clear is this feedback? ?

Poor Fair Good **Very Good** Excellent

How actionable is this feedback for revising the writing? ?

Poor Fair Good **Very Good** Excellent

How would you describe the overall tone of this feedback? ?

Very negative Somewhat negative **Neutral** Positive Very Positive

Back
Next

Figure 6: Rater interface for evaluating feedback quality. The left panel displays the student essay with the feedback-relevant text highlighted, while the right panel shows one feedback item, its identified writing goal, and rating questions across seven dimensions: relevance, location accuracy, content accuracy, specificity, clarity, actionability, and tone.

Dimension	β_{length}	SE	t	p	R^2
Accuracy (content)	0.0096	0.0021	4.57	< .001	0.20
Accuracy (position)	0.0032	0.0013	2.44	.017	0.07
Actionability	0.0233	0.0023	9.95	< .001	0.54
Clarity	0.0106	0.0022	4.76	< .001	0.22
Relevance	0.0062	0.0020	3.14	.002	0.11
Specificity	0.0331	0.0021	15.92	< .001	0.75
Tone	-0.0037	0.0019	-1.92	.059	0.04

Table 11: OLS regression of each rubric dimension on feedback length (in words). For each dimension D , we fit $D = \beta_0 + \beta_{\text{length}} \cdot \text{words} + \varepsilon$ on the 85 rated items. β_{length} is the estimated change in rating per additional word; R^2 is the proportion of variance in D explained by length alone.

Dimension	Raw means			Length-adjusted means		
	Human	LLM	Δ_{raw}	Human _{adj}	LLM _{adj}	Δ_{adj}
Accuracy (content)	3.71	4.35	+0.65	3.95	4.19	+0.24
Accuracy (position)	4.19	4.38	+0.19	4.27	4.33	+0.06
Actionability	2.21	3.61	+1.40	2.80	3.21	+0.42
Clarity	2.85	3.42	+0.57	3.12	3.24	+0.12
Relevance	3.93	4.35	+0.43	4.08	4.25	+0.17
Specificity	1.96	3.80	+1.85	2.80	3.24	+0.45
Tone	3.35	3.17	-0.19	3.26	3.23	-0.03

Table 12: Raw and length-adjusted means by rubric dimension. Length-adjusted means are computed by adding each side’s mean residual from the length-only regression (Table 11) to the model’s prediction at the overall mean feedback length ($\bar{\ell} \approx 64$ words), giving the predicted rating if both sides had written feedback at the same average length. $\Delta = \text{LLM} - \text{Human}$.