

OUVIA: A User-centered Framework for Measuring Usability of Speech Translation in Real-World Communication Scenarios

Giuseppe Attanasio[^], Beatrice Savoldi^Φ, Daniel Chechelnitsky^Π
Matteo Negri^Φ, Marine Carpuat^Υ, Maarten Sap^Π, André F.T. Martins^{Σ^ΛT}

[^] Instituto de Telecomunicações, ^Φ Fondazione Bruno Kessler, ^Π Carnegie Mellon University
^Υ University of Maryland, ^Σ Instituto Superior Técnico, ^T TransPerfect
giuseppe.attanasio@lx.it.pt

Abstract

Speech translation (ST) is increasingly adopted in user applications, yet its evaluation largely focuses on decontextualized testbeds and holistic quality, rather than end users’ communication needs. We introduce OUVIA, an evaluation framework for measuring user-perceived *usability* of speech translation outputs in real-world settings. OUVIA focuses on one-to-one communication: an English speaker needs to convey a request to a Portuguese speaker, and the message is automatically translated. Through a custom web app and multi-phase study design, we collect more than 1,750 such interactions in healthcare and everyday situations, mediated by four ST systems, involving speakers from three English dialects and two genders. We find that modern ST serves people only to a limited extent—only around half of interactions are rated as usable—with significant gaps in reported usability across demographic groups. Moreover, among quality metrics, we find that QA-based evaluation is a substantially stronger predictor of real-world usability than standard approaches. Together, these findings stress the importance of situated, user-centered evaluation frameworks that go beyond holistic quality scores and attend to who the technology serves—and how well.¹

1 Introduction

Speech translation now underpins a broad range of user-facing applications, from cross-lingual real-time conferencing to software for multilingual education² or clinical healthcare triage.³ A key catalyst of this progress is the field’s ability to *evaluate* translation systems rigorously, whether through targeted evaluation campaigns (Salesky et al., 2025) or scalable automatic quality metrics (e.g., Rei et al., 2022; Han et al., 2024; Juraska et al., 2025).

¹Study platform and data under CC-BY 4.0 at <https://github.com/g8a9/ouvia>.

²<https://www.wordly.ai/education-translation>

³<https://www.caretotranslate.com/>

While laudable, these efforts address only a fraction of what evaluation demands. Campaigns typically run *in vitro*: they present decontextualized (non-situated) test segments to participants and treat quality as a holistic concept—detached from function and purpose (Colina, 2009; Liu et al., 2024) and primarily serving system performance tracking and ranking rather than actual real-world use. Moreover, automatic quality assessments tell little about ramifications—e.g., whether bad translations imply clinical risk (Khoong et al., 2019), or quality gaps reflect real-world allocative harms (Savoldi et al., 2024)—and risks amplifying social biases (Zaranis et al., 2025). Purely automatic, decontextualized, holistic evaluation cannot be the sole end. It should, instead, be supported by new forms of inquiries, centered around end-users—today, largely laypeople (Nurminen, 2021)—their communication needs, and real-world uses and situations (Savoldi et al., 2025; Carpuat et al., 2025).

This paper introduces OUVIA,⁴ an evaluation framework for capturing user-perceived *usability* of speech translation systems in real-world communication scenarios. We pursue three overarching goals: (1) capture lay users’ perceptions of the usability of translation outputs across different high- and low-stakes situations; (2) measure whether speaker dialect and gender identity give rise to gaps in translation quality and usability, and how these relate; (3) investigate the predictive power of (automatic) quality metrics for usability, and characterize the practical implications of metric choice. OUVIA bundles the following contributions:

A conceptual evaluation framework that moves ST evaluation from decontextualized testbeds to situated, user-centered assessment. We devise a multi-phase protocol that mimics ST-mediated one-to-one interactions (see Figure 1): a *sender* initiates a conversation with an English

⁴Past tense of Portuguese *ouvir*, to hear.

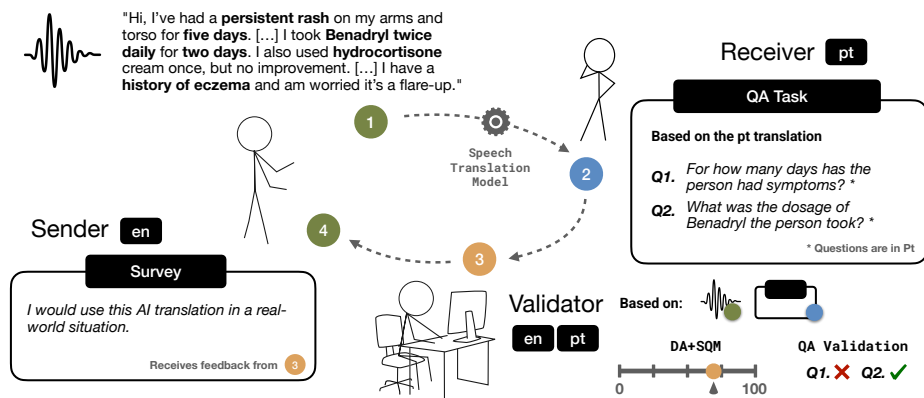


Figure 1: **Study Workflow.** **1**: A English-speaking *sender* reads aloud and records a conversation starter, which we translate with a speech translation system. **2**: A L1 Portuguese *receiver* answers up to 10 open-text questions about the translated text. **3**: A validator, fluent in both languages, assesses translation quality and flags the questions answered incorrectly in **2**. **4**: the initial sender rates their perceived *usability* compounding satisfaction, trust, and reliance in two time points: first based on the translation from **1**, then with the additional outcomes from **3**.

request, which is automatically translated for a Portuguese *receiver* who answers comprehension questions based on the translation. A third bilingual *validator* annotates the exchange with quality signals. Finally, the sender is surveyed on several dimensions of usability. This design captures what in-vitro evaluation cannot: whether a translation is *usable* for a specific person, in a specific situation, to accomplish a specific communicative goal.

A user study, data, and findings. We implement the framework through a user study grounded in English-to-Portuguese translation in Portugal—a highly multicultural country where large segments of the immigrant population rely on English as a *lingua franca* (AIMA, 2025). We recruit native English speakers across different dialects (Koenecke et al., 2020) and Hindi speakers as a non-native group—the largest migrant population in Portugal after Brazilians and the fastest-growing, for whom mediated translation is particularly relevant. We collect $N = 1,738$ subjective judgments from 174 unique speakers on translations from four state-of-the-art ST systems across healthcare and everyday scenarios. Our findings show that **current systems serve real-world users only to a limited extent**, that **usability gaps exist across speaker demographics**, and that **QA-based evaluation predicts usability substantially better than standard coarse-grained metrics**—reinforcing the need for

situated, user-centered evaluation of ST.

A custom web platform and speech corpus. To run the study, we develop a web platform supporting speech recordings and multi-user interactions. To support future research, we release 14.6 hours of prompted speech recordings, 13.8K+ human annotations for QA-based quality evaluation, and 1.7K+ translation quality scores.

2 Study Design

We focus on *communication* scenarios (Hovy et al., 2002): a speaker wants to correctly convey a message to someone in a different language. In this setting, correctness might not necessarily mean generic translation quality. Rather, the exchange might be successful “as long as people get the information they want, [...] or manage to convey their intentions” (Hutchins, 2005). To study this at scale, we approximate such an interaction through an online study with a novel multi-phase design. Besides the core participants in the exchange, we additionally enlist a third-party bilingual validator to independently assess the correctness and quality of the translation mediating the exchange.

2.1 Workflow

Each study unit consists of four sequential phases.

Phase 1. A *sender* records a passage we collected (§2.2). This *conversation starter* is 40-60

words long and contains key information, such as named entities or quantities, that a system should translate correctly (see bold phrases in Figure 1).

Phase 2. We translate the sender’s recording automatically and show the outcome to a *receiver*, asking them to reply to a set of open-ended questions grounded in the original passage. (§2.3).

Phase 3. We recruit a bilingual *validator* to verify the translation in two ways. (i) A direct assessment score (Graham et al., 2013)—Direct Assessment with Scalar Quality Metrics (Kocmi et al., 2022, DA+SQM)—where we provide a slider from 0 to 100, marked with seven labeled tick marks indicating different quality labels that capture accuracy and grammatical correctness (details in Appendix B.3). (ii) An assessment for each question indicating if the receiver answered it correctly.

Phase 4. We give the automatic translation to the initial sender and task them with a survey to collect their subjective judgments about the translation. Specifically, they rate their agreement on a 5-point scale (1 = Strongly Disagree, 5 = Strongly Agree) with statements aimed to assess: i) *satisfaction* perceived with the translation output (adapted from Basoah et al. (2025)); ii) *trust*, the belief that the output will be beneficial (adapted from Hoffman et al. (2023)); and iii) *reliance*, the self-reported behavioral intention to depend on the output in practice (adapted from McGrath et al. (2025)).⁵ Crucially, we encourage them to answer as if they were in a real-life situation needing to communicate with someone who speaks Portuguese. Together, these judgments provide a situated indication of three dimensions of a translation *usability* (§3).⁶

Since senders do not speak Portuguese, we administer the survey at two time points. First, we capture their baseline—their unconditioned tendency toward the translation usability based solely on the source passage, their recording, and the Portuguese translation they cannot linguistically verify. Upon completion, we disclose the outcomes of Phases 2 and 3, enabling senders to make another, but informed, final judgment.

⁵The exact statements are: i) “I am satisfied with the quality of the AI translation”; ii) “I trust the AI translation to convey my message”; iii): “I would use this AI translation in a real-world situation”.

⁶Although usability is traditionally defined in HCI as the effectiveness, efficiency, and satisfaction with which users achieve goals with a specific system (ISO, 2018), here we use it more broadly to capture how useful a user finds a translation in a given communicative context.

2.2 Compiling Starters

For a realistic condition in 1, we aim for conversation starters that are truthful in content and style to real-life interactions, are of high quality, and cover both high- and low-stake scenarios. Moreover, we prioritize information-dense starters, i.e., passages that include multiple key information. To increase diversity, starter data are sampled from existing corpora as well as automatically generated. We confirm their quality via a manual validation, as described in Appendix B.2.⁷

Healthcare Scenarios. We target the healthcare domain, where automatic translation finds frequent use (Genovese et al., 2024) and errors have profound ramifications (Taira et al., 2021). We sample entries from MED-MT (Fareez et al., 2022). The dataset contains transcripts of simulated patient-physician interviews, primarily focusing on respiratory cases. Since the original transcripts contain filled pauses and disfluencies, we use Gemini 2.5 Pro to strip them and improve fluency without changing the core content. To increase content and style diversity, prompted Qwen 3 32B and Gemini Pro 2.5 to create over-the-counter pharmacy conversation starters, which mentions to symptoms, their duration, medication names, and allergies.

Everyday Scenarios. We source customer requests from BConTrasT (Farajian et al., 2020), which consists of customer support dialogues. As in the healthcare case, we collect synthetic LLM-generated starters expressing requests about everyday scenarios, such as booking a taxi, banking requests, or hotel check-in.

Overall, we sample 50 items each from both MT-MED and BConTrasT and generate 100 samples per domain (50 from each LLM), collecting a total of 300 unique conversation starters. Appendix Table 3 reports examples and statistics.

2.3 Compiling Questions

Largely inspired by translation evaluation via question answering (Ki et al., 2025a), we automatically generate up to 10 unique questions for each starter. Following Fernandes et al. (2025), who show improved question relevance when generating in English, we generate questions in English before translating them into Portuguese. For both generation and translation steps, we use Gemini 2.5 Pro, prompting the model to ground the question

⁷See Appendix B.1 for full details on automatic data cleaning and generation of both high- and low-stakes sets.

in the starter’s main information (see an example in Figure 1, 2). See Appendix Figure 8 and 7 for the prompt used. We validate quality, as reported in Appendix B.2. Out of 200 questions, only one was answerable. Errors are thus extremely rare, but we account for them in the validation stage of our study: receivers can flag questions as unanswerable and validators can accept this as correct.

2.4 Speech Translation Systems

We experiment with four translation systems based on open-weight models that are currently state of the art (Papi et al., 2025). We include three direct speech translation models, Phi 4 Multimodal (Abouelenin et al., 2025), Voxtral Small (Liu et al., 2025), and DesTA2 (Lu et al., 2025), and one cascaded system that uses Whisper large-v3 (Radford et al., 2023) to transcribe the recordings followed by Tower+ 9B (Rei et al., 2025), a strong language model specialized for translation in European languages. After a sender completes 1, we pick randomly one translation system using default inference parameters and prompts to avoid introducing confounders. See generation details in Appendix B.4.

2.5 Participant Recruitment

We recruited study participants on Prolific.⁸ We require the first language of *receivers* to be Portuguese and proficiency in both English and Portuguese for *validators*. To explore the impact of native English dialects and non-native accented speech, we recruited *senders* from three language groups based on (self-declared) nationality and ethnic group:⁹ (1) US White and (2) US Black speakers, whose first language is English, and (3) Hindi native speakers, who are proficient in English as a second language. Within each group, we balanced participants by gender identity. Using the platform’s filters, we select “Man” and “Woman.”¹⁰

Since 21% of the senders dropped out of the study (Phases 1 and 4 were, on average, six days apart), we recruited replacement participants only to complete the survey in 4. We saw no significant difference between third- and first-person survey scores (see Appendix A.1 for details).

⁸<https://www.prolific.com/>. See Appendix A for details on recruitment.

⁹We acknowledge “ethnicity” is a fraught concept, but use it to match the screening filters available on Prolific.

¹⁰We discuss the motivations and implications of this binary setup in **Ethical Considerations**.

	S	T	R	$\mu(u)$	$\sigma(u)$	Δ_u
US _W	3.91	3.84	3.86	3.87	1.15	-0.19
b _j	4.11	4.05	4.01	4.06	0.86	
US _B	3.50	3.48	3.46	3.48	1.18	-0.20
b _j	3.7	3.66	3.69	3.68	0.91	
Hindi	3.40	3.36	3.31	3.35	1.20	-0.40
b _j	3.78	3.74	3.75	3.76	0.88	

Table 1: **5-point Likert usability scores by language group.** Satisfaction, Trust, and Reliance are averaged into a composite score u ; we report the group mean $\mu(u)$, standard deviation $\sigma(u)$, and mean shift relative to u in the baseline condition (Δ_u). Baseline (b_j) scores beneath each group.

2.5.1 Participant-Task Assignment

For senders, we use a between-subjects design with respect to group membership (Charness et al., 2012): each participant belongs to exactly one language-by-gender combination, with 30 participants recruited per cell. Cell sizes were determined to support adequately powered comparisons (Brybaert, 2019). The stimuli (starters) are shared across all groups, enabling both within- and across-group comparisons. Each participant is assigned 10 starters, stratified across domain (healthcare, mundane), source type (synthetic, natural), and model. Stratified assignment preserves internal validity by ensuring no individual participant is disproportionately exposed to any domain or model, thus preventing individual biases. For receivers, we recruit 20 participants per language group and randomly assign them 30 translations each. Similarly, we recruit 20 participants who each validate 30 exchanges. To prevent practice effects, we randomize the order of items displayed to each participant.

3 Analysis Setup

Cohorts. Our study results can be analyzed across several cohorts, identified by three sender language groups (US White: US_W, US Black: US_B, Hindi speakers), two genders (Woman, Man), conversation topic (Health, Everyday), source (Natural, Synthetic), and translation model. To formalize the relationships between these factors and their impact on usability, we describe them in a causal graph: the sender, starter’s source and topic, and translation model all contribute to the translation quality, etc.¹¹ The graph is shown in Appendix Figure 5.

¹¹We acknowledge the existence of other contingent factors—e.g., the age of participants, the recording device, background noise—which we do not control in this study.

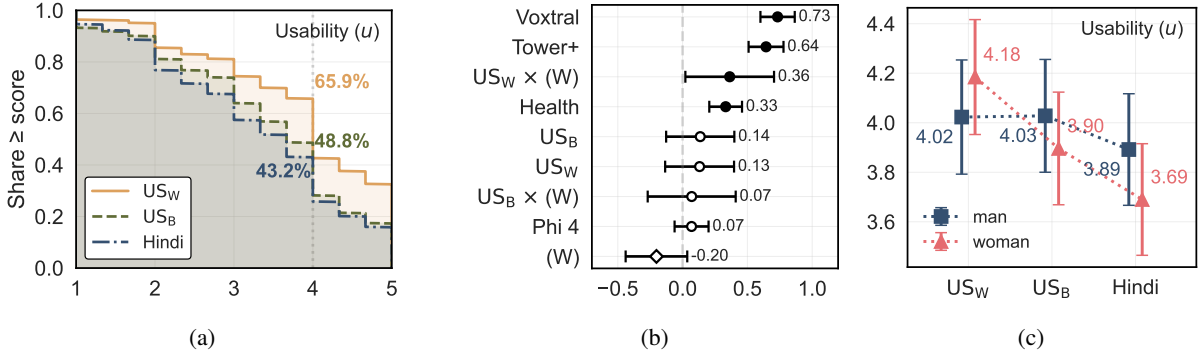


Figure 2: **(a)** Survival curves of usability scores by language group. Each curve shows the fraction of the group whose usability rating reaches or exceeds a given score on the x-axis. Annotations at $u = 4$. **(b)** Fixed-effect estimates (95% CI) from a LMM predicting usability (u) (§4.1). Filled circles $p < 0.05$, diamonds $0.05 \leq p < 0.1$, hollow non-significant. Estimates annotated right of each interval. **(c)** Estimated marginal means ($\pm 95\%$ CI) of usability by language group and gender, marginalized over topic and model.

Quality Control on Recordings. Prompted speech collected through online platforms is prone to recording artifacts due to (device or environment) noise, microphone activation delays, or unfamiliarity with recording software that can cause the first milliseconds of an utterance to be clipped (Lee et al., 2025). We controlled for these issues with a semi-automatic procedure. We first transcribed all recordings with Whisper Large v3 and flagged entries meeting either of two conditions: the first or last three words (after normalization) do not match the prompt, or WER exceeds 0.6. One author then manually reviewed all flagged entries to eliminate false positives, and entries that failed verification were discarded. We excluded participants with more than three faulty entries entirely. These checks led to the exclusion of two women and two men from US_W, one woman and one man from US_B plus two individual records from US_B, and two women and three men from Hindi. The final corpus counts $N = 1,738$ observations across 174 senders, 60 receivers, and 69 validators.

Usability (u). Prior literature establishes that trust and satisfaction can predict reliance (McGrath et al., 2025; Bhattacharjee, 2001), which led us to expect that senders would rate these three dimensions similarly within a given translation. To verify this, we run a standard factor analysis, confirming that more than 90% of the variance in the scores is explained by a single underlying factor (see Appendix C.1). For practical purposes, we average the three scores at the instance level, creating a single compound usability score u based on the informed final judgments (§2.1), which we use as the target

variable of interest in the study. We compare it to the *baseline* u in an upcoming analysis.

Quality Metrics. When studying the correlation between translation quality and usability, we rely on the following set of automatic metrics, established and widely used in the NLP literature for their high agreement with human assessment of quality: COMET (Rei et al., 2020), COMET Kiwi Base and XL (Rei et al., 2022), XCOMET-XL (Guerreiro et al., 2024), and MetricX 24 XL (Juraska et al., 2024). We also include the judgments from §3: Translation Score and QA Score, defined as the ratio of correct answers given in §2.

4 Findings

We begin by investigating our main interest: whether our participants have found the translations *usable* (§4.1). Upon noting differences across groups, we analyze the effect of demographic factors (§4.2) and translation quality (§4.3). Finally, we study how different “quality” signals relate to user-perceived usability (§4.4).

4.1 Do lay users find ST outputs useful?

Not fully, with most usability scores falling between 3 and 4 in a 5-point Likert scale. Table 1 reports descriptive statistics across language groups, including the (final) usability u scores compared to the *baseline* scores. Figure 2a shows the u score distributions.

US_W score usability the highest in both the baseline ($u_b = 4.06$) and final conditions ($u = 3.87$) while Hindi the lowest (3.76 and 3.35, respectively). When comparing baseline and final as-

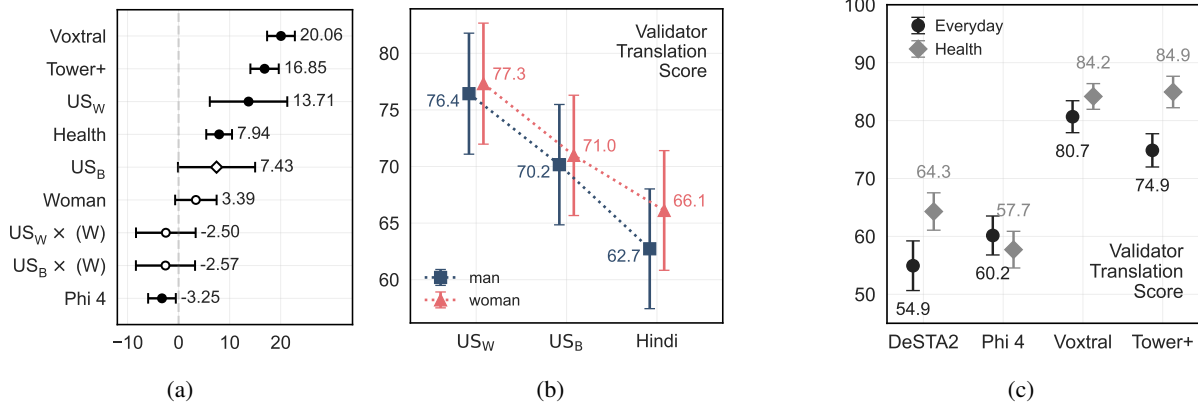


Figure 3: (a) Fixed-effect estimates (95% CI) from a linear mixed model predicting validator translation score. Reference: Hindi, Man, DeSTA2, Everyday, MED-MT. Filled circles $p < 0.05$, diamonds $0.05 \leq p < 0.1$, hollow non-significant. (b) Model-adjusted marginal means ($\pm 95\%$ CI) by language group and gender, marginalized over topic, model, and source. (c) Descriptive means ($\pm 95\%$ CI) by translation model and conversation topic.

assessments, all groups decrease their scores, and the distribution of their scores also increases in variance. Therefore, the quality signals mitigate prior assumptions and increase the polarization of judgment. This result is expected, as this signal likely surfaces errors more evidently to them. However, such an effect varies across language groups. Hindi lower their scores (-0.40) more than twice as much as US_W do (-0.19), an effect likely mediated by receiving poorer quality translations (discussed in §4.2). The two factors, hence, compound: US_W and Hindi start from uneven baselines, and this gap is exacerbated when becoming aware of external quality signals. We do not record the same phenomenon between US_W and US_B.

4.2 How do demographics and contextual factors impact usability?

Both contextual factors and demographics affect usability significantly. We fit a linear mixed regression model (LMM) to predict usability (u) using the translation model, starter topic, source, and baseline u as fixed effects, and sender, validator, and receiver as random effects. Figure 2b shows some of the resulting coefficients (full details in Appendix C.2). The largest variance is explained by the translation model, with Voxtral and Tower+ yielding the best scores ($p < 0.05$; see per-model $\mu(u)$ in Appendix Figure 10). Scores on Health-related starters are significantly higher than Everyday ($+0.33$, $p < 0.05$).

Interestingly, the LMM discloses that language variant-based differences (Table 1) are not significant. However, we observe a negative effect of

Gender: Woman (-0.2 , $p < 0.1$) and a positive intersectional effect for the intersection of US_W × Woman ($+0.36$ over the reference Hindi × Man, $p < 0.05$). As this finding suggests that within-language group differences might exist, we plot the marginal means estimated by the LMM in Figure 2c. The figure offers one additional core insight: gaps in usability across groups are dampened by similar results on men; women, instead, scored translation unevenly. The biggest difference is between US_W and Hindi, where usability is 4.18 and 3.69, respectively—a significant gap ($p < 0.05$ if computing pairwise differences, after Holm correction). Together, these findings suggest that a combination of factors—led by the choice of the translation model and the intersectional demographic group—determines self-perceived usability. Moreover, these usability gaps across demographic groups raise a natural question:

4.3 Are starters from certain senders systematically mistranslated?

To address this question, we focus on the validator’s SQM quality scores—one of the two human judgments of translation quality our study provides (more in §4.4). We fit a new LMM to predict it and inspect the model coefficients (see Figure 3). Compared to Hindi, validators score US_W and US_B higher by 13.71 ($p < 0.05$) and 7.43 ($p < 0.1$) points, respectively. Marginal means (Figure 3b) highlight these gaps better, where US_W men score 76.4, against Hindi men’s 62.7. Interestingly, within Hindi—the group with the worst quality according to validators—women score higher

Metric	e	e _{low}	e _{med}	e _{high}
MetricX 24	2.35	1.35	0.74	1.03
XCOMET XL	1.94	1.13	0.79	0.82
COMET	2.85	1.27	*0.58	0.65
COMET Kiwi	2.43	1.37	*0.47	1.35
COMET Kiwi XL	2.69	1.44	0.77	1.33
Translation Score	2.11	0.69	0.55	0.32
QA Score	2.94	1.61	2.64	3.06

Table 2: **Quality metrics effect on usability (u)**. From a LMM (e column) and from OLS models fitted within low, medium, and high translation score tertiles. An effect of k means that moving from the worst- to the best-observed quality on that metric is associated with a k -point shift in usability (1–5 scale), holding other covariates constant. All metrics rescaled to $[0, 1]$. All effects but (*) are significant ($p < 0.01$).

than men, despite later expressing lower usability scores (Figure 2c). Moreover, Figure 3c reports the means by model and topic. As expected, translation quality also varies significantly by translation model, with Voxtral and Tower+ leading the board and Health receiving higher scores overall.

Yet validator SQM scores are just one lens, and an expensive one. The question is whether cheaper, automated signals tell the same story.

4.4 Do translation quality signals predict usability?

Partially, and QA is superior to coarse-grained overall judgments. We compute simple Spearman rank correlation against u and note a variable degree across metrics (see Appendix Figure 11). Among automatic metrics, XCOMET XL is the highest ($\rho = 0.49$), and COMET is the lowest ($\rho = 0.42$), whereas Human judgments have reasonably higher correlation. However, QA Score has $\rho = 0.63$, which is interestingly higher than translation Score ($\rho = 0.56$).

To further investigate these differences, we conduct two more measurements. (1) We fit one LMM per metric using the same fixed- and random-effects setup as in §4.1 adding the metric to covariates, and storing the resulting coefficient—this number measures the metric’s effect on usability. (2) We split the records following the Translation Score’s tertiles, identifying three quality regimes; for each, we fit one Ordinary Least Squares (OLS) regression on u (more robust than LMM for setups with fewer data points), again rotating the metrics and recording the coefficient. These numbers tell us how closely each metric tracks usability at vary-

ing quality. Table 2 reports these coefficients. We find that automatic metric effects decline as quality increases. Translation Score shows a similar trend, whereas QA confirms the stronger effect, outscoring all metrics across all regimes. This finding suggests that fine-grained content-based evaluation tracks usability more consistently than a single overall quality score at varying quality levels.

5 Discussion

Our results call for renewed interest in human-centered evaluation of ST. We demonstrate that user-perceived usability and coarse-grained translation quality are related but distinct constructs—and that this distinction matters. This is where OUVIA adds value: by situating evaluation in a real communicative exchange, it surfaces nuances that aggregate quality scores obscure—from which systems and demographic groups benefit, to where standard metrics fail as deployment signals.

The choice of ST is consequential, and newer is not always better. For realistic use cases, direct ST is not always the right solution: both Phi 4 and DeSTA2, despite being recently released, lag behind a simpler cascade pipeline that combines a smaller foundation speech recognition model (Whisper v3) with a larger, highly specialized translation model (Tower+) (see Figure 3c for details). This finding underscores that “new” does not guarantee “usable,” and that practitioners should evaluate systems on ecologically valid tasks rather than standard benchmarks alone.

Demographic gaps persist and have real stakes. We find significant usability gaps along both language variety and gender. This finding aligns with prior work documenting inequitable ST performance on standard benchmarks (Fucci et al., 2025), but our results extend this concern to systems in actual deployment scenarios. As shown in Figure 2a, more than 66% of US_W speakers find the system usable ($u \geq 4$), compared to only 49% for US_B speakers and 43% for Hindi speakers. These are not abstract disparities: because our usability measure explicitly captures willingness to rely on the translation in real-world situations, what is at stake is whether a speaker will use ST technology for consequential communication, depending on the variety of English they speak.

QA-based evaluation tracks usability better than standard quality metrics. Translation qual-

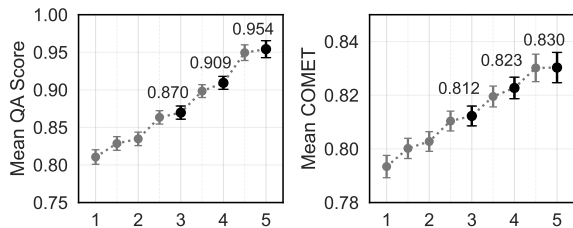


Figure 4: **Mean QA Score and COMET ($\pm 95\%$ CI)** among records whose usability meets or exceeds each threshold value on the x-axis. Error bars are 95% confidence intervals. Annotations at thresholds 3, 4, and 5.

ity predicts usability, but not all quality signals are equally informative. Standard quality estimation metrics rank highly on leaderboards for overall quality prediction (Kocmi et al., 2025), yet in communicative settings, they explain only a fraction of variation in user-perceived usability. QA score, which measures whether key information, such as named entities and quantities, is translated correctly, is a substantially better predictor. Crucially, it is also more robust: in the high-quality regime, differences in standard automatic metrics poorly distinguish between translations that users find more or less usable, whereas differences in QA score do. Figure 2 illustrates this contrast directly.

Toward usability-grounded deployment thresholds. Translation quality metrics are not designed to capture usability, so their limited predictive power is unsurprising. They also remain opaque: providing a generic overall score with mostly comparative power—model X outperforms model Y—but offering little sense of whether, and how effectively, a translation serves a user’s communicative needs (Savoldi et al., 2025). Yet usability human assessment is not scalable. We thus leverage our study to anchor existing metrics to a concrete usability threshold. In Figure 4, we map QA Score—a potentially automatable evaluation signal—and COMET—the metric with the highest impact on usability (Table 2)—onto the usability scores they correspond to. At $u = 4$, a reasonable threshold for a translation a lay user would satisfactorily rely on in practice, a QA Score of ~ 0.91 and a COMET score of ~ 0.82 can serve as practical deployment benchmarks. Notably, unlike COMET, QA score remains more meaningful beyond this point, thus adding further evidence in favor of its discriminative power. When human judgments are unavailable, these thresholds can offer a principled, usability-grounded basis for system selection and

deployment decisions.

6 Related Work

Our work sits at the intersection of user-centered approaches to machine translation (MT) (Carpuat et al., 2025) and demographic disparities in speech technologies (Gaido et al., 2020; Zhang et al., 2022; Harris et al., 2024). For MT, prior work has explored user needs in realistic settings across medical and migration domains (Mehandru et al., 2023; Valdez and Guerberof-Arenas, 2025). Xiao et al. (2025) shows that users overly trust MT outputs with mistranslations, and Ki et al. (2025b) focuses on quality feedback that helps users calibrate MT reliance in communication settings. Savoldi et al. (2024) further demonstrates that automatic metrics fail to capture the real-world human and economic costs of gender bias in MT. Calls for grounding evaluation in user needs and societal relevance are growing (Liebling et al., 2022; Savoldi et al., 2025; Ungless et al., 2025), yet remain largely unaddressed in ST—the emerging frontier for human-to-human mediated communication. Our work is the first to bring these concerns together under that modality, revealing the limits of ST for communication, across accents, as well as showing the limits of coarse-grained assessments for real-world usability. Our findings point toward QA-based assessment (Ki et al., 2025a; Fernandes et al., 2025)—which targets accurate transmission of key information rather than closeness to a human reference—as a stronger proxy for the real-world usability that lay users need in situated, communicative scenarios.

7 Conclusion

We have introduced Ouvia, a new evaluation framework to study the user-perceived usability of several state-of-the-art ST systems. We described how we designed a multi-phase user study that underpins our research questions, collecting $N = 1,738$ judgments from 174 speakers across diverse demographic groups. Our results show that current systems serve real-world users only to a limited extent, that usability gaps persist across speaker demographics, and that QA-based evaluation is a substantially stronger predictor of usability than standard automatic metrics. Together, these findings reinforce the need for human-centered, situated evaluation of ST—one that goes beyond holistic quality scores and attends to who the technology serves, in what context, and to what end.

Limitations

Language pair. Reliable assessments require sizable data samples and participant pools, which we prioritize during budget allocation. For this reason, we limit our study to one language pair (English - European Portuguese), while including speakers across genders and language variants motivated by realistic usage scenarios of immigrants in Portugal. We remain cautious about generalizing our findings to language pairs that are underserved by current speech technologies, where usability gaps may be more pronounced.

Scripted and clean speech. Our conversation starters are grammatically fluent, and senders are instructed to read them aloud without fillers, repetitions, or disfluencies. While this allows us to control for content quality, it departs from naturalistic spoken communication, where such features could affect downstream translation. Similarly, we ask senders to record in noise-free environments, resulting in clean, read speech that differs from the acoustic conditions typical of real-world use—such as background noise. Thus, these conditions likely favor current speech translation systems, meaning our usability estimates may be optimistic relative to deployment scenarios. While—to the best of our knowledge—our study is the first to approximate a realistic communication setting for evaluating speech technologies, future work should examine usability in more spontaneous settings.

Crowdworkers. Our validators are bilingual crowdworkers rather than professional translators. Still, non-expert can provide reliable assessment using standardized scales (Kocmi et al., 2022). Furthermore, our binary QA validation task requires comprehension rather than translation expertise.

Usability and QA. QA-based evaluation is a strong predictor of usability in our data, particularly in high-quality regimes, pointing to its potential as a future evaluation proxy. Still, further work is needed to understand this relationship across other communicative settings and with fully automated pipelines. Notably, our QA assessment is manual and disclosed to the sender—yet so is the validator’s holistic quality score, which correlates substantially less with usability. This suggests it is the fine-grained, information-targeted nature of QA that drives its predictive power, not the human involvement or disclosure alone. Moreover, QA-based evaluation in OUVIA is simpli-

fied by (i) the existence of ground truth conversation starters, which we use to extract the questions, but that might not be generally available, and (ii) the starters’ content itself, which is, by design, information-rich in our study.

Ethical Considerations

Intended Use and Participation. OUVIA is designed for evaluating the usability of ST systems across diverse demographic groups. All participants were recruited through Prolific and financially compensated according to the platform’s standards. The study was approved by the Ethics Committee of Instituto Superior Técnico. All participants provided informed consent prior to participation.

Voice Privacy. Voice data carries inherent re-identification risks: a speaker may be recognized even absent explicit metadata, and recordings can in principle be used for voice cloning. Our study design minimizes these risks by collecting only few segments for each participant (10), with short recordings (30s or less), which hinder faithful voice cloning. The released dataset will require users to explicitly agree not to use it for voice cloning or individual identification purposes.

Gender. Gender is among the most salient perceptual traits of one’s identity (Fuchs and Toda, 2010; Zimman, 2021), and gendered differences represent a central concern in sociophonetic research (Zimman, 2020) and speech technologies (Attanasio et al., 2024; Sanchez et al., 2024). Following Prolific’s screening filters, we operationalize gender as a self-declared attribute using *Man* and *Woman* as categories, each subsuming both cisgender and transgender speakers. We initially included a *Non-Binary* option (as available in Prolific) for our two largest cohorts (US White and US Black). However, we ultimately excluded it: the category is an overly broad umbrella term that conflates distinct gender identities, making group-level comparisons theoretically unsound. This was further reflected in low uptake (four participants). Recruiting through queer and allied communities to improve participation and gender diversity beyond the binary remains an important direction for future work.

References

- Abdelrahman Abouelenin, Atabak Ashfaq, Adam Atkinson, Hany Awadalla, Nguyen Bach, Jianmin Bao, Alon Benhaim, Martin Cai, Vishrav Chaudhary, Congcong Chen, and 1 others. 2025. Phi-4-mini technical report: Compact yet powerful multimodal language models via mixture-of-loras. *arXiv preprint arXiv:2503.01743*.
- AIMA. 2025. [Relatório de migrações e asilo 2024](#). Technical report, Agência para a Integração, Migrações e Asilo (AIMA I.P.), Lisboa. Edição Digital. Coordenação: Sílvia Lopes.
- Giuseppe Attanasio, Beatrice Savoldi, Dennis Fucci, and Dirk Hovy. 2024. [Twists, humps, and pebbles: Multilingual speech recognition models exhibit gender performance gaps](#). In *Proceedings of the 2024 Conference on Empirical Methods in Natural Language Processing*, pages 21318–21340, Miami, Florida, USA. Association for Computational Linguistics.
- Jeffrey Basoah, Daniel Chechelnitsky, Tao Long, Katharina Reinecke, Chrysoula Zerva, Kaitlyn Zhou, Mark Díaz, and Maarten Sap. 2025. Not like us, hunty: Measuring perceptions and behavioral effects of minoritized anthropomorphic cues in llms. In *Proceedings of the 2025 ACM Conference on Fairness, Accountability, and Transparency*, pages 710–745.
- Anol Bhattacharjee. 2001. Understanding information systems continuance: An expectation-confirmation model. *MIS quarterly*, 25(3):351–370.
- Marc Brysbaert. 2019. How many participants do we have to include in properly powered experiments? a tutorial of power analysis with reference tables. *Journal of cognition*, 2(1):16.
- Marine Carpuat, Omri Asscher, Kalika Bali, Luisa Bentivogli, Frédéric Blain, Lynne Bowker, Monojit Choudhury, Hal Daumé III, Kevin Duh, Ge Gao, Alvin Grissom II, Marzena Karpinska, Elaine C. Khoong, William D. Lewis, André F. T. Martins, Mary Nurminen, Douglas W. Oard, Maja Popovic, Michel Simard, and François Yvon. 2025. [An interdisciplinary approach to human-centered machine translation](#). In *Proceedings of the 2025 Conference on Empirical Methods in Natural Language Processing*, pages 22859–22879, Suzhou, China. Association for Computational Linguistics.
- Gary Charness, Uri Gneezy, and Michael A Kuhn. 2012. Experimental methods: Between-subject and within-subject design. *Journal of economic behavior & organization*, 81(1):1–8.
- Sonia Colina. 2009. Further evidence for a functionalist approach to translation quality evaluation. *Target. International Journal of Translation Studies*, 21(2):235–264.
- M. Amin Farajian, António V. Lopes, André F. T. Martins, Sameen Maruf, and Gholamreza Haffari. 2020. [Findings of the WMT 2020 shared task on chat translation](#). In *Proceedings of the Fifth Conference on Machine Translation*, pages 65–75, Online. Association for Computational Linguistics.
- Faiha Fareez, Tishya Parikh, Christopher Wavell, Saba Shahab, Meghan Chevalier, Scott Good, Isabella De Blasi, Rafik Rhouma, Christopher McMahon, Jean-Paul Lam, and 1 others. 2022. A dataset of simulated patient-physician medical interviews with a focus on respiratory cases. *Scientific Data*, 9(1):313.
- Patrick Fernandes, Sweta Agrawal, Emmanouil Zarnis, André FT Martins, and Graham Neubig. 2025. Do llms understand your translations? evaluating paragraph-level mt with question answering. *arXiv preprint arXiv:2504.07583*.
- Dennis Fucci, Marco Gaido, Matteo Negri, Luisa Bentivogli, Andre Martins, and Giuseppe Attanasio. 2025. [Different speech translation models encode and translate speaker gender differently](#). In *Proceedings of the 63rd Annual Meeting of the Association for Computational Linguistics (Volume 2: Short Papers)*, pages 1005–1019, Vienna, Austria. Association for Computational Linguistics.
- Susanne Fuchs and Martine Toda. 2010. Do differences in male versus female/s/reflect biological or sociophonic factors. *Turbulent sounds: An interdisciplinary guide*, 21:281–302.
- Marco Gaido, Beatrice Savoldi, Luisa Bentivogli, Matteo Negri, and Marco Turchi. 2020. [Breeding gender-aware direct speech translation systems](#). In *Proceedings of the 28th International Conference on Computational Linguistics*, pages 3951–3964, Barcelona, Spain (Online). International Committee on Computational Linguistics.
- Ariana Genovese, Sahar Borna, Cesar A Gomez-Cabello, Syed Ali Haider, Srinivasagam Prabha, Antonio J Forte, and Benjamin R Veenstra. 2024. Artificial intelligence in clinical settings: a systematic review of its role in language translation and interpretation. *Annals of Translational Medicine*, 12(6):117.
- Yvette Graham, Timothy Baldwin, Alistair Moffat, and Justin Zobel. 2013. [Continuous measurement scales in human evaluation of machine translation](#). In *Proceedings of the 7th Linguistic Annotation Workshop and Interoperability with Discourse*, pages 33–41, Sofia, Bulgaria. Association for Computational Linguistics.
- Nuno M. Guerreiro, Ricardo Rei, Daan van Stigt, Luisa Coheur, Pierre Colombo, and André F. T. Martins. 2024. [xCOMET: Transparent machine translation evaluation through fine-grained error detection](#). *Transactions of the Association for Computational Linguistics*, 12:979–995.
- HyoJung Han, Kevin Duh, and Marine Carpuat. 2024. [SpeechQE: Estimating the quality of direct speech translation](#). In *Proceedings of the 2024 Conference*

- on *Empirical Methods in Natural Language Processing*, pages 21852–21867, Miami, Florida, USA. Association for Computational Linguistics.
- Camille Harris, Chijioke Mgbahurike, Neha Kumar, and Diyi Yang. 2024. [Modeling gender and dialect bias in automatic speech recognition](#). In *Findings of the Association for Computational Linguistics: EMNLP 2024*, pages 15166–15184, Miami, Florida, USA. Association for Computational Linguistics.
- Robert R. Hoffman, Shane T. Mueller, Gary Klein, and Jordan Litman. 2023. [Measures for explainable ai: Explanation goodness, user satisfaction, mental models, curiosity, trust, and human-ai performance](#). *Frontiers in Computer Science*, Volume 5 - 2023.
- Eduard Hovy, Margaret King, and Andrei Popescu-Belis. 2002. Principles of context-based machine translation evaluation. *Machine Translation*, 17(1):43–75.
- John Hutchins. 2005. Current commercial machine translation systems and computer-based translation tools: system types and their uses. *International journal of translation*, 17(1-2):5–38.
- ISO. 2018. [ISO 9241-11:2018 — ergonomics of human-system interaction—part 11: Usability: Definitions and concepts](#). Standard, International Organization for Standardization.
- Eshin Jolly. 2018. Pymer4: Connecting r and python for linear mixed modeling. *Journal of Open Source Software*, 3(31):862.
- Juraj Juraska, Daniel Deutsch, Mara Finkelstein, and Markus Freitag. 2024. [MetricX-24: The Google submission to the WMT 2024 metrics shared task](#). In *Proceedings of the Ninth Conference on Machine Translation*, pages 492–504, Miami, Florida, USA. Association for Computational Linguistics.
- Juraj Juraska, Tobias Domhan, Mara Finkelstein, Tetsuji Nakagawa, Geza Kovacs, Daniel Deutsch, Pidong Wang, and Markus Freitag. 2025. [MetricX-25 and GemSpanEval: Google Translate submissions to the WMT25 evaluation shared task](#). In *Proceedings of the Tenth Conference on Machine Translation*, pages 957–968, Suzhou, China. Association for Computational Linguistics.
- Elaine C Khoong, Eric Steinbrook, Cortlyn Brown, and Alicia Fernandez. 2019. Assessing the use of google translate for spanish and chinese translations of emergency department discharge instructions. *JAMA internal medicine*, 179(4):580–582.
- Dayeon Ki, Kevin Duh, and Marine Carpuat. 2025a. [AskQE: Question answering as automatic evaluation for machine translation](#). In *Findings of the Association for Computational Linguistics: ACL 2025*, pages 17478–17515, Vienna, Austria. Association for Computational Linguistics.
- Dayeon Ki, Kevin Duh, and Marine Carpuat. 2025b. [Should I share this translation? evaluating quality feedback for user reliance on machine translation](#). In *Proceedings of the 2025 Conference on Empirical Methods in Natural Language Processing*, pages 12069–12092, Suzhou, China. Association for Computational Linguistics.
- Tom Kocmi, Ekaterina Artemova, Eleftherios Avramidis, Rachel Bawden, Ondřej Bojar, Konstantin Dranch, Anton Dvorkovich, Sergey Dukanov, Mark Fishel, Markus Freitag, Thamme Gowda, Roman Grundkiewicz, Barry Haddow, Marzena Karpinska, Philipp Koehn, Howard Lakouga, Jessica Lundin, Christof Monz, Kenton Murray, and 10 others. 2025. [Findings of the WMT25 general machine translation shared task: Time to stop evaluating on easy test sets](#). In *Proceedings of the Tenth Conference on Machine Translation*, pages 355–413, Suzhou, China. Association for Computational Linguistics.
- Tom Kocmi, Rachel Bawden, Ondřej Bojar, Anton Dvorkovich, Christian Federmann, Mark Fishel, Thamme Gowda, Yvette Graham, Roman Grundkiewicz, Barry Haddow, Rebecca Knowles, Philipp Koehn, Christof Monz, Makoto Morishita, Masaaki Nagata, Toshiaki Nakazawa, Michal Novák, Martin Popel, and Maja Popović. 2022. [Findings of the 2022 conference on machine translation \(WMT22\)](#). In *Proceedings of the Seventh Conference on Machine Translation (WMT)*, pages 1–45, Abu Dhabi, United Arab Emirates (Hybrid). Association for Computational Linguistics.
- Allison Koenecke, Andrew Nam, Emily Lake, Joe Nudell, Minnie Quartey, Zion Mengesha, Connor Troups, John R. Rickford, Dan Jurafsky, and Sharad Goel. 2020. [Racial disparities in automated speech recognition](#). *Proceedings of the National Academy of Sciences*, 117(14):7684–7689.
- Beomseok Lee, Marco Gaido, Ioan Calapodescu, Laurent Besacier, and Matteo Negri. 2025. [Speech foundation models and crowdsourcing for efficient, high-quality data collection](#). In *Proceedings of the 31st International Conference on Computational Linguistics*, pages 6816–6826, Abu Dhabi, UAE. Association for Computational Linguistics.
- Daniel Liebling, Katherine Heller, Samantha Robertson, and Wesley Deng. 2022. [Opportunities for human-centered evaluation of machine translation systems](#). In *Findings of the Association for Computational Linguistics: NAACL 2022*, pages 229–240, Seattle, United States. Association for Computational Linguistics.
- Alexander H Liu, Andy Ehrenberg, Andy Lo, Clément Denoix, Corentin Barreau, Guillaume Lamplé, Jean-Malo Delignon, Khyathi Raghavi Chandu, Patrick von Platen, Pavankumar Reddy Muddireddy, and 1 others. 2025. *Voxtral*. *arXiv preprint arXiv:2507.13264*.

- Ting Liu, Chi-kiu Lo, Elizabeth Marshman, and Rebecca Knowles. 2024. [Evaluation briefs: Drawing on translation studies for human evaluation of MT](#). In *Proceedings of the 16th Conference of the Association for Machine Translation in the Americas (Volume 1: Research Track)*, pages 190–208, Chicago, USA. Association for Machine Translation in the Americas.
- Ke-Han Lu, Zhehuai Chen, Szu-Wei Fu, Chao-Han Huck Yang, Jagadeesh Balam, Boris Ginsburg, Yu-Chiang Frank Wang, and Hung-yi Lee. 2025. Developing instruction-following speech language model without speech instruction-tuning data. In *ICASSP 2025-2025 IEEE International Conference on Acoustics, Speech and Signal Processing (ICASSP)*, pages 1–5. IEEE.
- Melanie J. McGrath, Oliver Lack, James Tisch, and Andreas Duenser. 2025. [Measuring trust in artificial intelligence: validation of an established scale and its short form](#). *Frontiers in Artificial Intelligence*, Volume 8 - 2025.
- Nikita Mehndru, Sweta Agrawal, Yimin Xiao, Ge Gao, Elaine Khoong, Marine Carpuat, and Niloufar Salehi. 2023. [Physician detection of clinical harm in machine translation: Quality estimation aids in reliance and backtranslation identifies critical errors](#). In *Proceedings of the 2023 Conference on Empirical Methods in Natural Language Processing*, pages 11633–11647, Singapore. Association for Computational Linguistics.
- Mary Nurminen. 2021. Investigating the influence of context in the use and reception of raw machine translation.
- Sara Papi, Javier Garcia Gilabert, Zachary Hopton, Vilém Zouhar, Carlos Escolano, Gerard I Gállego, Jorge Iranzo-Sánchez, Ahrii Kim, Dominik Macháček, Patricia Schmidtova, and 1 others. 2025. Hearing to translate: The effectiveness of speech modality integration into llms. *arXiv preprint arXiv:2512.16378*.
- Alec Radford, Jong Wook Kim, Tao Xu, Greg Brockman, Christine McLeavey, and Ilya Sutskever. 2023. Robust speech recognition via large-scale weak supervision. In *International conference on machine learning*, pages 28492–28518. PMLR.
- Ricardo Rei, José G. C. de Souza, Duarte Alves, Chrysoula Zerva, Ana C Farinha, Taisiya Glushkova, Alon Lavie, Luisa Coheur, and André F. T. Martins. 2022. [COMET-22: Unbabel-IST 2022 submission for the metrics shared task](#). In *Proceedings of the Seventh Conference on Machine Translation (WMT)*, pages 578–585, Abu Dhabi, United Arab Emirates (Hybrid). Association for Computational Linguistics.
- Ricardo Rei, Nuno M Guerreiro, José Pombal, João Alves, Pedro Teixeira, Amin Farajian, and André FT Martins. 2025. Tower+: Bridging generality and translation specialization in multilingual llms. *arXiv preprint arXiv:2506.17080*.
- Ricardo Rei, Craig Stewart, Ana C Farinha, and Alon Lavie. 2020. [COMET: A neural framework for MT evaluation](#). In *Proceedings of the 2020 Conference on Empirical Methods in Natural Language Processing (EMNLP)*, pages 2685–2702, Online. Association for Computational Linguistics.
- Elizabeth Salesky, Marcello Federico, and Antonis Anastasopoulos, editors. 2025. *Proceedings of the 22nd International Conference on Spoken Language Translation (IWSLT 2025)*. Association for Computational Linguistics, Vienna, Austria (in-person and online).
- Ariadna Sanchez, Alice Ross, and Nina Markl. 2024. Beyond the binary: Limitations and possibilities of gender-related speech technology research. In *2024 IEEE Spoken Language Technology Workshop (SLT)*, pages 526–532. IEEE.
- Beatrice Savoldi, Sara Papi, Matteo Negri, Ana Guerberof-Arenas, and Luisa Bentivogli. 2024. [What the harm? quantifying the tangible impact of gender bias in machine translation with a human-centered study](#). In *Proceedings of the 2024 Conference on Empirical Methods in Natural Language Processing*, pages 18048–18076, Miami, Florida, USA. Association for Computational Linguistics.
- Beatrice Savoldi, Alan Ramponi, Matteo Negri, and Luisa Bentivogli. 2025. [Translation in the hands of many: Centering lay users in machine translation interactions](#). In *Proceedings of the 2025 Conference on Empirical Methods in Natural Language Processing*, pages 13876–13889, Suzhou, China. Association for Computational Linguistics.
- Breana R Taira, Vanessa Kreger, Aristides Orue, and Lisa C Diamond. 2021. A pragmatic assessment of google translate for emergency department instructions. *Journal of General Internal Medicine*, 36(11):3361–3365.
- Eddie L. Ungless, Sunipa Dev, Cynthia L. Bennett, Rebecca Gulotta, Jasmijn Bastings, and Remi Denton. 2025. [Amplifying trans and nonbinary voices: A community-centred harm taxonomy for LLMs](#). In *Proceedings of the 63rd Annual Meeting of the Association for Computational Linguistics (Volume 1: Long Papers)*, pages 20503–20535, Vienna, Austria. Association for Computational Linguistics.
- Susana Valdez and Ana Guerberof-Arenas. 2025. “google translate is our best friend here” a vignette-based interview study on machine translation use for health communication. *Translation Spaces*, 14(2):253–276.
- Thomas Wolf, Lysandre Debut, Victor Sanh, Julien Chaumond, Clement Delangue, Anthony Moi, Pierric Cistac, Tim Rault, Remi Louf, Morgan Funtowicz, Joe Davison, Sam Shleifer, Patrick von Platen, Clara Ma, Yacine Jernite, Julien Plu, Canwen Xu, Teven Le Scao, Sylvain Gugger, and 3 others. 2020. [Trans-formers: State-of-the-art natural language processing](#).

In *Proceedings of the 2020 Conference on Empirical Methods in Natural Language Processing: System Demonstrations*, pages 38–45, Online. Association for Computational Linguistics.

Yimin Xiao, Yongle Zhang, Dayeon Ki, Calvin Bao, Marianna J. Martindale, Charlotte Vaughn, Ge Gao, and Marine Carpuat. 2025. [Toward machine translation literacy: How lay users perceive and rely on imperfect translations](#). In *Proceedings of the 2025 Conference on Empirical Methods in Natural Language Processing*, pages 33997–34014, Suzhou, China. Association for Computational Linguistics.

Emmanouil Zaranis, Giuseppe Attanasio, Sweta Agrawal, and Andre Martins. 2025. [Watching the watchers: Exposing gender disparities in machine translation quality estimation](#). In *Proceedings of the 63rd Annual Meeting of the Association for Computational Linguistics (Volume 1: Long Papers)*, pages 25261–25284, Vienna, Austria. Association for Computational Linguistics.

Yuanyuan Zhang, Yixuan Zhang, Bence Mark Halpern, Tanvina Patel, and Odette Scharenborg. 2022. [Mitigating bias against non-native accents](#). In *Inter-speech*, pages 3168–3172.

Lal Zimman. 2020. Sociophonetics. *The International Encyclopedia of Linguistic Anthropology*, pages 1–5.

Lal Zimman. 2021. Gender diversity and the voice. In *The Routledge handbook of language, gender, and sexuality*, pages 69–90. Routledge.

A Participant Recruitment

We recruited all participants through <https://www.prolific.com/>, an established platform to recruit crowdworkers. To join the study, each participant had to read and accept the Terms and Conditions, which had been approved in advance by an Ethics Committee. Participants could join the study only once and in a single role. All participants were paid 9 GBP/h. All participants were allowed to join the study using a smartphone, tablet, or notebook. The following is a list of criteria to join the study:

- **US_W Sender:** Nationality: USA, First Language: English, Gender: Man/Woman (including transgender), Broad Ethnic Group: White, Approval Rate: 75–100.
- **US_B Sender:** Nationality: USA, First Language: English, Gender: Man/Woman (including transgender), Broad Ethnic Group: Black/Afroamerican, Approval Rate: 75–100.
- **Hindi Sender:** First Language: Hindi, Fluent Language: English, Gender: Man/Woman (including transgender), Approval Rate: 75–100.

- **Receiver:** First Language: Portuguese, Gender: Man/Woman (including transgender), Approval Rate: 75–100.

- **Validator:** First Language: Portuguese, Fluent Language: English, Gender: Man/Woman (including transgender), Approval Rate: 75–100.

A.1 First- vs. Third-Perspective Assessments

To validate the use of replacement participants in cases where original senders dropped out of the longitudinal study, we examined whether subjective usability scores differed depending on whether the assessment was given from a first-person perspective (senders evaluating their own recorded interactions, $N = 1,358$) or a third-person perspective (replacement participants evaluating interactions they had not produced, $N = 380$). We fitted a linear mixed-effects model (REML) predicting the average survey score from perspective alongside translation quality, comprehension rate, translation model, gender, and language group as fixed effects, with random intercepts for participant and conversation starter. The perspective coefficient was negligible and non-significant ($\beta = 0.009$, $p = .873$), indicating no meaningful difference in subjective ratings between the two perspectives. These results justify the replacement strategy: crowdworkers assessing conversations they did not themselves produce provided ratings statistically indistinguishable from those of the original senders.

B Experimental Details

B.1 Starters Preparation

Our starters sourced from existing sources required some rephrasing to be transformed into a plausible conversation started. In practice, we used Gemini 2.5 Pro to conduct the rephrasing. In all cases, we sampled with temperature of 0.9, top_p of 0.95, and top_k of 20, and used the following system prompt: “You are a language model specialized in generating high-quality synthetic data.”. Figure 9 reports the prompts used for both datasets.

B.2 Validation of Conversation Starters and Questions

To assess the quality of our starters and associated questions, we conducted a manual validation on a sample of 20 starters associated with 10 sets of unique English questions (i.e. 7% of the dataset, 20

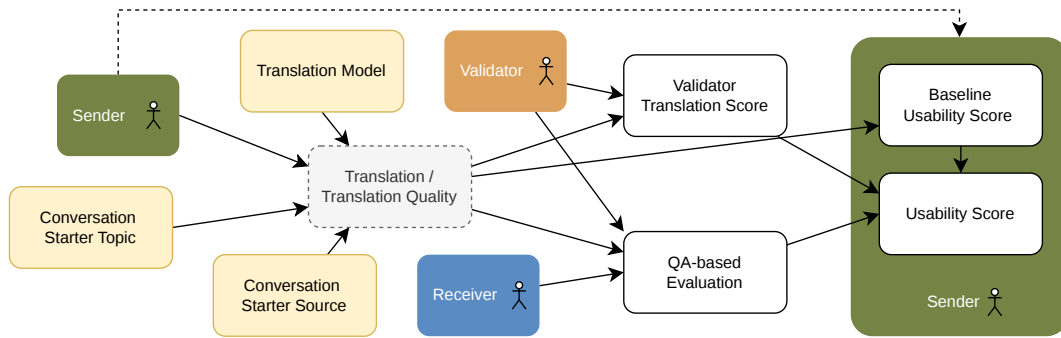


Figure 5: **Causal Graph.** The links establish how different factors interact in the study. Boxes describe contextual (yellow shading) and latent (gray) factors that shape the result variables (white), alongside the study participants.

Help me generate a dataset of conversation starters. Each conversation takes place within a specific
 ↪ context, and the person is seeking a particular piece of information. The generated starters
 ↪ will be read aloud by human actors to simulate a real-life interaction. Follow these rules for
 ↪ the generation:

- Use a natural tone. We are emulating real-life mundane scenarios.
- Assume the two people do not know each other.
- Make the starter's information dense. We aim to include named entities, numerical quantities,
 ↪ context-specific technical terms, and other relevant information.
- The conversation starter MUST be 50-60 words long.
- Do not generate anything else beside the conversation starter.

Generate one conversation starter in English for this scenario following the scenario-specific
 ↪ instructions provided.

Scenario:
 One person enters a pharmacy and asks the counter staff for advice and medication.

Instructions:
 The person has to greet the pharmacist, explain their symptoms and recent medication history, and
 ↪ ask for advice and a new prescription.
 You can imagine the person can suffering from one of these generic illnesses: cold and flu symptoms,
 ↪ headaches and migraines, digestive issues, allergies, skin conditions, muscle and joint pain,
 ↪ minor infections, sleep problems, eye and ear issues, menstrual and reproductive health.
 Be sure to provide detailed descriptions of the symptoms, as well as the exact names and quantities
 ↪ of the medication.

Figure 6: **Example prompt for synthetic data generation.** Over-the-counter pharmacy scenario.

You are a professional English to Portuguese translator, tasked with providing translations suitable
 ↪ for use in Portugal. Your goal is to accurately convey the meaning and nuances of the original
 ↪ English text while adhering to Portuguese grammar, vocabulary, and cultural sensitivities.

Please translate the following English text into Portuguese, preserving the original formatting (e.g.
 ↪ double newlines, indentation). Produce only the Portuguese translation, without any additional
 ↪ explanations or commentary.

Figure 7: **Prompt for Question Translation.** We use it to prepare Portuguese questions in 2.

starters and 200 questions). The analysis was conducted by one author with a background in translation studies. We verified the starter content and the grounding of such questions in the starter content. No issues were found with the starters. Out of 200 questions, only one raised an ambiguity,

making it arguably unanswerable. Such issues are thus rare and do not undermine the overall quality of the dataset. Moreover, they are accounted for in the validation process: receivers can explicitly flag a question as unanswerable, and validators can accept this response as correct.

```

You are an expert in quality assurance for speech translation, specializing in English-to-Portuguese
↪ for healthcare and everyday conversational scenarios. Your task is to generate question-answer
↪ pairs *in English* based on an original English passage. These QA pairs are designed to help a
↪ human evaluator quickly assess the accuracy of a Portuguese translation derived from the English
↪ audio/text.

The **Answers** to your questions should isolate **critical pieces of information** from the
↪ original passage. These are elements where a mistranslation into Portuguese would likely lead to
↪ significant misunderstanding, incorrect actions, or potential harm, especially in a healthcare
↪ context.

**Focus on extracting:**

1. **Key Entities:**
  * **Healthcare:** Specific symptoms (e.g., "sharp pain," "dizziness"), body parts, medications
  ↪ (names, dosages like "500 milligrams"), allergies, medical conditions, procedures.
  * **Everyday:** Names of people/places, specific times, dates, quantities, objects.
2. **Crucial Quantifiers and Qualifiers:** Numbers, amounts, frequencies (e.g., "twice a day,"
  ↪ "three weeks"), severity levels (e.g., "mild," "severe"), durations.
3. **Negations and Affirmations:** Clear "yes/no" type information, presence or absence of
  ↪ symptoms/conditions (e.g., "no fever," "is allergic").
4. **Core Instructions/Actions:** Essential verbs and objects related to what someone needs to do
  ↪ (e.g., "take with food," "call the doctor," "meet at the corner").
5. **Conditional Information:** Key details under specific circumstances (e.g., "if the pain
  ↪ worsens").

**The Questions should directly probe for these critical pieces of information.** The questions must
↪ be answerable *solely* from the provided English passage.

**Constraints:**

* Both Questions and Answers MUST be in English.
* Answers should be concise and represent the exact critical information.
* Questions should be clear and unambiguous.
* Generate a diverse set of questions covering different types of critical information present in
  ↪ the passage.
* The goal is to create checks that quickly reveal if the core, essential information has been
  ↪ preserved in the Portuguese translation.

**Format:**

Q: <question1>
A: <answer1>

Q: <question2>
A: <answer2>

...

**Original Passage:**
passage

**Question-Answer Pairs:**

```

Figure 8: **Prompt for Question Generation.** We use the generated questions in [2](#).

B.3 Scalar Quality Metric

For the quality assessment, we use the SQM scale that features seven labeled tick marks indicating different quality labels combining *accuracy* and *grammatical correctness* described as follows:

- 6: Perfect Meaning and Grammar: The meaning of the translation is completely consistent with the source and the surrounding context

(if applicable). The grammar is also correct.

- 4: Most Meaning Preserved and Few Grammar Mistakes: The translation retains most of the meaning of the source. It may have some grammar mistakes or minor contextual inconsistencies.
- 2: Some Meaning Preserved: The translation preserves some of the meaning of the source

Please convert this transcribed text into a
 ↪ fluent text. Preserve as much medical
 ↪ information as possible. The resulting text
 ↪ should contain at least 50-60 words.

{seed}

Please convert this dialogue into a single turn
 ↪ request by the customer using all the
 ↪ details provided. The resulting text should
 ↪ be fluent text with at least 50-60 words.

{seed}

Figure 9: **Paraphrasing Prompts.** Used to prepare the conversation starters from MT-MED (top) and BCon-TransT (bottom). “seed” is the original data point from the respective dataset.

but misses significant parts. The narrative is hard to follow due to fundamental errors. Grammar may be poor.

- 0: Nonsense/No meaning preserved: Nearly all information is lost between the translation and source. Grammar is irrelevant.

B.4 Translation Details

We use Hugging Face’s transformers classes and models to run all automatic translations (Wolf et al., 2020). For Phi 4 (HF ID: microsoft/Phi-4-multimodal-instruct) and Voxtral Small (HF ID: mistralai/Voxtral-Small-24B-2507), we use the prompt “Translate the audio to Portuguese.”, whereas for DeSTA2 we use the slightly more complex “Translate this audio to Portuguese. Produce only the Portuguese translation, without any additional explanations or commentary.” as the model showed the tendency to generate additional content besides the translation. We load Whisper v3 and Voxtral in bfloat16. In all runs, we used a batch size of 1 and standard decoding parameters as implemented in transformers. To translate the transcript with Tower+, we use the following prompt: “Translate the following English source text to Portuguese (Portugal):\nEnglish: {text}\nPortuguese (Portugal): ” and greedy decoding.

C Additional Results

C.1 Factor Analysis on Survey Scores

Since each sender reports three scores—satisfaction, trust, and reliance—we conduct a factor analysis to verify whether they represent distinct constructs or can be treated as a single

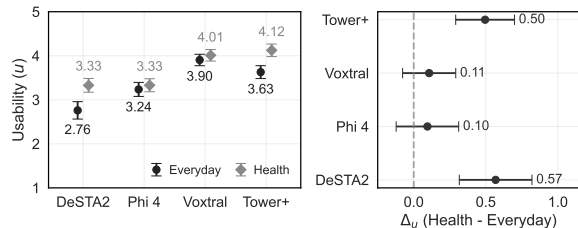


Figure 10: **Mean usability scores by translation model and conversation topic.** Left: estimated means $\pm 95\%$ CI for Everyday and Health conversations. Right: per-model difference $\Delta_u = u_{\text{Health}} - u_{\text{Everyday}}$ with 95% CI; positive values indicate higher usability for health-related conversations.

composite measure. Given the nested structure of the data—10 interaction-level observations per participant—we decompose variance into a within-user component (person-mean-centered scores, $n = 1,200$) and a between-user component (per-user means, $n = 120$), and run exploratory factor analysis (EFA) independently on each. Prior to fitting, Bartlett’s test of sphericity confirmed that the correlation matrices were significantly different from identity at both levels (within: $\chi^2 = 5927.9$, $p < .0001$; between: $\chi^2(3) = 733.6$, $p < .001$), and Kaiser-Meyer-Olkin (KMO) values indicated adequate sampling adequacy (within: $\text{KMO} = 0.781$; between: $\text{KMO} = 0.774$). Parallel analysis (500 iterations, 95th percentile threshold) retained a single factor at both levels. The one-factor solution explained 89.1% of within-user variance and 92.7% of between-user variance. These results indicate that satisfaction, trust, and reliance do not function as empirically distinct constructs in our data: participants rated them nearly interchangeably across interactions and across individuals. We therefore average the three scores into a single composite measure, which serves as the dependent variable in all subsequent analyses.

C.2 Linear Mixed Effects Model

We use pymer4 (Jolly, 2018) to fit Linear Mixed Effects Models in our analysis, using REML. Table 4 reports the coefficients, confidence intervals, and significance level (p) of the model used to predict the usability variable u .

D AI Use Statement

We used AI coding tools to streamline the generation of visual artifacts of the paper, and writing

Source	Topic	Example	Count
MED-MT	Patient-Physician	Hello, I came in today because I have been feeling unwell for about a week now. My primary symptom is a very persistent and sore throat that hasn't improved. In addition to that, I have also started experiencing chills over the last few nights, so I thought it would be best to get it checked out professionally.	50
Synthetic	Over-the-counter Pharmacy	Hi there, I'm hoping you can help. For the past five days, I've had terrible seasonal allergies—constant sneezing, a runny nose, and really itchy, watery eyes. I've been taking one 10mg Cetirizine tablet every morning, but it's barely making a dent. Is there a more effective over-the-counter option you'd recommend for these symptoms?	100
BConTrasT	Customer Support	Hello, I'd like to place an order for pickup from Bella Luna Pizzeria. I need four large pizzas, all with extra cheese, please. The first one should have pepperoni and pineapple, the second one should be the five-cheese blend, the third a taco pizza, and the last one should just have tomatoes, olives, and green peas.	50
Synthetic	Everyday	Excuse me, good morning. I'm trying to get to the Belém Tower from here at Rossio station. I believe I need to take the 15E tram, is that correct? I'll need to buy a Viva Viagem card for two people for a single trip; could you tell me the total cost and the approximate travel time around 11 AM?	100

Table 3: **Conversation starters.** These prompts simulate a real-life beginning of conversation in high- (top) and low- (bottom) stakes scenarios. Synthetic rows are new. Absolute counts per data source.

term	Estimate	Std. Error	t	p	2.5%	97.5%
(Intercept)	1.564	0.164	9.535	0.000	1.242	1.886
Group: US _B	0.136	0.133	1.022	0.308	-0.127	0.399
Group: US _w	0.131	0.135	0.975	0.331	-0.135	0.397
Gender: Woman	-0.202	0.120	-1.677	0.096	-0.440	0.036
Model: Phi 4	0.069	0.067	1.035	0.301	-0.062	0.200
Model: Tower+	0.644	0.069	9.378	0.000	0.509	0.779
Model: Voxtral	0.733	0.068	10.860	0.000	0.601	0.865
u (Baseline)	0.466	0.030	15.504	0.000	0.407	0.525
Topic: Health	0.332	0.064	5.177	0.000	0.206	0.459
Source: Gemini	-0.541	0.084	-6.483	0.000	-0.706	-0.377
Source: MED-MT	-0.343	0.109	-3.147	0.002	-0.557	-0.128
Source: Qwen 3	-0.452	0.083	-5.413	0.000	-0.616	-0.287
Group: US _B × Gender: Woman	0.070	0.172	0.408	0.684	-0.269	0.410
Group: US _w × Gender: Woman	0.363	0.173	2.098	0.038	0.021	0.706

Table 4: **Fixed-effect estimates.** Linear mixed-effects model predicting usability (u) across $N = 1,738$ observations. The model includes group, gender, and their interaction as focal predictors, with conversation topic, translation model, baseline usability, validator translation score, and correction ratio as covariates. Random intercepts are included for participants and conversations. The reference category is Hindi, Man, DeSTA2, BConTrasT, Everyday. CIs are 95% Wald intervals.

assistants to polish parts of this manuscript.

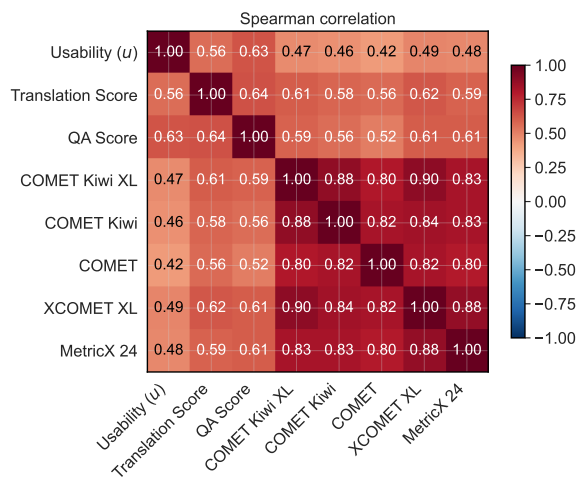


Figure 11: Spearman's ρ correlation between Usability (u) and translation quality metrics.