

Enhancing Software Engineering Through Closed-Loop Memory Optimization

Xuehang Guo¹, Zora Zhiruo Wang², Qingyun Wang¹, Graham Neubig^{2,3}, Xingyao Wang^{3,4}

¹William & Mary ²Carnegie Mellon University ³OpenHands ⁴University of Illinois Urbana-Champaign

Abstract

Large language models (LLMs) have enabled powerful software engineering (SE) agents capable of navigating complex codebases and resolving real-world issues. However, these agents remain fundamentally episodic: they fail to retain, refine, and reuse experiences across tasks, repeatedly reconstructing context from scratch and reproducing similar mistakes. Even with memory support, they offer no remedy for the absence of a principled, task-agnostic *memory utility*, making them difficult to evaluate rigorously or generalize across agents and settings. To tackle these limitations, we introduce **MemOp**, a closed-loop framework for memory augmentation in SE agents. **MemOp** grounds memory utility in *validated downstream impact*, establishing utility as both a task-agnostic **evaluation benchmark** and an annotation-free **optimization signal**. Through complementary evaluation on *single-episode* and *cross-episode* memory augmentation, results demonstrate that **MemOp** consistently improves SE agents across settings, achieving absolute gains of up to $\uparrow 5.25\%$ in success rate and $\uparrow 4.63\%$ in resolve efficiency, while substantially reducing computational cost by $\geq 9.79\%$. Our project page: <https://xhguo7.github.io/MemOp/>.

1 Introduction

The emergence of large language models has catalyzed a paradigm shift in software engineering, enabling LLM agents capable of addressing complex real-world SE tasks (Jin et al., 2025; Guo et al., 2025b). Through tool use, code execution, and multi-step reasoning, LLM-powered SE agents have demonstrated remarkable capabilities in repository-level code generation (Yang et al., 2024; Zhang et al., 2024; Tao et al., 2024). Recent advances, such as SWE-agent (Yang et al., 2024), OpenHands (Wang et al., 2025b), and Claude Code (Anthropic, 2025b), showcase the great potential of SE agents to autonomously navigate codebases, understand complex requirements, and implement solutions that span multiple files and functions within continuously evolving SE environments.

Despite these advances, SE agents remain fundamentally episodic: *they fail to develop an adaptive and evolvable mental model across tasks*. When solving repository-level issues, SE agents repeatedly reconstruct context from scratch, rediscover codebase structure, repeat ineffective implementation strategies, and overlook transferrable knowledge and lessons (§A & Figs. 6-13). This limitation is

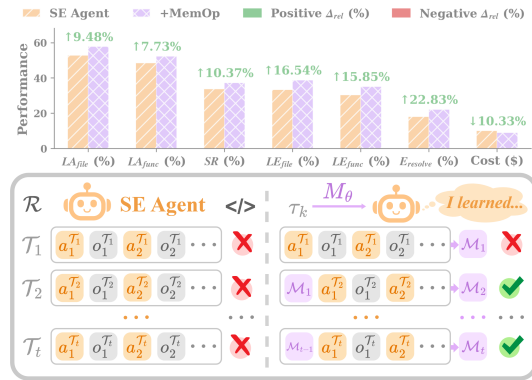


Figure 1: **Memory-Augmented Software Engineering**. Compared with *no- M_θ SE agent* (left), **MemOp** (right) equips SE agents with adaptively distilled memories to better tackle dynamic real-world SE challenges.

especially acute in software engineering, where repositories evolve continuously and many tasks share project-specific conventions, debugging patterns, and architectural constraints. These failures are not due to inherent capability limits, but stem from *the absence of principled memory mechanisms that continuously distill experience into reusable knowledge* (Wang et al., 2026b).

However, simply augmenting agents with memory fails to resolve the problem. Existing memory-augmented approaches lack a principled and general definition of *memory utility*: they can store, retrieve, or summarize past experience, but whether a given memory actually improves downstream performance, and whether that judgment transfers across different tasks and agents, remains fundamentally unclear. As a result, memory design and optimization typically rely on task-specific heuristics (Wang et al., 2025a; Ong et al., 2025; Yan et al., 2025; Fang et al., 2025), complex memory architectures (Chen et al., 2024), and human expertise to determine what should be remembered and how memories should be refined (Wang et al., 2026a; Chen et al., 2024) (§5). Yet without a task-agnostic notion of *memory utility*, it remains unclear (i) how to determine whether a memory is genuinely beneficial, (ii) which properties make memory effective, and (iii) how to leverage utility to guide memory optimization in a generalizable, annotation-free manner. These shortcomings make existing methods difficult to *evaluate rigorously, optimize effectively, and transfer across agents, tasks, and settings*.

To address these limitations, we introduce **MemOp** (§2), a closed-loop memory optimization framework for SE agents. **MemOp** grounds memory utility in *validated downstream impact*: a memory is useful *if and only if* it measurably improves SE agent performance on downstream tasks. As such, **MemOp** turns memory from a hand-designed prompt artifact into an optimizable component: the system learns *what to remember* by measuring *what improves downstream performance*. **MemOp** presents two key innovations:

- ❶ **Principled memory utility as dual harness:** **MemOp** introduces a formal notion of *memory utility* grounded in *validated downstream impact* (§2.2): a memory is useful *if and only if* it causally improves SE agent performance on downstream tasks. This outcome-grounded definition serves a dual role: (i) an *evaluation benchmark* that enables rigorous, task-agnostic memory assessment (§3.1), and (ii) an *optimization signal* that directly drives memory optimization without costly annotation (§3.2). By anchoring utility to empirical SE performance rather than heuristic preferences (§5), **MemOp** transforms memory quality from an ill-defined property into a measurable, optimizable quantity.
- ❷ **Closed-loop memory optimization:** Building on this utility definition, **MemOp** implements *closed-loop training* that adaptively optimizes memory without external supervision (§2.3). *Trajectory-level reflection* distills candidate memories from completed SE trajectories, and *performance-grounded validation* converts each candidate into training signal by measuring its causal impact on downstream outcomes (§3.3).

To systematically evaluate *memory effectiveness*, we study **MemOp** under two regimes (§3.4): *single-episode memory generation*, where memory is distilled from one trajectory and immediately reused, and *cross-episode memory evolution*, where memory is progressively refined as the agent accumulates experience across tasks. Results show that **MemOp** notably improves SE agents in both settings (Δ_{abs} up to $\uparrow 5.25\%$ in *SR*), with trained memory models achieving high-quality reflections (§4.2) and robust adaptability (§4.3) at substantially reduced computational cost ($\Delta_{rel} \geq 9.79\%$, Fig. 1, §F).

2 Memory Augmentation for Agentic Software Engineering

2.1 Problem Formulation

We consider an SE agent operating on a repository \mathcal{R} to solve the k -th task \mathcal{T}_k ($k = 1, 2, 3, \dots$). Starting from the initial state \mathcal{S}_{k-1} , the SE agent interacts with \mathcal{R} through a sequence of actions $\mathcal{A} = \{a_1, a_2, \dots, a_n\}$ ($n \leq N_{\mathcal{A}}$, $N_{\mathcal{A}}$ is the maximum problem-solving iterations allowed for the SE agent), including code navigation, file reading, command execution, and function modification. Upon task completion at state \mathcal{S}_k , this interaction produces a problem-solving trajectory $\tau_k = \{(a_1, o_1), (a_2, o_2), \dots, (a_n, o_n)\}$, where o_i represents the outputs and observations of a_i ($1 \leq i \leq n$).

Memory-Augmented SE Agent. Motivated by our preliminary studies that expose fundamental limitations in how agents process and retain problem-solving experience (§A.1), we augment the SE

agent with an evolving memory state \mathcal{M}_k , stored in `Memory.md` (§A.2), that distills lessons learned to facilitate the SE agent on future tasks. In deployment, **MemOp** operates in two phases:

- ❶ **Reflective Memory Evolution:** After completing task \mathcal{T}_k on repository \mathcal{R} , a dedicated memory model M_θ reflects on problem-solving trajectory τ_k to evolve memory state: $\mathcal{M}_k = M_\theta(\mathcal{R}, \mathcal{S}_k)$, where $\mathcal{S}_k = \mathbf{S}(\mathcal{M}_{k-1}, \tau_k)$ incorporates prior memory and current trajectory, and $\mathbf{S}(\cdot)$ constructs the agent state from previous memory state and current trajectory.
- ❷ **Memory-Augmented Execution:** When solving \mathcal{T}_{k+1} , the agent is equipped with \mathcal{M}_k , which provides distilled insights guiding more effective navigation, reasoning, and problem-solving.

This raises two fundamental challenges that **MemOp** addresses: (1) *how to measure whether a memory is useful*, and (2) *how to optimize memory toward utility*.

2.2 Memory Utility: If It Doesn't Help, It Doesn't Count

Grounding Utility in Downstream Impact. Memory-augmented agentic systems face a critical problem: *there is no principled way to quantify whether a given memory is genuinely useful* (§5).

Without such measures, it is impossible to distinguish good memory from noise, or even to leverage quality signals to drive learning (§5&B). We tackle this with a concrete, outcome-grounded definition: *a memory is useful if and only if it demonstrably improves SE agent performance on downstream tasks*.

Performance-Grounded

Memory Utility. Given a candidate memory \mathcal{M}_j generated from trajectory τ_k on task \mathcal{T}_k in repository \mathcal{R} , we measure the performance change $\Delta_i(\mathcal{M}_j)$ for each metric i ($i \in \{1, \dots, N_Q\}$, where $N_Q = 10$ multi-dimensional metrics defined in §3.1) by comparing memory-augmented problem-solving against no-memory baseline.

Memory Acceptance Criterion. Based on empirical measurements, we establish a rigorous criterion for memory quality. A candidate memory \mathcal{M}_j is **accepted** as high-quality if and only if it satisfies:

$$\forall i : \Delta_i(\mathcal{M}_j) \geq 0 \quad \wedge \quad \exists i : \Delta_i(\mathcal{M}_j) > 0 \quad (1)$$

Memory candidates that fail this criterion are **rejected**. This *acceptance criteria* serves as a dual role in **MemOp**: (1) an evaluation benchmark for rigorous, task-agnostic memory assessment (§3.1), and (2) an optimization signal that drives memory learning without external annotation (§3.2).

2.3 MemOp For Closed-Loop Memory Optimization

From Experience to Memory. At the core of **MemOp** is to learn a memory model $M_\theta : \mathcal{S}_k \rightarrow \mathcal{M}_k$ that distills agent experience into memory, mapping current agent state $\mathcal{S}_k = \mathbf{S}(\mathcal{M}_{k-1}, \tau_k)$ to a new memory state \mathcal{M}_k that captures key patterns, observations, and actionable insights (§A):

$$\mathcal{M}_k = M_\theta(\mathcal{R}, \mathcal{S}_k) = M_\theta(\mathcal{R}, (\mathcal{M}_{k-1}, \tau_k)) \quad (2)$$

Each memory encodes lessons learned, codebase structures identified, reasoning patterns discovered, and task-relevant contextual information that the SE agent can leverage in future problem-solving. Our preliminary study on memory structure (§A.2) and generation instructions (§A.3) informs how \mathcal{M}_k is represented and how M_θ is guided to generate it effectively.

Memory Optimization Objective. Our goal is to learn M_θ such that the SE agent augmented with memory \mathcal{M}_k achieves superior performance on future tasks $\mathcal{T}_{k'}$ ($k' > k$):

$$M_\theta^* = \arg \max_{M_\theta} \mathbb{E}_{\mathcal{T}_{k'}, \mathcal{R}} [\mathbf{Q}(\mathcal{A}_{k'} | \mathcal{R}, \mathcal{S}_{k'})] \quad (3)$$

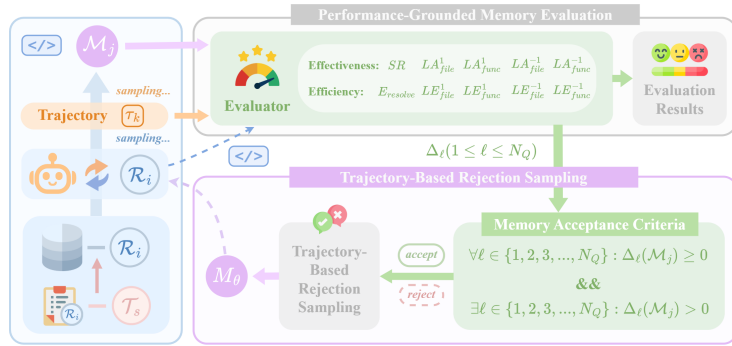


Figure 2: **Memory Utility.** We tackle the fundamental challenge (§2.2) by proposing *memory utility with performance-grounded memory evaluation and trajectory-level rejection sampling*.

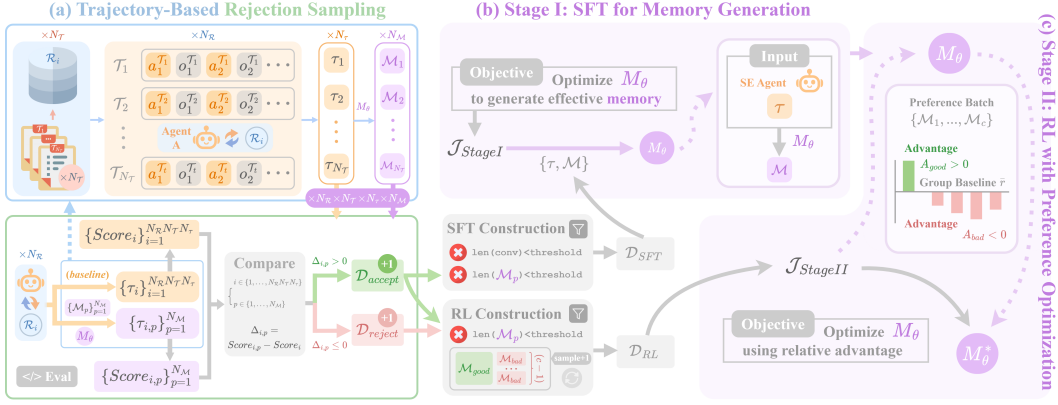


Figure 3: **Memory Model Finetuning.** By preparing training datasets (Tab. 4) through *trajectory-based rejection sampling* (§3.2), M_θ is finetuned through two-stage training via SFT and RL (§3.3).

where $\mathbf{Q}(\cdot)$ is a composite memory utility function combining all N_Q multi-dimensional metrics (§3.1) across task performance and problem-solving efficiency, and M_θ^* is the optimal memory evolution function **MemOp** aims to learn. Crucially, \mathbf{Q} is precisely the utility signal defined in §2.2, directly connecting *how we measure* memory quality to *what we optimize for*. This alignment is the conceptual core of **MemOp**: by anchoring the training objective to empirical SE outcomes rather than heuristic proxies, memory quality becomes a measurable, optimizable quantity.

3 Memory Optimization via Performance-Validated Finetuning

Turning *memory utility* into *optimization signals*, we first define how *memory utility* is measured (§3.1), then use that signal to curate training data (§3.2), and finally train M_θ in a closed loop (§3.3).

3.1 Grounding Memory Utility in Downstream Performance

To ensure the evaluation quality and comprehensiveness during both memory training datasets curation (§3.2) and SE performance evaluation (§4), we employ a systematic set of eight evaluation metrics covering the effectiveness and efficiency of SE agent’s problem-solving.

Success Rate (SR) (Eq. 4) measures the proportion of tasks successfully resolved.

$$SR = \frac{1}{|\mathcal{T}|} \sum_{\mathcal{T}_i \in \mathcal{T}} \mathbf{1}(SR_t = 1) \quad (4)$$

where \mathcal{T} is the set of all tasks, $\mathbf{1}(\cdot)$ is the indicator function, and $SR_t \in \{0, 1\}$ indicates whether the t -th task is successfully resolved.

Localization Accuracy (LA) (Eq. 5) evaluates the SE agent’s ability to localize required targets at two levels, including: (a) *file* (LA_{file}): accurately identifying the target files, and (b) *function* (LA_{func}): accurately pinpointing the target functions; and two criteria, including: (a) *first success* ($LA^{(1)}$): measures whether the agent successfully localizes at least one required target, and (b) *full success* ($LA^{(-1)}$): measures whether the agent successfully localizes all required targets.

$$LA_f^{(e)} = \frac{1}{|\mathcal{T}|} \sum_{\mathcal{T}_i \in \mathcal{T}} \mathbf{1}(LA_{f,t}^{(e)} = 1) \quad (5)$$

where $e \in \{1, -1\}$ denotes the success criterion (*first* vs. *full*), and $f \in \{file, func\}$ denotes the target granularity. For a given task \mathcal{T}_t , let \mathcal{F}_t^* and \mathcal{G}_t^* denote the ground-truth target files and functions, respectively, and let $\mathcal{F}_{t,i}$ and $\mathcal{G}_{t,i}$ represent the files and functions accessed by the agent at step i . *First success* ($e = 1$) measures whether the agent identifies *any* target during problem-solving: the agent achieves first file localization if it accesses at least one target file across all steps, and similarly for functions. *Full success* ($e = -1$) measures whether the agent identifies *all* targets: the agent achieves full file localization only if all target files are eventually accessed, and similarly for functions.

Resolve Efficiency ($E_{resolve}$) (Eq. 6) measures the average proportion of SE agent’s problem-solving iterations saved when resolving tasks.

$$E_{resolve} = \frac{1}{|\mathcal{T}|} \sum_{\mathcal{T}_t \in \mathcal{T}} E_{resolve,t} \quad (6)$$

where $E_{resolve,t} = 1 - \frac{n_t}{N_A}$. Higher values indicate faster resolution, with $E_{resolve,t} = 0$ when the agent uses up all N_A iterations on task \mathcal{T}_t .

Localization Efficiency (LE) (Eq. 7) measures the average efficiency in localizing required targets at two levels (*file & function*) and two criteria (*first & full*): (a) *first success*: $LE^{(1)}$ evaluates SE agent efficiency in localizing the first required targets; and (b) *full success*: $LE^{(-1)}$ evaluates SE agent efficiency in localizing all required targets.

$$LE_f^{(e)} = \frac{1}{|\mathcal{T}|} \sum_{\mathcal{T}_t \in \mathcal{T}} LE_{f,t}^{(e)} \quad (7)$$

where $e \in \{1, -1\}$ denotes the efficiency criterion (*first vs. full*), $f \in \{file, func\}$ denotes the target granularity, and $LE_{f,t}^{(e)} = 1 - n_{f,t}^{(e)}/N_A$ with $n_{f,t}^{(e)}$ as the number of steps to achieve localization success. For *first success* ($e = 1$), $n_{f,t}^{(1)}$ is the step at which the agent first identifies *any* target file or function; for *full success* ($e = -1$), $n_{f,t}^{(-1)}$ is the step by which *all* targets are identified.

Performance Difference is measured by *absolute* difference (Δ_{abs}) (Eq. 8) and *relative* difference (Δ_{rel}) (Eq. 9) in performance for each quality metric above (Eqs. 4-7).

$$\Delta_{abs,i} = (Q_{i,MemOp} - Q_{i,baseline}) \times 100\% \quad (8)$$

$$\Delta_{rel,i} = (Q_{i,MemOp} - Q_{i,baseline})/Q_{i,baseline} \times 100\% \quad (9)$$

where $Q_{i,MemOp}$ and $Q_{i,baseline}$ denote the i -th metric with **MemOp** and baseline, respectively.

3.2 Curating Performance-Validated Memory Utility

The quality of memory instances directly determines their utility for SE agent problem-solving. To construct high-quality training data, we propose *trajectory-based rejection sampling*, a rigorous data curation method that applies our evaluation module (§2.2) to filter memory candidates, retaining only those empirically validated to improve SE agent performance. Alg. 1 formalizes this rejection sampling algorithm on $N_{\mathcal{R}}$ repositories randomly sampled from SWE-Bench-Verified (Jimenez et al., 2024), with $N_{\mathcal{T}}$ SE tasks for each repository. The SE agent attempts to solve each task with N_{τ} rollouts, during which each trajectory is used to generate $N_{\mathcal{M}}$ memory candidates. Our memory acceptance criteria (Eq. 1) then determines whether \mathcal{M}_p is categorized to the accepted set \mathcal{D}_{accept} or rejected set \mathcal{D}_{reject} . As such, this rejection sampling yields two datasets for our two-stage training:

- ❶ **Stage I Dataset \mathcal{D}_{SFT}** : The Stage I dataset, comprising accepted memory samples filtered from \mathcal{D}_{accept} to train the memory model to generate performance-enhancing memories.
- ❷ **Stage II Dataset \mathcal{D}_{RL}** : The Stage II dataset, where the ground-truth memory of each sample is drawn from \mathcal{D}_{accept} , and contrastive candidates are drawn from the filtered subset of \mathcal{D}_{reject} corresponding to the same SE task and repository.

3.3 Training Memory Model from Validated Reflections

Stage I: Supervised Finetuning for Memory Generation. The memory model M_{θ} is first trained through supervised finetuning (SFT) on \mathcal{D}_{SFT} (§3.2) to acquire fundamental memory generation abilities from SE agents’ trajectories. Given a trajectory-memory pair $(\tau, \mathcal{M}) \in \mathcal{D}_{SFT}$, we optimize:

$$\mathcal{J}_{StageI} = -\mathbb{E}_{(\tau, \mathcal{M}) \sim \mathcal{D}_{SFT}} [\log P_{\theta}(\mathcal{M}|\tau, \mathcal{T}, \mathcal{R})] \quad (10)$$

This stage teaches M_{θ} the critical characteristics of effective memories, establishing the foundation for high-quality memory generation and evolution.

Stage II: Reinforcement Learning with Preference Optimization. As Stage I equips M_{θ} with foundational memory generation abilities, Stage II further optimizes M_{θ} toward generating high-quality memory that improves SE agent performance via RL on \mathcal{D}_{RL} (§3.2). M_{θ} is trained with

Algorithm 1 Trajectory-Based Rejection Sampling

Input: Repositories $\{\mathcal{R}_i\}_{i=1}^{N_{\mathcal{R}}}$, tasks per repo $N_{\mathcal{T}}$, trajectory rollouts per task N_{τ} , memory candidates per trajectory $N_{\mathcal{M}}$

Output: Accepted dataset \mathcal{D}_{accept} , rejected dataset \mathcal{D}_{reject}

Models: Memory model M_{θ} , SE agent AGENT

Metrics: $N_Q=10$ multi-dimensional metrics ($SR, LA, E_{resolve}, LE$) defined in §3.1

```

1: function SAMPLEMEMORY( $\mathcal{R}, \mathcal{T}, \tau$ )           ▷ Memory sampling function definition (§3.2)
2:   SCOREbase ← Q(AGENT( $\mathcal{R}, \mathcal{T}, \emptyset$ ))         ▷ Baseline utility (§2.3)
3:   for  $p = 1$  to  $N_{\mathcal{M}}$  do
4:      $\mathcal{M}_p \leftarrow M_{\theta}(\mathcal{R}, \tau)$            ▷ Generate candidate (Eq. 2)
5:     SCORE $p$  ← Q(AGENT( $\mathcal{R}, \mathcal{T}, \mathcal{M}_p$ ))         ▷ Candidate memory utility (§2.3)
6:      $\Delta(\mathcal{M}_p) \leftarrow \text{SCORE}_p - \text{SCORE}_{base}$    ▷ Utility gain (Eq. 8)
7:     if ( $\forall \ell \in \{1, \dots, N_Q\} : \Delta_{\ell}(\mathcal{M}_p) \geq 0$ )  $\wedge$  ( $\exists \ell : \Delta_{\ell}(\mathcal{M}_p) > 0$ ) then ▷ Criterion (Eq. 1)
8:        $\mathcal{D}_{accept} \leftarrow \mathcal{D}_{accept} \cup \{(\mathcal{R}, \tau, \mathcal{M}_p)\}$ 
9:     else
10:       $\mathcal{D}_{reject} \leftarrow \mathcal{D}_{reject} \cup \{(\mathcal{R}, \tau, \mathcal{M}_p)\}$ 
11:    end if
12:  end for
13: end function

14:  $\mathcal{D}_{accept} \leftarrow \emptyset, \mathcal{D}_{reject} \leftarrow \emptyset$ 
15: for  $i = 1$  to  $N_{\mathcal{R}}$  do           ▷ Iterate over  $N_{\mathcal{R}}$  repositories
16:   for  $j = 1$  to  $N_{\mathcal{T}}$  do           ▷ Iterate over  $N_{\mathcal{T}}$  tasks
17:    for  $t = 1$  to  $N_{\tau}$  do           ▷ Iterate over  $N_{\tau}$  trajectories
18:     SAMPLEMEMORY( $\mathcal{R}_i, \mathcal{T}_{ij}, \tau_{ijt}$ )         ▷ Memory sampling
19:    end for
20:   end for
21: end for
22: return  $\mathcal{D}_{accept}, \mathcal{D}_{reject}$            ▷ Dataset curation (§3.3)
  
```

the reward (Eq. 11) grounded in memory utility (§2.2), directly optimizing memory generation toward validated downstream SE impact. Concretely, for each sample in \mathcal{D}_{RL} , M_{θ} generates c memory candidates $\{\mathcal{M}_1, \mathcal{M}_2, \dots, \mathcal{M}_c\}$ from the same task $\mathcal{T}^{\mathcal{R}}$ on repository \mathcal{R} , where ground-truth memory is drawn from \mathcal{D}_{accept} and the remaining $(c - 1)$ candidates are drawn from \mathcal{D}_{reject} . The reward function directly measures the SE performance improvement induced by each generated memory:

$$r(\mathcal{M}_i) = \frac{1}{N_Q} \sum_{\ell=1}^{N_Q} \Delta_{\ell}(\mathcal{M}_i) \quad (11)$$

where $\Delta_{\ell}(\mathcal{M}_i)$ is the performance change on metric ℓ when the SE agent is augmented with \mathcal{M}_i compared to the no-memory baseline (Eq. 8). This grounds the RL signal directly in downstream SE outcomes, where M_{θ} is rewarded for generating memory that measurably improves agent performance, and penalized for generating memory that is redundant or harmful. Accordingly, Stage II optimizes M_{θ} to maximize the expected reward advantage relative to the group baseline:

$$\mathcal{J}_{\text{StageII}} = -\mathbb{E}_{(\mathcal{T}, \mathcal{R}, \mathcal{M}_i) \sim \mathcal{D}_{RL}} [A_i \log P_{\theta}(\mathcal{M}_i | \mathcal{T}, \mathcal{R})] \quad (12)$$

where $A_i = r(\mathcal{M}_i) - \bar{r}$ is the advantage of \mathcal{M}_i , and $\bar{r} = \frac{1}{c} \sum_{j=1}^c r(\mathcal{M}_j)$ is the group baseline reward computed over a rollout batch of c generated memory candidates. Through Stage II optimization, M_{θ} learns to generate memory that shares properties with validated high-quality memories while avoiding patterns common in rejected candidates.

3.4 Evaluation Regimes for Effective Reflection & Adaptive Evolution

A useful memory framework should be *effective across downstream tasks* and *adaptive in memory evolution*. Therefore, we evaluate **MemOp** in two modes:

Single-Episode Memory Generation. **MemOp** generates a memory \mathcal{M}_k from each completed SE trajectory τ_k , which is immediately reused to augment the SE agent. This regime evaluates the most

Table 1: **Single-Episode Memory Augmentation.** Single-episode accuracy and efficiency of SE agents (§3.1). Comparing baselines to SE agents with **non-finetuned** M_θ (**NFT**) or **finetuned** (**FT**) **MemOp**, **absolute performance differences** (Eq. 8) are shown as *positive* $\uparrow \Delta_{abs}\%$ or *negative* $\downarrow \Delta_{abs}\%$. “-T” indicates *thinking* mode.

M_θ	Accuracy (%)					Efficiency (%)				
	$LA_{file}^{(1)}$	$LA_{func}^{(1)}$	$LA_{file}^{(-1)}$	$LA_{func}^{(-1)}$	SR	$LE_{file}^{(1)}$	$LE_{func}^{(1)}$	$LE_{file}^{(-1)}$	$LE_{func}^{(-1)}$	$E_{resolve}$
SE Agent: Devstral-Small-2507										
(Baseline)	69.75	62.50	64.89	51.10	39.25	32.43	27.51	27.23	15.34	10.01
Claude-4-Sonnet	$\uparrow 1.50$	$\uparrow 1.50$	$\uparrow 2.37$	$\uparrow 1.01$	$\uparrow 2.00$	$\uparrow 2.83$	$\uparrow 3.13$	$\uparrow 3.75$	$\uparrow 3.83$	$\uparrow 3.74$
DeepSeek-1.5B	$\downarrow 3.50$	$\downarrow 3.75$	$\downarrow 2.22$	$\downarrow 3.26$	$\downarrow 4.50$	$\downarrow 3.79$	$\downarrow 3.29$	$\downarrow 1.56$	$\downarrow 1.72$	$\downarrow 1.63$
DeepSeek-7B	$\downarrow 1.75$	$\downarrow 1.50$	$\downarrow 2.06$	$\downarrow 2.65$	$\downarrow 3.25$	$\downarrow 2.82$	$\downarrow 2.53$	$\downarrow 0.69$	$\downarrow 0.98$	$\downarrow 0.42$
Qwen2.5-3B	$\downarrow 2.00$	$\downarrow 2.00$	$\downarrow 2.02$	$\downarrow 2.50$	$\downarrow 4.25$	$\downarrow 2.71$	$\downarrow 1.87$	$\downarrow 2.06$	$\downarrow 1.07$	$\downarrow 1.03$
Qwen2.5-7B	$\downarrow 0.50$	$\downarrow 1.00$	$\downarrow 0.97$	$\downarrow 0.97$	$\downarrow 1.75$	$\downarrow 1.07$	$\downarrow 0.84$	$\downarrow 0.62$	$\downarrow 0.53$	$\downarrow 0.68$
Qwen3-4B	$\downarrow 2.00$	$\downarrow 1.25$	$\downarrow 1.81$	$\downarrow 2.77$	$\downarrow 4.00$	$\downarrow 2.57$	$\downarrow 2.34$	$\downarrow 2.41$	$\downarrow 1.20$	$\downarrow 1.24$
Qwen3-4B-T	$\downarrow 1.50$	$\downarrow 0.50$	$\downarrow 1.13$	$\downarrow 1.46$	$\downarrow 3.25$	$\downarrow 1.52$	$\downarrow 0.56$	$\downarrow 0.60$	$\downarrow 0.59$	$\downarrow 0.61$
DeepSeek-1.5B (FT)	$\uparrow 0.75$	$\uparrow 0.50$	$\uparrow 1.33$	$\uparrow 0.63$	$\uparrow 0.75$	$\uparrow 1.19$	$\uparrow 0.65$	$\uparrow 1.34$	$\uparrow 1.39$	$\uparrow 2.20$
DeepSeek-7B (FT)	$\uparrow 2.25$	$\uparrow 3.00$	$\uparrow 2.78$	$\uparrow 3.01$	$\uparrow 4.75$	$\uparrow 1.35$	$\uparrow 2.70$	$\uparrow 2.51$	$\uparrow 4.13$	$\uparrow 3.81$
Qwen2.5-3B (FT)	$\uparrow 1.00$	$\uparrow 0.75$	$\uparrow 1.03$	$\uparrow 0.71$	$\uparrow 0.75$	$\uparrow 0.76$	$\uparrow 0.63$	$\uparrow 1.04$	$\uparrow 0.89$	$\uparrow 1.92$
Qwen2.5-7B (FT)	$\uparrow 2.25$	$\uparrow 2.00$	$\uparrow 2.35$	$\uparrow 4.64$	$\uparrow 5.25$	$\uparrow 1.74$	$\uparrow 2.99$	$\uparrow 2.21$	$\uparrow 4.01$	$\uparrow 2.67$
Qwen3-4B (FT)	$\uparrow 2.00$	$\uparrow 1.25$	$\uparrow 2.45$	$\uparrow 1.37$	$\uparrow 1.75$	$\uparrow 2.26$	$\uparrow 1.16$	$\uparrow 2.49$	$\uparrow 3.46$	$\uparrow 2.22$
Qwen3-4B-T (FT)	$\uparrow 2.75$	$\uparrow 1.75$	$\uparrow 3.48$	$\uparrow 1.45$	$\uparrow 2.50$	$\uparrow 3.17$	$\uparrow 3.47$	$\uparrow 3.91$	$\uparrow 4.78$	$\uparrow 4.63$
SE Agent: Qwen3-Coder-30B-A3B										
(Baseline)	52.75	48.50	49.06	40.42	33.75	33.25	30.29	28.69	21.06	17.96
Claude-4-Sonnet	$\uparrow 4.00$	$\uparrow 2.75$	$\uparrow 4.19$	$\uparrow 2.70$	$\uparrow 2.25$	$\uparrow 5.02$	$\uparrow 4.14$	$\uparrow 5.07$	$\uparrow 4.36$	$\uparrow 3.78$
DeepSeek-1.5B	$\downarrow 4.75$	$\downarrow 4.00$	$\downarrow 4.31$	$\downarrow 1.60$	$\downarrow 2.75$	$\downarrow 2.47$	$\downarrow 2.14$	$\downarrow 2.46$	$\downarrow 1.92$	$\downarrow 2.09$
DeepSeek-7B	$\downarrow 1.75$	$\downarrow 1.50$	$\downarrow 1.28$	$\downarrow 2.05$	$\downarrow 1.75$	$\downarrow 1.94$	$\downarrow 1.45$	$\downarrow 1.07$	$\downarrow 1.53$	$\downarrow 2.24$
Qwen2.5-3B	$\downarrow 4.25$	$\downarrow 4.00$	$\downarrow 4.24$	$\downarrow 2.40$	$\downarrow 2.75$	$\downarrow 2.91$	$\downarrow 3.08$	$\downarrow 1.93$	$\downarrow 2.48$	$\downarrow 2.28$
Qwen2.5-7B	$\downarrow 2.75$	$\downarrow 1.25$	$\downarrow 1.73$	$\downarrow 0.85$	$\downarrow 0.75$	$\downarrow 0.94$	$\downarrow 1.35$	$\downarrow 0.97$	$\downarrow 1.03$	$\downarrow 2.04$
Qwen3-4B	$\downarrow 4.50$	$\downarrow 3.75$	$\downarrow 4.33$	$\downarrow 2.50$	$\downarrow 1.75$	$\downarrow 2.98$	$\downarrow 2.87$	$\downarrow 2.55$	$\downarrow 2.29$	$\downarrow 2.47$
Qwen3-4B-T	$\downarrow 3.50$	$\downarrow 3.00$	$\downarrow 3.19$	$\downarrow 0.65$	$\downarrow 1.00$	$\downarrow 1.61$	$\downarrow 1.68$	$\downarrow 1.17$	$\downarrow 1.21$	$\downarrow 1.85$
DeepSeek-1.5B (FT)	$\uparrow 1.25$	$\uparrow 2.50$	$\uparrow 2.27$	$\uparrow 2.12$	$\uparrow 1.25$	$\downarrow 0.27$	$\uparrow 1.36$	$\uparrow 1.83$	$\uparrow 1.72$	$\uparrow 1.68$
DeepSeek-7B (FT)	$\uparrow 2.00$	$\uparrow 3.00$	$\uparrow 3.62$	$\uparrow 2.81$	$\uparrow 2.50$	$\uparrow 3.07$	$\uparrow 3.88$	$\uparrow 5.04$	$\uparrow 2.05$	$\uparrow 1.42$
Qwen2.5-3B (FT)	$\uparrow 0.75$	$\uparrow 0.50$	$\uparrow 0.94$	$\uparrow 0.62$	$\uparrow 0.50$	$\uparrow 0.19$	$\uparrow 1.69$	$\uparrow 0.82$	$\uparrow 0.82$	$\uparrow 0.69$
Qwen2.5-7B (FT)	$\uparrow 2.50$	$\uparrow 3.50$	$\uparrow 3.86$	$\uparrow 3.56$	$\uparrow 3.50$	$\uparrow 3.93$	$\uparrow 4.37$	$\uparrow 5.15$	$\uparrow 3.82$	$\uparrow 3.61$
Qwen3-4B (FT)	$\uparrow 2.00$	$\uparrow 1.25$	$\uparrow 2.37$	$\uparrow 1.46$	$\uparrow 1.00$	$\uparrow 3.03$	$\uparrow 2.42$	$\uparrow 3.29$	$\uparrow 2.09$	$\uparrow 1.41$
Qwen3-4B-T (FT)	$\uparrow 4.25$	$\uparrow 3.25$	$\uparrow 5.44$	$\uparrow 3.21$	$\uparrow 2.25$	$\uparrow 5.50$	$\uparrow 4.80$	$\uparrow 5.93$	$\uparrow 5.12$	$\uparrow 4.10$

fundamental ability of **MemOp**: *whether memory distilled from a single trajectory can effectively improve downstream SE performance.* It validates the quality of **MemOp**’s memory generation in isolation, independent of cross-task transfer or cross-episode generalization.

Cross-Episode Memory Evolution. **MemOp** evolves memory progressively across a sequence of tasks. When SE agent performs the $(k+1)$ -th task, it is equipped with the latest M_k generated at $S_k = \mathbf{S}(M_{k-1}, \tau_k)$. This regime validates the adaptability and robustness of **MemOp**: *whether memory can remain coherent, non-redundant, and increasingly useful as the SE agent encounters a growing diversity of tasks.*

4 Experiments

4.1 Setup

Model. For SE agents, we evaluate two LLMs, including Devstral-Small-2507 (AI & AI, 2025) and Qwen3-Coder-30B-A3B (Yang et al., 2025a). During training dataset construction (§3.2), we employ Claude-4-Sonnet (Anthropic, 2025a) as M_θ to generate memory candidates. For **MemOp**, we finetune six LLMs for memory reflection, including Qwen2.5 (3B & 7B) (Yang et al., 2025b), DeepSeek-R1 (1.5B & 7B) (Guo et al., 2025a), together with Qwen3-4B and Qwen3-4B-Thinking (Yang et al., 2025a).

Table 2: **Cross-Episode Memory Augmentation.** Cross-episode accuracy and efficiency of SE agents (§3.1). Comparing baselines to SE agents with **non-finetuned** M_θ (**NFT**) or **finetuned** (**FT**) **MemOp**, **absolute performance differences** (Eq. 8) are shown as $\uparrow \Delta_{abs}\%$ or $\downarrow \Delta_{abs}\%$.

M_θ	Accuracy (%)					Efficiency (%)				
	$LA_{file}^{(1)}$	$LA_{func}^{(1)}$	$LA_{file}^{(-1)}$	$LA_{func}^{(-1)}$	SR	$LE_{file}^{(1)}$	$LE_{func}^{(1)}$	$LE_{file}^{(-1)}$	$LE_{func}^{(-1)}$	$E_{resolve}$
SE Agent: Devstral-Small-2507										
(Baseline)	69.75	62.50	64.89	51.10	39.25	32.43	27.51	27.23	15.34	10.01
Claude-4-Sonnet	$\uparrow 0.75$	$\uparrow 1.25$	$\uparrow 1.47$	$\uparrow 0.68$	$\uparrow 1.25$	$\uparrow 2.35$	$\uparrow 2.34$	$\uparrow 2.41$	$\uparrow 2.07$	$\uparrow 2.63$
DeepSeek-7B	$\downarrow 6.00$	$\downarrow 7.25$	$\downarrow 4.54$	$\downarrow 6.37$	$\downarrow 5.25$	$\downarrow 8.07$	$\downarrow 4.08$	$\downarrow 5.47$	$\downarrow 3.59$	$\downarrow 4.49$
Qwen2.5-7B	$\downarrow 3.25$	$\downarrow 5.25$	$\downarrow 2.52$	$\downarrow 3.38$	$\downarrow 3.50$	$\downarrow 4.01$	$\downarrow 2.27$	$\downarrow 0.61$	$\downarrow 2.23$	$\downarrow 1.65$
Qwen3-4B	$\downarrow 5.25$	$\downarrow 7.25$	$\downarrow 4.05$	$\downarrow 6.32$	$\downarrow 4.75$	$\downarrow 4.78$	$\downarrow 2.64$	$\downarrow 2.86$	$\downarrow 1.96$	$\downarrow 1.95$
DeepSeek-7B (FT)	$\uparrow 1.00$	$\uparrow 0.25$	$\uparrow 0.48$	$\uparrow 0.42$	$\uparrow 1.00$	$\uparrow 0.64$	$\uparrow 0.47$	$\uparrow 0.65$	$\uparrow 0.39$	$\uparrow 0.68$
Qwen2.5-7B (FT)	$\uparrow 1.25$	$\uparrow 1.00$	$\uparrow 1.19$	$\uparrow 0.86$	$\uparrow 2.75$	$\uparrow 2.36$	$\uparrow 2.74$	$\uparrow 1.52$	$\uparrow 2.43$	$\uparrow 2.73$
Qwen3-4B (FT)	$\uparrow 1.75$	$\uparrow 1.25$	$\uparrow 1.69$	$\uparrow 0.78$	$\uparrow 1.75$	$\uparrow 2.28$	$\uparrow 1.81$	$\uparrow 2.35$	$\uparrow 2.59$	$\uparrow 1.33$
SE Agent: Qwen3-Coder-30B-A3B										
(Baseline)	52.75	48.50	49.06	40.42	33.75	33.25	30.29	28.69	21.06	17.96
Claude-4-Sonnet	$\uparrow 1.75$	$\uparrow 1.50$	$\uparrow 1.70$	$\uparrow 1.44$	$\uparrow 1.25$	$\uparrow 1.37$	$\uparrow 0.85$	$\uparrow 1.92$	$\uparrow 1.57$	$\uparrow 0.70$
DeepSeek-7B	$\downarrow 6.25$	$\downarrow 7.75$	$\downarrow 6.42$	$\downarrow 7.16$	$\downarrow 4.50$	$\downarrow 6.61$	$\downarrow 6.63$	$\downarrow 6.02$	$\downarrow 5.79$	$\downarrow 5.18$
Qwen2.5-7B	$\downarrow 4.25$	$\downarrow 3.75$	$\downarrow 3.74$	$\downarrow 3.53$	$\downarrow 2.50$	$\downarrow 4.47$	$\downarrow 5.11$	$\downarrow 3.32$	$\downarrow 3.29$	$\downarrow 3.85$
Qwen3-4B	$\downarrow 6.00$	$\downarrow 7.50$	$\downarrow 6.77$	$\downarrow 6.78$	$\downarrow 4.25$	$\downarrow 5.82$	$\downarrow 6.13$	$\downarrow 4.98$	$\downarrow 4.85$	$\downarrow 4.34$
DeepSeek-7B (FT)	$\uparrow 0.50$	$\uparrow 1.25$	$\uparrow 1.80$	$\uparrow 0.90$	$\uparrow 1.75$	$\uparrow 0.38$	$\uparrow 0.59$	$\uparrow 0.55$	$\uparrow 1.21$	$\uparrow 0.38$
Qwen2.5-7B (FT)	$\uparrow 1.25$	$\uparrow 1.75$	$\uparrow 2.26$	$\uparrow 1.88$	$\uparrow 3.00$	$\uparrow 1.21$	$\uparrow 1.08$	$\uparrow 2.17$	$\uparrow 1.92$	$\uparrow 1.33$
Qwen3-4B (FT)	$\uparrow 2.75$	$\uparrow 2.25$	$\uparrow 3.17$	$\uparrow 2.45$	$\uparrow 2.50$	$\uparrow 2.08$	$\uparrow 1.89$	$\uparrow 2.15$	$\uparrow 2.26$	$\uparrow 2.22$

Data. We leverage SWE-Bench-Verified (Jimenez et al., 2024) for training and evaluation. (1) During training dataset construction (§3.2), we randomly sampled $N_{\mathcal{T}} = 100$ tasks across $N_{\mathcal{R}} = 10$ repositories. We employ two LLMs (Devstral-Small-2505 (AI & AI, 2025) and Qwen3-Coder-480B-A35B Yang et al. (2025a)) to power SE agents on these 1,000 tasks, where we generate $N_{\mathcal{T}} = 4$ trajectories per task and $N_{\mathcal{M}} = 4$ memory per trajectory (Alg. 1), contributing to 3,200 memory candidates. Through performance filtering, we summarize our datasets in Tab. 4 (§E). (2) During evaluation (§3.4), we assess **MemOp** in both *single-episode* and *cross-episode* settings. To avoid evaluation circularity (§E), we randomly sample 100 evaluation instances (Fig. 18) non-overlapped with the $N_{\mathcal{T}} = 100$ instances used to construct our training dataset (§3.2). We compute $avg@4$ across all metrics for evaluation accuracy.

4.2 Reflective Memory Augmentation for SE Agent

MemOp consistently improves SE agents in *single-episode* software engineering. Compared to *no- M_θ baselines* (Tab. 1), **MemOp**-augmented SE agents consistently outperform across ten metrics (§3.1), achieving absolute gains of up to $\uparrow 5.25\%$ in *SR* and $\uparrow 4.63\%$ in $E_{resolve}$. Notably, most variants of **FT- M_θ** surpass Claude-4-Sonnet by as much as $\Delta_{abs} = \uparrow 3.25\%$ in *SR*. In contrast, **NFT- M_θ** consistently degrades SE performance, indicating that, without **MemOp**, base models alone are insufficient for effective SE memory augmentation. Collectively, **MemOp** exhibits significant improvements on single-episode SE, underscoring the effectiveness of *memory reflection* in enhancing intra-episode reasoning and problem-solving.

MemOp generalizes effectively to *cross-episode* software engineering. Tab. 2 shows consistent performance gains over *baseline no- M_θ SE agents*, with absolute improvements of up to $\uparrow 3.00\%$ in *SR* and $\uparrow 3.17\%$ in *LA*. Cross-episode reflective memory evolution is inherently challenging, as M_θ needs to determine which information to retain and share across episodes versus what to update. As a result, **NFT- M_θ** exhibits degraded performance compared to their single-episode counterparts (Tab. 1). In contrast, **MemOp** demonstrates strong adaptability in cross-episode reflective memory evolution, allowing M_θ to accumulate repository-level shared knowledge base while updating critical information. As shown in Tab. 2, **MemOp**-powered M_θ variants outperform both *no- M_θ baselines* ($\Delta_{abs} \geq 1.00\%$) and **NFT- M_θ** ($\Delta_{abs} \geq 3.28\%$) across evolution episodes, most of which surpass Claude by up to $\Delta_{abs} = \uparrow 1.75\%$ in *SR*. Qwen3-4B also showcases robust reflective memory

evolution ability, presenting $\uparrow 1.50\%$ higher than its single-episode SR . These observations highlight the effectiveness of **MemOp** in progressively refining and leveraging knowledge across episodes to enable more informed problem-solving and improved long-horizon software engineering.

4.3 Generalizability of **MemOp**

MemOp is generalizable across different SE agents and M_θ backbones. As shown in Tabs.1-2, for both Devstral-Small-2507 and Qwen3-Coder-30B-A3B, **MemOp**-augmented SE agents consistently outperform *no- M_θ baselines* and six **NFT- M_θ** across *single-episode* and *cross-episode* scenarios, achieving Δ_{abs} of up to $\uparrow 9.00\%$ in SR and $\uparrow 5.24\%$ in $E_{resolve}$ for Devstral-Small-2507, and $\uparrow 6.75\%$ in SR and $\uparrow 7.45\%$ in $E_{resolve}$ for Qwen3-Coder-30B-A3B. Meanwhile, the computational cost is notably reduced by $\Delta_{rel} \geq 9.79\%$ (Tab. 6).

All training stages contributes to performance improvements. As shown in Fig. 4, both training stages (§3.3) independently contribute to SE performance gains, where Stage I equips M_θ with foundational generation capabilities, while Stage II further refines memory quality via comparative performance signals. Notably, while Stage I or II alone independently improves SE performance, Stage I+II yields superior gains, demonstrating their complementary roles in memory optimization.

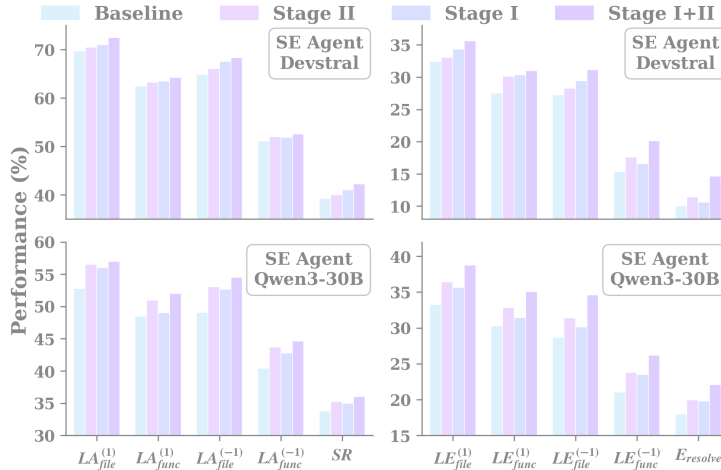


Figure 4: Adaptability to Different FT Stages.

MemOp is generalizable across repositories. Compared with *no- M_θ baselines*, Fig. 16 highlights the generalizability of **MemOp** to different SE repositories. Specifically, by evaluating repository-wise performance across 9 repositories and 90 instances with and without **MemOp**, results demonstrate consistent performance gains across ten metrics, underscoring the generalizability and robustness of **MemOp** across diverse repository structures and contexts.

MemOp is also useful when applying different RL algorithms. As shown in Fig. 5, by adapting three RL algorithms, including GRPO (Shao et al., 2024), DAPO (Yu et al., 2025), and GSPO (Zheng et al., 2025), **MemOp** yields consistent gains over both *no- M_θ baselines* and **NFT- M_θ** , with Δ_{abs} of up to $\uparrow 3.50\%$ on SR and $\uparrow 4.03\%$ on LA . These demonstrate that **MemOp** is algorithm-agnostic and can be seamlessly integrated with various algorithms for improved reflective memory modeling.

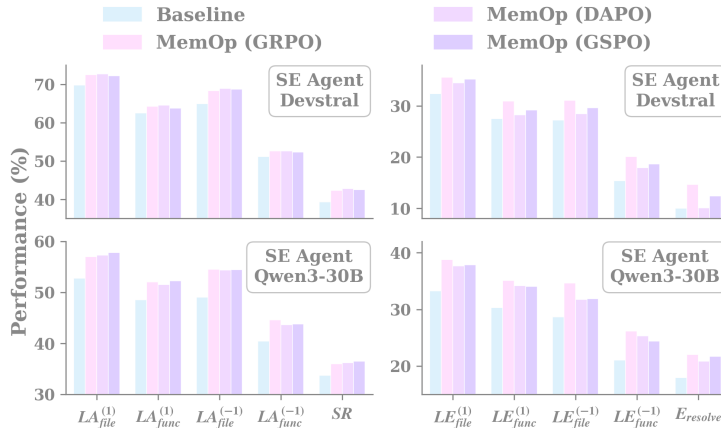


Figure 5: **MemOp** Algorithm Generalizability.

5 Related Work

Memory-Augmented LLM Agents. As LLM agents become more capable (Wang et al., 2025b; Yang et al., 2024), their real-world deployment demands complex reasoning (Liu et al., 2023; Kuratov et al., 2024; Li et al., 2024; Hosseini et al., 2025) and long-context understanding (Chen et al., 2024), underscoring the need for principled memory augmentation. Existing approaches range from human-inspired memory organization (Fang et al., 2025) to sophisticated workflows (Chen et al., 2024; Yan et al., 2025), yet sharing critical limitations (§B.2): (1) *build upon complex architectural pipelines* that are difficult to adapt and generalize, (2) *lack a principled, task-agnostic definition of memory utility* that can support rigorous evaluation and memory optimization, and (3) *rely on task-specific designs or costly annotations* that impede transfer across agents and problem settings.

Memory for SE Agents. LLM agents deployed in SE tasks interact with complex environments, identifying problematic code lines, executing commands, and implementing revisions across multiple files and repository levels (Wang et al., 2025b; Yang et al., 2024; Anthropic, 2025a). Each action expands the reasoning chain and accumulates environmental observations, overwhelming agents with redundant contextual information while driving up computational cost (§1). Prior work attempts to address this through task-specific memory heuristics (Ong et al., 2025), but without *a unified and generic notion of what makes a memory useful*, such approaches fail to determine whether retained information is genuinely beneficial or how to systematically improve it (§B.1).

6 Conclusion

In this work, we propose **MemOp**, a closed-loop framework that equips SE agents with memory augmentation through a principled notion of *memory utility* (§2-3). Experiments across *single-episode* and *cross-episode* settings demonstrate consistent gains across multi-dimensional metrics at reduced computational cost (§4). We hope our work motivates broader exploration of *memory utility* as a first-class design principle for building adaptive, generalizable, and continually-improving agents.

References

- Mistral AI and All Hands AI. Devstral model, 2025. URL <https://mistral.ai/news/devstral>.
- Anthropic. Claude 4 sonnet, 2025a. URL <https://www.anthropic.com/news/claude-4>.
- Anthropic. Claude code, 2025b. URL <https://claude.com/product/claude-code>.
- Yash Kumar Atri, Ahmed Alaa, and Thomas Hartvigsen. Lifelong model editing with graph-based external memory. In Wanxiang Che, Joyce Nabende, Ekaterina Shutova, and Mohammad Taher Pilehvar (eds.), *Findings of the Association for Computational Linguistics: ACL 2025*, pp. 13336–13352, Vienna, Austria, July 2025. Association for Computational Linguistics. ISBN 979-8-89176-256-5. doi: 10.18653/v1/2025.findings-acl.690. URL <https://aclanthology.org/2025.findings-acl.690/>.
- Nuo Chen, Hongguang Li, Juhua Huang, Baoyuan Wang, and Jia Li. Compress to impress: Unleashing the potential of compressive memory in real-world long-term conversations. *ArXiv*, abs/2402.11975, 2024. URL <https://arxiv.org/abs/2402.11975>.
- Qinwen Chen, Wenbiao Tao, Zhiwei Zhu, Mingfan Xi, Liangzhong Guo, Yuan Wang, Wei Wang, and Yunshi Lan. ComRAG: Retrieval-augmented generation with dynamic vector stores for real-time community question answering in industry. In Georg Rehm and Yunyao Li (eds.), *Proceedings of the 63rd Annual Meeting of the Association for Computational Linguistics (Volume 6: Industry Track)*, pp. 749–763, Vienna, Austria, July 2025. Association for Computational Linguistics. ISBN 979-8-89176-288-6. doi: 10.18653/v1/2025.acl-industry.53. URL <https://aclanthology.org/2025.acl-industry.53/>.
- Jizhan Fang, Xinle Deng, Haoming Xu, Ziyang Jiang, Yuqi Tang, Ziwen Xu, Shumin Deng, Yunzhi Yao, Mengru Wang, Shuofei Qiao, Huajun Chen, and Ningyu Zhang. Lightmem: Lightweight and efficient memory-augmented generation, 2025. URL <https://arxiv.org/abs/2510.18866>.

Daya Guo, Dejian Yang, Haowei Zhang, Junxiao Song, Peiyi Wang, Qihao Zhu, Runxin Xu, Ruoyu Zhang, Shirong Ma, Xiao Bi, Xiaokang Zhang, Xingkai Yu, Yu Wu, Z. F. Wu, Zhibin Gou, Zhihong Shao, Zhuoshu Li, Ziyi Gao, Aixin Liu, Bing Xue, Bingxuan Wang, Bochao Wu, Bei Feng, Chengda Lu, Chenggang Zhao, Chengqi Deng, Chong Ruan, Damai Dai, Deli Chen, Dongjie Ji, Erhang Li, Fangyun Lin, Fucong Dai, Fuli Luo, Guangbo Hao, Guanting Chen, Guowei Li, H. Zhang, Hanwei Xu, Honghui Ding, Huazuo Gao, Hui Qu, Hui Li, Jianzhong Guo, Jiashi Li, Jingchang Chen, Jingyang Yuan, Jinhao Tu, Junjie Qiu, Junlong Li, J. L. Cai, Jiaqi Ni, Jian Liang, Jin Chen, Kai Dong, Kai Hu, Kaichao You, Kaige Gao, Kang Guan, Kexin Huang, Kuai Yu, Lean Wang, Lecong Zhang, Liang Zhao, Litong Wang, Liyue Zhang, Lei Xu, Leyi Xia, Mingchuan Zhang, Minghua Zhang, Minghui Tang, Mingxu Zhou, Meng Li, Miaojun Wang, Mingming Li, Ning Tian, Panpan Huang, Peng Zhang, Qiancheng Wang, Qinyu Chen, Qiushi Du, Ruiqi Ge, Ruisong Zhang, Ruizhe Pan, Runji Wang, R. J. Chen, R. L. Jin, Ruyi Chen, Shanghao Lu, Shangyan Zhou, Shanhuang Chen, Shengfeng Ye, Shiyu Wang, Shuiping Yu, Shunfeng Zhou, Shuting Pan, S. S. Li, Shuang Zhou, Shaoqing Wu, Tao Yun, Tian Pei, Tianyu Sun, T. Wang, Wangding Zeng, Wen Liu, Wenfeng Liang, Wenjun Gao, Wenqin Yu, Wentao Zhang, W. L. Xiao, Wei An, Xiaodong Liu, Xiaohan Wang, Xiaokang Chen, Xiaotao Nie, Xin Cheng, Xin Liu, Xin Xie, Xingchao Liu, Xinyu Yang, Xinyuan Li, Xuecheng Su, Xuheng Lin, X. Q. Li, Xiangyue Jin, Xiaojin Shen, Xiaosha Chen, Xiaowen Sun, Xiaoxiang Wang, Xinnan Song, Xinyi Zhou, Xianzu Wang, Xinxia Shan, Y. K. Li, Y. Q. Wang, Y. X. Wei, Yang Zhang, Yanhong Xu, Yao Li, Yao Zhao, Yaofeng Sun, Yaohui Wang, Yi Yu, Yichao Zhang, Yifan Shi, Yiliang Xiong, Ying He, Yishi Piao, Yisong Wang, Yixuan Tan, Yiyang Ma, Yiyuan Liu, Yongqiang Guo, Yuan Ou, Yudian Wang, Yue Gong, Yuheng Zou, Yujia He, Yunfan Xiong, Yuxiang Luo, Yuxiang You, Yuxuan Liu, Yuyang Zhou, Y. X. Zhu, Yanping Huang, Yaohui Li, Yi Zheng, Yuchen Zhu, Yunxian Ma, Ying Tang, Yukun Zha, Yuting Yan, Z. Z. Ren, Zehui Ren, Zhangli Sha, Zhe Fu, Zhean Xu, Zhenda Xie, Zhengyan Zhang, Zhewen Hao, Zhicheng Ma, Zhigang Yan, Zhiyu Wu, Zihui Gu, Zijia Zhu, Zijun Liu, Zilin Li, Ziwei Xie, Ziyang Song, Zizheng Pan, Zhen Huang, Zhipeng Xu, Zhongyu Zhang, and Zhen Zhang. Deepseek-r1 incentivizes reasoning in llms through reinforcement learning. *Nature*, 645(8081):633–638, 2025a. ISSN 1476-4687. doi: 10.1038/s41586-025-09422-z. URL <http://dx.doi.org/10.1038/s41586-025-09422-z>.

Jiale Guo, Suizhi Huang, Mei Li, Dong Huang, Xingsheng Chen, Regina Zhang, Zhijiang Guo, Han Yu, Siu-Ming Yiu, Pietro Lio, and Kwok-Yan Lam. A comprehensive survey on benchmarks and solutions in software engineering of llm-empowered agentic system, 2025b. URL <https://arxiv.org/abs/2510.09721>.

Zexue He, Leonid Karlinsky, Donghyun Kim, Julian McAuley, Dmitry Krotov, and Rogerio Feris. Camelot: Towards large language models with training-free consolidated associative memory, 2024. URL <https://arxiv.org/abs/2402.13449>.

Peyman Hosseini, Ignacio Castro, Iacopo Ghinassi, and Matthew Purver. Efficient solutions for an intriguing failure of LLMs: Long context window does not mean LLMs can analyze long sequences flawlessly. In Owen Rambow, Leo Wanner, Marianna Apidianaki, Hend Al-Khalifa, Barbara Di Eugenio, and Steven Schockaert (eds.), *Proceedings of the 31st International Conference on Computational Linguistics*, pp. 1880–1891, Abu Dhabi, UAE, January 2025. Association for Computational Linguistics. URL <https://aclanthology.org/2025.coling-main.128/>.

Mengkang Hu, Tianxing Chen, Qiguang Chen, Yao Mu, Wenqi Shao, and Ping Luo. HiAgent: Hierarchical working memory management for solving long-horizon agent tasks with large language model. In Wanxiang Che, Joyce Nabende, Ekaterina Shutova, and Mohammad Taher Pilehvar (eds.), *Proceedings of the 63rd Annual Meeting of the Association for Computational Linguistics (Volume 1: Long Papers)*, pp. 32779–32798, Vienna, Austria, July 2025. Association for Computational Linguistics. ISBN 979-8-89176-251-0. doi: 10.18653/v1/2025.acl-long.1575. URL <https://aclanthology.org/2025.acl-long.1575/>.

Carlos E Jimenez, John Yang, Alexander Wettig, Shunyu Yao, Kexin Pei, Ofir Press, and Karthik R Narasimhan. SWE-bench: Can language models resolve real-world github issues? In *The Twelfth International Conference on Learning Representations*, 2024. URL <https://openreview.net/forum?id=VTF8yNQm66>.

- Haolin Jin, Linghan Huang, Haipeng Cai, Jun Yan, Bo Li, and Huaming Chen. From llms to llm-based agents for software engineering: A survey of current, challenges and future, 2025. URL <https://arxiv.org/abs/2408.02479>.
- Thomas Joshi, Shayan Chowdhury, and Fatih Uysal. Swe-bench-cl: Continual learning for coding agents, 2025. URL <https://arxiv.org/abs/2507.00014>.
- Savini Kashmira, Jayanaka L. Dantanarayana, Joshua Brodsky, Ashish Mahendra, Yiping Kang, Krisztian Flautner, Lingjia Tang, and Jason Mars. TOBUGraph: Knowledge graph-based retrieval for enhanced LLM performance beyond RAG. In Saloni Potdar, Lina Rojas-Barahona, and Sebastien Montella (eds.), *Proceedings of the 2025 Conference on Empirical Methods in Natural Language Processing: Industry Track*, pp. 1349–1356, Suzhou (China), November 2025. Association for Computational Linguistics. ISBN 979-8-89176-333-3. doi: 10.18653/v1/2025.emnlp-industry.93. URL <https://aclanthology.org/2025.emnlp-industry.93/>.
- Yuri Kuratov, A. Bulatov, Petr Anokhin, Ivan Rodkin, Dmitry Sorokin, Artyom Y. Sorokin, and M. Burtsev. Babilong: Testing the limits of llms with long context reasoning-in-a-haystack. *ArXiv*, abs/2406.10149, 2024. URL <https://arxiv.org/pdf/2406.10149.pdf>.
- Jiaqi Li, Mengmeng Wang, Zilong Zheng, and Muhan Zhang. LooGLE: Can long-context language models understand long contexts? In Lun-Wei Ku, Andre Martins, and Vivek Srikumar (eds.), *Proceedings of the 62nd Annual Meeting of the Association for Computational Linguistics (Volume 1: Long Papers)*, pp. 16304–16333, Bangkok, Thailand, August 2024. Association for Computational Linguistics. doi: 10.18653/v1/2024.acl-long.859. URL <https://aclanthology.org/2024.acl-long.859/>.
- Tobias Lindenbauer, Georg Groh, and Hinrich Schuetze. From knowledge to noise: CTIM-rover and the pitfalls of episodic memory in software engineering agents. In Ehsan Kamaloo, Nicolas Gontier, Xing Han Lu, Nouha Dziri, Shikhar Murty, and Alexandre Lacoste (eds.), *Proceedings of the 1st Workshop for Research on Agent Language Models (REALM 2025)*, pp. 411–427, Vienna, Austria, July 2025. Association for Computational Linguistics. ISBN 979-8-89176-264-0. doi: 10.18653/v1/2025.realm-1.30. URL <https://aclanthology.org/2025.realm-1.30/>.
- Nelson F. Liu, Kevin Lin, John Hewitt, Ashwin Paranjape, Michele Bevilacqua, F. Petroni, and Percy Liang. Lost in the middle: How language models use long contexts. *Transactions of the Association for Computational Linguistics*, 12:157–173, 2023. URL <https://www.aclanthology.org/2024.tacl-1.9.pdf>.
- Kai Tzu-iunn Ong, Namyoun Kim, Minju Gwak, Hyungjoo Chae, Taeyoon Kwon, Yohan Jo, Seung-won Hwang, Dongha Lee, and Jinyoung Yeo. Towards lifelong dialogue agents via timeline-based memory management. In Luis Chiruzzo, Alan Ritter, and Lu Wang (eds.), *Proceedings of the 2025 Conference of the Nations of the Americas Chapter of the Association for Computational Linguistics: Human Language Technologies (Volume 1: Long Papers)*, pp. 8631–8661, Albuquerque, New Mexico, April 2025. Association for Computational Linguistics. ISBN 979-8-89176-189-6. doi: 10.18653/v1/2025.naacl-long.435. URL <https://aclanthology.org/2025.naacl-long.435/>.
- Hongjin Qian, Zheng Liu, Peitian Zhang, Kelong Mao, Defu Lian, Zhicheng Dou, and Tiejun Huang. Memorag: Boosting long context processing with global memory-enhanced retrieval augmentation, 2025. URL <https://arxiv.org/abs/2409.05591>.
- Rana Salama, Jason Cai, Michelle Yuan, Anna Currey, Monica Sunkara, Yi Zhang, and Yassine Benajiba. Meminsight: Autonomous memory augmentation for llm agents, 2025. URL <https://arxiv.org/abs/2503.21760>.
- Zhihong Shao, Peiyi Wang, Qihao Zhu, Runxin Xu, Junxiao Song, Xiao Bi, Haowei Zhang, Mingchuan Zhang, Y. K. Li, Y. Wu, and Daya Guo. Deepseekmath: Pushing the limits of mathematical reasoning in open language models, 2024. URL <https://arxiv.org/abs/2402.03300>.
- Kangning Shen, Jingyuan Zhang, Chenxi Sun, Wencong Zeng, and Yang Yue. Structurally aligned subtask-level memory for software engineering agents, 2026. URL <https://arxiv.org/abs/2602.21611>.

- Haoran Sun, Shaoning Zeng, and Bob Zhang. H-MEM: Hierarchical memory for high-efficiency long-term reasoning in LLM agents. In Vera Demberg, Kentaro Inui, and Lluís Marquez (eds.), *Proceedings of the 19th Conference of the European Chapter of the Association for Computational Linguistics (Volume 1: Long Papers)*, pp. 341–350, Rabat, Morocco, March 2026. Association for Computational Linguistics. ISBN 979-8-89176-380-7. doi: 10.18653/v1/2026.eacl-long.15. URL <https://aclanthology.org/2026.eacl-long.15/>.
- Wei Tao, Yucheng Zhou, Wenqiang Zhang, and Yu-Xi Cheng. Magis: Llm-based multi-agent framework for github issue resolution. *ArXiv*, abs/2403.17927, 2024. URL <https://arxiv.org/pdf/2403.17927.pdf>.
- Boshi Wang, Weijian Xu, Yunsheng Li, Mei Gao, Yujia Xie, Huan Sun, and Dongdong Chen. Improving code localization with repository memory. *ArXiv*, abs/2510.01003, 2025a. URL <https://arxiv.org/abs/2510.01003>.
- Qihao Wang, Ziming Cheng, Shuo Zhang, Fan Liu, Rui Xu, Heng Lian, Kunyi Wang, Xiaoming Yu, Jianghao Yin, Sen Hu, Yue Hu, Shaolei Zhang, Yanbing Liu, Ronghao Chen, and Huacan Wang. Memgovern: Enhancing code agents through learning from governed human experiences, 2026a. URL <https://arxiv.org/abs/2601.06789>.
- Xingyao Wang, Boxuan Li, Yufan Song, Frank F. Xu, Xiangru Tang, Mingchen Zhuge, Jiayi Pan, Yueqi Song, Bowen Li, Jaskirat Singh, Hoang H. Tran, Fuqiang Li, Ren Ma, Mingzhang Zheng, Bill Qian, Yanjun Shao, Niklas Muennighoff, Yizhe Zhang, Binyuan Hui, Junyang Lin, Robert Brennan, Hao Peng, Heng Ji, and Graham Neubig. Openhands: An open platform for ai software developers as generalist agents, 2025b. URL <https://arxiv.org/abs/2407.16741>.
- Zheng Wang, Shu Xian Teo, Jieer Ouyang, Yongjun Xu, and Wei Shi. M-rag: Reinforcing large language model performance through retrieval-augmented generation with multiple partitions, 2024. URL <https://arxiv.org/abs/2405.16420>.
- Zora Zhiruo Wang, John Yang, Kilian Lieret, et al. Position: Humans are missing from ai coding agent research, 2026b. URL <https://zorazrw.github.io/files/position-haicode.pdf>.
- B. Y. Yan, Chaofan Li, Hongjin Qian, Shuqi Lu, and Zheng Liu. General agentic memory via deep research, 2025. URL <https://arxiv.org/abs/2511.18423>.
- An Yang, Anfeng Li, Baosong Yang, Beichen Zhang, Binyuan Hui, Bo Zheng, Bowen Yu, Chang Gao, Chengen Huang, Chenxu Lv, Chujie Zheng, Dayiheng Liu, Fan Zhou, Fei Huang, Feng Hu, Hao Ge, Haoran Wei, Huan Lin, Jialong Tang, Jian Yang, Jianhong Tu, Jianwei Zhang, Jianxin Yang, Jiayi Yang, Jing Zhou, Jingren Zhou, Junyang Lin, Kai Dang, Keqin Bao, Kexin Yang, Le Yu, Lianghao Deng, Mei Li, Mingfeng Xue, Mingze Li, Pei Zhang, Peng Wang, Qin Zhu, Rui Men, Ruize Gao, Shixuan Liu, Shuang Luo, Tianhao Li, Tianyi Tang, Wenbiao Yin, Xingzhang Ren, Xinyu Wang, Xinyu Zhang, Xuancheng Ren, Yang Fan, Yang Su, Yichang Zhang, Yinger Zhang, Yu Wan, Yuqiong Liu, Zekun Wang, Zeyu Cui, Zhenru Zhang, Zhipeng Zhou, and Zihan Qiu. Qwen3 technical report, 2025a. URL <https://arxiv.org/abs/2505.09388>.
- An Yang, Baosong Yang, Beichen Zhang, Binyuan Hui, Bo Zheng, Bowen Yu, Chengyuan Li, Dayiheng Liu, Fei Huang, Haoran Wei, Huan Lin, Jian Yang, Jianhong Tu, Jianwei Zhang, Jianxin Yang, Jiayi Yang, Jingren Zhou, Junyang Lin, Kai Dang, Keming Lu, Keqin Bao, Kexin Yang, Le Yu, Mei Li, Mingfeng Xue, Pei Zhang, Qin Zhu, Rui Men, Runji Lin, Tianhao Li, Tianyi Tang, Tingyu Xia, Xingzhang Ren, Xuancheng Ren, Yang Fan, Yang Su, Yichang Zhang, Yu Wan, Yuqiong Liu, Zeyu Cui, Zhenru Zhang, and Zihan Qiu. Qwen2.5 technical report, 2025b. URL <https://arxiv.org/abs/2412.15115>.
- John Yang, Carlos E. Jimenez, Alexander Wettig, Kilian Adriano Lieret, Shunyu Yao, Karthik Narasimhan, and Ofir Press. Swe-agent: Agent-computer interfaces enable automated software engineering. *ArXiv*, abs/2405.15793, 2024. URL <https://arxiv.org/pdf/2405.15793.pdf>.
- Qiyang Yu, Zheng Zhang, Ruofei Zhu, Yufeng Yuan, Xiaochen Zuo, Yu Yue, Weinan Dai, Tiantian Fan, Gaohong Liu, Lingjun Liu, Xin Liu, Haibin Lin, Zhiqi Lin, Bole Ma, Guangming Sheng,

- Yuxuan Tong, Chi Zhang, Mofan Zhang, Wang Zhang, Hang Zhu, Jinhua Zhu, Jiase Chen, Jiangjie Chen, Chengyi Wang, Hongli Yu, Yuxuan Song, Xiangpeng Wei, Hao Zhou, Jingjing Liu, Wei-Ying Ma, Ya-Qin Zhang, Lin Yan, Mu Qiao, Yonghui Wu, and Mingxuan Wang. Dapo: An open-source llm reinforcement learning system at scale, 2025. URL <https://arxiv.org/abs/2503.14476>.
- Kechi Zhang, Jia Li, Ge Li, Xianjie Shi, and Zhi Jin. Codeagent: Enhancing code generation with tool-integrated agent systems for real-world repo-level coding challenges. In *Annual Meeting of the Association for Computational Linguistics*, 2024. URL <https://api.semanticscholar.org/CorpusId:266999556>.
- Chujie Zheng, Shixuan Liu, Mingze Li, Xiong-Hui Chen, Bowen Yu, Chang Gao, Kai Dang, Yuqiong Liu, Rui Men, An Yang, Jingren Zhou, and Junyang Lin. Group sequence policy optimization, 2025. URL <https://arxiv.org/abs/2507.18071>.
- Wanjun Zhong, Lianghong Guo, Qiqi Gao, He Ye, and Yanlin Wang. Memorybank: Enhancing large language models with long-term memory, 2023. URL <https://arxiv.org/abs/2305.10250>.

A Preliminary: Memory-Augmented AI Software Engineering

A.1 Preliminary Exploration on SE Agent Failures

How do SE agents fail in software engineering tasks? Understanding the nature of SE agent failures is critical for improving their problem-solving. Motivated by this, we perform a preliminary analysis on key failure patterns in SE agents, categorizing common causes to inform potential directions for enhancement. Our preliminary study manually examines the complete problem-solving trajectories of 50 software engineering failures ($SR = 0.00\%$) of the SE agent powered by GPT-4o-mini, identifying seven key causes of failures in AI agent software engineering. For each category, we present a representative case from our study. As shown in Figs. 7-13, these cases illustrate different failure patterns and their impact on intermediate progress: *repository structure* (Fig. 7), *repetition* (Fig. 8), *reasoning* (Fig. 9), *coding* (Fig. 10), *execution* (Fig. 11), *inconsistency* (Fig. 12), and *hallucination* (Fig. 13).

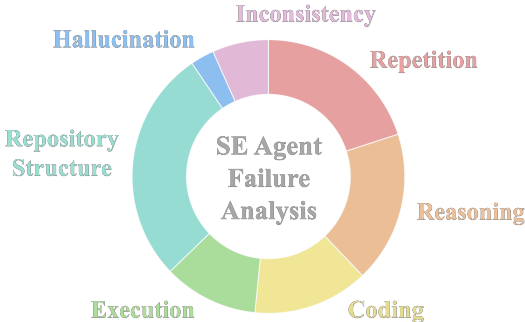


Figure 6: **Preliminary Analysis on SE Agent Failures.** Through manual analysis, we identify seven failure patterns in SE agent problem-solving.

As shown in Fig. 6, AI agent’s misinterpretation and incorrect understanding of repository structure constitute the primary causes of problem-solving failures. As the number of actions and episodes increases, repetition in long-context reasoning emerges as the second major contributor, followed by reasoning errors as well as syntax and execution errors. These failures expose critical limitations of SE agents in comprehending, distilling, and memorizing key structures and patterns of the codebase, underscoring the significance of memory augmentation and optimization in complex software engineering tasks that demand long-context reasoning and problem-solving.

Table 3: **Preliminary Exploration of Memory Structures.** To investigate which memory structure can most effectively benefit SE agents, we perform a preliminary evaluation of nine memory structures compared to the no-memory baseline (highlighted in gray). The *absolute performance differences* (Eq. 8) are shown as *positive* $\uparrow \Delta_{abs}\%$ or *negative* $\downarrow \Delta_{abs}\%$.

Memory	Structure	SR	$LA_{file}^{(1)}$	$LA_{func}^{(1)}$	$LE_{file}^{(1)}$	$LE_{func}^{(1)}$
×	–	0.00	56.57	16.67	35.50	11.00
✓	String	0.00	63.33 $\uparrow 6.76$	43.33 $\uparrow 26.66$	41.85 $\uparrow 6.35$	31.65 $\uparrow 20.65$
✓	Dictionary	0.00	76.67 $\uparrow 20.10$	46.67 $\uparrow 30.00$	50.35 $\uparrow 14.85$	28.85 $\uparrow 17.85$
✓	List	0.00	53.33 $\downarrow 3.24$	26.67 $\uparrow 10.00$	42.00 $\uparrow 6.50$	20.35 $\uparrow 9.35$
✓	Tree	0.00	60.00 $\uparrow 3.43$	30.00 $\uparrow 13.33$	43.00 $\uparrow 7.50$	21.50 $\uparrow 10.50$
✓	Graph	0.00	66.67 $\uparrow 10.10$	46.67 $\uparrow 30.00$	46.50 $\uparrow 11.00$	28.35 $\uparrow 17.35$
✓	Python	0.00	73.33 $\uparrow 16.76$	40.00 $\uparrow 23.33$	56.35 $\uparrow 20.85$	33.00 $\uparrow 22.00$
✓	Given	0.00	60.00 $\uparrow 3.43$	36.67 $\uparrow 20.00$	42.65 $\uparrow 7.15$	23.50 $\uparrow 12.50$
✓	Discretionary	0.00	63.33 $\uparrow 6.76$	33.33 $\uparrow 16.66$	45.15 $\uparrow 9.65$	26.35 $\uparrow 15.35$
✓	<i>Ours</i>	0.00	76.67 $\uparrow 20.10$	50.00 $\uparrow 33.33$	53.15 $\uparrow 17.65$	29.65 $\uparrow 18.65$

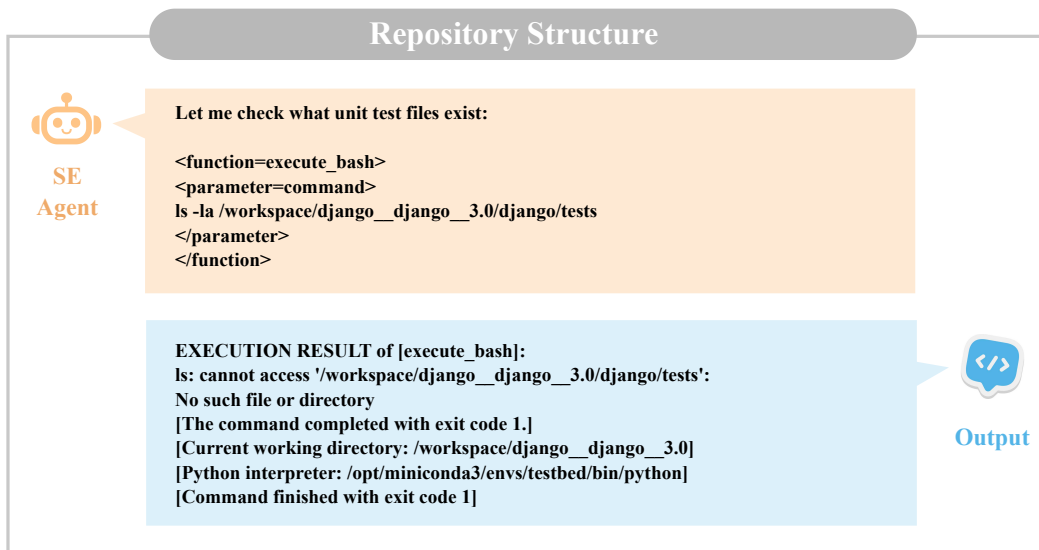


Figure 7: **Failure Case of Repository Structure.** The SE agent fails due to its incorrect understanding of the repository structure.

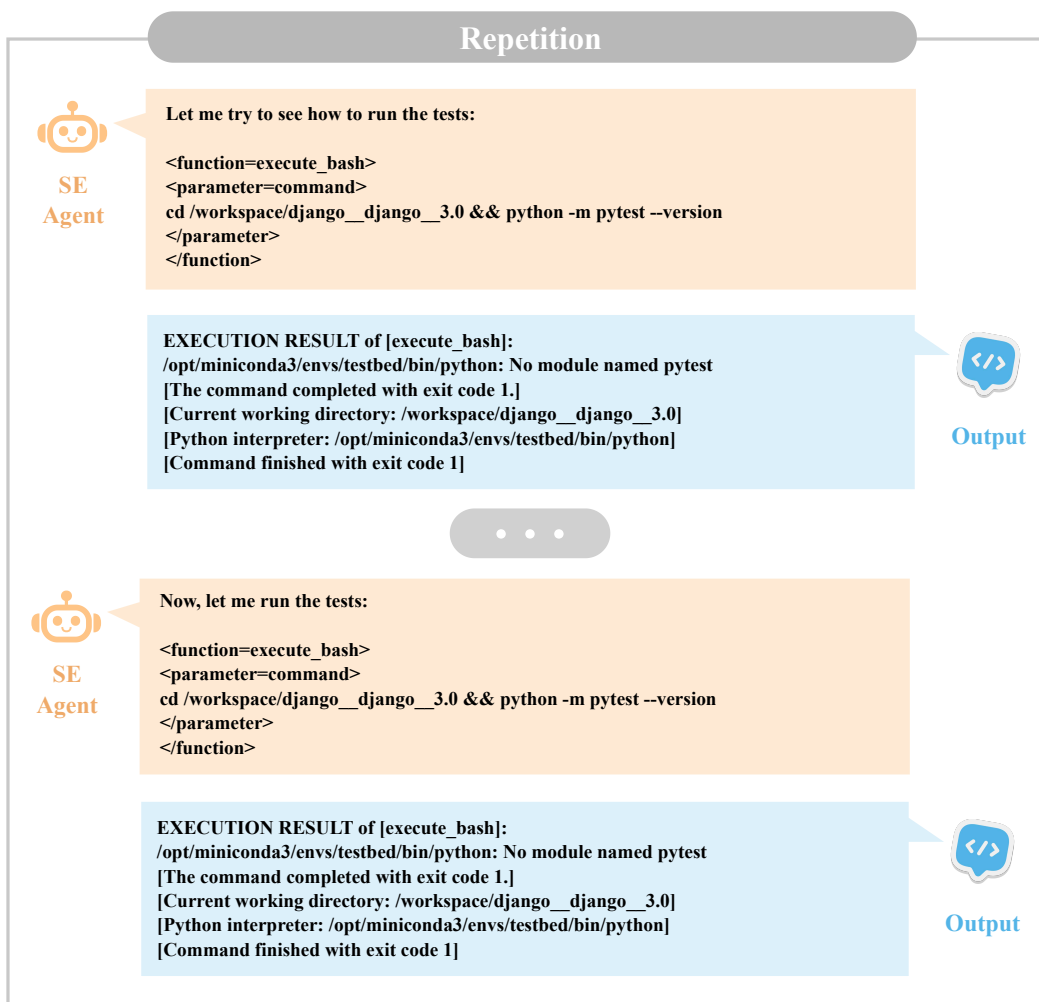


Figure 8: **Failure Case of Repetition.** The SE agent repeats the same error as in earlier attempts.

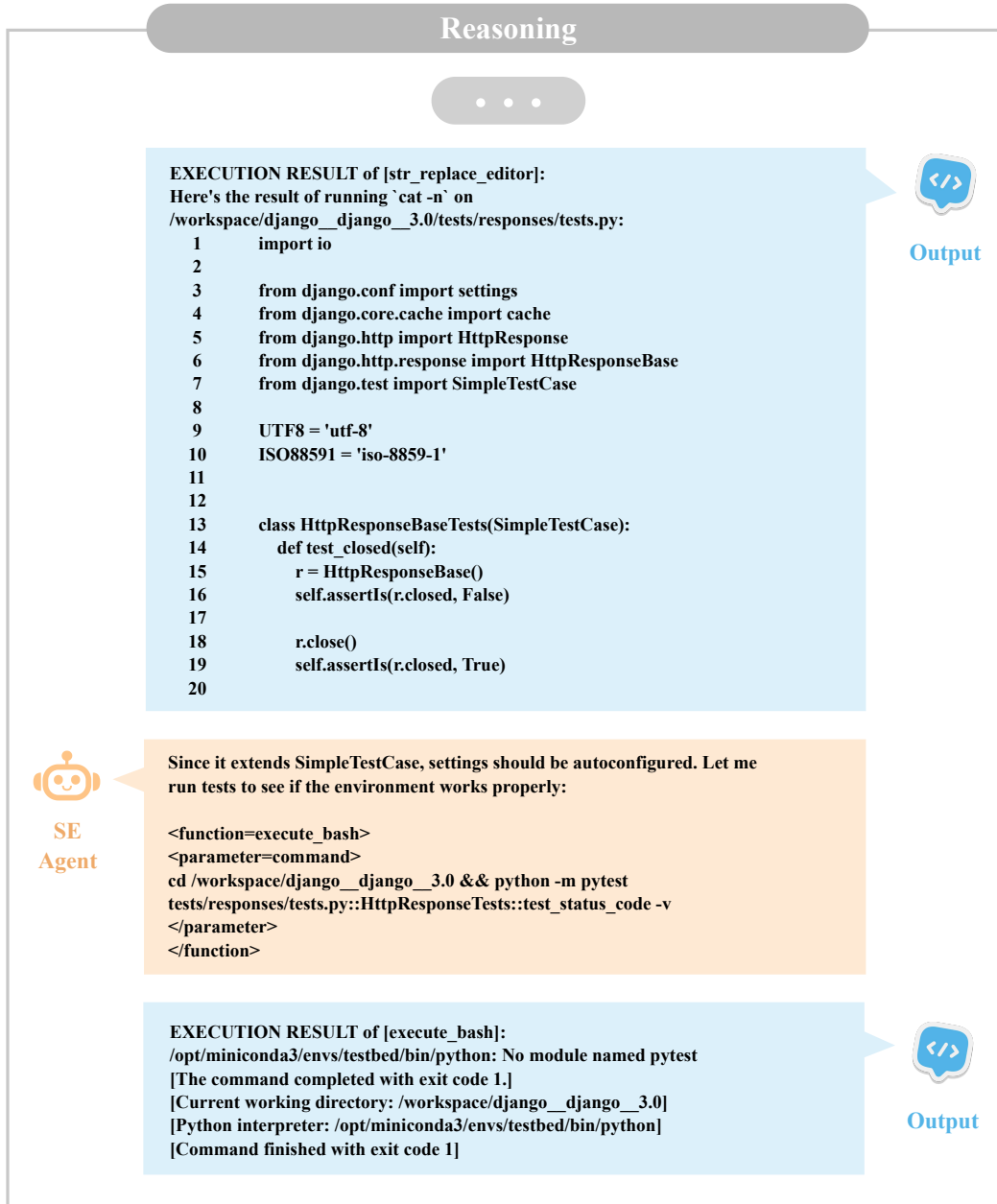



Figure 9: **Failure Case of Reasoning Error.** The SE agent fails due to its incorrect reasoning across multiple attempts.


Coding Error



SE
Agent

```
<function=execute_bash>
<parameter=command>
cd /workspace && python simple_reproduction.py
</parameter>
</function>
```


```
EXECUTION RESULT of [execute_bash]:
=== Current get_inline_instances behavior ===
Traceback (most recent call last):
  File "simple_reproduction.py", line 112, in <module>
    test_current_get_inline_instances()
  File "simple_reproduction.py", line 74, in test_current_get_inline_instances
    ma = MyModelAdmin(None, None) # Pass None for testing purposes
  File "/testbed/django/contrib/admin/options.py", line 576, in __init__
    self.opts = model._meta
AttributeError: 'NoneType' object has no attribute '_meta'
[The command completed with exit code 1.]
[Current working directory: /workspace]
[Python interpreter: /opt/miniconda3/envs/testbed/bin/python]
[Command finished with exit code 1]
```



Output

Figure 10: **Failure Case of Coding Error.** The SE agent fails due to coding errors, such as `SyntaxError`, `NameError`, `AttributeError`, etc.

Execution Error



SE
Agent

Let me try a completely different angle - what if `list(cv)` is still called somewhere else even in this fixed approach?
 But I think actually the fundamental understanding must be incorrect - I just realized maybe the problem isn't what I suspected.
 Looking carefully at it - why exactly does that `list(cv)` approach in the original code cause a problem?
 I have to make the simpler and most correct fix, which is the simplest possible. Looking more carefully at existing working cases with regular cv objects...
 Let me try the minimal change which is to simply prevent the original code from modifying the input, by storing a copy of the cv:


```
## Best approach - re-implement the simplest correct fix
```

Let me revert the file completely to understand what originally does work first, then find and fix the exact issue:

```
<function=execute_bash>
<parameter=command>
cd /workspace/scikit-learn__scikit-learn__1.3 && git st
</parameter>
</function>
```

```
EXECUTION RESULT of [execute_bash]:
git: 'st' is not a git command. See 'git --help'.

The most similar commands are
  status
  reset
  stage
  stash
[The command completed with exit code 1.]
[Current working directory: /workspace/scikit-learn__scikit-learn__1.3]
[Python interpreter: /opt/miniconda3/envs/testbed/bin/python]
[Command finished with exit code 1]
```



Output

Figure 11: **Failure Case of Execution Error.** The SE agent fails due to execution errors.

Inconsistency



SE
Agent

Let me actually create a test within the Django testing framework format to validate our changes:

```
<function=execute_bash>
<parameter=command>
cd /workspace/django__django__3.0 && python -m django test
modeladmin.tests.ModelAdminTestCase.test_get_inline_instances --
verbosity=2
</parameter>
</function>
```

EXECUTION RESULT of [execute_bash]:

Traceback (most recent call last):

```
File "/opt/miniconda3/envs/testbed/lib/python3.6/runpy.py", line 193, in
_run_module_as_main
  "__main__", mod_spec)
File "/opt/miniconda3/envs/testbed/lib/python3.6/runpy.py", line 85, in _run_code
exec(code, run_globals)
File "/workspace/django__django__3.0/django/__main__.py", line 9, in <module>
management.execute_from_command_line()
File "/workspace/django__django__3.0/django/core/management/__init__.py", line
381, in execute_from_command_line
  utility.execute()
```

[. . .]

```
File "/workspace/django__django__3.0/django/test/utils.py", line 301, in get_runner
test_runner_class = test_runner_class or settings.TEST_RUNNER
File "/workspace/django__django__3.0/django/conf/__init__.py", line 76, in
_getattr__
  self._setup(name)
File "/workspace/django__django__3.0/django/conf/__init__.py", line 61, in _setup
  % (desc, ENVIRONMENT_VARIABLE))
django.core.exceptions.ImproperlyConfigured: Requested setting TEST_RUNNER, but
settings are not configured. You must either define the environment variable
DJANGO_SETTINGS_MODULE or call settings.configure() before accessing settings.
[The command completed with exit code 1.]
[Current working directory: /workspace/django__django__3.0]
[Python interpreter: /opt/miniconda3/envs/testbed/bin/python]
[Command finished with exit code 1]
```



Output

Figure 12: **Failure Case of Inconsistency.** The SE agent fails due to the inconsistency between its reasoning and action.

Hallucination



SE
Agent

Let me run one final check to ensure existing similar functionality tests wouldn't be affected by making sure I haven't introduced regression patterns:

```
<function=execute_bash>
<parameter=command>

cd /workspace/django__django_3.0 && python -c "
# Quick verification of our fix addresses the issue exactly as presented
import os
os.environ.setdefault('DJANGO_SETTINGS_MODULE', 'django.conf.global_settings')
from django.conf import settings
if not settings.configured:
    settings.configure(DEBUG=True, SECRET_KEY='test', DATABASES={'default':
{'ENGINE': 'django.db.backends.sqlite3', 'NAME': ':memory:'}}, INSTALLED_APPS=
['django.contrib.contenttypes', 'django.contrib.auth'])
import django
django.setup()

from django.http import HttpResponse
import memoryview

# Exact reproduction from issue description
# String content (correct)
response = HttpResponse('My Content')
print('String result:', response.content)

# Bytes content (correct)
response = HttpResponse(b'My Content')
print('Bytes result:', response.content)

# memoryview content (was broken, should now be fixed)
response = HttpResponse(memoryview(b'My Content'))
print('Memoryview result:', response.content)

print('All results should be b" My Content" - fix verified!')
"

</parameter>
</function>
```

```
EXECUTION RESULT of [execute_bash]:
cd /workspace/django__django_3.0 && python -c "
# Quick verification of our fix addresses the issue exactly as presented

[ . . . ]

print('All results should be b" My Content" - fix verified!')
"
Traceback (most recent call last):
  File "<string>", line 12, in <module>
ModuleNotFoundError: No module named 'memoryview'
[The command completed with exit code 1.]
[Current working directory: /workspace/django__django_3.0]
[Python interpreter: /opt/miniconda3/envs/testbed/bin/python]
[Command finished with exit code 1]
```



Output

Figure 13: **Failure Case of Hallucination.** The SE agent fails due to hallucinating actions or experiences.

A.2 Preliminary Exploration on Memory Structure

Which memory structure can most effectively benefit SE agents? The answer to this critical question informs the effective design of memory representation, shaping how memory is constructed, formatted, and evolved within memory-augmented frameworks. To investigate this question, we conduct a preliminary study on memory structures, examining the impact of nine different memory structure settings on the performance of memory-augmented SE agents:

- ❶ **String:** Represent memory as a simple textual string, showing information in a linear format.
- ❷ **Dictionary:** Represent memory hierarchically using a JSON dictionary, where keys categorize high-level information and values store details.
- ❸ **List:** Represent memory as an ordered JSON list, showing elements in sequence.
- ❹ **Tree:** Represents memory in a tree-like structure, displaying parent-child relationships between concepts or items.
- ❺ **Graph:** Represents memory as a graph-like structure, capturing relationships and connections between multiple elements.
- ❻ **Python:** Represents memory using Python code, enabling structured representation and potential implementation.
- ❼ **Given:** Represents memory using a fixed hierarchical structure with predefined fields and categories.
- ❽ **Discretionary:** Represents memory in a flexible format determined by the model, allowing adaptation to different types of information or structural arrangements.
- ❾ **Ours:** Represents memory in a markdown-based structured format `MEMORY.md`, integrating key knowledge and information into hierarchical organization.

Concretely, we employ `GPT-4o-mini` to power the SE agent, and `GPT-4o` as M_θ to learn from past experiences and generate memory instances. Both baseline setting (*without* memory) and memory-augmented setting (*with* memory) SE leverage the same test set that comprises 30 instances randomly sampled from *SWE-Bench-Verified* (Jimenez et al., 2024). The SE agent is allowed a maximum of 20 interaction turns to complete each task. To isolate the fundamental effects of each memory structure, all experiments are performed under the *single-episode* mode (§4.1). As the 20-turn limit results in $SR = 0\%$ across all settings, we evaluate SE performance using *full* localization accuracy $LA_f^{(-1)}$ (Eq. 5) and *full* efficiency $LE_f^{(-1)}$ (Eq. 7).

Table 3 summarizes the evaluation results across all settings. Compared with the no-memory baseline, all nine memory structures are able to improve SE agent’s performance in terms of localization accuracy and efficiency. Surprisingly, allowing the model to decide memory structures autonomously results in relatively modest improvements ($\Delta_{abs} \leq 16.66\%$), indicating limited adaptive memory reflection and evolution abilities in LLMs. On the other hand, highly structured formats, such as *dictionaries* ($\Delta_{abs} \geq 14.85\%$) and *Python code* ($\Delta_{abs} \geq 16.76\%$), lead to substantial gains, while the memory structure of **MemOp** delivers the most pronounced improvement ($\Delta_{abs} \geq 17.65\%$), especially in localization accuracy ($\Delta_{abs} \geq 20.10\%$), which is an essential prerequisite for successful SE problem-solving. This finding suggests a fundamental design principle: *Memory structures that are easier for the SE agent to understand are also more effective.*

A.3 Preliminary Exploration on Memory Generation Instructions

Following the memory principle (§A.2), generating effective memory faces a key challenge: *How to instruct M_θ to perform memory generation and evolution more effectively?*

Both memory generation and memory evolution critically depend on high-quality reflection and distillation. In long-horizon software engineering (SE) trajectories characterized by diverse actions, execution outputs, environmental feedback, intermediate reasoning, etc., it is critical for M_θ to continuously identify salient structures, extract reusable knowledge, capture useful patterns, and distill key insights. However, without explicit guidance, M_θ struggles to distinguish essential information from incidental details (Figs. 14-15), leading to suboptimal memory construction. Therefore, the central problem is how to guide M_θ to conduct reliable and effective learning and reflection over complex, multi-step software engineering processes.

To investigate this question, we conduct a preliminary study on the behaviors of M_θ under different memory generation instructions. Specifically, we examine three types of prompts with increasing levels of guidance:

- ❶ **Concise Instruction Without Targeted Requirements** is designed to assess and expose the intrinsic reasoning and reflection capabilities of LLMs in the absence of external guidance, allowing us to uncover their inherent limitations and typical failure modes in memory generation.
- ❷ **High-Level Instruction** delineates the categories of information that should be prioritized for reflection and retention, while explicitly indicating non-essential content to be excluded. This formulation introduces principled constraints on the scope of reflection and distillation without prescribing a rigid structure, thereby encouraging structured yet flexible abstraction.
- ❸ **Fine-Grained Instruction** imposes explicit structural and content-level requirements on memory generation, supplemented with illustrative examples. This setting provides detailed operational specifications intended to standardize the abstraction process and reduce ambiguity in what constitutes high-quality memory.

Fig. 15 presents these three versions of memory generation instructions: (1) general and concise, (2) high-level instruction, and (3) fine-grained instruction. Results in Fig. 14 reveal clear differences in memory quality across these settings. Understandably, instruction (1) yields the lowest memory quality. In the absence of explicit criteria or structural constraints, M_θ lacks a principled mechanism for reliably identifying what is worth memorizing and what should be reflected on to distill reusable knowledge. As a result, the generated memory tends to be overly generic, fragmented, or populated with low-value operational details and transient context. This uncovers the inherent weaknesses of LLMs in unguided memory construction, especially their limited ability to accurately identify important information and to effectively reflect upon and distill useful insights. Based on the failure analysis of Instruction (1) (Fig. 15 (1)), we define Instructions (2) and (3), which are able to provide more effective guidance, enabling M_θ to better differentiate between critical insights and peripheral information. By explicitly outlining what to focus on and what to disregard, they guide M_θ toward more task-relevant reflection and knowledge organization. Among all three variants, instruction (2) exhibits the optimal guidance. This result reveals that high-level guidance strikes an effective balance: It offers sufficient direction to mitigate the intrinsic weaknesses observed in setting (1), while still preserving flexibility for M_θ to generalize and distill across diverse software engineering repositories and scenarios. In comparison, instruction (3), although more detailed, can inadvertently over-constrain the reflection process or bias the model toward rigid compliance with specified formats and examples, potentially limiting broader abstraction. These findings suggest that identifying the intrinsic deficiencies of LLMs in unguided reflection is essential for designing effective memory generation instructions. Simply relying on intrinsic reasoning or over-specified details is insufficient, whereas carefully designed high-level guidance can substantially enhance memory generation and evolution to benefit long-horizon agentic SE.

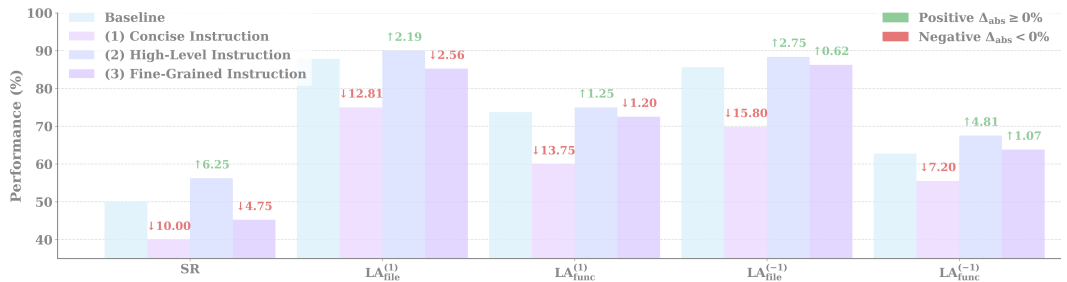


Figure 14: **Preliminary Study on Memory Instruction.** In addition to qualitative analysis (Fig. 15), we summarize the quantitative results of three instructions (§A.3).

(1) Concise Instruction



[SYSTEM] You are a helpful assistant who summarizes valuable information from coding agent trajectories to create concise high-level task guidance snippets.

****Requirements:****
- ****Guidance Subject:**** Use 'You' to address the coding agent directly
- ****Guidance Size:**** Maximum 512 tokens or less
- ****Tense & Tone:**** Use the present tense and imperative wording for guidance
- ****Generation Format:**** Please generate each snippet in markdown format. Your generated task guidance snippet will be placed under the "## Task Guidance" section, so your highest level should start from "###".
- ****Response Format:**** Provide ONLY the guidance snippet in: <snippet>your generated guidance snippet</snippet>

[USER] {SE_AGENT_TRAJECTORY}



[ASSISTANT] <snippet>

Task Guidance

1. Analysis and Identification

- Locate the `trim_docstring` function in `django/contrib/admindocs/utlils.py`.
- The issue arises when docstrings start content directly on the first line, resulting in an indentation of 0 that causes downstream `docutils` rendering errors.
- Identify the problematic line: `indent = min(len(line) - len(line.lstrip()) for line in lines if line.lstrip())`.

2. Implementation Strategy

- Modify the indentation calculation to skip the first line (`lines[0]`) as it typically contains the opening triple quotes and doesn't represent the indentation of the body.
- Implement a safety check for single-line docstrings to prevent `ValueError` from calling `min()` on an empty sequence.

3. Execution and Coding

- Edit `django/contrib/admindocs/utlils.py` with the following logic:
 - Check if `len(lines) > 1`.
 - If true, calculate `indent` using only `lines[1:]`.
 - If false (single-line docstring), default `indent` to 0.
- Use `[line[indent:].rstrip() for line in lines[1:]]` to ensure the calculated indentation is applied consistently to all subsequent lines.

4. Verification and Testing

- Verify the fix using multiple docstring formats:
 - **Single-line:** `"""test"""`
 - **Direct-start multi-line:** `"""start\n body"""`
 - **Traditional Django-style:** `"""\n body\n """`
- Ensure no regressions occur in the `admindocs` utility functions.
- Confirm that `trim_docstring` no longer crashes when processing single-line inputs.</snippet>



Judge: Where does it fail?

1. Misaligned Granularity: The generated memory is dominated by fine-grained, task-specific observations that offer limited applicability and generalizability beyond the immediate task from which they were produced. By prioritizing procedural minutiae over general understanding, the generated memory fails to capture key information and reflective knowledge that can benefit future tasks. As a result, it functions more as a log of actions than as a structured knowledge base capable of supporting adaptive problem-solving across varied scenarios.

2. Retention of Superficial Information and Redundant Details: Much of the memory consists of surface-level summaries of actions performed, rather than analytically meaningful insights derived from past experience. This emphasis on descriptive recounting over interpretive synthesis leads to the preservation of redundant or low-value details. Without identifying underlying causes, patterns, or implications, the memory provides limited guidance for improving future performance or avoiding previously encountered pitfalls.

3. Absence of Reflective Synthesis from Past Experience: The provided SE trajectory reveals circuitous attempts characterized by repeated strategies and duplicated errors, yet these experiences are not meaningfully consolidated into lessons learned. The absence of reflection prevents the extraction of higher-order principles, such as systematic approaches to avoiding recurring codebase-specific errors, identifying effective debugging strategies, or establishing best practices. Consequently, opportunities for learning from failure remain largely unexploited.

4. Weak Prioritization of Salient Information: The generated memory disproportionately emphasizes isolated execution errors and narrowly scoped action failures, many of which have limited predictive value for future success. At the same time, it underrepresents broader error patterns, causal relationships between decisions and outcomes, and signals that can inform strategic improvements. This imbalance reduces the memory's effectiveness in guiding decision-making and problem-solving success.

5. Insufficient Distillation of Reusable Knowledge: Although the SE trajectory contains rich high-value information, such as insights into the development environment, repository structure, and emerging best practices, these elements are insufficiently reflected on and learned from. The failure to distill past experience into reusable knowledge restricts the memory's long-term utility, preventing it from serving as a foundation to support future success.

(2) High-Level Instruction



[SYSTEM] You are a helpful assistant who summarizes valuable information from coding agent trajectories to create concise high-level task guidance snippets.

****1. Your Task:****

Analyze the given coding agent's trajectory and summarize a task guidance snippet comprising a list of valuable information to help the coding agent effectively solve future tasks.

****2. What to Include:****

Store and maintain general knowledge that will be helpful for future tasks:

- Repository Structure
 - Note: If you've only explored a portion of the codebase, clearly note this limitation in the repository structure guidance
- Common commands (build, lint, test, pre-commit, etc.)
- Code style preferences
- Workflows and best practices
- Any other repository-specific knowledge you learn

****IMPORTANT:****

- Your task is to summarize a guidance snippet with ONLY valuable information based on the given coding agent trajectory, but NOT to continue the task.
- ONLY EXTRACT valuable information that would be helpful for different future tasks, for example, how to configure the settings, how to setup the repository.
- Do NOT include issue-specific information: e.g., what specific error you have ran into and how you fix it; implementation details or specific commands, code snippets, errors or failures; step-by-step procedures; technology-specific solutions; lengthy explanations or multiple sub-points; problem-specific fixes or error handling; etc.
- The generated guidance snippet should be concise and well-organized.
- Group related information together under appropriate sections or headings.
- Your generated task guidance snippet will be placed under the "## Task Guidance" section, so your highest level should start from "###".

****3. Quality Standards:****

High-quality guidance is:

- ****Strategic but not tactical:**** Focuses on 'how to think' rather than 'what to do'
- ****Universal:**** Applies broadly to the problem class, not just this specific case
- ****Concise:**** Each principle captures one essential insight
- ****Actionable:**** Provides clear direction for future problem-solving
- ****Imperative:**** Uses direct, commanding language

****4. Requirements:****

- ****Guidance Subject:**** Use 'You' to address the coding agent directly
- ****Guidance Size:**** Maximum 512 tokens or less
- ****Tense & Tone:**** Use the present tense and imperative wording for guidance
- ****Response Format:**** Provide ONLY the guidance snippet in: <snippet>your generated guidance snippet</snippet>

[USER] {SE_AGENT_TRAJECTORY}



[ASSISTANT]<snippet>

Repository Structure

You are working with the Django repository. Key files for the admin documentation generator (`admindocs`) are located in:

- `/django/contrib/admindocs/`: Contains the core logic for the admin documentation system.
- `/django/contrib/admindocs/utils.py`: Contains utility functions like `trim_docstring`, which handles docstring indentation and whitespace.
- `/tests/admin_docs/`: Contains the corresponding test suite for these utilities.

Working with Django Docstrings

When processing docstrings for rendering (especially via `docutils` in `admindocs`), keep the following in mind:

- **Indentation Logic:** The standard Django docstring style usually includes an empty first line. However, many docstrings start content directly on the first line.
- **Trimming Behavior:** Use `trim_docstring` to normalize whitespace. When calculating minimum indentation, skip the first line of the docstring. The first line's indentation is often 0 relative to the triple quotes and does not reflect the intended indentation of the subsequent block.
- **Safety First:** Always check if a docstring has multiple lines before attempting to calculate indentation from the second line onwards (`lines[1:]`) to avoid `ValueError` on empty sequences.

Workflows and Best Practices

- **Environment Configuration:** When running standalone scripts that import Django modules, you must configure settings first. Use `django.conf.settings.configure()` or set the `DJANGO_SETTINGS_MODULE` environment variable (e.g., to `django.conf.global_settings`) before calling `django.setup()`.
- **Minimal Changes:** Focus on making the most targeted fix possible. In the case of utility functions used across the framework, ensure your change handles edge cases like single-line docstrings or empty strings.
- **Verification:** Always create a verification script that tests:
 1. The reported issue (e.g., docstrings starting on the first line).
 2. Traditional styles (e.g., docstrings with a blank first line).
 3. Edge cases (e.g., empty strings, single-line strings, mixed indentation).

Testing Commands

- To run specific unit tests in the Django suite: `python -m unittest tests.admin_docs.test_utils`.
- Ensure you are in the root directory `/workspace/django_django_3.1` when executing test commands to maintain correct import paths.</snippet>



Judge: Where does it improve?

1. **Enhanced Granularity and Usefulness:** The generated memory captures information at a more strategic and conceptual level, enabling improved applicability and generalizability to support adaptive problem-solving across varied scenarios.
2. **Improved Reflective Synthesis from Past Experience:** The generated memory is able to reflect upon past experience, extracting higher-order principles, distilling repository structures, and establishing best practices to benefit future problem-solving.
3. **Selective Retention of High-Value Knowledge:** The generated memory prioritizes salient, generalizable insights with strong predictive value, focusing attention on information most likely to improve future performance while minimizing noise from transient or context-bound details.



(3) Fine-Grained Instruction

[SYSTEM] You are a helpful assistant who summarizes reusable knowledge from coding agent trajectories to create concise but implementation-aware task guidance snippets.

****1. Your Task:****

Analyze the coding agent trajectory and extract reusable knowledge that helps future agents solve similar tasks more effectively. Preserve both high-level reasoning and concrete technical evidence.

****2. What to Include:****

Store knowledge that generalizes across tasks:

- Repository structure (note exploration limits)
- Common commands (build, lint, test, env setup)
- Code style and architecture expectations
- Working implementation patterns (APIs, config shapes, data schemas)
- Failure modes that reveal constraints (REQUIRED)
 - attempted approach → why it failed → corrected pattern → generalized rule
- Minimal concrete evidence when useful:
 - small code snippets
 - config fragments
 - key error messages
 - command usage patterns

****IMPORTANT:****

- Extract reusable knowledge, NOT the task solution.
- Include contrastive lessons (wrong vs correct approach).
- Prefer minimal representative examples over abstract advice.
- Avoid trajectory narration, large code blocks, or issue-specific business logic.

****3. Quality Standards:****

High-quality guidance is:

- ****Strategic + grounded:**** reasoning supported by concrete evidence
- ****Contrastive:**** clarifies constraints through failure → success
- ****Concise:**** one insight per bullet
- ****Actionable:**** directly usable in future tasks
- ****Imperative:**** address the agent as "You"

****4. Micro-Examples of Desired Style:****

Good examples capture a reusable constraint revealed by real execution behavior:

(1) CLI requires module path, not file path.

- ❌ python tools/run.py config.yaml
- ✅ python -m tools.run config.yaml

Rule: entrypoints are registered as modules.

(2) Internal API expects Path objects, not strings.

- ❌ load_config("config.yaml")
- ✅ load_config(Path("config.yaml"))

Error observed: "str" object has no attribute "read_text".

(3) Async function should be awaited even in sync wrapper.

- ❌ result = client.fetch()
- ✅ result = asyncio.run(client.fetch())

Error observed: coroutine never awaited.

****5. Output Requirements:****

- Use sections starting at "###"
- Use present tense and imperative tone
- Maximum 512 tokens
- Provide ONLY:

<snippet>your generated guidance snippet</snippet>

[USER] {SE_AGENT_TRAJECTORY}



[ASSISTANT]<snippet>

Django Admindoc Docstring Trimming

When processing docstrings for reStructuredText (reST) rendering in Django's `admindocs`, the first line often contains content immediately after the triple quotes, which results in an indentation of 0. This can skew the indentation calculation for the entire block, leading to `docutils` parsing errors like `Error in "default-role" directive: no content permitted.`

Indentation Calculation Pattern

To correctly determine the common indentation level of a docstring's body, you must skip the first line during the minimum indentation calculation.

- ✗ `indent = min(len(line) - len(line.lstrip()) for line in lines if line.lstrip())`
- ✓ `indent = min(len(line) - len(line.lstrip()) for line in lines[1:] if line.lstrip())`

Robust Implementation

Always protect against empty sequences when using `min()` on sliced docstring lines (e.g., single-line docstrings).

Python

```
lines = docstring.expandtabs().splitlines()
if len(lines) > 1:
    filtered_lines = [line for line in lines[1:] if line.lstrip()]
    indent = min(len(line) - len(line.lstrip()) for line in filtered_lines) if filtered_lines else 0
else:
    indent = 0
# Apply indent only to lines[1:]. lstrip lines[0] independently
trimmed = [lines[0].lstrip()] + [line[indent:].rstrip() for line in lines[1:]]
```

Failure Modes to Avoid

- **Empty `min()` arg:** Slicing `lines[1:]` on a single-line docstring and filtering for non-empty content will result in an empty list.
 - **Error observed:** `ValueError: min() arg is an empty sequence`
 - **Generalized Rule:** Always provide a default value or check for list length before calling `min()` on line collections.
- **Applying Indent to First Line:** Do not apply the calculated body indentation to the first line; it should typically just be stripped of leading whitespace.

</snippet>



Judge: Where does it fail?

1. **Excessive Granularity Limits Generalization:** The generated memory is dominated by fine-grained, task-specific procedural details that cannot be transferred beyond the originating context. Emphasis on exact commands, local implementation fragments, and transient execution conditions displaces higher-level structural knowledge, thereby reducing cross-task applicability.
2. **Retention of Superficial Descriptions over Analytical Insights:** A substantial portion of the memory records surface-level descriptions of actions performed rather than distilled insights derived from experience. This results in high informational volume but low semantic utility, offering limited guidance for future decision-making or strategy selection.
3. **Limited Reflective Synthesis from Past Experience:** Although trajectories contain repeated strategies and recurring errors, these signals are not consolidated into reusable principles, constraints, or heuristics. Errors are preserved as isolated events rather than abstracted into generalizable lessons, restricting cumulative learning across tasks.
4. **Suboptimal Prioritization of Salient Information:** The memory overemphasizes narrowly scoped error instances and local execution artifacts while underrepresenting stable and broadly informative properties of the environment, such as repository structure, interface contracts, and workflow conventions. This imbalance reduces robustness in unseen settings.

Figure 15: **Memory Instruction.** We conduct the preliminary study on memory reflection through three versions of instructions: (1) *general and concise* instruction, (2) *high-level* instruction, and (3) *fine-grained* instruction.

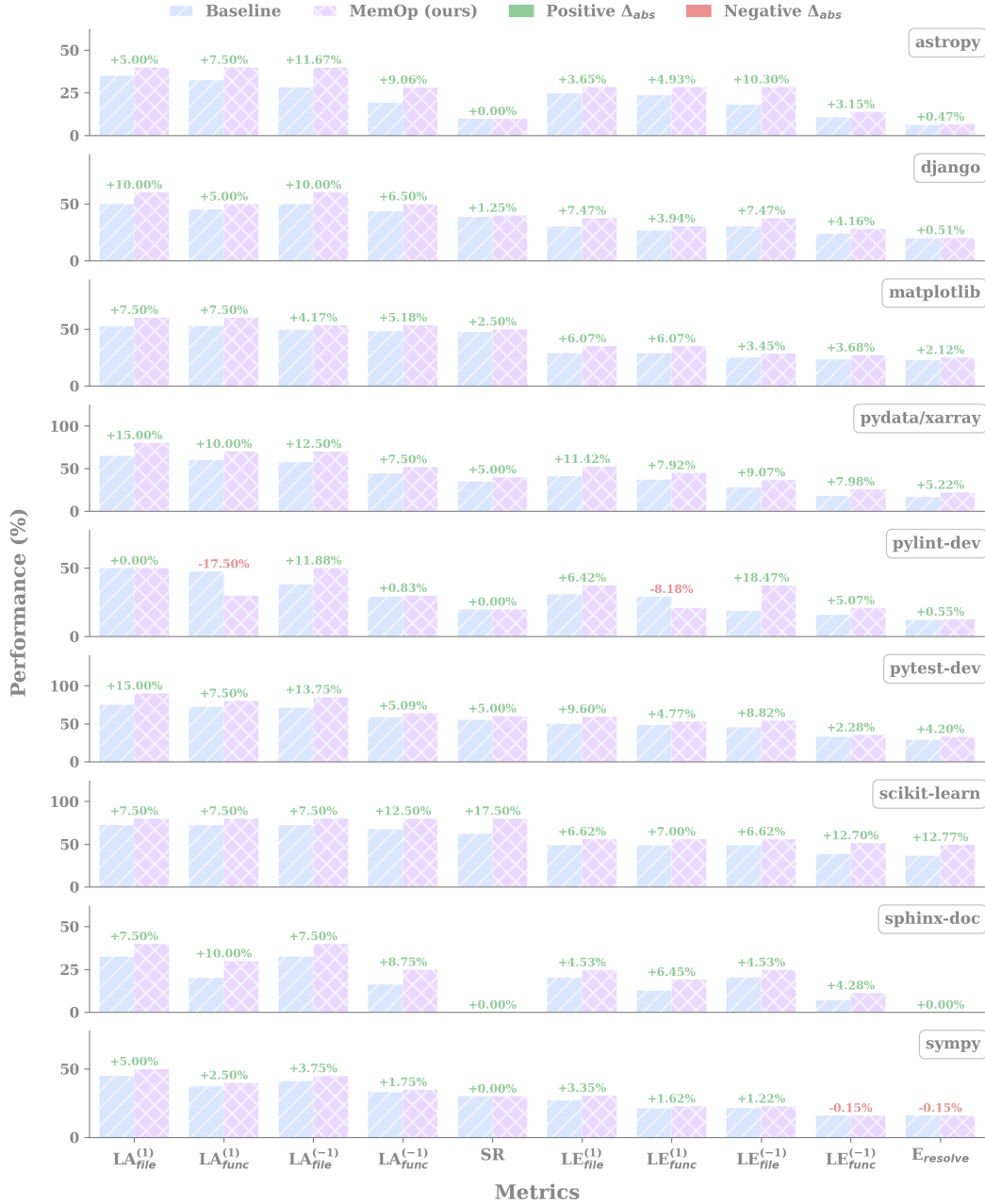


Figure 16: **Repo-Wise Comparison between Baseline and MemOp.** Compared to $\text{no-}M_\theta$ baseline SE agent (base LLM: Qwen3-Coder-30B-A3B), SE agent (base LLM: Qwen3-Coder-30B-A3B) with MemOp (backbone LLM: Qwen3-4B-T) consistently outperforms $\text{no-}M_\theta$ baseline across nine disparate repositories.

B Related Work: Extended Discussion

We extend our discussion in §5 with additional related work that has emerged concurrently with **MemOp**, further contextualizing our contributions.

B.1 Memory for SE Agents

Recent work has begun to explore memory augmentation, specifically in the context of software engineering agents. SWE-Bench-CL (Joshi et al., 2025) introduces a continual learning benchmark that organizes GitHub issues into chronologically ordered sequences to evaluate knowledge accumulation and transfer across tasks. However, it proposes no mechanism for *how* to optimize memory, leaving the core methodological challenge open. In addition to benchmark challenges, recent work on subtask-level memory (Shen et al., 2026) addresses retrieval granularity by aligning memory storage and retrieval with the SE agent’s functional decomposition, yet relies on heuristic designs without principled optimization signals or evaluation criteria. CTIM-Rover (Lindenbauer et al., 2025) further proposes a Mixture-Of-Experts (MoEs) inspired approach for SE agents, but finds that unfiltered memory retrieval introduces noise that actively degrades performance. This further highlights the fragility of existing approaches: without a principled utility signal to distinguish beneficial memories from noise, memory augmentation can actively harm agent performance. We propose **MemOp** to directly address this failure mode by grounding memory utility in validated downstream impact, providing both principled evaluation criteria and annotation-free optimization signals that close the loop between memory generation and memory quality, without relying on complex retrieval heuristics or task-specific designs.

B.2 Broader Use of Memory

Memory augmentation for general LLM agents has been explored along several directions. One line of work augments agents with retrieval-based memory, where past experiences or contextual knowledge are stored and retrieved to support downstream generation (Qian et al., 2025; Chen et al., 2025; Wang et al., 2024). Across these approaches, a shared limitation persists: memory quality is assessed through proxy signals, such as retrieval similarity, coverage, or structural coherence, without empirical validation. Lacking such a principled utility signal, these systems fail to reliably distinguish memory that improves agent behaviors from memory that is redundant or harmful. A different line of work evolves memory through heuristic update rules, such as recency, novelty, similarity, or psychologically inspired forgetting schedules (He et al., 2024; Zhong et al., 2023; Salama et al., 2025). While these rules offer intuitive appeal, they are designed without downstream grounding, leaving memory evolution disconnected from the outcomes it is meant to support. Another direction organizes memory through hierarchical (Sun et al., 2026; Hu et al., 2025) or graph-based (Atri et al., 2025; Kashmira et al., 2025) structures, which improve interpretability but cannot adapt to the diversity of tasks encountered in practice. To address these limitations, **MemOp** defines memory utility as demonstrated causal improvement grounded in downstream performance (§2), deriving a principled, annotation-free optimization signal (§3) that is transferable across agents and generalizable across tasks and settings (§4).

C Limitations

In this work, we introduce **MemOp** (§2), a closed-loop framework with performance-grounded memory utility serving a dual role (§1-3), enabling principled evaluation and annotation-free optimization of memory-augmented SE agents across *single-episode* and *cross-episode* settings (§3.4).

Nevertheless, we acknowledge several limitations that we aim to address in future work. First, due to the high cost of extensive experiments, our work is evaluated primarily on Python repositories with GitHub issue-style tasks. Therefore, we view cross-benchmark validation as a natural and important next step. Second, as we focus on memory optimization, factors influencing performance include the intrinsic problem-solving abilities and behaviors of the SE agent. For example, if the agent consistently fails to explore relevant parts of the codebase, the resulting memory will reflect those blind spots while showing less informative guidance on best practices (§G), revealing the need for enhancing the intrinsic problem-solving abilities of SE agents themselves that we aim to address in future work. Third, as detailed in §F, the dataset size and computational efficiency of training

dataset curation are sensitive to rollout configuration, requiring configuration choices in custom use. In future work, we aim to extend **MemOp** to broader benchmarks and programming languages, and explore tighter integration between memory optimization and SE agent training to further improve problem-solving performance.

D Broader Impact

MemOp advances memory-augmented AI software engineering, with the potential to meaningfully improve developer productivity and software quality (§G.4). By enabling SE agents to learn from past problem-solving experience and apply distilled knowledge to future tasks (§2), **MemOp** reduces the number of iterations required to resolve issues and increases the success rate of task resolution across *single-episode* and *cross-episode* settings (Tabs. 1-2). These efficiency gains could meaningfully lower the barrier to deploying automated AI software engineering agents in real-world tasks, particularly for open-source projects with limited human contributor bandwidth. Moreover, **MemOp** operates exclusively on the publicly available benchmark (§4.1), and does not involve additional collection of private codebases, user data, or personally identifiable information, thereby excluding privacy and data security concerns.

Single-Episode Memory Prompt

```
[SYSTEM] You are a helpful assistant who summarizes valuable information from coding agent trajectories to create concise high-level task guidance snippets.

## **1. Your Task:**
Analyze the given coding agent's trajectory and summarize a task guidance snippet comprising a list of valuable information to help the coding agent effectively solve future tasks.

## **2. What to Include:**
Store and maintain general knowledge that will be helpful for future tasks:
- Repository Structure
  - Note: If you've only explored a portion of the codebase, clearly note this limitation in the repository structure guidance
- Common commands (build, lint, test, pre-commit, etc.)
- Code style preferences
- Workflows and best practices
- Any other repository-specific knowledge you learn
**IMPORTANT:**
- Your task is to summarize a guidance snippet with ONLY valuable information based on the given coding agent trajectory, but NOT to continue the task.
- ONLY EXTRACT valuable information that would be helpful for different future tasks, for example, how to configure the settings, how to setup the repository.
- Do NOT include issue-specific information: e.g., what specific error you have ran into and how you fix it; implementation details or specific commands, code snippets, errors or failures; step-by-step procedures; technology-specific solutions; lengthy explanations or multiple sub-points; problem-specific fixes or error handling; etc.
- The generated guidance snippet should be concise and well-organized.
- Group related information together under appropriate sections or headings.
- Your generated task guidance snippet will be placed under the "## Task Guidance" section, so your highest level should start from "###".

## **3. Quality Standards:**
High-quality guidance is:
- **Strategic but not tactical:** Focuses on 'how to think' rather than 'what to do'
- **Universal:** Applies broadly to the problem class, not just this specific case
- **Concise:** Each principle captures one essential insight
- **Actionable:** Provides clear direction for future problem-solving
- **Imperative:** Uses direct, commanding language

## **4. Requirements:**
- **Guidance Subject:** Use 'You' to address the coding agent directly
- **Guidance Size:** Maximum 512 tokens or less
- **Tense & Tone:** Use the present tense and imperative wording for guidance
- **Response Format:** Provide ONLY the guidance snippet in: <snippet>your generated guidance snippet</snippet>

[USER] {SE_AGENT_TRAJECTORY}
```

Cross-Episode Memory Prompt

```
[SYSTEM] You are a helpful assistant that incrementally improves the existing task guidance memory based on new coding agent trajectories.
Your goal is to Evolve the memory, NOT regenerate or rewrite it.

1. Your Task:
Carefully analyze the new coding agent's trajectory provided by the user, and Evolve the given task guidance below to help the coding agent effectively solve future tasks.

Task Guidance:
...
{LATEST_MEMORY}
...

2. Core Principle: Memory Evolution Only
You MUST treat the given Task Guidance as the source of truth.

You are ONLY allowed to:
- Add new high-value, generalizable insights that do not already exist
- Correct existing information if it is clearly inaccurate, outdated, or misleading

You are STRICTLY FORBIDDEN from:
- Removing correct existing information
- Rewriting or rephrasing content unless required for a correction
- Compressing or summarizing in a way that drops information
- Reorganizing structure if it risks losing details

Preservation has higher priority than conciseness.

3. What to Include in Task Guidance:
Store and maintain general knowledge that will be helpful for future tasks:
- Repository Structure
  - Note: If you've only explored a portion of the codebase, clearly note this limitation in the repository structure guidance
- Common commands (build, lint, test, pre-commit, etc.)
- Code style preferences
- Workflows and best practices
- Any other repository-specific knowledge you learn
IMPORTANT:
- Your task is to summarize a guidance snippet with ONLY valuable information based on the given coding agent trajectory, but NOT to continue the task.
- ONLY EXTRACT valuable information that would be helpful for different future tasks, for example, how to configure the settings, how to setup the repository.
- Do NOT include issue-specific information: e.g., what specific error you have ran into and how you fix it; implementation details or specific commands, code snippets, errors or failures; step-by-step procedures; technology-specific solutions; lengthy explanations or multiple sub-points; problem-specific fixes or error handling; etc.
- The generated guidance snippet should be concise and well-organized.
  - Group related information together under appropriate sections or headings.
  - Your generated task guidance snippet will be placed under the "Task Guidance" section, so your highest level should start from "###".

4. Quality Standards:
High-quality guidance is:
- Strategic but not tactical: Focuses on 'how to think' rather than 'what to do'
- Universal: Applies broadly to the problem class, not just this specific case
- Concise: Each principle captures one essential insight
- Actionable: Provides clear direction for future problem-solving
- Imperative: Uses direct, commanding language

5. What Qualifies as an Update

A. Additions (allowed)
Add information only if it is:
- Not already present
- Generalizable across tasks
- Repository-level or workflow-level (not issue-specific)

B. Corrections (allowed)
Modify existing content ONLY when:
- It is incorrect, misleading, or contradicted by stronger evidence
- You minimally edit the original statement to fix it
- You DO NOT delete the original idea unless it is fully invalid

C. Non-qualifying (must ignore)
Do NOT include:
- Task-specific fixes, bugs, or errors
- One-off commands or debugging steps
- Implementation details or code snippets
- Step-by-step procedures
- Anything not reusable across future tasks

6. Requirements:
- Guidance Subject: Use 'You' to address the coding agent directly
- Guidance Size: Maximum 512 tokens or less
- Tense & Tone: Use the present tense and imperative wording for guidance
- Response Format: Provide ONLY the guidance snippet in: <snippet>your generated guidance snippet</snippet>

[USER] {SE_AGENT_TRAJECTORY}
```

Figure 17: Instructions for *Single-Episode* and *Cross-Episode* Memory Generation. Our memory generation instructions for *single-episode* and *cross-episode* memory-augmented software engineering settings.

E Dataset Construction for MemOp Optimization

Based on our *trajectory-based rejection sampling* (Alg. 1), we construct our memory optimization dataset via *performance-validated memory supervision* (§3.2). We begin by randomly sampling $N_{\mathcal{T}} = 100$ tasks across $N_{\mathcal{R}} = 10$ repositories, yielding $N_{\mathcal{T}} \times N_{\mathcal{R}} = 1,000$ tasks in total. Then, we deploy SE agents powered by Devstral-Small-2505 and Qwen3-Coder-480B-A35B-Instruct, respectively, with each executing these 1,000 tasks. During *trajectory-based rejection sampling* (Alg. 1), we set $N_{\tau} = 4$ and $N_{\mathcal{M}} = 4$, contributing to 3,200 memory candidates. After performance filtering, the remaining samples form our curated memory optimization dataset for two-stage MemOp finetuning (Tab. 4).

During experiments, to avoid evaluation circularity, we randomly sample 100 evaluation instances that have no overlap with the 100 instances used to construct our training dataset. In *cross-episode* evaluation, all instances of each repository are evaluated according to their temporal order to simulate real-world codebase evolution. As shown in Fig. 18, the 100 evaluation instances are distributed evenly across repositories to support reliable *cross-episode* evaluation. We assign `django` twice as many instances as it constitutes a primary portion of SWE-bench, while there is no 10th repository that reaches 10.00% of the total instances as others. This prevents any smaller repository from being overrepresented, thereby maintaining a balanced evaluation distribution.

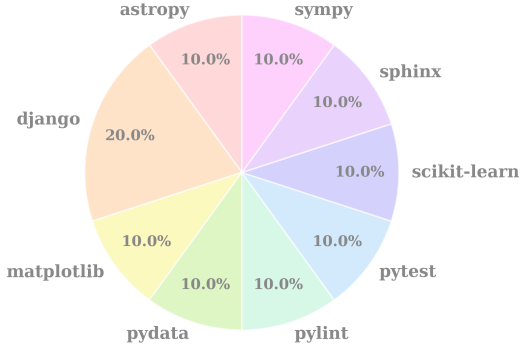


Figure 18: Evaluation Set Distribution

Table 4: **Training Data Overview.** Summarization of training datasets in SFT and RL, constructed through trajectory-based rejection sampling (§3.2).

	$N_{\mathcal{R}}$	Train	Test	Total
SFT				
D_{SFT}	10	2516	280	2796
RL				
$D_{\text{Pref}}(\mathbf{c} = 2)$	10	1908	214	2122
$D_{\text{Pref}}(\mathbf{c} = 4)$	10	1310	146	1456

F Implementation Details

F.1 Memory Generation Instructions

Supported by our preliminary studies (§A), the memory generation instruction prompts we used for *single-episode* and *cross-episode* memory generation are shown in Fig. 17.

F.2 Experiment Configuration

Our experiments involve various configuration settings in different stages. We summarize the key configurations during trajectory rollout, memory model finetuning, and performance evaluation in Tab. 5 to provide a clear and reproducible overview of our experimental setup.

Table 5: **Experiment Configuration.** This table summarizes the key configuration settings during dataset construction, supervised finetuning, reinforcement learning, and SE evaluation. $N_{\mathcal{R}}$, $N_{\mathcal{T}}$, N_{τ} , and $N_{\mathcal{M}}$ denote the number of repositories, the number of tasks for each repository, the number of trajectories per task, and the number of memory candidates per trajectory, respectively. The number of evaluation metrics used to measure SE agent performance is set to $N_Q = 10$ in both dataset construction and performance evaluation, complemented by Δ_{abs} (Eq. 8) and Δ_{rel} (Eq. 9) to quantify performance differences. For model finetuning, the learning rate is represented by lr , n_{epoch} denotes the number of training epochs. During RL, $n_{rollout}$ denotes the number of rollouts, and c denotes the batch size of preference rollout in \mathcal{D}_{RL} (§3.3).

Stage	$N_{\mathcal{R}}$	$N_{\mathcal{T}}$	N_{τ}	$N_{\mathcal{M}}$	$N_{\mathcal{A}}$	N_Q	lr	n_{epoch}	$n_{rollout}$	c
Construction	10	10	4	4	100	10	–	–	–	–
SFT	–	–	–	–	–	–	1×10^{-4}	1	–	–
RL	–	–	–	–	–	–	1×10^{-6}	1	4	2 / 4
Evaluation	9	10	1	4	100	10	–	–	–	–

F.3 Computation Overhead

During dataset construction, we leverage LLM APIs to power both SE agents and M_{θ} . For model finetuning, the memory model is optimized through our two-stage training paradigm (§3.3) consisting of supervised finetuning and reinforcement learning. During evaluation, we use LLM APIs to support SE agents, while employing our finetuned memory models to instantiate M_{θ} . For computational resources, we use NVIDIA H100 (80GB) GPUs to serve and train LLMs. To provide a clear accounting of computation resources, we summarize the resource overhead for dataset construction, model finetuning, and performance evaluation in Tab. 6, and compare the computational time and efficiency across *single-episode* and *cross-episode* memory augmentation in Fig. 22.

Table 6: **Computation Overhead.** This table summarizes the API cost (averaged to *per 100 instances*) and computation overhead during training and evaluation. n_{MLLM} denotes the number of different backbone MLLMs. During dataset construction, M_{θ} is used *exclusively* for memory candidate generation while *does not perform any memory optimization*, and the additional cost of SE agent w/ M_{θ} arises solely from $N_{\tau} \times N_{\mathcal{M}} = 4 \times 4 = 16$ rollouts.

Stage	LLM	API (\$)		Computation (H100)	
		w/o M_{θ}	w/ M_{θ}	SE Agent	M_{θ}
Construction	Devstral-Small	11.73	43.52	–	–
	Qwen3-Coder-480B	86.18	329.98	–	–
	Claude-4-Sonnet	–	53.89	–	–
SFT	–	–	–	–	80GB × 2
RL	–	–	–	–	80GB × 4
Evaluation	Devstral-Small	11.73	10.26	–	80GB × 1
	Qwen3-Coder-30B	9.97	8.94	–	80GB × 1

G A Deeper Dive Beneath Results

We extend our experiments (§4) to in-depth analysis (§G), covering repository-wise generalizability (§G.1), *memory evolution levels* (§G.2), *configuration effects of rollout batch size c in \mathcal{D}_{RL}* (§G.3), and *qualitative analysis* (§G.6).

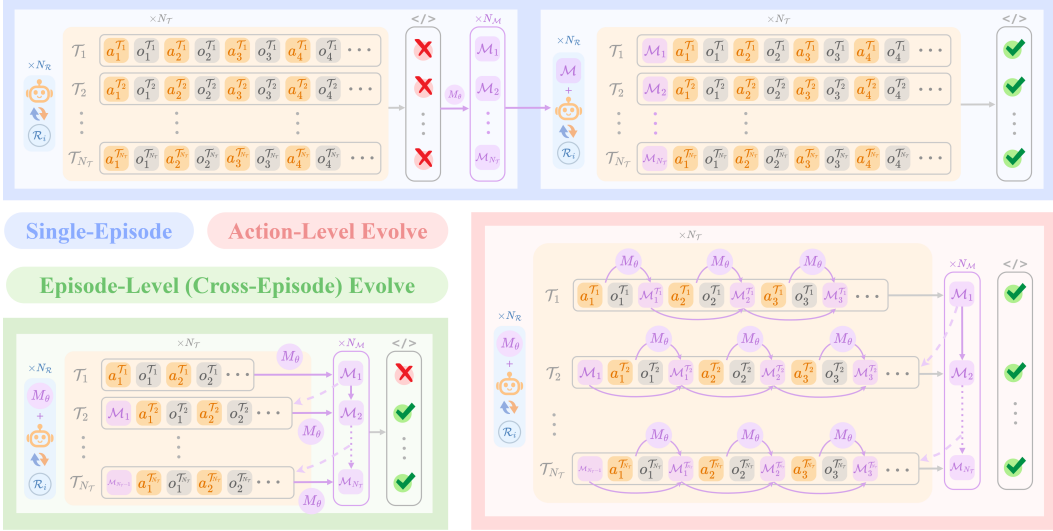


Figure 19: **MemOp** for **Memory-Augmented Software Engineering**. **MemOp** finetunes M_θ to augment SE agents through adaptive memory generation (§2.3 & §G.2). Our ablation studies include *single-episode* memory generation, *episode-level* memory evolution (§4), and *action-level* memory evolution (§G.2).

G.1 Repository-Wise Generalizability of MemOp

Extending our discussion in §4.3, Fig. 16 showcases consistent performance enhancement of **MemOp**-augmented SE agents, showcasing up to $\Delta_{abs} = \uparrow 17.50\%$ in *SR* and $\Delta_{abs} = \uparrow 15.00\%$ in *LA*. Only four degraded performance on localization efficiency and accuracy among 90 comparisons further demonstrates the robustness of **MemOp** when generalized to different repository contexts.

G.2 Why Episode-Level over Action-Level Memory Evolution?

Determining the appropriate granularity of memory evolution is critical for balancing SE efficiency and memory optimization effectiveness. On this account, a key question is (Fig. 19): *Should memory evolve at the action level or the episode level?*

To investigate this fundamental question, we employ Qwen3-Coder-30B-A3B to power SE agent, with **MemOp** using Qwen3-4B-T as M_θ backbone. We evaluate memory-augmented software engineering on the same test set under both *action-level* and *episode-level* memory evolution, respectively.

As shown in Fig. 20, **MemOp** with *episode-level* evolution yields reduced overhead in cross-episode settings ($\Delta_{rel} = \downarrow 2.23\%$). In contrast, *action-level* memory evolution severely degrades efficiency, requiring up to $\times 11.82$ more time on average to solve SE tasks. More importantly, this inefficiency is accompanied by a substantial drop in success rate ($\Delta_{abs} = \downarrow 12.50\%$), as compared to the improved success rate ($\Delta_{abs} = \uparrow 2.75\%$) of **MemOp** in cross-episode memory evolution. These results highlight that *episode-level* memory evolution provides a more favorable optimization for both efficiency and effectiveness, making it a better design choice for memory-augmented SE agents.

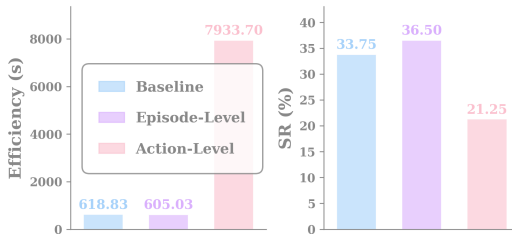


Figure 20: **Memory Evolution Granularity**. We compare SE agent performance among no- M_θ , **MemOp** in *cross-action*, and **MemOp** in *cross-episode* memory evolution settings.

G.3 Effects of Preference Batch Size on Memory Optimization

To investigate the effect of rollout batch size c in \mathcal{D}_{RL} (§3.2), we compare SE agent performance with M_θ using the same backbone LLM (Qwen3-4B-Thinking), finetuned on \mathcal{D}_{RL} with $c = 2$ and $c = 4$, respectively.

Results in Fig. 21 demonstrate consistent gains from *Stage II* finetuning across different values of c , consistent with the effectiveness of Stage II observed in Fig. 4 (§4.3). Notably, $c = 4$ presents more robust and comprehensive M_θ optimization effects across ten metrics (e.g., $c = 2$ with $\Delta_{abs} \leq 0.75\%$ in SR , as compared to $c = 4$ with $\Delta_{abs} \geq 2.25\%$ in SR).

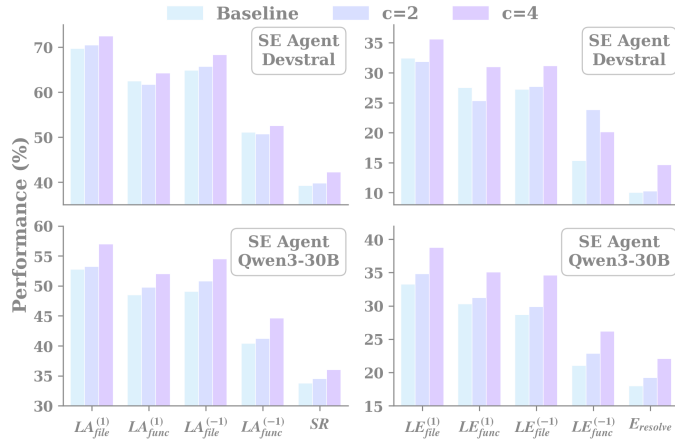


Figure 21: Effects of Preference Rollout Batch Size Configuration on M_θ Optimization.

G.4 MemOp for Improved SE Efficiency

Extending our study in (§G.2), we employ Qwen3-Coder-30B-A3B to power SE agent, with **MemOp** using Qwen3-4B-T as M_θ (FT) backbone. Fig. 22 compares the average computational time used per task, SR , and $E_{resolve}$ among no- M_θ baseline, single-episode **MemOp**, and cross-episode **MemOp**. Across both settings, **MemOp** showcases consistently improved task success rate and problem-solving efficiency while reducing computational cost, demonstrating that **MemOp** meaningfully enhances SE agent performance without sacrificing efficiency.

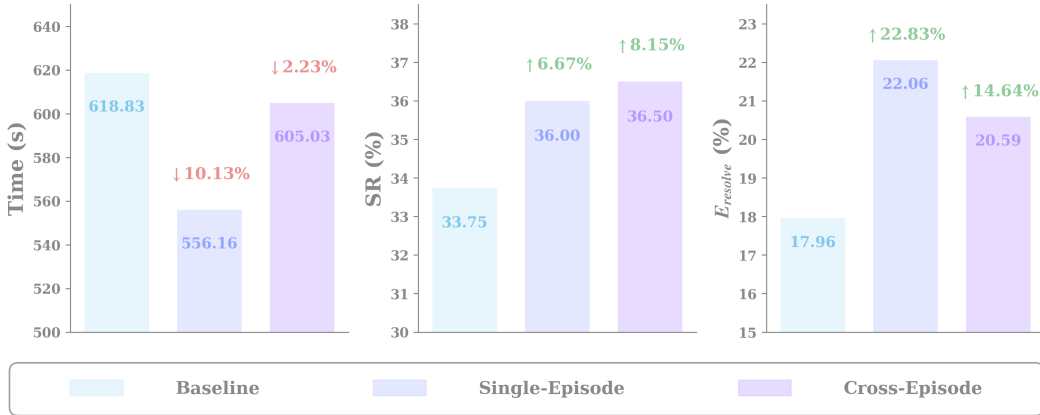


Figure 22: **MemOp** Improves SE Performance with Reduced Computational Cost. **MemOp** enhances SE agent across single-episode and cross-episode settings with reduced computational cost.

G.5 MemOp for More Robust Software Engineering

To systematically compare the augmentation effects of **MemOp**, we use Qwen3-Coder-30B to power the SE agent with Qwen3-4B-T as the memory backbone of finetuned M_θ , and compare their mean performance and variance across all ten evaluation metrics (§3.1). As shown in Fig. 23, **MemOp** consistently achieves higher mean performance across all accuracy and efficiency metrics, while exhibiting notably tighter variance bands, particularly on localization accuracy (Fig. 23, left), as compared to the no- M_θ baseline that shows substantially wider performance spread across rollouts.

This suggests that **MemOp** not only improves average SE agent performance but also stabilizes problem-solving behaviors, reducing sensitivity to the stochasticity inherent in long-horizon agentic software engineering trajectories.

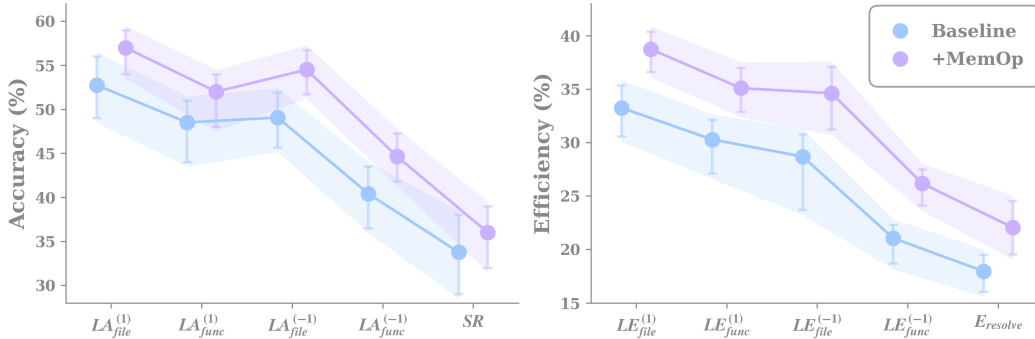


Figure 23: **MemOp Enhances SE Agent Performance Robustness.** Error bars across all evaluation metrics demonstrate that **MemOp** consistently improves SE agent performance with reduced variance, reflecting greater robustness over the no- M_θ baseline.

G.6 Qualitative Analysis on Memory Augmentation Success & Failure

To better understand the effectiveness of M_θ in memory generation and evolution, we conduct case studies to qualitatively examine memory examples generated by **MemOp**-finetuned M_θ , analyzing their strengths in successful memory augmentation as well as their limitations in cases where SE agents fail, in hopes of meaningfully informing future research.

Effective Memory Augmentation Examples ($\Delta_{abs} > 0$ across all metrics). Fig. 24 shows a few examples of high-quality memory generation, where generated memories effectively enable the SE agent to successfully resolve the task with improved problem-solving efficiency. As shown in these examples, good memories are able to maintain a high level of abstraction, enhancing their applicability and generalizability for more adaptive problem-solving across different SE scenarios. Moreover, their effective distillation of repository structure, key patterns, and workflows allows the SE agent to quickly familiarize itself with the codebase and start problem-solving attempts with the support of best practices and informative insights.

Ineffective Memory Augmentation Examples ($\Delta_{abs} \leq 0$ in SR). In contrast to effective memory augmentation (Fig. 24), ineffective memory reflection and distillation can misdirect the SE agent toward unproductive exploration and ultimately lead to task failure. Examples shown in Fig. 25 unveil several common issues: over-specific details, insufficient reflective synthesis, overly task-bound patterns, misdirected focus on suboptimal information, as well as repetitive and redundant content. Compared to successful examples (Fig. 24), effective memories emphasize codebase-level abstractions rather than task-specific details, underscoring the significance of distilling key structures, generalizable patterns, and actionable insights for memory-augmented software engineering.

(1) Example 1: Effective Memory Reflection



SE Agent
History

[SYSTEM] [...] Your primary role is to assist users by executing commands, modifying code, and solving technical problems effectively. [...]

[USER] [...] I've uploaded a python code repository in the directory `matplotlib__matplotlib__3.7`. Consider the following issue description:

<issue_description>
[ENH]: Add `get/set_antialiased` to Text objects
[...]

[SE AGENT] Let me first explore the repository structure to understand what we're working with:

```
<function=str_replace_editor>  
<parameter=path>/workspace/matplotlib__matplotlib__3.7</parameter>  
<parameter=command>view</parameter>  
</function>
```

[USER] Here's the files and directories up to 2 levels deep in `/workspace/matplotlib__matplotlib__3.7`, excluding hidden items:
`/workspace/matplotlib__matplotlib__3.7/`
`/workspace/matplotlib__matplotlib__3.7/CITATION.bib`
`/workspace/matplotlib__matplotlib__3.7/CODE_OF_CONDUCT.md`
`/workspace/matplotlib__matplotlib__3.7/INSTALL.rst`
[...]

[SE AGENT] Let me examine the key `matplotlib` directory structure:

```
<function=str_replace_editor>  
<parameter=path>/workspace/matplotlib__matplotlib__3.7/lib/matplotlib</parameter>  
<parameter=command>view</parameter>  
</function>  
[...]
```

[USER] Here's the files and directories up to 2 levels deep in `/workspace/matplotlib__matplotlib__3.7/lib/matplotlib`, excluding hidden items:

```
/workspace/matplotlib__matplotlib__3.7/lib/matplotlib/  
/workspace/matplotlib__matplotlib__3.7/lib/matplotlib/__init__.py  
[...]
```

[SE AGENT] Let me continue to see more of the `Text` class definition:

```
<function=str_replace_editor>  
<parameter=path>/workspace/matplotlib__matplotlib__3.7/lib/matplotlib/text.py</parameter>  
<parameter=command>view</parameter>  
<parameter=view_range>[95, 250]</parameter>  
</function>  
[...]
```

[USER] Here's the result of running `'cat -n'` on `/workspace/matplotlib__matplotlib__3.7/lib/matplotlib/text.py`:

```
95 class Text(Artist):  
96     """Handle storing and drawing of text in window or data coordinates."""  
97  
98     zorder = 3  
99     _charsize_cache = dict()  
100  
101     def __repr__(self):  
102         return f"Text({self._x}, {self._y}, {self._text!r})"  
[...]
```



Repository Structure

- Main `matplotlib` source code is located in `/lib/matplotlib/` directory
- Key Text-related modules: `text.py` (main text handling), `textpath.py` (text rendering), `offsetbox.py` (advanced text positioning)
- Tests are in `tests/` subdirectory with comprehensive text-related tests in `'test_text.py'`

Common Commands

- Run tests: `python -m pytest lib/matplotlib/tests/test_text.py -q`
- Basic development: Import `matplotlib` in scripts, but may encounter path conflicts due to `lib/python` paths
- Set `matplotlib.font_manager.FontManager.FigLeaf` artificial robot to avoid configuration issues

Code Structure and Patterns

- Text objects follow similar pattern to other `matplotlib` artists: use `'_antialiased'` attribute with `set_antialiased/get_antialiased` methods
- `GraphicsContext` already has `set_antialiased()` and `get_antialiased()` methods that need `Text` objects to provide properties
- Backends use `GraphicsContext` antialiasing by accessing `gc.get_antialiased()` rather than `rcParams["text.antialiased"]`
- Always check existing patterns in similar artists (patches, lines) when adding attributes/methods

Workflows and Best Practices

- When implementing per-artist properties instead of global `rcParams`, place the attribute in `__init__` and initialize with existing value
- Add `getters/setters` to provide backward compatibility with direct attribute access
- Set the appropriate `GraphicsContext` property in the `draw()` method after creating the context
- Test anchors and annotations specifically as they inherit from `Text` and may not have per-instance settings

Key Implementation Knowledge

- Text class in `/lib/matplotlib/text.py` manages document and free space bounding box for drawing
- `GraphicsContext` provides shared state through `getters/setters` rather than direct attribute access
- Backends draw text using fields from related objects (`text.ruby`, `textpath`) rather than directly accessing `Text` instance fields
- The implementation requires setting entailed properties when adding new per-artist attributes

(2) Example 2: Effective Memory Reflection



SE Agent
History

[SYSTEM] [...] Your primary role is to assist users by executing commands, modifying code, and solving technical problems effectively. [...]

[USER] [...] I've uploaded a python code repository in the directory `django_django_3.0`. Consider the following issue description:
<issue_description>
RenameContentType._rename() doesn't save the content type on the correct database
Description [...]

[SE AGENT] Let me examine the repository structure first:
<function=str_replace_editor>
<parameter=command>view</parameter>
<parameter=path>/workspace/django_django_3.0</parameter>
</function>

[USER] Here's the files and directories up to 2 levels deep in `/workspace/django_django_3.0`, excluding hidden items:
`/workspace/django_django_3.0/`
`/workspace/django_django_3.0/AUTHORS`
`/workspace/django_django_3.0/CONTRIBUTING.rst`
`/workspace/django_django_3.0/Django.egg-info/`
`/workspace/django_django_3.0/Django.egg-info/PKG-INFO`
`/workspace/django_django_3.0/Django.egg-info/SOURCES.txt`
[...]

[SE AGENT] Now let me examine the exact file mentioned in the issue:
<function=str_replace_editor>
<parameter=path>/workspace/django_django_3.0/django/contrib/contenttypes/management/__init__.py</parameter>
<parameter=command>view</parameter>
</function>
[...]

[USER] Here's the result of running `'cat -n'` on
`/workspace/django_django_3.0/django/contrib/contenttypes/management/__init__.py`:
1 from django.apps import apps as global_apps
2 from django.db import DEFAULT_DB_ALIAS, migrations, router, transaction
3 from django.db.utils import IntegrityError
4
5
6 class RenameContentType(migrations.RunPython):
7 def __init__(self, app_label, old_model, new_model):
8 self.app_label = app_label
9 self.old_model = old_model
10 self.new_model = new_model
11 super().__init__(self.rename_forward, self.rename_backward)
[...]

[SE AGENT] Perfect! I can see the problem clearly now. In the `'_rename'` method at line 27, we have the problematic line:
'''python
content_type.save(update_fields={'model'})
'''
The issue description points correctly to this exact line. The `content_type.save()` method is called inside a `'transaction.atomic(using=db)'` block, but `'save()'` without an explicit `'using'` parameter defaults to using the default database connection, not the one specified in `'using=db'`.
[...]



Repository Structure

- Django 3.0 codebase with standard Django project layout
- Main Django package in `/workspace/django_django_3.0/django/` with modules organized by functionality
- Configuration and testing files in `tests/` directory with comprehensive test coverage
- Note: Only explored Django's core architecture and contenttypes-related areas

Useful Commands

- Use Python's built-in Django test runner: `python tests/runtests.py <test_module>`
- Test specific modules with `-k` flag for pattern matching
- Run tests with various verbosity levels: `python tests/runtests.py ... -v 2`
- Django 3.0 projects use standard development workflow without additional setup requirements

Code Style and Best Practices

- Use `rollback()` method in cleanup blocks to revert database operations
- Make minimal, focused changes to preserve backwards compatibility
- Ensure database routing consistency by explicitly specifying `using=db` parameters
- Import models at class level to minimize circular imports
- Maintain existing test patterns and methods when modifying functionality

Key Implementation Knowledge

- Database routing in Django requires explicit `using=db` parameters for ORM operations
- When using transaction managers with specific database aliases, ensure ORM save calls properly respect the alias
- Migration operations in Django automatically inject contenttype operations for `RenameModel` operations
- The changes dictionary usage in `inject_rename_contenttypes_operations` tracks which migrations need `RenameContentType` operations inserted after `RenameModel` operations

(3) Example 3: Effective Memory Reflection



SE Agent History

[SYSTEM] [...] Your primary role is to assist users by executing commands, modifying code, and solving technical problems effectively. [...]

[USER] [...] CountVectorizer's `get_feature_names` raise `NotFittedError` when the `vocabulary` parameter is provided. If you initialize a `CountVectorizer` and try to perform a transformation without training, you will get a `NotFittedError` exception. [...]

[SE AGENT] Let me first examine the repository structure to understand the codebase:

```
<function=str_replace_editor>
<parameter=command>view</parameter>
<parameter=path>/workspace/scikit-learn__scikit-learn__0.20</parameter>
</function>
```

[USER] Here's the files and directories up to 2 levels deep in `/workspace/scikit-learn__scikit-learn__0.20`, excluding hidden items:

```
/workspace/scikit-learn__scikit-learn__0.20/
/workspace/scikit-learn__scikit-learn__0.20/AUTHORS.rst
/workspace/scikit-learn__scikit-learn__0.20/CONTRIBUTING.md
/workspace/scikit-learn__scikit-learn__0.20/COPYING
/workspace/scikit-learn__scikit-learn__0.20/ISSUE_TEMPLATE.md
/workspace/scikit-learn__scikit-learn__0.20/MANIFEST.in
/workspace/scikit-learn__scikit-learn__0.20/Makefile
/workspace/scikit-learn__scikit-learn__0.20/PULL_REQUEST_TEMPLATE.md
/workspace/scikit-learn__scikit-learn__0.20/README.rst
[...]
```

[SE AGENT] Let me first create a simple test to reproduce the issue quickly:

```
<function=execute_bash>
<parameter=command>
cd /workspace/scikit-learn__scikit-learn__0.20 && python3 -c "[...]
```

[USER] Execution result of [...]

```
Has vocabulary_attr: False
Error in get_feature_names(): CountVectorizer - Vocabulary wasn't fitted.
[The command completed with exit code 0.]
[Current working directory: /workspace/scikit-learn__scikit-learn__0.20]
[Python interpreter: /opt/miniconda3/envs/testbed/bin/python]
[Command finished with exit code 0]
[...]
```



Repository Structure

The scikit-learn repository (version 0.20) is organized as:

- `sklearn/` - Main package directory
- `feature_extraction/` - Text and feature extraction utilities
- `text.py` - `CountVectorizer`, `TfidfVectorizer`, `HashingVectorizer`
- `tests/test_text.py` - Tests for text vectorizers
- `base.py` - Base estimator classes
- `exceptions.py` - Custom exceptions (`NotFittedError`)

Key Implementation Pattern

When implementing `CountVectorizer`-like features, recognize the vocabulary validation flow:

- `_validate_vocabulary()` manages `_validate_vocabulary()` and `fixed_vocabulary` attributes
- `get_feature_names()` requires proper vocabulary validation before returning results
- The fix pattern is to check `self.vocabulary is not None` and `not hasattr(self, 'vocabulary_')` to pre-validate vocabulary

Development Workflow

Always verify backward compatibility by testing both eager initialization (`vocabulary=` parameter) and lazy fitting patterns. Run focused statistical and eigenvector tests to ensure no regressions in core functionality.

Code Style & Conventions

- Use `check_is_fitted(self, 'attribute_name', msg=msg)` pattern to validate fitted state
- Methods ending in `_validate_*` handle input validation and set instance attributes
- Methods ending in `_check_*` verify state without modification
- Attributes with trailing underscore (e.g., `vocabulary_`) indicate fitted/learned attributes
- The `vocabulary` parameter (no trailing underscore) stores user-provided configuration

Key Knowledge & Best Practices

- Before modifying a method, trace the full call chain to understand dependencies between `_validate_*` and `_check_*` methods
- When fixing consistency issues between methods, ensure the fix mirrors the pattern already used by similar methods in the same class
- Use `grep -n "method_name"` to quickly locate methods across large files
- Verify fixes handle edge cases: empty inputs, `None` values, duplicate entries, and both pre-configured and fitted states
- Always run the full test suite for the affected module after making changes to confirm no regressions



Judge: Why It Succeeds?

- 1. Granularity and Usefulness:** The generated memory captures information at a more strategic and conceptual level, improving its applicability and generalizability for adaptive problem-solving across diverse scenarios.
- 2. Reflective Synthesis from Past Experience:** The generated memory reflects on past experience by distilling codebase structure, extracting key patterns and workflows, and establishing best practices that benefit future problem-solving.
- 3. Selective Retention of High-Value Knowledge:** The generated memory prioritizes salient, generalizable insights with strong predictive value, focusing attention on information. e.g., `_validate_*`, `_check_*`, etc., patterns that are most likely to improve future performance while minimizing noise from transient or context-specific details.

Figure 24: **Examples of Effective Memory Reflection.** The generated memories effectively support SE agent to successfully resolve the task with enhanced problem-solving efficiency. Examples extracted from SE agent *powered by Qwen3-Coder-30B-A3B* and *MemOp with M_θ powered by Qwen3-4B-T (FT)*. Trajectory history details are omitted as [...] for clarity.

(1) Example 1: Ineffective Memory Reflection



SE Agent
History

[SYSTEM] [...] Your primary role is to assist users by executing commands, modifying code, and solving technical problems effectively. [...]

[USER] [...] I've uploaded a python code repository in the directory `django_django_3.1`. Consider the following issue description:
<issue_description>
Resetting primary key for a child model doesn't work.
[...]

[SE AGENT] Let me explore the repository structure to understand how to approach this.
<function=str_replace_editor>
<parameter=path>/workspace</parameter>
<parameter=command>view</parameter>
</function>

[USER] Here's the files and directories up to 2 levels deep in `/workspace`, excluding hidden items:
`/workspace/`
`/workspace/django_django_3.1/`
`/workspace/django_django_3.1/AUTHORS`
`/workspace/django_django_3.1/CONTRIBUTING.rst`
`/workspace/django_django_3.1/Django.egg-info/`
[...]

[SE AGENT] Let me read the README to understand how to set up and run tests:
<function=str_replace_editor>
<parameter=path>/workspace/django_django_3.1/README.rst</parameter>
<parameter=command>view</parameter>
</function>
[...]

[USER] Here's the result of running `'cat -n' on /workspace/django_django_3.1/README.rst`:
1 =====
2 Django
3 =====
4
5 Django is a high-level Python Web framework that encourages rapid development
6 and clean, pragmatic design. Thanks for checking it out.
7
8 All documentation is in the `""docs""` directory and online at
9 <https://docs.djangoproject.com/en/stable/>. If you're just getting started,
10 here's how we recommend you read the docs:
[...]

[SE AGENT] Let me check the test setup documentation mentioned in the README:
<function=execute_bash>
<parameter=command>
`ls -la tests/ | head -20`
</parameter>
</function>
[...]

[USER] EXECUTION RESULT of [...]:
total 896
drwxr-xr-x 212 root root 12288 Mar 25 22:49 .
drwxr-xr-x 11 root root 4096 Mar 25 22:49 ..
-rw-r--r-- 1 root root 189 Mar 25 22:49 coveragere
-rw-r--r-- 1 root root 381 Mar 25 22:49 README.rst
drwxr-xr-x 2 root root 4096 Mar 25 22:49 absolute_url_overrides
drwxr-xr-x 2 root root 4096 Mar 25 22:49 admin_autodiscover
[...]



Repository Structure and Commands

- Key Django core model files are located in `/django/db/models/`
- The `base.py` file contains core model operations, inheritance handling, and save processing logic
- Testing framework uses Django's `--verbosity=2` for detailed output, not `pytest`
- Running tests commands:

```
# Run specific test module using runtests.py (standard approach for Django)
cd tests && python runtests.py model_inheritance
```

```
# Run with verbosity
cd tests && python runtests.py model_inheritance -v 2
```

Code Style & Conventions

- Model state is tracked via `self._state.adding` — `True` means inserting a new record, `False` means updating an existing record
- Primary key logic in `_save_table`: checks `pk_val` is `None` to determine auto-generation
- `force_insert=True` overrides update logic and forces an SQL INSERT

Workflow & Best Practices

- Before modifying `_save_table` or `_save_parents`, trace the full parameter flow of `force_insert` and `force_update` through the inheritance chain
- Use `self._state.adding` to distinguish between new records (inserting) and existing records (updating)
- Always run `tests/model_inheritance/tests.py` after any changes to `base.py`
- Search for related test files with: `find tests/ -name "*.py" | xargs grep -l "pattern"` before implementing changes

(2) Example 2: Ineffective Memory Reflection



SE Agent
History

[SYSTEM] [...] Your primary role is to assist users by executing commands, modifying code, and solving technical problems effectively. [...]

[USER] [...] I've uploaded a python code repository in the directory `django_django_3.1`. Consider the following issue description:
<issue_description>
Resetting primary key for a child model doesn't work.
Description [...]

[SE AGENT] I'll start by reading and understanding the problem description step by step.
<function=str_replace_editor>
<parameter=command>view</parameter>
<parameter=path>/workspace</parameter>
</function>

[USER] Here's the files and directories up to 2 levels deep in `/workspace`, excluding hidden items:
`/workspace/`
`/workspace/django_django_3.1/`
`/workspace/django_django_3.1/AUTHORS`
`/workspace/django_django_3.1/CONTRIBUTING.rst`
[...]

[SE AGENT] Let me check the README file to understand how to run tests:
<function=str_replace_editor>
<parameter=command>view</parameter>
<parameter=path>/workspace/django_django_3.1/README.rst</parameter>
</function>
[...]

[USER] Here's the result of running `'cat -n' on /workspace/django_django_3.1/README.rst`:
1 =====
2 Django
3 =====
4
5 Django is a high-level Python Web framework that encourages rapid development
6 and clean, pragmatic design. Thanks for checking it out.
7
8 All documentation is in the `"docs"` directory and online at
9 <https://docs.djangoproject.com/en/stable/>. If you're just getting started,
10 here's how we recommend you read the docs:
[...]

[SE AGENT] Let me check structure of the tests to understand the test format:
<function=str_replace_editor>
<parameter=command>view</parameter>
<parameter=path>/workspace/django_django_3.1/tests</parameter>
</function>
[...]



Repository Structure

The django repository (version 3.1) key directories:

- `django/db/models/base.py` - Core model base class including `save()`, `save_base()`, `_save_parents()`, `_save_table()` methods
- `django/db/models/fields/__init__.py` - Field definitions including `AutoField`, `get_pk_value_on_save()`
- `tests/` - Test modules organized by feature area; each directory has `models.py` and `tests.py`

Running Tests

```
# Run tests for a specific module (from repo root)
cd /workspace/django_django_3.1
python -m django test tests.basic --settings=tests.test_sqlite
```

```
# Or use the runtests.py script
python tests/runtests.py basic
```

Key Code Architecture

- `ModelState.adding` is `True` by default, set to `False` after `save_base()` completes at line 790
- `_get_pk_val(meta)` retrieves pk via `getattr(self, meta.pk.attname)` → simple attribute access
- `_save_table()` decides INSERT vs UPDATE: if `pk_set` and `not force_insert` → attempts UPDATE, else INSERT
- `_save_parents()` handles multi-table inheritance by saving each parent separately before saving child


Model Inheritance Behavior

- Child models in multi-table inheritance have an implicit `OneToOneField` pointer to parent (`{model}_ptr`)
- `_save_parents()` syncs `parent._meta.pk.attname` with the child's `ptr` field before saving parent tables
- When `pk` is set to `None` in child model, both the parent `pk attname` and child `ptr` field need to be cleared for correct INSERT behavior

Development Workflow

- After modifying Django source, no build step is needed — changes are reflected immediately in Python
- Search for relevant tests: `grep -rn "keyword" tests/` to find test files related to a feature
- The `_state.adding` flag controls uniqueness validation and pk handling; it defaults to `True`, set `False` after save

(3) Example 3: Effective Memory Reflection



SE Agent History

```
[SYSTEM] [...] Your primary role is to assist users by executing commands, modifying code, and solving technical problems effectively. [...]
```

```
[USER] [...] I've uploaded a python code repository in the directory matplotlib__matplotlib__3.1. Consider the following issue description:  
<issue_description>  
Inverting an axis using its limits does not work for log scale  
### Bug report  
**Bug summary**  
Starting in matplotlib 3.1.0 it is no longer possible to invert a log axis using its limits. [...]
```

```
[SE AGENT] Let me first read the repository structure to understand how it is organized:  
<function=str_replace_editor>  
<parameter=command>view</parameter>  
<parameter=path>/workspace/matplotlib__matplotlib__3.1</parameter>  
</function>
```

```
[USER] Here's the files and directories up to 2 levels deep in /workspace/matplotlib__matplotlib__3.1, excluding hidden items:  
/workspace/matplotlib__matplotlib__3.1/  
[...]
```

```
[SE AGENT] Let me search for scale specific implementations:  
<function=execute_bash>  
<parameter=command>  
cd /workspace/matplotlib__matplotlib__3.1 && grep -rm "set_yscale\|set_ylim" lib/matplotlib --include="*.py" | head -20  
</parameter>  
</function>
```

```
[USER] Executon result of [...]  
lib/matplotlib/image.py:907:         self.axes.set_ylim(ymin, ymax, auto=None)  
[...]
```



Repository Structure

- Main codebase located in `/lib/matplotlib/` with axes, scales, and coordination modules
- Key limit handling occurs in `AxesBase.set_ylim()`, `axis.limit_range_for_scale()`, and `ScaleBase.normalize_lr()`
- Log scale processing has special coordination rules via `scale_fwd` and `scale_inv` coordinate mappings

Common Commands

```
# Run all tests in a specific test file  
cd /workspace/matplotlib__matplotlib__3.1 && python -m pytest lib/matplotlib/tests/test_axes.py -v
```

```
# Run specific test by keyword  
python -m pytest lib/matplotlib/tests/test_axes.py -k "test_log" -v
```


```
# Run scale-related tests  
python -m pytest lib/matplotlib/tests/test_scale.py -v
```

Key Patterns and Architecture

- `viewLim.interval` stores the y-axis view limits as an array; order matters: `[high, low]` = inverted, `[low, high]` = normal
- `get_inverted()` checks `high < low` from `get_view_interval()` to determine if axis is inverted
- `set_view_interval(vmin, vmax, ignore=True)` with `ignore=True` forces the exact interval order; default `ignore=False` only expands intervals and does NOT preserve orientation
- `limit_range_for_scale()` is called inside `set_ylim()`; it enforces positive-only values for `LogScale` but should preserve value ordering
- The `nonsingular()` method on locators may also modify limit ordering

Investigation Workflow

- When debugging unexpected axis behavior, trace the flow: `set_ylim()` → `nonsingular()` → `limit_range_for_scale()` → `viewLim.interval = (bottom, top)`
- Directly setting `ax.viewLim.interval = (max_val, min_val)` is the reliable way to force inversion
- Calling `ax.yaxis.set_view_interval(max_val, min_val, ignore=True)` correctly preserves inversion for any scale type
- Use `ax.yaxis.get_inverted()` to check if axis is currently inverted



Judge: Why It Fails?

- 1. Over-Specific Details Limit Generalizability:** The generated memory is dominated by fine-grained, task-specific procedural details that cannot be transferred beyond the originating context. Emphasis on exact commands, local implementation fragments, and transient execution conditions displaces higher-level structural knowledge, reducing cross-task applicability.
- 2. Task-Specific Patterns Hinder Correction and Improvement:** A substantial portion of the memory captures task-specific patterns that can mislead the SE agent into repeating past failures without meaningful progress. This results in high informational volume but low semantic utility, offering limited support for future decision-making or self-correction.
- 3. Limited Reflective Synthesis from Past Experience:** Although trajectories contain repeated strategies and recurring errors, these signals are not consolidated into reusable principles, constraints, or heuristics. Errors are preserved as isolated events rather than abstracted into generalizable lessons, restricting cumulative learning across tasks.
- 4. Suboptimal Prioritization of Salient Information:** The memory overemphasizes narrowly scoped error instances and local execution artifacts while underrepresenting stable and broadly informative properties of the environment, such as repository structure, interface contracts, and workflow conventions. This imbalance reduces robustness in unseen settings.
- 5. Repetition and Redundancy:** Redundant and over-specific details are repeatedly included, diverting the SE agent's attention toward trivial files and recurring error patterns. This noise hinders meaningful progress, undermining the intended benefits of memory support.

Figure 25: **Examples of Ineffective Memory Reflection.** The generated memories fail to effectively support SE agent. Examples extracted from SE agent *powered* by Qwen3-Coder-30B-A3B and MemOp with M_θ *powered* by Claude-4-Sonnet (NFT). Trajectory history details are omitted as [...] for clarity.