

# Oklch+ : A Three-Parameter Extension of Oklab for Improved Color Difference Prediction

Naoyuki Uchida

Independent Researcher

nekotrack909@gmail.com

## Abstract

Oklab and its cylindrical representation Oklch are widely adopted in interpolation and design workflows as perceptually motivated color spaces, but their color difference prediction accuracy falls short of CIEDE2000. We propose Oklch+, a three-parameter extension of Oklab comprising a power transformation on the L-axis and a Naka-Rushton compression on the C-axis, with Euclidean distance computed in the resulting transformed Oklab coordinates. The Naka-Rushton function is bounded in  $[0, 1]$ , reflecting the saturating nature of chroma sensitivity at high colorimetric values. Evaluated on COMBVD—3,813 suprathreshold color difference pairs spanning six independent experimental datasets—Oklch+ achieves  $\text{STRESS} = 29.09$ , closely matching CIEDE2000 (29.13; difference = 0.04), using only three parameters optimized against color difference data compared to approximately 17 for CIEDE2000. Cross-validation on a held-out BFD-P D65 subset (2,028 pairs) confirms generalization ( $\text{STRESS} = 26.14$ ), with Oklch+ substantially outperforming Oklab (51.45) and achieving  $\text{STRESS}$  comparable to CIEDE2000 (24.12) on the held-out set. Improvement over Oklab (47.35) is confirmed across all six COMBVD sub-datasets. Because Oklch+ defines a coordinate system in which Euclidean distance approximates perceptual distance, linear interpolation in the

transformed space offers substantially improved perceptual uniformity relative to Oklab. Current evaluation is limited to the sRGB-centered COMBVD dataset; validation in high-chroma regions with empirical observer-rated discrimination data remains future work.

**Keywords:** color difference formula; suprathreshold color discrimination; Oklab; CIEDE2000; STRESS metric; Naka-Rushton compression; perceptual color space; color interpolation

## 1 Introduction

Accurate quantification of color differences is fundamental to a wide range of applications, including display calibration, image quality assessment, textile and print manufacturing, and the design of digital interfaces. A color difference metric is expected to assign larger numerical values to color pairs that human observers judge as more dissimilar, with the relationship between metric and perception remaining proportional across the gamut.

The CIELAB color space, standardized by the CIE in 1976 [1], was designed to provide perceptual uniformity through a cube-root compression of tristimulus values, enabling Euclidean distance to serve as an approximation of perceived color difference. However, CIELAB is known to exhibit significant non-uniformities, particularly in the blue region [2], and its Euclidean distance  $\Delta E_{ab}^*$  correlates poorly with observer data in suprathreshold experiments. CIEDE2000 [3] addressed these shortcomings by introducing approximately 17 empirically optimized corrections applied on top of the fixed CIELAB structure. While CIEDE2000 substantially improves prediction accuracy (STRESS = 29.13 on COMBVD [4]), its complexity presents challenges for use as a perceptual interpolation space.

Oklab, proposed by Ottosson [5], derives a new color space by fitting to CAM16 [6]-generated synthetic color pairs and IPT uniform hue data, optimizing so that equally-appearing stimuli are represented equally. Its cylindrical counterpart, Oklch, has been widely adopted in CSS and digital design workflows. However, when evaluated against COMBVD

using STRESS as defined by García et al. [7], Oklab achieves  $\text{STRESS} = 47.35$ , substantially worse than CIEDE2000 (29.13). This gap is not incidental: it reflects the fact that the two optimization objectives are independent and can diverge (see Section 2.7).

To address this limitation, we propose Oklch+, a three-parameter extension of Oklab. Oklch+ applies a power transformation to the L-axis and a Naka-Rushton (NR) compression [8] to the C-axis, with Euclidean distance computed in the resulting transformed Oklab coordinates. Optimized against COMBVD using STRESS (Eqs. 1–2), Oklch+ achieves  $\text{STRESS} = 29.09$ , closely matching CIEDE2000 (difference = 0.04) with only three parameters. Cross-validation on a held-out subset confirms generalization, with Oklch+ achieving STRESS comparable to CIEDE2000 on the BFD-P D65 dataset (2,028 pairs). Because Oklch+ defines a coordinate system in which Euclidean distance approximates perceptual distance, it inherits Oklch’s utility for interpolation while substantially improving color difference prediction accuracy.

## 2 Background

### 2.1 CIELAB and Its Limitations

The CIELAB color space [1] applies a cube-root compression to each tristimulus channel and defines three axes: lightness  $L^*$ , and chromatic opponent channels  $a^*$  and  $b^*$ . Despite widespread adoption, CIELAB exhibits substantial non-uniformities, particularly in the blue-violet region [2].

### 2.2 CIEDE2000

CIEDE2000 [3] retains the CIELAB structure as a fixed coordinate system and applies empirically optimized weightings on top of it, including separate weighting functions  $S_L$ ,  $S_C$ ,  $S_H$ , a hue-rotation term  $R_T$ , and parametric factors—totaling approximately 17 parameters optimized against color difference experimental data. CIEDE2000 does not define a coordinate

system in which Euclidean distance is uniformly meaningful.

### 2.3 Oklab and Oklch

Oklab [5] derives a new three-channel color space by fitting to CAM16 [6]-generated synthetic color pairs for lightness and chroma uniformity, and to IPT hue uniformity data for the hue angle. The optimization objective asks whether equally-appearing stimuli are represented equally: it minimizes the Euclidean distance between stimulus pairs judged as equivalent in appearance, and requires no observer-rated color difference magnitude data.

Oklab’s cylindrical representation, Oklch, separates lightness ( $L$ ), chroma ( $C = \sqrt{a^2 + b^2}$ ), and hue angle ( $h = \text{atan2}(b, a)$ ) into independent dimensions. Oklch has been adopted in CSS Color Level 4 and digital design workflows. However, appearance uniformity does not guarantee discrimination uniformity. When evaluated on COMBVD [4] using STRESS [7], Oklab achieves  $\text{STRESS} = 47.35$ , substantially worse than CIEDE2000 (29.13). This gap reflects the fact that the two optimization objectives are independent and can diverge (Section 2.7).

### 2.4 STRESS and COMBVD

The Standardized Residual Sum of Squares (STRESS) metric, introduced by García et al. [7], is a scale-invariant measure of agreement between predicted color differences  $\Delta E$  and experimentally observed magnitudes  $\Delta V$ :

$$F = \frac{\sum \Delta E_i^2}{\sum \Delta E_i \cdot \Delta V_i} \tag{1}$$

$$\text{STRESS} = 100 \sqrt{\frac{\sum (\Delta E_i - F \cdot \Delta V_i)^2}{\sum (F \cdot \Delta V_i)^2}} \tag{2}$$

Lower STRESS indicates more uniform  $\Delta E/\Delta V$  ratios across all pairs.

COMBVD [4] aggregates six independent experimental datasets comprising 3,813 color difference pairs: BFD-P (D65, 2,028 pairs), BFD-P (C, 200 pairs), BFD-P (M, 548 pairs),

WITT (418 pairs), LEEDS (307 pairs), and RIT-DuPont (312 pairs).

## 2.5 Related Work: HELMLAB

HELMLAB [9], proposed by Yıldız (2026), achieves  $\text{STRESS} = 22.48$  on COMBVD with 72 free parameters. However, on independent data from He et al. [4], HELMLAB’s  $\text{STRESS}$  (35.9) exceeds CIEDE2000 (32.6), suggesting overfitting. We note that HELMLAB may employ a  $\text{STRESS}$  definition that differs from García et al. [7]; direct numerical comparison should be treated with caution.

## 2.6 Prior Exploration

Preliminary experiments with hue-dependent chroma transformations showed improved fit on MacAdam threshold ellipses and the Luo-Rigg dataset, but this improvement did not generalize to suprathreshold discrimination data: overall COMBVD  $\text{STRESS}$  worsened under hue-angle modulation. Whether this reflects a genuine perceptual asymmetry or a characteristic specific to threshold-level datasets remains unresolved. This negative result motivated the present approach: a hue-independent transformation of  $L$  and  $C$ , optimized directly against suprathreshold data.

## 2.7 Contrast of Optimization Objectives

Ottosson’s optimization targets *appearance uniformity*: it minimizes the Euclidean distance between stimuli that appear equal under CAM16, a criterion that requires no observer-rated color difference magnitude data and optimizes an absolute distance.  $\text{STRESS}$  minimization targets *discrimination uniformity*: the question is whether the ratio  $\Delta E/\Delta V$  is uniform across all pairs. These objectives are independent and can diverge: optimization for one provides no guarantee of performance on the other, and may tend to pull in opposing directions. The substantial  $\text{STRESS}$  gap between Oklab (47.35) and CIEDE2000 (29.13) is a direct consequence of this independence.

## 3 Proposed Method

### 3.1 Motivation and General Framework

Oklch expresses color in three independent dimensions—lightness  $L$ , chroma  $C$ , and hue angle  $h$ —each capturing a distinct perceptual attribute. We seek transformations  $L' = f_L(L)$ ,  $C' = f_C(C)$ ,  $h' = h$  such that Euclidean distance in the transformed space better predicts observed color differences. Hue angle is fixed at  $h' = h$ , as confirmed by the preliminary experiments in Section 2.6. The hue contribution to  $\Delta E$  is mediated through the transformed chroma  $C'$ :

$$a' = C' \cos(h), \quad b' = C' \sin(h) \quad (3)$$

$$\Delta E = \sqrt{\Delta L'^2 + \Delta a'^2 + \Delta b'^2} \quad (4)$$

### 3.2 Chroma Transformation

CIEDE2000’s chroma weighting function  $S_C$  indicates that chroma discrimination is not linear in Oklab coordinates, motivating a compressive transformation of  $C$ . The following comparison was conducted to select the chroma transformation function; evaluation of the final model on the full COMBVD dataset is reported in Section 4.

We evaluated four candidate functions. The **power function**  $C' = C^\gamma$  is simple but unbounded. The **logarithmic function**  $C' = \log(1 + \beta C)$  is also unbounded (optimal:  $\beta = 4.92$ ; STRESS = 34.36). The **sigmoid function**  $C' = [1 + \exp(-a(C - C_{\text{th}}))]^{-1}$  yields  $C'(0) \approx 0.055 \neq 0$  at optimal parameters ( $a = 42$ ,  $C_{\text{th}} = 0.068$ ), disqualifying it: the achromatic point is not preserved (STRESS = 44.45). The **Naka-Rushton (NR) function** [8]:

$$C' = \frac{C^n}{C^n + \sigma^n} \quad (5)$$

is bounded in  $[0, 1]$  for all  $C \geq 0$  and satisfies  $f_C(0) = 0$  exactly. Results are summarized in Table 1.

Table 1: Comparison of chroma transformation functions. STRESS values are computed jointly with the optimized lightness parameter  $\alpha$  on the full COMBVD dataset (3,813 pairs).  $\downarrow$  lower is better.

| Function            | Parameters                       | STRESS $\downarrow$ | Notes                               |
|---------------------|----------------------------------|---------------------|-------------------------------------|
| Power               | 2 ( $\alpha, \gamma$ )           | 29.99               | unbounded                           |
| Log                 | 2 ( $\alpha, \beta$ )            | 34.36               | unbounded                           |
| Sigmoid             | 3 ( $\alpha, a, C_{\text{th}}$ ) | 44.45               | $f_C(0) \neq 0$ — structural defect |
| <b>Naka-Rushton</b> | <b>3</b> ( $\alpha, n, \sigma$ ) | <b>29.09</b>        | <b>adopted</b>                      |

### 3.3 Lightness Transformation

For the lightness axis, a power transformation is adopted:

$$L' = L^\alpha \quad (6)$$

The power form is simpler (one free parameter), preserves  $L' = 0$  at  $L = 0$ , and is bounded on  $[0, 1]$  for  $L \in [0, 1]$ .

### 3.4 Optimization and Final Parameters

The three parameters  $(\alpha, n, \sigma)$  were jointly optimized by minimizing STRESS on COMBVD (3,813 pairs) using the Nelder-Mead simplex algorithm [10] as implemented in SciPy [11], run from five independent starting points. All runs converged to:

$$\alpha = 0.73, \quad n = 0.87, \quad \sigma = 0.34$$

### 3.5 Optimized Model Definition

The full Oklch+ transformation (combining Eqs. 5, 6, 3, and 4) is:

$$L' = L^{0.73}, \quad C' = \frac{C^{0.87}}{C^{0.87} + 0.34^{0.87}}, \quad h' = h$$

$$a' = C' \cos(h), \quad b' = C' \sin(h)$$

$$\Delta E_{\text{Oklch}+} = \sqrt{\Delta L'^2 + \Delta a'^2 + \Delta b'^2}$$

## 4 Evaluation

### 4.1 Experimental Setup

All models are evaluated on COMBVD [4] (3,813 pairs) using STRESS as defined by García et al. [7] (Eqs. 1–2). We compare Oklch+ against Oklab, a two-parameter Power-LC baseline ( $L' = L^\alpha$ ,  $C' = C^\gamma$ ), CIEDE2000 [3], and HELMLAB [9]. HELMLAB is included as a reference; its STRESS definition may differ from García et al. [7], and direct numerical comparison should be treated with caution. The manuscript was prepared with writing assistance from Claude (Anthropic, claude.ai). The author takes full responsibility for all content.

### 4.2 Overall Performance

Table 2 summarizes STRESS scores on the full COMBVD dataset. Oklch+ reduces STRESS from 47.35 (Oklab) to 29.09 with three parameters, closely matching CIEDE2000 (difference = 0.04). The Power-LC baseline achieves 29.99, confirming that the NR chroma transformation provides measurable further improvement.

Table 2: Overall STRESS on COMBVD (3,813 pairs).  $\downarrow$  lower is better. “Parameters” denotes the number of parameters optimized against color difference data.

| Model                                       | STRESS $\downarrow$ | Parameters |
|---|---------------------|------------|
| Oklab                                       | 47.35               | 0          |
| Power-LC ( $\alpha = 0.52, \gamma = 0.72$ ) | 29.99               | +2         |
| <b>Oklch+</b>                               | <b>29.09</b>        | <b>+3</b>  |
| CIEDE2000                                   | 29.13               | $\sim 17$  |
| HELMMLAB <sup>†</sup>                       | 22.48               | 72         |

<sup>†</sup>HELMMLAB uses a different STRESS normalization:

denominator  $\sum \Delta E_i^2$  vs.  $\sum (F \cdot \Delta V_i)^2$  in García et al. [7]. Values are not directly comparable.

### 4.3 Sub-dataset Analysis

Table 3 reports STRESS broken down by sub-dataset. Oklch+ improves over Oklab on all six sub-datasets. On BFD-P D65, C, and M, Oklch+ outperforms CIEDE2000. On LEEDS, RIT-DuPont, and WITT, CIEDE2000 retains a clear advantage, suggesting that hue- and chroma-weighting functions capture aspects of discrimination not addressed by the present three-parameter model.

Table 3: STRESS by sub-dataset. <sup>†</sup>RIT-DuPont:  $\Delta V$  values are constant across all pairs; scores are not directly comparable to other sub-datasets.

| Model     | D65          | C            | M            | LEEDS        | RIT <sup>†</sup> | WITT         | ALL          |
|-----------|--------------|--------------|--------------|--------------|------------------|--------------|--------------|
| Oklab     | 51.45        | 41.69        | 42.22        | 45.01        | 31.76            | 45.15        | 47.35        |
| Oklch+    | <b>23.96</b> | <b>28.11</b> | <b>34.29</b> | 24.27        | 25.16            | 34.05        | <b>29.09</b> |
| CIEDE2000 | 24.12        | 28.87        | 35.05        | <b>19.28</b> | <b>19.49</b>     | <b>30.27</b> | 29.13        |

### 4.4 Attribute-stratified Analysis

Pairs were classified as lightness-dominant if  $\Delta L$  ranked in the upper third while both  $\Delta C$  and  $\Delta H$  ranked in the lower third, and analogously for chroma-dominant and hue-dominant pairs. Table 4 reports STRESS for each stratum.

Oklch+ improves over Oklab on all three attribute strata. On chroma- and hue-dominant pairs, CIEDE2000 retains a clear advantage, consistent with the sub-dataset findings: CIEDE2000’s

Table 4: STRESS stratified by dominant attribute.  $N$  denotes the number of pairs in each stratum.

| Dominant attribute | $N$   | CIEDE2000    | Oklab | Oklch+       | Best      |
|--------------------|-------|--------------|-------|--------------|-----------|
| All pairs          | 3,813 | 29.13        | 47.35 | <b>29.09</b> | Oklch+    |
| Lightness          | 142   | 31.29        | 28.33 | <b>26.97</b> | Oklch+    |
| Chroma             | 122   | <b>23.70</b> | 29.61 | 27.13        | CIEDE2000 |
| Hue                | 122   | <b>17.66</b> | 28.68 | 22.68        | CIEDE2000 |

weighting functions provide corrections that the present three-parameter model does not capture. Sample sizes per stratum ( $N = 122$ – $142$ ) are sufficient for directional interpretation but not for definitive sub-group conclusions.

## 4.5 Cross-validation

To assess generalization, we performed held-out cross-validation using BFD-P D65 (2,028 pairs) as the test set. Parameters were re-optimized on the remaining 1,785 pairs. Table 5 summarizes results.

Table 5: Cross-validation results. Parameters optimized on training set only. CIEDE2000 on the test set is provided as a reference.

| Model            | Training (1,785 pairs) | Test: BFD-P D65 (2,028 pairs) |
|------------------|------------------------|-------------------------------|
| Oklab            | 42.62                  | 51.45                         |
| Oklch+ (CV)      | 33.02                  | <b>26.14</b>                  |
| CIEDE2000 (ref.) | —                      | 24.12                         |

Oklch+ achieves STRESS = 26.14 on the held-out set, substantially outperforming Oklab (51.45) and achieving STRESS comparable to CIEDE2000 (24.12). The full model optimized on all 3,813 pairs achieves 23.96 on BFD-P D65 (Table 3), confirming that the D65 subset contributes meaningfully to parameter estimation.

## 5 Discussion

### 5.1 Three Parameters Matching CIEDE2000: A Structural Parallel

Oklch+ achieves  $\text{STRESS} = 29.09$  with three parameters, closely matching CIEDE2000 (29.13; difference = 0.04). Both extend a fixed coordinate system with parameters optimized for discrimination uniformity: CIEDE2000 extends CIELAB with  $\sim 17$  parameters; Oklch+ extends Oklab with three. The NR function is bounded in  $[0, 1]$  for all  $C \geq 0$ , providing natural soft-clipping behavior at the gamut boundary. A pure power function, by contrast, is unbounded.

### 5.2 Unexpected Finding: Oklch+ Outperforms Oklab on CAM16 Synthetic Data

Oklch+ was optimized exclusively against COMBVD suprathreshold discrimination data. To examine whether the Oklch+ transformation alters Oklab’s alignment with its original design objective, we evaluated both models using CAM16-UCS distances as the reference  $\Delta V$  values in STRESS. Lower STRESS in this context indicates that the ratio of the model’s Euclidean distances to CAM16-UCS appearance distances is more uniform across all pairs. Table 6 summarizes results.

Table 6: STRESS computed with CAM16-UCS appearance distance as  $\Delta V$ , stratified by dominant perceptual attribute (sRGB gamut). CAM16 conditions: D65,  $L_a = 64 \text{ cd/m}^2$ , average surround.

| Dominant attribute | $N$          | Oklab        | Oklch+       |
|--------------------|--------------|--------------|--------------|
| All pairs          | $\sim 5,000$ | 33.42        | <b>16.61</b> |
| Lightness (J)      | —            | 50.61        | <b>39.89</b> |
| Chroma (M)         | —            | <b>14.10</b> | 14.47        |
| Hue (H)            | —            | <b>3.45</b>  | 10.34        |

Across all pairs, Oklch+ substantially outperforms Oklab (16.61 vs. 33.42). This is unexpected: Oklab was optimized to minimize distances between CAM16-equivalent stimuli, yet

Oklch+ coordinates yield a more uniform ratio to CAM16-UCS distances overall.

Table 7 extends this evaluation across four color gamuts of increasing size. Oklch+’s ratio uniformity with CAM16 appearance distances is maintained across all tested gamuts, including Rec.2020 where 58% of sampled colors fall outside sRGB.

Table 7: Uniformity of ratio between model distances and CAM16-UCS appearance distances, by color gamut, measured using STRESS. Lower values indicate more uniform proportionality to CAM16 appearance predictions. CAM16 conditions: D65,  $L_a = 64 \text{ cd/m}^2$ , average surround.  $N \approx 5,000$  pairs per gamut.

| Gamut           | Outside sRGB | Oklab | Oklch+       |
|-----------------|--------------|-------|--------------|
| Pointer’s Gamut | 0%           | 38.95 | <b>18.76</b> |
| sRGB            | 0%           | 33.42 | <b>16.61</b> |
| Display P3      | 37%          | 29.64 | <b>16.85</b> |
| Rec.2020        | 58%          | 25.90 | <b>18.38</b> |

### 5.3 Attribute-specific Reversal Between Appearance and Discrimination

Comparing Tables 4 and 6 at the attribute level reveals a systematic reversal for chroma and hue dimensions (Table 8).

Table 8: Comparison of Oklch+ advantage over Oklab across evaluation frameworks. Positive values indicate Oklch+ superiority (lower STRESS).

| Attribute | COMBVD (observers) | CAM16-UCS (appearance) | Consistent?     |
|-----------|--------------------|------------------------|-----------------|
| Lightness | +1.36              | +10.72                 | Yes             |
| Chroma    | +2.48              | -0.37                  | <b>Reversed</b> |
| Hue       | +6.00              | -6.89                  | <b>Reversed</b> |

For lightness, Oklch+ improves over Oklab under both frameworks. For chroma and hue, Oklch+ outperforms Oklab in predicting observer-rated discrimination, but Oklab retains a marginal advantage in matching CAM16-UCS appearance proportionality. It is noteworthy that CIEDE2000, not Oklch+, achieves the lowest STRESS on chroma- and hue-dominant

pairs in COMBVD (Table 4). The reversal constitutes quantitative evidence that discrimination uniformity and appearance uniformity can diverge, consistent with Section 2.7. These attribute-level results should be interpreted as directional evidence; the per-stratum sample sizes ( $N = 122\text{--}142$ ) are not large enough to support strong sub-group claims.

## 5.4 Parameter Efficiency Relative to HELMLAB

HELMLAB [9] achieves  $\text{STRESS} = 22.48$  on COMBVD with 72 free parameters. On independent data from He et al. [4], HELMLAB’s  $\text{STRESS}$  (35.9) exceeds CIEDE2000 (32.6), suggesting overfitting. Oklch+’s three-parameter structure is analytically invertible, computationally trivial, and interpretable in terms of established physiological mechanisms.

## 5.5 The Naka-Rushton Transformation

The Naka-Rushton function was originally proposed by Naka and Rushton [8] to model the compressive response of retinal neurons to light intensity (Eq. 5). The same functional form appears in CIECAM02 [12] and CAM16 [6] as the compression applied to adapted cone responses. Applying the NR function to Oklab chroma places Oklch+ in a lineage of models that treat chroma sensitivity as a saturating process. The NR function is bounded in  $[0, 1]$  for all  $C \geq 0$ , ensuring that the achromatic point is preserved ( $C' = 0$  when  $C = 0$ )—a property the sigmoid function fails to satisfy (Section 3.2).

## 5.6 Relationship to CIEDE2000

Despite operating through different mechanisms, Oklch+ and CIEDE2000 converge on similar  $\text{STRESS}$  values (29.09 vs. 29.13). CIEDE2000 achieves this through hue- and chroma-dependent weightings applied on top of CIELAB; Oklch+ achieves comparable accuracy through two global, attribute-independent compressions applied to Oklab. A key distinction is that Oklch+ defines a coordinate system in which Euclidean distance approximates per-

ceptual distance, enabling perceptually uniform interpolation—a property that direct linear interpolation does not provide, as CIEDE2000 does not define a coordinate system.

## 6 Conclusion

We have proposed Oklch+, a three-parameter extension of Oklab comprising a power transformation on the L-axis ( $L' = L^{0.73}$ , Eq. 6) and a Naka-Rushton compression on the C-axis ( $C' = C^{0.87}/(C^{0.87} + 0.34^{0.87})$ , Eq. 5). Optimized against COMBVD using the STRESS metric of García et al. [7], Oklch+ achieves STRESS = 29.09, closely matching CIEDE2000 (29.13; difference = 0.04) with approximately 14 fewer parameters. Improvement over Oklab (47.35) is confirmed across all six COMBVD sub-datasets.

Cross-validation on a held-out BFD-P D65 subset (2,028 pairs) yields STRESS = 26.14, substantially outperforming Oklab (51.45) and comparable to CIEDE2000 (24.12). An additional experiment using CAM16-UCS appearance distances as reference values reveals that Oklch+ outperforms Oklab on appearance-model ratio uniformity across all pairs. Attribute-stratified analysis shows this advantage is consistent for lightness but reverses for chroma and hue under appearance-model evaluation, providing quantitative evidence that discrimination uniformity and appearance uniformity can diverge.

The primary limitation is the chromaticity distribution of COMBVD (99.2% of pairs have  $C < 0.20$ ). Under CAM16-UCS evaluation, Oklch+'s advantage is maintained across wider gamuts including Display P3 and Rec.2020 (Table 7). However, this constitutes theoretical validation based on an appearance model; empirical validation with observer-rated discrimination data in the high-chroma region remains future work. Additionally, CIEDE2000 retains a clear advantage on chroma- and hue-dominant pairs (Table 4).

Because Oklch+ defines a coordinate system in which Euclidean distance approximates perceptual distance, linear interpolation in the  $(L', a', b')$  space produces transitions with substantially improved perceptual uniformity relative to Oklab, while also providing sub-

stantially better color difference prediction accuracy.

## Acknowledgments

The author used Claude (Anthropic) as an AI writing assistant during the preparation of this manuscript. The author takes full responsibility for the content.

## Data Availability Statement

The COMBVD dataset used in this study is publicly available from He et al. [4]. The Python scripts for parameter optimization and STRESS evaluation are available from the corresponding author upon reasonable request.

## Conflict of Interest Statement

The author declares no conflicts of interest.

## References

- [1] Commission Internationale de l'Éclairage. Colorimetry. Technical Report Publication 15, CIE, Vienna, 1976.
- [2] A. R. Robertson. The CIE 1976 color-difference formulae. *Color Research & Application*, 2(1):7–11, 1977.
- [3] M. R. Luo, G. Cui, and B. Rigg. The development of the CIE 2000 colour-difference formula: CIEDE2000. *Color Research & Application*, 26(5):340–350, 2001.
- [4] R. He, G. Cui, T. Zhu, and M. R. Luo. Colour difference evaluation using large colour differences. In *Proceedings of the CIE*, 2022.

- [5] Björn Ottosson. A perceptual color space for image processing. <https://bottosson.github.io/posts/oklab/>, 2020.
- [6] C. Li, Z. Li, Z. Wang, Y. Xu, M. R. Luo, G. Cui, M. Melgosa, M. H. Brill, and M. Pointer. Comprehensive colour appearance model (CAM16). *Color Research & Application*, 42(6):703–718, 2017.
- [7] P. A. García, R. Huertas, M. Melgosa, and G. Cui. Measurement of the relationship between perceived and computed color differences. *Journal of the Optical Society of America A*, 24(7):1823–1829, 2007.
- [8] K. I. Naka and W. A. H. Rushton. S-potentials from colour units in the retina of fish (Cyprinidae). *Journal of Physiology*, 185(3):536–555, 1966.
- [9] G. Yıldız. HELMLAB. arXiv:2602.23010, 2026.
- [10] J. A. Nelder and R. Mead. A simplex method for function minimization. *Computer Journal*, 7(4):308–313, 1965.
- [11] P. Virtanen et al. SciPy 1.0: fundamental algorithms for scientific computing in Python. *Nature Methods*, 17:261–272, 2020.
- [12] Commission Internationale de l’Éclairage. A colour appearance model for colour management systems: CIECAM02. Technical Report Publication 159, CIE, Vienna, 2004.

## Figure Captions

**Figure 1.** Comparison of four candidate chroma transformation functions  $C' = f(C)$ . The Sigmoid function does not satisfy  $f(0) = 0$  at its optimal parameters ( $a = 42$ ,  $C_{\text{th}} = 0.068$ ), disqualifying it as a chroma transformation regardless of STRESS performance. The adopted Naka-Rushton (NR) function satisfies  $f(0) = 0$  for all  $n, \sigma > 0$  and is bounded in  $[0, 1]$ . All curves are shown at jointly optimized parameter values.

**Figure 2.** STRESS by sub-dataset for Oklab, Oklch+, and CIEDE2000. Lower values indicate better agreement with observer-rated color difference judgments. Dashed lines indicate ALL COMBVD STRESS for each model. Sub-dataset sizes: BFD-P D65,  $n = 2,028$ ; BFD-P M,  $n = 548$ ; BFD-P C,  $n = 200$ ; Witt,  $n = 418$ ; RIT-DuPont<sup>†</sup>,  $n = 312$ ; LEEDS,  $n = 307$ . <sup>†</sup>RIT-DuPont  $\Delta V$  values are constant across all pairs; scores for this sub-dataset are not directly comparable to others.

**Figure 3.** Distribution of Oklch chroma values  $C$  in COMBVD (3,813 pairs; 7,626 individual color samples). A total of 99.2% of pairs fall below  $C = 0.20$ , indicating that the evaluation is largely confined to the low-to-mid chroma range.

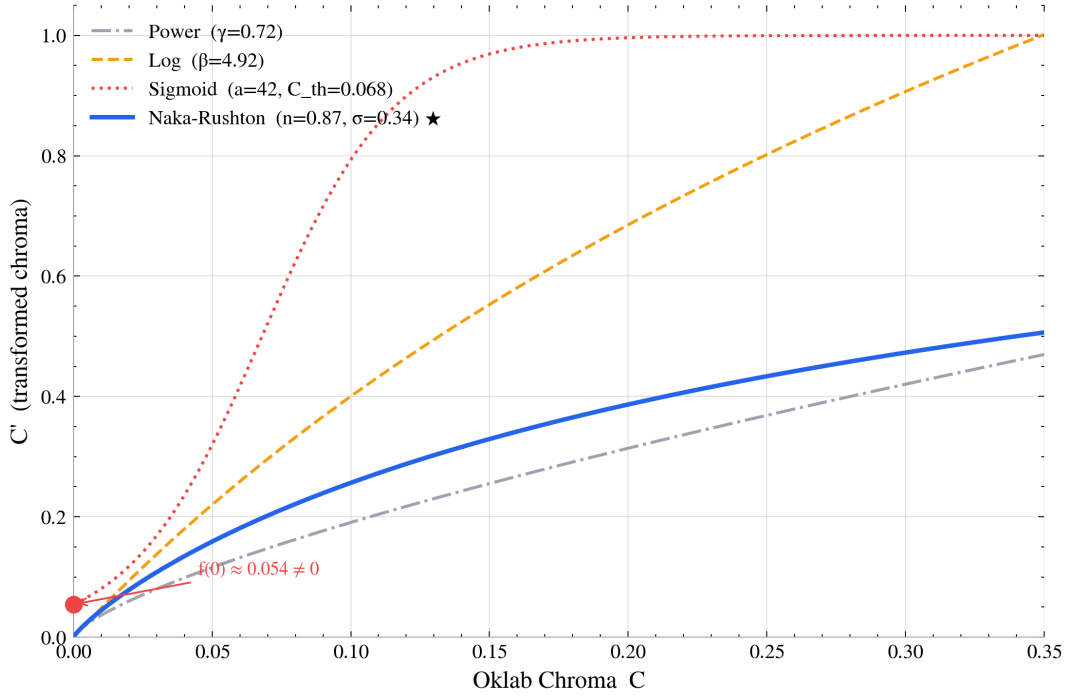


Figure 1: Comparison of four candidate chroma transformation functions  $C' = f(C)$ . The Sigmoid function does not satisfy  $f(0) = 0$  at its optimal parameters, disqualifying it regardless of STRESS performance. The adopted Naka-Rushton (NR) function satisfies  $f(0) = 0$  for all  $n, \sigma > 0$  and is bounded in  $[0, 1]$ .

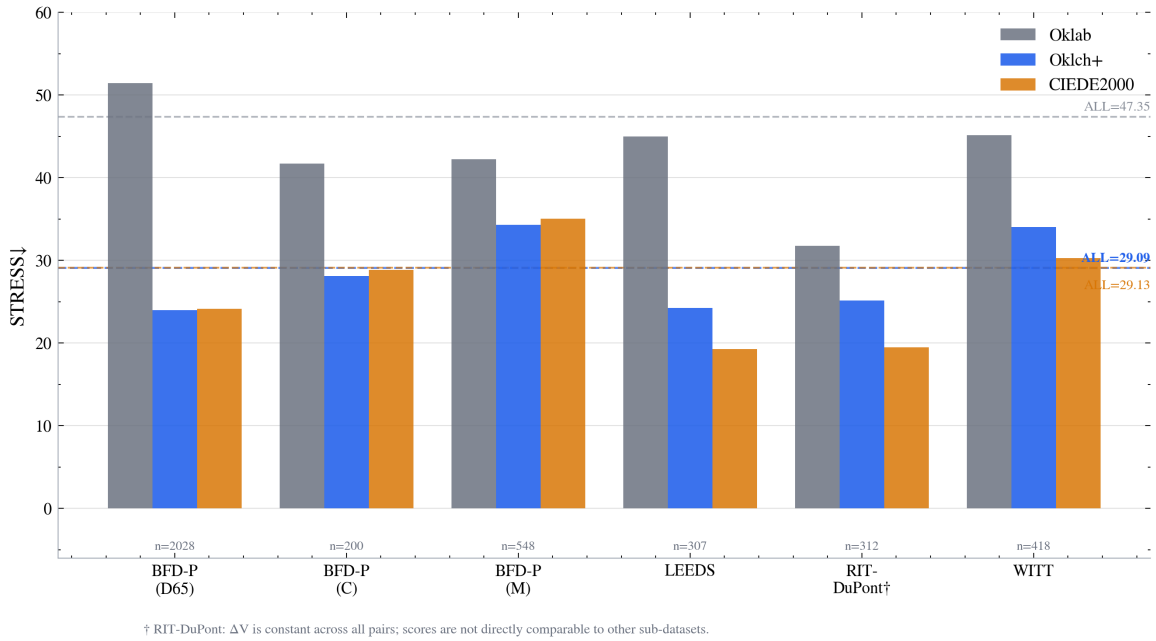


Figure 2: STRESS by sub-dataset for Oklab, Oklch+, and CIEDE2000. Dashed lines indicate ALL COMBVD STRESS for each model. †RIT-DuPont  $\Delta V$  values are constant; scores are not directly comparable to other sub-datasets.

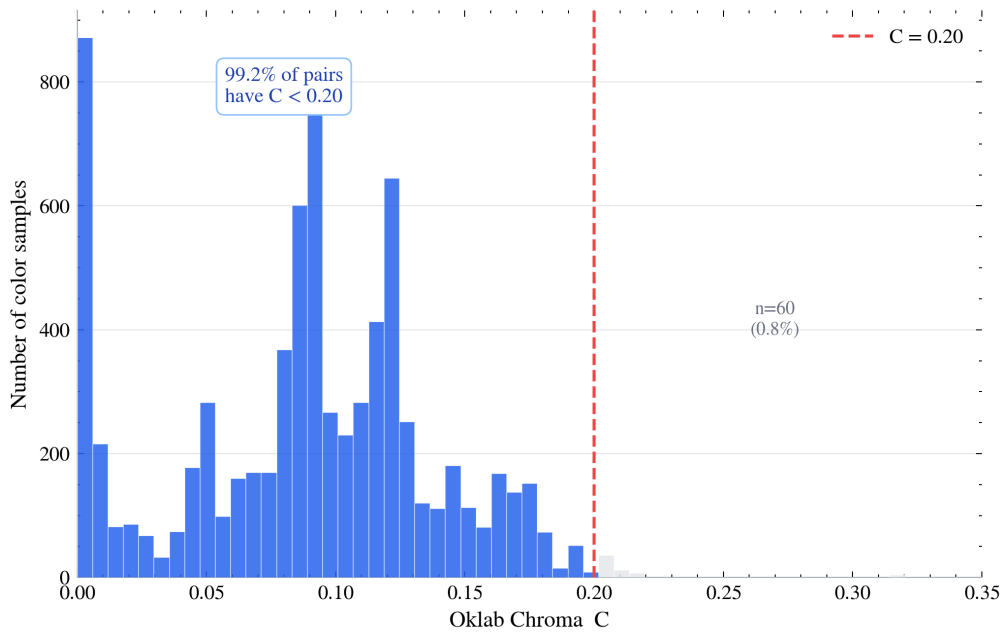


Figure 3: Distribution of Oklch chroma values  $C$  in COMBVD (3,813 pairs). A total of 99.2% of pairs fall below  $C = 0.20$ , indicating evaluation is largely confined to the low-to-mid chroma range.