

Is This Edit Correct? A Multi-Dimensional Benchmark for Reasoning-Aware Image Editing

Yixuan Ding[♠] Wei Huang[◇] Ruijie Qian^{♠,†} Xiaojuan Qi[◇] Yi Yang[♠]
[♠]Zhejiang University [◇]The University of Hong Kong

GitHub: github.com/Yixuan-Ding-ZJU/RE-Edit

Benchmark: huggingface.co/datasets/Yixuan-Ding-ZJU/RE-Edit

arXiv:2606.05172v1 [cs.HC] 16 Apr 2026



Figure 1. **RE-Edit benchmark and EditRefine overview.** (a) Human-logic-derived taxonomy across five reasoning dimensions. (b) Representative RE-Edit cases: SOTA failures (red) and EditRefine corrections (green). (c) EditRefine pipeline: diagnose and generate refined re-edit instruction for execution.

Abstract

Diffusion-based image editing has achieved strong visual fidelity under natural language instructions, yet most existing systems still operate at the level of surface instruction following, without reasoning about the implicit contextual constraints embedded in real user requests. This often leads to visually plausible but logically inconsistent edits. In this work, we introduce **RE-Edit**, a benchmark for **RE**asoning-aware image **E**dit**ing** that evaluates image editing systems across five complementary reasoning dimensions: **physical**, **environmental**, **cultural**, **causal**, and **referential**. **RE-Edit** comprises 1,000 carefully curated samples, each designed such that visual plausibility alone is insufficient and correct editing requires satisfying implicit logical constraints. To support fine-grained analysis, we es-

tablish dimension-aligned evaluation criteria and conduct a comprehensive study of ten open-source and two commercial image editing models. Our results show that even advanced systems frequently struggle with implicit multi-dimensional reasoning despite producing high-quality visuals. We further present a lightweight reasoning-guided post-edit baseline as an initial exploration, illustrating how inserting explicit reasoning can help mitigate such failures in a model-agnostic manner.

1. Introduction

Recent advances in Large Language Models (LLMs) [9, 13] and Multimodal LLMs (MLLMs) [1, 6, 11] have substantially improved machine reasoning abilities. Supported by paradigms like Chain-of-Thought (CoT), these models can decompose complex tasks, infer latent intentions, and per-

form multi-step logical reasoning. In contrast, while generative image editing [3, 12, 24, 26, 30, 36, 39, 45, 46] has achieved impressive progress in visual fidelity and controllability driven by diffusion-based frameworks [28, 31], it still predominantly operates at the level of surface instruction following.

Specifically, this surface-level instruction following arises because most existing image editing systems are optimized to align textual cues with visual appearances, directly translating instructions into pixel-level transformations. This paradigm is effective when instructions specify *explicit visual attributes*, e.g., “render a man without shaving foam and beard” (Figure 1). However, many real user instructions are inherently *implicit*, conveying desired edits through logic reasoning rather than literal descriptions, e.g., “make it look like this man has finished shaving”. Executing such an edit correctly requires inferring a latent thought chain, *i.e.*, shaving process finished→removal of shaving foam→removal facial stubble, rather than manipulating isolated visual elements alone. As a result, visually plausible yet logically inconsistent edits frequently emerge, exposing a critical gap between **instruction following** and **reasoning-aware image editing**.

To better analyze its underlying causes, we take inspiration from the editing workflow of human professionals. When interpreting abstract instructions, human editors typically consider multiple aspects of an edit, *i.e.*, ① identifying the intended target (*referential*), ② preserving physical plausibility (*physical*), ③ adapting changes to the surrounding scene (*environmental*), ④ respecting social and cultural conventions (*cultural*), and ⑤ maintaining causal or event-level coherence (*causal*). To this end, we raise a question: **to what extent do current image editing systems account for these implicit considerations?** However, most existing benchmarks [19, 27, 34, 37, 40, 41] primarily focus on visual fidelity or instruction compliance, and do not explicitly evaluate the kinds of implicit, multi-dimensional human logic reasoning considerations described above.

To answer this question, we introduce **RE-Edit**, a benchmark designed to systematically evaluate **RE**asoning-aware image **E**ditting across multiple implicit reasoning dimensions. RE-Edit comprises 1,000 carefully curated samples spanning five fundamental reasoning dimensions, *i.e.*, **physical**, **environmental**, **cultural**, **causal**, and **referential**. Each sample is explicitly designed to probe a specific reasoning requirement, such that visual plausibility alone is insufficient and correct editing depends on satisfying the associated implicit logical constraints. Since such reasoning failures may not be reflected by conventional perceptual or task-level metrics [15], we further establish **dimension-aligned evaluation criteria** to support fine-grained assessment on RE-Edit, and conduct a

comprehensive evaluation of state-of-the-art image editing systems, including open-source models, *i.e.*, Janus-4o [5], FLUX.1.Kontext [17], Step1X-Edit-v1p1&v1p2-preview [19, 42], DreamOmni2 [38], Ovis-U1-3B [33], HiDream-E1 [4], Qwen-Image-Edit [36], FLUX.2 Dev and commercial models, *i.e.*, Nano Banana [7], and Seedream 4.0 [25].

Beyond evaluation, we further explore whether adding explicit reasoning signals can help mitigate the reasoning failures revealed by RE-Edit. As an initial exploration, we implement a simple reasoning-guided baseline, termed **EditRefine**, which operates as a post-edit refinement step on top of existing image editing models. EditRefine leverages an MLLM-based reasoning agent, optimized via reinforcement learning, to diagnose potential logical inconsistencies in the generated edits and synthesize refined editing instructions, while keeping the underlying generative model unchanged. Rather than serving as a comprehensive solution, EditRefine is intended as a proof-of-concept baseline that illustrates how explicit reasoning can be incorporated in a lightweight and model-agnostic manner. Our contributions are threefold:

- We formalize **reasoning-aware image editing** as a distinct capability beyond surface-level instruction following, and characterize it through a multi-dimensional taxonomy inspired by human editing workflows.
- We introduce **RE-Edit**, a benchmark of 1,000 curated samples spanning five complementary reasoning dimensions, together with dimension-aligned evaluation criteria for systematically assessing implicit reasoning in image editing.
- We conduct a comprehensive and systematic evaluation of 12 state-of-the-art image editing systems on RE-Edit, providing detailed analyses of reasoning performance across dimensions, and include a lightweight reasoning-guided post-edit framework.

2. Related Works

2.1. Image Editing Models

Diffusion models now dominate high-fidelity image editing, reshaping the field from latent-space manipulation to natural-language-driven editing. Early diffusion-based methods primarily rely on inversion-based techniques, which map an input image into the diffusion latent space to preserve structure during editing. Representative approaches include noise-perturbation methods such as SEdit [20] and trajectory-based DDIM inversion [29], as well as optimization-based variants like Null-text inversion [21], and PTI [8]. To support localized or structured modifications, these methods are often combined with attention-based mechanisms, including Prompt-to-

Prompt [10], Plug-and-Play [32], and Pix2Pix-Zero [22]. More recent work emphasizes **instruction-driven image editing**, training models to directly follow natural-language edit commands. InstructPix2Pix [3] is an early representative, followed by stronger open-source systems such as FLUX.1.Kontext [17] and Qwen-Image-Edit [36], as well as commercial models including Nano Banana [7] and See-dream 4.0 [25]. While these approaches significantly improve visual fidelity and instruction compliance, they primarily focus on learning statistical alignments between text and appearance instead of explicit implementation of multi-dimensional reasoning consistency during editing, an aspect systematically studied in our RE-Edit benchmark.

2.2. Image Editing Benchmarks

Evaluating image editing is challenging due to subjective visual quality and the difficulty of measuring instruction satisfaction. Early benchmarks such as Edit-Bench [34] focus on inpainting and simple attribute edits, while later benchmarks, including EmuEdit [27] and AnyEdit [43], broaden task coverage and adopt automatic evaluation based on pixel similarity or CLIP [23] scores. More recent efforts, such as ImgEditBench [41] and GEdit-Bench [19], leverage VLM-based evaluation to assess higher-level semantic compliance. A few recent benchmarks begin to explore reasoning-related aspects of image editing. UnicBench [40] associates reasoning with *complex editing*, emphasizing structurally involved operations such as multi-object manipulation and viewpoint changes, while KRIS-Bench [37] focuses on explicit knowledge-based reasoning via an educational taxonomy (*e.g.*, Bloom’s taxonomy). In contrast, **RE-Edit** focuses on *implicit, editor-centric logical constraints* that arise in everyday editing requests, and systematically evaluates reasoning behavior across multiple dimensions grounded in human editing workflows. As such, RE-Edit complements existing benchmarks by providing a unified and fine-grained view of reasoning-aware image editing.

3. RE-Edit Benchmark

To evaluate editing scenarios that require implicit reasoning beyond surface instruction alignment, we construct **RE-Edit**, a benchmark of 1,000 curated samples. RE-Edit is organized around a five-dimension taxonomy inspired by how human editors interpret edit requests, and each case is paired with rationale that support fine-grained evaluation.

3.1. Reasoning Dimensions

RE-Edit adopts a five-dimensional taxonomy that captures common sources of reasoning failures in instruction-based image editing. These dimensions are designed to reflect whether an edited result remains consistent with implicit constraints of the visual world, beyond surface instruction

alignment. Concretely, we formalize such constraints into five complementary reasoning dimensions (Figure 2).

Physical Consistency. Edits should respect fundamental physical constraints of real-world scenes, such as geometric structure, lighting and shading coherence, and other material-dependent effects. Violations of physical consistency often appear visually plausible at a glance, yet contradict basic physical cues upon closer inspection.

Environmental Consistency. Edits should remain compatible with the broader surrounding context, requiring local modifications (*e.g.*, clothing, accessories, objects) to align with global environmental conditions such as weather, season, or time of day. The key challenge lies in maintaining scene-level coherence rather than performing isolated foreground or background changes.

Cultural Consistency. Edits should respect culturally grounded semantics, where objects, symbols, language, and visual styles are appropriate for the implied cultural or social setting. Failures often arise when models produce edits that appear visually reasonable in isolation, but violate culturally specific norms implied by the scene context.

Causal Consistency. Edits should reflect plausible cause-effect relations implied by the instruction. Rather than performing a literal transformation, the model is expected to infer and render the visual consequences of an underlying action, process, or event described implicitly in the request.

Referential Consistency. Edits should be applied to the intended target in complex scenes, requiring accurate grounding and disambiguation based on language and visual attributes. Common failures include modifying the wrong instance or unintentionally affecting non-target entities.

These dimensions provide a compact and complementary framework for analyzing reasoning-related errors in instruction-based image editing models.

3.2. Data Curation

Given the taxonomy above, we instantiate RE-Edit via a human-in-the-loop data curation pipeline that emphasizes logical validity and reasoning depth:

(i) Case Expansion: We first design a set of dimension-aligned seed cases that target representative reasoning challenges under each category. Starting from these seeds, we prompt GPT-5.1 to expand them into (original description, edit instruction, rationale) triples that require implicit inference beyond literal attribute insertion. All generated cases are then manually reviewed to remove ill-posed samples (*e.g.*, deliberate contradictions, ambiguous targets, or incorrect rationales), retaining only coherent edit requests with valid rationales that capture the intended implicit constraint.

(ii) Build Up: For validated triples, we synthesize high-quality images from the original description us-

4. Reasoning-Guided Post-Edit (EditRefine)

4.1. Framework

As an initial exploration, we implement a plug-and-play post-edit refinement framework, termed **EditRefine**, to examine whether explicit reasoning signals can help mitigate reasoning failures revealed by RE-Edit. EditRefine operates as a second-pass refinement module: given an initial edited result from a base editor, it performs diagnostic reasoning and applies a corrective re-edit when necessary.

EditRefine consists of two conceptual components: (i) a **Reasoning Agent**, instantiated by a vision-language model capable of multi-step reasoning, and (ii) an **Execution Engine**, implemented using an off-the-shelf diffusion-based image editor. In our implementation, we use Qwen2.5-VL-7B [2] as the Reasoning Agent and Qwen-Image-Edit [36] as the Execution Engine. Given the original image, the initial edited result, and the user instruction, the Reasoning Agent performs a CoT-style diagnostic analysis to identify potential logical inconsistencies in the edit (prompt details are provided in Appendix 12.1), and then produces a *refined instruction* that explicitly encodes the missing or violated constraints. The Execution Engine subsequently applies this refined instruction to generate the final output. The inference cost and latency analysis are provided in Appendix 9. Since EditRefine operates purely at the instruction level, it does not require retraining or modification of the diffusion backbone, making it readily applicable to a wide range of image editing systems.

4.2. Training

To obtain a reasonably capable Reasoning Agent, we adopt a simple two-stage training strategy commonly used in recent LLM work [9], consisting of supervised fine-tuning followed by reinforcement learning.

Supervised Fine-Tuning. Starting from Qwen2.5-VL-7B, we perform parameter-efficient supervised fine-tuning on instruction-edit pairs augmented with reasoning traces. This stage aligns the agent with the desired output protocol, enabling it to produce structured `<CoT>` diagnostics and corresponding `<Re.edit>` instructions, and serves as a stable initialization for subsequent reinforcement learning.

Reinforcement Learning. Building on the supervised initialization, we employ a dimension-aware reward that prioritizes the most salient reasoning error in each case, preventing reward dilution across multiple dimensions. Specifically, we use a Max-Deviation strategy to focus training on the dominant reasoning failure, combined with a simple format reward to ensure structured outputs. Additional training details are provided in Appendix 7.

5. Experiments

5.1. Experimental Setup

Implementation Details. Our EditRefine Reasoning Agent is initialized from Qwen2.5-VL-7B and trained with a two-stage pipeline: Supervised Fine-Tuning followed by Reinforcement Learning with Group Relative Policy Optimization. We adopt AdaLoRA [44] for parameter-efficient adaptation with a *full-target* configuration, adapting all attention projections (W_q, W_k, W_v, W_o) and MLP projections ($W_{\text{gate}}, W_{\text{up}}, W_{\text{down}}$). Full training hyperparameters and hardware configurations are provided in Appendix 7.1.

Benchmark Evaluator. We employ two large VLMs as evaluators for RE-Edit: the commercial GPT-4.1 and the open-source Qwen3-VL-30B, assessing reasoning correctness under the same protocol. In the main text, we report results based on Qwen3-VL-30B. For completeness and future comparison, we also release evaluation results obtained with GPT-4.1, allowing subsequent studies to align with either commercial or open-source evaluators. A detailed comparison between the two evaluators is provided in Section 5.3. Qwen3-VL-30B is deployed using the vLLM [16] inference engine with a batch size of 6.

5.2. Results on RE-Edit

We evaluate a broad set of state-of-the-art image editing models on RE-Edit, including ten representative open-source systems and two commercial editors, covering diverse architectures and training paradigms. To examine whether reasoning-aware post-edit refinement can be applied in a plug-and-play manner, we integrate **EditRefine** with selected representative editors and compare their performance against the corresponding vanilla versions.

Performance of State-of-the-Art Editors. Table 1 and Figure 4 show that editors with stronger overall editing capability typically achieve higher aggregate performance on RE-Edit, consistent with trends reported in prior image editing evaluations. However, the breakdown across dimensions reveals a consistent discrepancy: many models perform comparatively better on *Referential* consistency, yet score substantially lower on dimensions that require implicit constraints beyond target grounding. For instance, even strong editors such as FLUX.2 Dev attain only 14.8 on *Environmental* and 15.0 on *Causal* consistency, while *Cultural* consistency remains particularly challenging, with most models scoring below 5.0. These results indicate that strong visual quality and accurate target binding do not necessarily translate to reasoning-correct edits when implicit constraints are involved.

Effectiveness of EditRefine. Integrating EditRefine improves reasoning-related scores across all tested backbones while preserving general editing quality. As shown in the bottom section of Table 1, equipping Qwen-Image-Edit

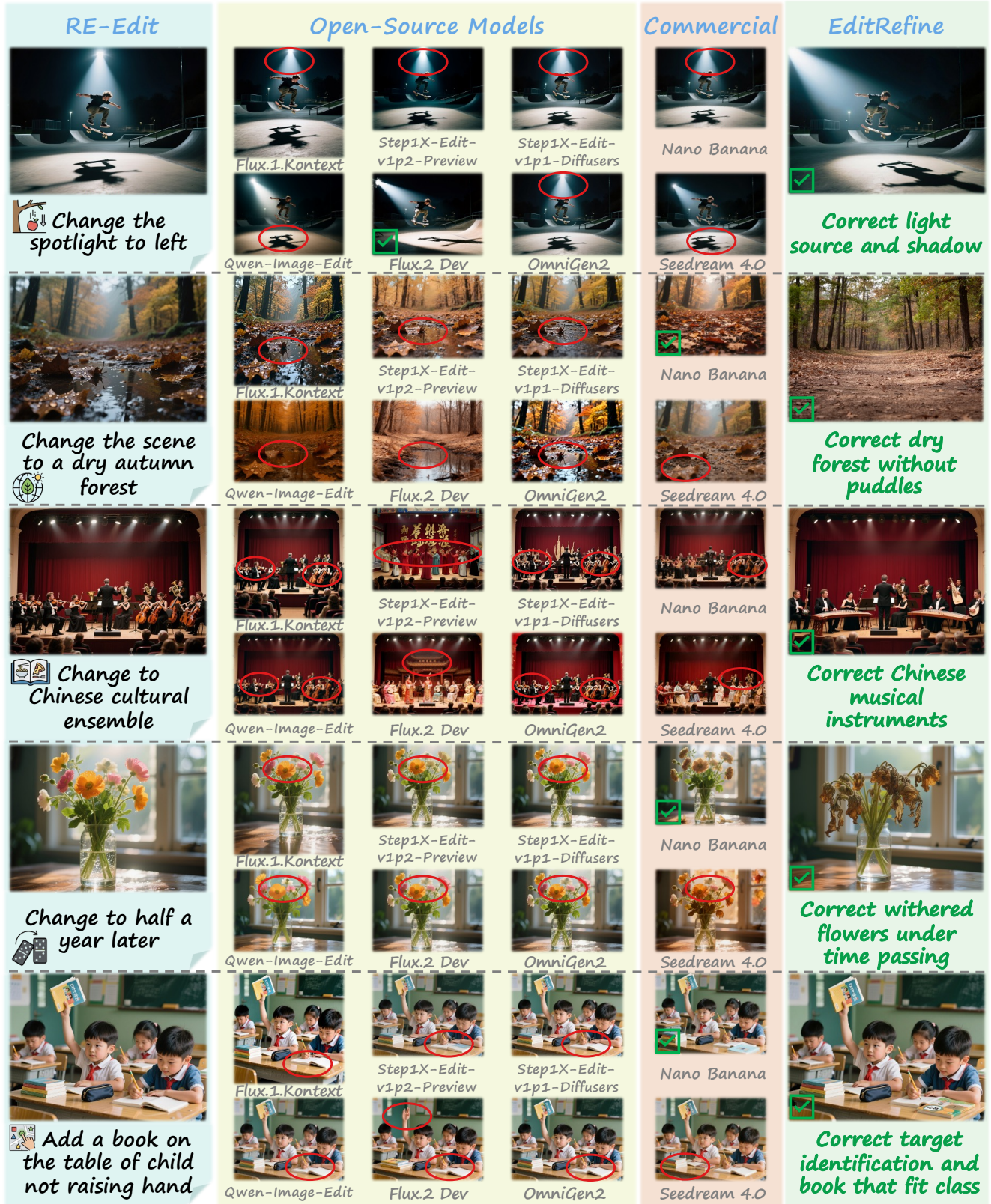


Figure 3. **Qualitative comparisons on RE-Edit across five reasoning dimensions with EditRefine.** We show representative RE-Edit cases evaluated with strong open-source and commercial image editors, where SOTA outputs often violate human-logic constraints (red circles). **EditRefine** performs reasoning-guided refinement and produces corrected results (green check marks) by refining initial edits generated by a frozen Qwen-Image-Edit backbone.

Table 1. **Main results on RE-Edit.** Representative open-source and commercial editors evaluated on five reasoning dimensions and two general metrics (IF, SC) by Qwen3-VL-30B; *Executor-F* and *Executor-Q* denote the FLUX.2 Dev and Qwen-Image-Edit executors, respectively. Red \uparrow indicates absolute improvement over the corresponding backbone.

Model	Reasoning					Non-Reasoning	
	Physical	Environmental	Cultural	Causal	Referential	IF	SC
<i>Evaluator: Qwen3-VL-30B</i>							
<i>Open-source Models</i>							
Janus-4o	6.0	0.98	0.0	0.5	7.32	3.6	4.0
FLUX.1.Kontext	15.4	4.4	2.8	7.5	35.3	5.8	3.9
Step1X-Edit-v1p1	15.8	7.4	2.2	7.5	38.2	6.6	3.9
Step1X-Edit-v1p2-preview	16.4	9.4	0.6	5.0	47.5	7.0	3.9
DreamOmni2	15.4	9.4	2.2	9.0	36.8	6.0	3.5
OmniGen2	14.5	3.4	1.1	5.5	38.2	5.4	3.6
Ovis-U1-3B	16.8	13.3	2.2	4.5	39.2	7.2	4.5
HiDream-E1	14.0	8.9	1.1	5.5	32.4	6.0	4.8
Qwen-Image-Edit	21.0	12.8	3.3	13.0	50.0	7.0	3.8
FLUX.2 Dev	20.1	14.8	7.8	15.0	50.5	7.7	4.0
<i>Commercial Models</i>							
Nano Banana	20.1	10.8	3.9	15.5	48.0	7.6	3.6
Seedream 4.0	18.7	16.3	6.1	14.5	53.4	8.0	3.7
<i>Plug-In EditRefine</i>							
Qwen-Image-Edit	21.0	12.8	3.3	13.0	50.0	7.0	3.8
+ EditRefine w Executor-F	21.0 \uparrow	13.8 \uparrow 1.0	6.1 \uparrow 2.8	17.5 \uparrow 4.5	45.6	7.5 \uparrow 0.5	4.2 \uparrow 0.4
FLUX.2 Dev	20.1	14.8	7.8	15.0	50.5	7.7	4.0
+ EditRefine w Executor-Q	22.0 \uparrow 1.9	14.8 \uparrow	8.3 \uparrow 0.5	16.0 \uparrow 1.0	48.5	7.7 \uparrow	4.4 \uparrow 0.4
FLUX.1.Kontext	15.4	4.4	2.8	7.5	35.3	5.8	3.9
+ EditRefine w Executor-Q	14.0	6.9 \uparrow 2.5	4.4 \uparrow 1.6	10.0 \uparrow 2.5	36.8 \uparrow 1.5	6.6 \uparrow 0.8	4.3 \uparrow 0.4
Nano Banana	20.1	10.8	3.9	15.5	48.0	7.6	3.6
+ EditRefine w Executor-Q	19.6	11.8 \uparrow 1.0	6.1 \uparrow 2.2	16.5 \uparrow 1.0	49.5 \uparrow 1.5	7.8 \uparrow 0.2	3.8 \uparrow 0.2
Seedream 4.0	18.7	16.3	6.1	14.5	53.4	8.0	3.7
+ EditRefine w Executor-Q	18.2	17.2 \uparrow 0.9	7.8 \uparrow 1.7	16.5 \uparrow 2.0	49.5	8.0 \uparrow	4.0 \uparrow 0.3

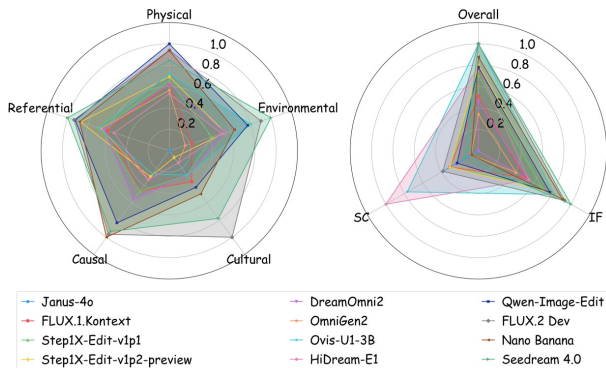


Figure 4. **Radar visualization of RE-Edit results.** Radar plots of the scores in Table 1 for representative open-source and commercial editors on RE-Edit, evaluated by Qwen3-VL-30B.

with EditRefine increases *Causal* consistency by \uparrow 4.5 and *Cultural* consistency by \uparrow 2.8 points. Similar gains are observed on FLUX.2 Dev and FLUX.1.Kontext. Notably, the plug-in remains beneficial even when applied to commercial editors. For Nano Banana, EditRefine yields clear improvements, including *Cultural* \uparrow 2.2, *Causal* \uparrow 1.0, and *Referential* \uparrow 1.5, indicating that EditRefine can partially mitigate logic-dependent failures in a plug-and-play manner. Importantly, IF and SC remain stable or slightly improve, suggesting that EditRefine enhances reasoning validity while maintaining instruction intent.

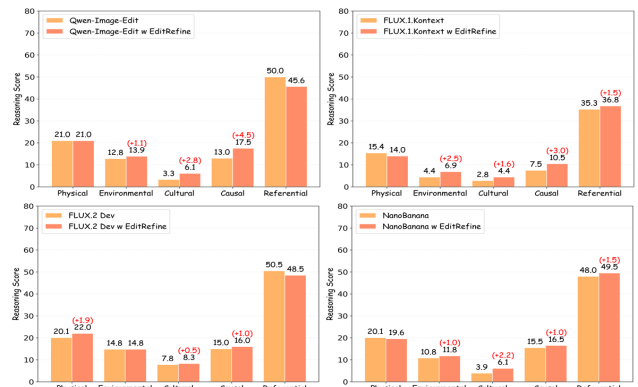


Figure 5. **EditRefine gains across backbones on RE-Edit.** Reasoning scores on RE-Edit for four representative backbones, before and after plugging in EditRefine. All scores are evaluated by Qwen3-VL-30B; red numbers denote absolute improvements.

5.3. Ablation Study

We conduct ablation studies to isolate key choices in EditRefine and to validate the robustness of our RE-Edit.

Progressive Ablation of EditRefine. Table 2 presents a progressive ablation under the same executor with three settings: a pre-trained Qwen2.5-VL-7B reasoning module with the second editing stage, EditRefine with SFT only, and the full EditRefine with SFT+RL. The results show a clear cumulative trend. Introducing a pre-trained reasoning

Table 2. **Progressive ablation on EditRefine.** RE-Edit results under the same executor with three settings: the full **SFT**→**RL** EditRefine pipeline, **SFT-only** EditRefine, and a **pre-trained** Qwen2.5-VL-7B reasoning module used with the same second-stage refinement. Blue ↓ denotes the score drop relative to the full EditRefine (**SFT**→**RL**). *Executor-F* and *Executor-Q* denote the FLUX.2 Dev and Qwen-Image-Edit executors.

Model	Executor	Reasoning				
		Physical	Environmental	Cultural	Causal	Referential
<i>Evaluator: Qwen3-VL-30B</i>						
<i>Plug-In EditRefine</i>						
Qwen-Image-Edit	F	21.0	13.8	6.1	17.5	45.6
+ EditRefine	F	20.5 $\downarrow_{0.5}$	14.7	5.5 $\downarrow_{0.6}$	14.5 $\downarrow_{3.0}$	43.6 $\downarrow_{2.0}$
+ EditRefine _{sft}	F	19.2 $\downarrow_{1.8}$	12.8 $\downarrow_{1.0}$	5.6 $\downarrow_{0.5}$	14.0 $\downarrow_{3.5}$	44.0 $\downarrow_{1.6}$
+ pre-trained Qwen2.5-VL-7B	F	19.2 $\downarrow_{1.8}$	12.8 $\downarrow_{1.0}$	5.6 $\downarrow_{0.5}$	14.0 $\downarrow_{3.5}$	44.0 $\downarrow_{1.6}$
FLUX.2 Dev	Q	22.0	14.8	8.3	16.0	48.5
+ EditRefine	Q	17.3 $\downarrow_{4.7}$	11.9 $\downarrow_{2.9}$	6.1 $\downarrow_{2.2}$	15.5 $\downarrow_{0.5}$	49.0
+ EditRefine _{sft}	Q	17.3 $\downarrow_{4.7}$	11.9 $\downarrow_{2.9}$	6.1 $\downarrow_{2.2}$	15.5 $\downarrow_{0.5}$	49.0
+ pre-trained Qwen2.5-VL-7B	Q	19.2 $\downarrow_{2.8}$	14.3 $\downarrow_{0.5}$	7.8 $\downarrow_{0.5}$	14.5 $\downarrow_{1.5}$	49.0
FLUX.1 Kontext	Q	14.0	6.9	4.4	10.0	36.8
+ EditRefine	Q	13.6 $\downarrow_{0.4}$	8.4	2.2 $\downarrow_{2.2}$	9.5 $\downarrow_{0.5}$	37.3
+ EditRefine _{sft}	Q	13.6 $\downarrow_{0.4}$	8.4	2.2 $\downarrow_{2.2}$	9.5 $\downarrow_{0.5}$	37.3
+ pre-trained Qwen2.5-VL-7B	Q	12.6 $\downarrow_{1.4}$	5.4 $\downarrow_{1.5}$	4.4 \downarrow_{-}	10.5	36.3 $\downarrow_{0.5}$

module already provides a useful refinement signal, while SFT further improves performance by aligning the reasoning stage with the editing task more explicitly. The full EditRefine generally achieves the strongest overall results, especially on reasoning-intensive dimensions. Overall, the gains do not come from any single factor alone, but from the combination of reasoning-guided second-stage refinement, explicit reasoning alignment, and subsequent optimization.

Effect of Iterative Pixel-Level Refinement. We study an iterative refinement variant in which the Reasoning Agent produces multiple sequential `<Re_edit>` instructions, each applied to the output of the previous editing step. As shown in Table 3, this multi-round strategy consistently underperforms the one-pass refinement adopted in our main method. For example, on FLUX.2 Dev, iterative refinement decreases *Physical* consistency by ↓4.2 and *Causal* consistency by ↓5.5. We attribute this degradation to error accumulation in repeated pixel-level editing, where artifacts, semantic drift, and over-editing compound across iterations [14].

Comparative Analysis of Evaluators. To validate evaluator robustness, we compare Qwen3-VL-30B, GPT-4.1, and human judgments under a unified evaluation protocol. As illustrated in Figure 6, the three evaluators produce consistent relative rankings across models. Meanwhile, Qwen3-VL-30B exhibits noticeably lower scoring variance, which is preferable for evaluating constraint satisfaction. The agreement in relative ordering between VLM-based and human evaluation suggests that the chosen evaluator can reliably capture the relative reasoning capability of competing image editors. Details are reported in Appendix 8.

Generalization Across Original Image Sources. We test whether RE-Edit depends on the source of the original images. Replacing Qwen-Image with FLUX.2 Dev under the same construction pipeline yields largely consistent rankings across reasoning dimensions (Table 7), indicating that

Table 3. **Ablation on refinement strategy in EditRefine.** Comparison between the default **one-step instruction refinement** and an **iterative pixel-level refinement** on RE-Edit. Blue ↓ indicates the score drop relative to the default EditRefine; *Executor-F* and *Executor-Q* denote the FLUX.2 Dev and Qwen-Image-Edit executors, respectively.

Model	Executor	Reasoning				
		Physical	Environmental	Cultural	Causal	Referential
<i>Evaluator: Qwen3-VL-30B</i>						
<i>Plug-In EditRefine</i>						
Qwen-Image-Edit	F	21.0	13.8	6.1	17.5	45.6
+ EditRefine	F	20.6 $\downarrow_{0.4}$	14.8	5.0 $\downarrow_{1.1}$	16.5 $\downarrow_{1.0}$	45.1 $\downarrow_{0.5}$
+ EditRefine _{Iter.}	F	20.6 $\downarrow_{0.4}$	14.8	5.0 $\downarrow_{1.1}$	16.5 $\downarrow_{1.0}$	45.1 $\downarrow_{0.5}$
FLUX.2 Dev	Q	22.0	14.8	8.3	16.0	48.5
+ EditRefine	Q	17.8 $\downarrow_{4.2}$	12.3 $\downarrow_{2.5}$	7.8 $\downarrow_{0.5}$	10.5 $\downarrow_{5.5}$	45.6 $\downarrow_{2.9}$
+ EditRefine _{Iter.}	Q	17.8 $\downarrow_{4.2}$	12.3 $\downarrow_{2.5}$	7.8 $\downarrow_{0.5}$	10.5 $\downarrow_{5.5}$	45.6 $\downarrow_{2.9}$
FLUX.1 Kontext	Q	14.0	6.9	4.4	10.0	36.8
+ EditRefine	Q	14.0 \downarrow_{-}	6.4 $\downarrow_{0.5}$	4.4 \downarrow_{-}	7.5 $\downarrow_{2.5}$	37.3
+ EditRefine _{Iter.}	Q	14.0 \downarrow_{-}	6.4 $\downarrow_{0.5}$	4.4 \downarrow_{-}	7.5 $\downarrow_{2.5}$	37.3

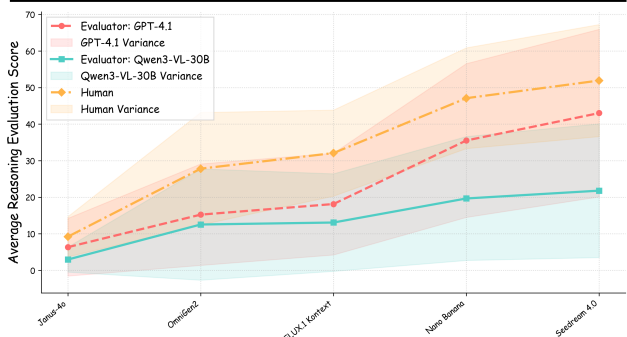


Figure 6. **Comparison of evaluators.** Average reasoning scores across representative models under GPT-4.1, Qwen3-VL-30B, and human evaluation. Despite differences in absolute score scale, all three evaluators produce the same relative model ordering.

the measured reasoning capability is not tied to a specific synthetic generator. We further construct real-image counterparts for the qualitative cases, where the same reasoning failure patterns also appear in practical settings (Figure 8). Details are provided in Appendix 10.

6. Conclusion

We investigate reasoning-aware instruction-based image editing and reveal a gap between surface-level instruction compliance and satisfaction of implicit logical constraints. To characterize this gap, we introduce **RE-Edit**, a benchmark organized around five complementary reasoning dimensions inspired by human editing workflows. Our evaluation shows that state-of-the-art editors can produce visually plausible results that nevertheless violate physical, causal, or contextual logic. As an initial step toward mitigation, we propose **EditRefine**, a lightweight, model-agnostic post-edit refinement framework. Across diverse backbones, EditRefine consistently improves reasoning correctness on RE-Edit while preserving general editing behavior. We hope this work encourages future research on principled evaluation and modeling of reasoning in image editing.

References

- [1] Shuai Bai, Yuxuan Cai, Ruizhe Chen, Keqin Chen, Xionghui Chen, Zesen Cheng, Lianghao Deng, Wei Ding, Chang Gao, Chunjiang Ge, Wenbin Ge, Zhifang Guo, Qidong Huang, Jie Huang, Fei Huang, Binyuan Hui, Shutong Jiang, Zhaohai Li, Mingsheng Li, Mei Li, Kaixin Li, Zicheng Lin, Junyang Lin, Xuejing Liu, Jiawei Liu, Chenglong Liu, Yang Liu, Dayiheng Liu, Shixuan Liu, Dunjie Lu, Ruilin Luo, Chenxu Lv, Rui Men, Lingchen Meng, Xuancheng Ren, Xingzhang Ren, Sibao Song, Yuchong Sun, Jun Tang, Jianhong Tu, Jianqiang Wan, Peng Wang, Pengfei Wang, Qiuyue Wang, Yuxuan Wang, Tianbao Xie, Yiheng Xu, Haiyang Xu, Jin Xu, Zhibo Yang, Mingkun Yang, Jianxin Yang, An Yang, Bowen Yu, Fei Zhang, Hang Zhang, Xi Zhang, Bo Zheng, Humen Zhong, Jingren Zhou, Fan Zhou, Jing Zhou, Yuanzhi Zhu, and Ke Zhu. Qwen3-v1 technical report, 2025. 1
- [2] Shuai Bai, Keqin Chen, Xuejing Liu, Jialin Wang, Wenbin Ge, Sibao Song, Kai Dang, Peng Wang, Shijie Wang, Jun Tang, et al. Qwen2. 5-v1 technical report. *arXiv preprint arXiv:2502.13923*, 2025. 5
- [3] Tim Brooks, Aleksander Holynski, and Alexei A Efros. Instructpix2pix: Learning to follow image editing instructions. In *Proceedings of the IEEE/CVF conference on computer vision and pattern recognition*, pages 18392–18402, 2023. 2, 3
- [4] Qi Cai, Jingwen Chen, Yang Chen, Yehao Li, Fuchen Long, Yingwei Pan, Zhaofan Qiu, Yiheng Zhang, Fengbin Gao, Peihan Xu, et al. Hidream-i1: A high-efficient image generative foundation model with sparse diffusion transformer. *arXiv preprint arXiv:2505.22705*, 2025. 2
- [5] Junying Chen, Zhenyang Cai, Pengcheng Chen, Shunian Chen, Ke Ji, Xidong Wang, Yunjin Yang, and Benyou Wang. Sharegpt-4o-image: Aligning multimodal models with gpt-4o-level image generation. *arXiv preprint arXiv:2506.18095*, 2025. 2
- [6] Yukang Chen, Wei Huang, Baifeng Shi, Qinghao Hu, Hanrong Ye, Ligeng Zhu, Zhijian Liu, Pavlo Molchanov, Jan Kautz, Xiaojuan Qi, et al. Scaling rl to long videos. *arXiv preprint arXiv:2507.07966*, 2025. 1
- [7] Gheorghe Comanici, Eric Bieber, Mike Schaekermann, Ice Pasupat, Noveen Sachdeva, Inderjit Dhillon, Marcel Blisstein, Ori Ram, Dan Zhang, Evan Rosen, et al. Gemini 2.5: Pushing the frontier with advanced reasoning, multimodality, long context, and next generation agentic capabilities. *arXiv preprint arXiv:2507.06261*, 2025. 2, 3
- [8] Wenkai Dong, Song Xue, Xiaoyue Duan, and Shumin Han. Prompt tuning inversion for text-driven image editing using diffusion models. In *Proceedings of the IEEE/CVF International Conference on Computer Vision*, pages 7430–7440, 2023. 2
- [9] Daya Guo, Dejian Yang, Haowei Zhang, Junxiao Song, Ruoyu Zhang, Runxin Xu, Qihao Zhu, Shirong Ma, Peiyi Wang, Xiao Bi, et al. Deepseek-r1: Incentivizing reasoning capability in llms via reinforcement learning. *arXiv preprint arXiv:2501.12948*, 2025. 1, 5
- [10] Amir Hertz, Ron Mokady, Jay Tenenbaum, Kfir Aberman, Yael Pritch, and Daniel Cohen-Or. Prompt-to-prompt image editing with cross attention control. *arXiv preprint arXiv:2208.01626*, 2022. 3
- [11] Aaron Hurst, Adam Lerer, Adam P Goucher, Adam Perelman, Aditya Ramesh, Aidan Clark, AJ Ostrow, Akila Welihinda, Alan Hayes, Alec Radford, et al. Gpt-4o system card. *arXiv preprint arXiv:2410.21276*, 2024. 1
- [12] Phillip Isola, Jun-Yan Zhu, Tinghui Zhou, and Alexei A Efros. Image-to-image translation with conditional adversarial networks. In *Proceedings of the IEEE conference on computer vision and pattern recognition*, pages 1125–1134, 2017. 2
- [13] Aaron Jaech, Adam Kalai, Adam Lerer, Adam Richardson, Ahmed El-Kishky, Aiden Low, Alec Helyar, Aleksander Madry, Alex Beutel, Alex Carney, et al. Openai o1 system card. *arXiv preprint arXiv:2412.16720*, 2024. 1
- [14] K J Joseph, Prateksha Udhayan, Tripti Shukla, Aishwarya Agarwal, Srikrishna Karanam, Koustava Goswami, and Balaji Vasani Srinivasan. Iterative multi-granular image editing using diffusion models, 2023. 8
- [15] Max Ku, Dongfu Jiang, Cong Wei, Xiang Yue, and Wenhui Chen. Viescore: Towards explainable metrics for conditional image synthesis evaluation. In *Proceedings of the 62nd Annual Meeting of the Association for Computational Linguistics (Volume 1: Long Papers)*, pages 12268–12290, 2024. 2, 4
- [16] Woosuk Kwon, Zhuohan Li, Siyuan Zhuang, Ying Sheng, Lianmin Zheng, Cody Hao Yu, Joseph E. Gonzalez, Hao Zhang, and Ion Stoica. Efficient memory management for large language model serving with pagedattention. In *Proceedings of the ACM SIGOPS 29th Symposium on Operating Systems Principles*, 2023. 5
- [17] Black Forest Labs, Stephen Batifol, Andreas Blattmann, Frederic Boesel, Saksham Consul, Cyril Diagne, Tim Dockhorn, Jack English, Zion English, Patrick Esser, et al. Flux. 1 kontext: Flow matching for in-context image generation and editing in latent space. *arXiv preprint arXiv:2506.15742*, 2025. 2, 3
- [18] Hongyu Li, Manyuan Zhang, Dian Zheng, Ziyu Guo, Yimeng Jia, Kaituo Feng, Hao Yu, Yexin Liu, Yan Feng, Peng Pei, et al. Editthinker: Unlocking iterative reasoning for any image editor. *arXiv preprint arXiv:2512.05965*, 2025. 2
- [19] Shiyu Liu, Yucheng Han, Peng Xing, Fukun Yin, Rui Wang, Wei Cheng, Jiaqi Liao, Yingming Wang, Honghao Fu, Chunrui Han, et al. Step1x-edit: A practical framework for general image editing. *arXiv preprint arXiv:2504.17761*, 2025. 2, 3
- [20] Chenlin Meng, Yutong He, Yang Song, Jiaming Song, Jiajun Wu, Jun-Yan Zhu, and Stefano Ermon. Sedit: Guided image synthesis and editing with stochastic differential equations. *arXiv preprint arXiv:2108.01073*, 2021. 2
- [21] Ron Mokady, Amir Hertz, Kfir Aberman, Yael Pritch, and Daniel Cohen-Or. Null-text inversion for editing real images using guided diffusion models. In *Proceedings of the IEEE/CVF conference on computer vision and pattern recognition*, pages 6038–6047, 2023. 2
- [22] Gaurav Parmar, Krishna Kumar Singh, Richard Zhang, Yijun Li, Jingwan Lu, and Jun-Yan Zhu. Zero-shot image-to-image translation. In *ACM SIGGRAPH 2023 conference proceedings*, pages 1–11, 2023. 3

- [23] Alec Radford, Jong Wook Kim, Chris Hallacy, Aditya Ramesh, Gabriel Goh, Sandhini Agarwal, Girish Sastry, Amanda Askell, Pamela Mishkin, Jack Clark, et al. Learning transferable visual models from natural language supervision. In *International conference on machine learning*, pages 8748–8763. PmLR, 2021. 3
- [24] Robin Rombach, Andreas Blattmann, Dominik Lorenz, Patrick Esser, and Björn Ommer. High-resolution image synthesis with latent diffusion models. In *Proceedings of the IEEE/CVF conference on computer vision and pattern recognition*, pages 10684–10695, 2022. 2
- [25] Team Seedream, Yunpeng Chen, Yu Gao, Lixue Gong, Meng Guo, Qiushan Guo, Zhiyao Guo, Xiaoxia Hou, Weilin Huang, Yixuan Huang, et al. Seedream 4.0: Toward next-generation multimodal image generation. *arXiv preprint arXiv:2509.20427*, 2025. 2, 3
- [26] Kaixin Shen, Ruijie Quan, Jiayu Miao, Jun Xiao, and Yi Yang. Tarpro: Targeted protection against malicious image editing. In *AAAI*, 2026. 2
- [27] Shelly Sheynin, Adam Polyak, Uriel Singer, Yuval Kirstain, Amit Zohar, Oron Ashual, Devi Parikh, and Yaniv Taigman. Emu edit: Precise image editing via recognition and generation tasks. In *Proceedings of the IEEE/CVF Conference on Computer Vision and Pattern Recognition*, pages 8871–8879, 2024. 2, 3
- [28] Jascha Sohl-Dickstein, Eric Weiss, Niru Maheswaranathan, and Surya Ganguli. Deep unsupervised learning using nonequilibrium thermodynamics. In *International conference on machine learning*, pages 2256–2265. pmlr, 2015. 2
- [29] Jiaming Song, Chenlin Meng, and Stefano Ermon. Denoising diffusion implicit models. *arXiv preprint arXiv:2010.02502*, 2020. 2
- [30] Wensong Song, Hong Jiang, Zongxing Yang, Ruijie Quan, and Yi Yang. Insert anything: Image insertion via in-context editing in dit. *arXiv preprint arXiv:2504.15009*, 2025. 2
- [31] Yang Song, Jascha Sohl-Dickstein, Diederik P Kingma, Abhishek Kumar, Stefano Ermon, and Ben Poole. Score-based generative modeling through stochastic differential equations. *arXiv preprint arXiv:2011.13456*, 2020. 2
- [32] Narek Tumanyan, Michal Geyer, Shai Bagon, and Tali Dekel. Plug-and-play diffusion features for text-driven image-to-image translation. In *Proceedings of the IEEE/CVF conference on computer vision and pattern recognition*, pages 1921–1930, 2023. 3
- [33] Guo-Hua Wang, Shanshan Zhao, Xinjie Zhang, Liangfu Cao, Pengxin Zhan, Lunhao Duan, Shiyin Lu, Minghao Fu, Xiaohao Chen, Jianshan Zhao, et al. Ovis-u1 technical report. *arXiv preprint arXiv:2506.23044*, 2025. 2
- [34] Su Wang, Chitwan Saharia, Ceslee Montgomery, Jordi Pont-Tuset, Shai Noy, Stefano Pellegrini, Yasumasa Onoe, Sarah Laszlo, David J Fleet, Radu Soricut, et al. Imagen editor and editbench: Advancing and evaluating text-guided image inpainting. In *Proceedings of the IEEE/CVF conference on computer vision and pattern recognition*, pages 18359–18369, 2023. 2, 3
- [35] Cong Wei, Zheyang Xiong, Weiming Ren, Xeron Du, Ge Zhang, and Wenhui Chen. Omniedit: Building image editing generalist models through specialist supervision. In *The Thirteenth International Conference on Learning Representations*, 2024. 1
- [36] Chenfei Wu, Jiahao Li, Jingren Zhou, Junyang Lin, Kaiyuan Gao, Kun Yan, Sheng-ming Yin, Shuai Bai, Xiao Xu, Yilei Chen, et al. Qwen-image technical report. *arXiv preprint arXiv:2508.02324*, 2025. 2, 3, 4, 5
- [37] Yongliang Wu, Zonghui Li, Xinting Hu, Xinyu Ye, Xianfang Zeng, Gang Yu, Wenbo Zhu, Bernt Schiele, Ming-Hsuan Yang, and Xu Yang. Kris-bench: Benchmarking next-level intelligent image editing models. *arXiv preprint arXiv:2505.16707*, 2025. 2, 3
- [38] Bin Xia, Bohao Peng, Yuechen Zhang, Junjia Huang, Jiyang Liu, Jingyao Li, Haoru Tan, Sitong Wu, Chengyao Wang, Yitong Wang, et al. Dreamomni2: Multimodal instruction-based editing and generation. *arXiv preprint arXiv:2510.06679*, 2025. 2
- [39] Yunqiu Xu, Linchao Zhu, and Yi Yang. Gg-editor: Locally editing 3d avatars with multimodal large language model guidance. In *ACM MM*, 2024. 2
- [40] Keming Ye, Zhipeng Huang, Canmiao Fu, Qingyang Liu, Jiani Cai, Zheqi Lv, Chen Li, Jing Lyu, Zhou Zhao, and Shengyu Zhang. Unicedit-10m: A dataset and benchmark breaking the scale-quality barrier via unified verification for reasoning-enriched edits. *arXiv preprint arXiv:2512.02790*, 2025. 2, 3, 4
- [41] Yang Ye, Xianyi He, Zongjian Li, Bin Lin, Shenghai Yuan, Zhiyuan Yan, Bohan Hou, and Li Yuan. Imgedit: A unified image editing dataset and benchmark. *arXiv preprint arXiv:2505.20275*, 2025. 2, 3
- [42] Fukun Yin, Shiyu Liu, Yucheng Han, Zhibo Wang, Peng Xing, Rui Wang, Wei Cheng, Yingming Wang, Aojie Li, Zixin Yin, et al. Reasonedit: Towards reasoning-enhanced image editing models. *arXiv preprint arXiv:2511.22625*, 2025. 2
- [43] Qifan Yu, Wei Chow, Zhongqi Yue, Kaihang Pan, Yang Wu, Xiaoqiang Wan, Juncheng Li, Siliang Tang, Hanwang Zhang, and Yueting Zhuang. Anyedit: Mastering unified high-quality image editing for any idea. In *Proceedings of the Computer Vision and Pattern Recognition Conference*, pages 26125–26135, 2025. 3
- [44] Qingru Zhang, Minshuo Chen, Alexander Bukharin, Nikos Karampatziaakis, Pengcheng He, Yu Cheng, Weizhu Chen, and Tuo Zhao. Adalora: Adaptive budget allocation for parameter-efficient fine-tuning. *arXiv preprint arXiv:2303.10512*, 2023. 5, 1
- [45] Zechuan Zhang, Ji Xie, Yu Lu, Zongxin Yang, and Yi Yang. In-context edit: Enabling instructional image editing with in-context generation in large scale diffusion transformer. *arXiv preprint arXiv:2504.20690*, 2025. 2
- [46] Jun-Yan Zhu, Richard Zhang, Deepak Pathak, Trevor Darrell, Alexei A Efros, Oliver Wang, and Eli Shechtman. Toward multimodal image-to-image translation. *Advances in neural information processing systems*, 30, 2017. 2

Is This Edit Correct? A Multi-Dimensional Benchmark for Reasoning-Aware Image Editing

Supplementary Material

7. Training Pipeline Implementation Details

In this section, we provide a comprehensive breakdown of the EditRefine training infrastructure. Figure 7 illustrates the end-to-end workflow, encompassing data preparation, the supervised warm-up phase, and the reasoning-aware reinforcement learning loop. **Stage 1: Data Curation and SFT.** To construct the SFT dataset, we curated 1,600 high-quality samples from the OmniEdit dataset [35]. Since the original dataset lacks explicit reasoning chains, we augmented it via GPT-4o [11] to synthesize formatted triplets: `<CoT>` (diagnostic reasoning), `<Re_edit>` (refined instruction), and the final edited image. During training, we employ Adalora [44] to fine-tune the language model decoder while keeping the vision tower frozen. As shown in the top-left of Figure 7, the model learns to map the tuple (Original Image, Editing Instruction, Primary Edited Image) to the Formatted Reference, ensuring the output adheres to the strict XML-style protocol required for the execution engine.

Stage 2: Reinforcement Learning Dynamics. The RL stage is designed to enhance the model’s sensitivity to logical inconsistencies. We constructed a larger dataset of 10k tuples (original image, instruction, rationale) following the RE-Edit benchmark curation protocol. As depicted in the bottom panel of Figure 7, the training process involves a fully online interaction loop:

- **Rollout Generation:** For each input, the policy model generates a group of n parallel reasoning paths (Rollout n).
- **Execution & Feedback:** The refined instructions from these paths are executed by the frozen Qwen-Image-Edit model. The resulting images are then assessed by the Reward Evaluator.
- **Reference Regularization:** To prevent the policy from diverging too far from the natural language distribution learned during SFT, we compute the KL Divergence against a frozen Reference Model (a copy of the SFT model).
- **Reward Computation:** The total reward is a combination of the edit quality score and a format reward (R_{fmt}) that penalizes syntactic errors or length violations. Since reasoning correctness is assessed across multiple dimensions, we introduce a Max-Deviation Strategy to target the most critical dimension of reasoning correctness for each training case. By identifying the dimension $d \in D$ with the largest magnitude deviation between its score S_d

and baseline B_d , we isolate the dominant signal. This prevents reward dilution associated with aggregating multiple, potentially irrelevant dimension scores. Concretely, during online training we execute the refined instruction via Qwen-Image-Edit executor and obtain dimension-specific scores from an evaluator. The reward is defined as:

$$R = \max_{d \in D} |S_d - B_d| + \lambda_{fmt} \cdot R_{fmt}$$

where S_d and B_d denote the score and baseline for dimension d , respectively, and R_{fmt} is a rule-based format reward that enforces structural adherence of the agent.

The Group Relative Policy Optimization (GRPO) algorithm uses the advantages computed from these group scores to update the policy, effectively encouraging the model to self-correct reasoning flaws that lead to failed edits.

7.1. Implementation Details and Training Hyperparameters

SFT Stage. We perform parameter-efficient fine-tuning with AdaLoRA, initializing with rank 32 and scheduling to a final rank of 8 under a *full-target* setting that adapts all attention projections (W_q, W_k, W_v, W_o) and MLP projections ($W_{gate}, W_{up}, W_{down}$). The model is trained for 120 epochs on a single NVIDIA RTX PRO 6000 GPU with batch size 4, gradient accumulation steps 8, and learning rate 1×10^{-6} .

RL Stage (GRPO). We further optimize the Reasoning Agent using GRPO for 1 epoch on a cluster of six NVIDIA H100 GPUs. We use rollout batch size 16 and global batch size 8, with number of rollouts $n = 4$ and learning rate 2×10^{-7} . The reward combines reasoning validity and structural adherence with weights $\lambda_{dim} = 0.8$ for the dimension-specific score and $\lambda_{fmt} = 0.2$ for the rule-based format score.

8. Detailed Evaluator Comparison

8.1. Human Validation Protocol

We conduct a human validation study using ten non-author annotators with binary judgments. We randomly sample outputs from five editing models: Janus-4o, OmniGen2, FLUX.1 Kontext, Nano Banana, and Seedream 4.0. For each model, we sample 50 cases per reasoning dimension and average the results across the five dimensions, yielding 250 cases per model. Each annotator independently judges whether the edited result satisfies the target reasoning re-

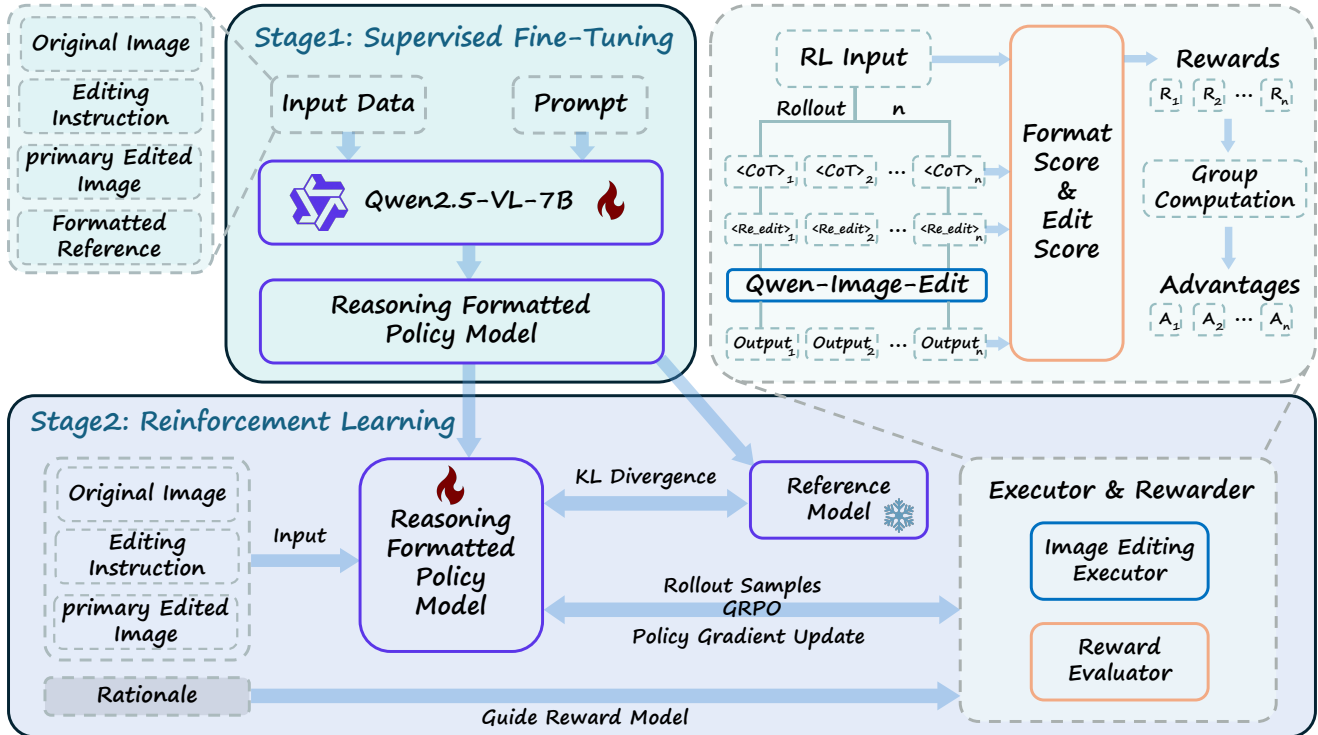


Figure 7. **Overview of the EditRefine training pipeline.** The framework proceeds in two stages: **Stage 1 (SFT)** aligns the policy model with structured reasoning formats, while **Stage 2 (RL)** optimizes reasoning capabilities via Group Relative Policy Optimization (GRPO). The diagram illustrates the online interaction loop where the Reason Agent generates refined instructions, which are executed and evaluated to provide feedback signals for policy updates.

quirement for each case, resulting in 1250 annotated cases per annotator in total. Model-level human scores are then computed by averaging the binary judgments over the sampled cases. This protocol is designed to verify whether human evaluation preserves the same relative ranking across competing models as the VLM-based evaluators, rather than to match their absolute score scale.

8.2. GPT Evaluator Result

Table 4 presents the comprehensive evaluation results using GPT-4.1 (API version 2025-04-14) as the automated evaluator. These results serve as the source data for the comparative analysis discussed in Section 5.3. Consistent with the main experiments, we report scores across the five reasoning dimensions and highlight the performance gains achieved by plugging in the EditRefine module.

9. Inference Cost Analysis

We analyze the inference cost of EditRefine from two perspectives: the runtime breakdown of the full pipeline, and the resulting cost-quality trade-off under comparable multi-pass budgets.

9.1. Runtime Breakdown

EditRefine consists of three stages: an initial editing pass, a VLM-based reasoning stage, and a second refinement pass. Table 5 reports the runtime decomposition across three representative settings. Across all cases, the reasoning stage accounts for only 1.8% ~ 3.7% of the total runtime, indicating that the VLM-based reasoning module itself introduces only limited overhead. The additional latency mainly comes from the second editing pass, rather than the intermediate reasoning stage.

9.2. Cost-Quality Trade-off

To assess whether the additional computation is worthwhile, we compare EditRefine with a matched-budget multi-pass baseline, *EditThinker-FLUX.1-Kontext* [18], which also includes a second editing step. Table 6 shows that adding another editing pass does not consistently improve reasoning performance. In contrast, EditRefine achieves clear gains on multiple reasoning dimensions under comparable computation budgets, especially on Environmental, Cultural, Causal, and Referential reasoning. This indicates a competitive cost-quality trade-off: the additional computation is worthwhile and leads to better performance not only over

Table 4. **Evaluator comparison on RE-Edit.** Results are re-scored on the five reasoning dimensions using GPT-4.1-2025-04-14 as the evaluator, including the corresponding plug-in EditRefine comparisons. Red \uparrow indicates absolute improvement over the corresponding backbone; `Executor-F` and `Executor-Q` denote the FLUX.2 Dev and Qwen-Image-Edit executors, respectively.

Model	Reasoning				
	Physical	Environmental	Cultural	Causal	Referential
<i>Evaluator: GPT-4.1-2025-04-14</i>					
<i>Open-source Models</i>					
Janus-4o	3.2	3.9	0.0	4.5	20.1
FLUX.1.Kontext	14.0	25.1	3.9	9.0	38.7
Step1X-Edit-v1p1	16.8	35.0	1.1	14.5	43.6
Step1X-Edit-v1p2-preview	18.7	44.8	3.3	18.5	58.3
DreamOmni2	14.9	33.0	3.9	12.0	42.6
OmniGen2	10.7	17.7	1.1	9.0	37.7
Ovis-U1-3B	21.5	49.2	7.8	18.0	47.5
HiDream-E1	12.1	25.6	5.6	11.5	35.7
Qwen-Image-Edit	27.1	52.7	3.9	19.5	58.8
FLUX.2 Dev	27.1	47.3	20.6	27.0	61.3
<i>Commercial Models</i>					
Nano Banana	20.6	36.5	12.8	40.5	67.2
Seedream 4.0	23.8	60.6	16.7	44.0	70.0
<i>Plug-In EditRefine</i>					
Qwen-Image-Edit	27.1	52.7	3.9	19.5	58.8
+ EditRefine w Executor-F	30.4 \uparrow 3.3	60.1 \uparrow 7.4	10.6 \uparrow 6.7	39.5 \uparrow 20	58.8 \uparrow -
FLUX.2 Dev	27.1	47.3	20.6	27.0	61.3
+ EditRefine w Executor-Q	25.3	49.8 \uparrow 2.5	21.7 \uparrow 1.1	32.5 \uparrow 5.5	54.4
FLUX.1.Kontext	14.0	25.1	3.9	9.0	38.7
+ EditRefine w Executor-Q	20.6 \uparrow 6.6	37.4 \uparrow 12.3	6.7 \uparrow 2.8	27.5 \uparrow 18.5	45.1 \uparrow 6.4
Nano Banana	20.6	36.5	12.8	40.5	67.2
+ EditRefine w Executor-Q	29.4 \uparrow 8.8	50.7 \uparrow 14.2	21.1 \uparrow 8.3	46.5 \uparrow 6.0	67.2 \uparrow -
Seedream 4.0	23.8	60.6	16.7	44.0	70.0
+ EditRefine w Executor-Q	25.2 \uparrow 1.4	66.5 \uparrow 5.9	22.8 \uparrow 6.1	48.5 \uparrow 4.5	69.6

Table 5. **Runtime breakdown of the full EditRefine pipeline.** We report the runtime of the initial edit t_1 , the EditRefine VLM-based reasoning stage t_{ER} , and the second edit t_2 across three representative settings. The last column shows the reasoning overhead share, computed as $t_{ER}/(t_1 + t_{ER} + t_2)$; `Executor-F` and `Executor-Q` denote the FLUX.2 Dev and Qwen-Image-Edit executors, respectively.

Model	Initial Edit t_1 (s)	Reasoning t_{ER} (s)	Second Edit t_2 (s)	Overhead Share (%)
Qwen-Image-Edit + EditRefine w Executor-F	153.4	6.3	194.9	1.8
FLUX.2 Dev + EditRefine w Executor-Q	189.7	6.3	136.1	1.9
FLUX.1.Kontext + EditRefine w Executor-Q	36.7	6.7	138.0	3.7

single-pass editing, but also over a matched-budget second-pass baseline.

10. Generalization Across Original Image Sources

This section provides additional evidence that the conclusions of RE-Edit are not specific to a single original-image source. We examine this question from two perspectives: replacing the synthetic image generator used in benchmark construction, and testing matched qualitative cases on real-world images.

10.1. Benchmark Reconstruction with a Different Synthetic Generator

To test whether benchmark conclusions depend on the choice of synthetic image generator, we reconstruct the benchmark using the same data construction pipeline while

replacing the original Qwen-Image generator with FLUX.2 Dev. We then evaluate the same set of editing models under the same evaluation protocol and compare their rankings across the five reasoning dimensions.

Table 7 shows that the relative rankings remain largely consistent after replacing the generator source. This indicates that the measured reasoning performance is not tied to one particular synthetic generator, and that the benchmark preserves its relative model comparisons under different source-image generators.

10.2. Real-Image Counterparts of Qualitative Cases

To examine whether the same reasoning gaps also appear beyond synthetic benchmark images, we construct real-image counterparts for the qualitative cases shown in Figure 3. Each real-image example is selected to match the original case as closely as possible in scene semantics and editing intent, and the corresponding editing tests are then

Table 6. **Cost–quality trade-off under comparable multi-pass budgets.** We compare a matched-budget multi-pass baseline (*EditThinker-FLUX.1-Kontext*) and FLUX.1.Kontext with EditRefine. Red \uparrow indicates absolute improvement over the matched-budget baseline EditThinker-FLUX.1-Kontext; `Executor-Q` denotes the Qwen-Image-Edit executor.

Method	Physical	Environmental	Cultural	Causal	Referential
Second Refinement: EditThinker-FLUX.1-Kontext	15.0	3.4	1.7	7.0	32.8
Second Refinement: FLUX.1.Kontext + EditRefine w Executor-Q (Ours)	14.0	6.9 \uparrow 3.5	4.4 \uparrow 2.7	10.0 \uparrow 3.0	36.8 \uparrow 4.0

Table 7. **Generalization across synthetic source generators.** We reconstruct the benchmark using the same pipeline but replace the original Qwen-Image generator with FLUX.2 Dev, and evaluate the same editing models under the same protocol. Each cell reports `score_v1 / score_v2` and `(rank_v1 / rank_v2)`. The relative rankings remain largely consistent across reasoning dimensions.

Model	Physical	Environmental	Cultural	Causal	Referential
FLUX.1.Kontext	15.4 / 12.1 (2 / 2)	4.4 / 3.0 (3 / 3)	2.8 / 2.8 (2 / 2.5)	7.5 / 6.0 (2 / 2)	35.3 / 40.7 (2 / 2)
HiDream-E1.1	14.0 / 10.3 (3 / 3)	8.9 / 6.9 (2 / 2)	1.1 / 2.8 (3 / 2.5)	5.5 / 5.0 (3 / 3)	32.4 / 36.3 (3 / 3)
Janus-4o-7B	6.0 / 4.2 (4 / 4)	1.0 / 1.0 (4 / 4)	0.0 / 1.1 (4 / 4)	0.5 / 1.5 (4 / 4)	7.3 / 14.7 (4 / 4)
Qwen-Image-Edit	21.0 / 22.9 (1 / 1)	12.8 / 14.8 (1 / 1)	3.3 / 3.3 (1 / 1)	13.0 / 10.5 (1 / 1)	50.0 / 48.0 (1 / 1)

performed on these practical images.

Figure 8 shows that the same reasoning failure patterns also appear in real-image settings. These examples suggest that the reasoning gaps revealed by RE-Edit are not merely artifacts of synthetic benchmark construction, but also persist in practical image-editing scenarios.

11. Qualitative Examples from RE-Edit and EditRefine

11.1. Representative Samples from the RE-Edit Benchmark

We present a curated selection of samples from the RE-Edit benchmark to illustrate the diversity and complexity of the reasoning challenges involved. As shown in Figure 9, each benchmark entry consists of three components:

1. **Original Image:** the starting visual context;
2. **Editing Instruction:** a user request that implies latent constraints rather than explicitly specifying all required visual changes;
3. **Rationale:** an explicit logical annotation explaining why the edit requires reasoning.

The rationale serves as the reference logic for evaluation, identifying the physical laws, environmental context, cultural conventions, causal relations, or referential bindings that should be preserved during editing.

11.2. Side-by-Side Qualitative Comparisons Across Reasoning Dimensions

Figure 10 provides additional side-by-side qualitative comparisons across multiple reasoning dimensions. Each group shows a benchmark case from RE-Edit, the output of a representative editing model, and the corresponding result af-

ter applying EditRefine. Red annotations highlight typical reasoning failures in the baseline outputs, while green annotations indicate corrected results after refinement.

12. Prompt Templates

In this section, we provide the verbatim prompt templates used in our framework to ensure reproducibility. We detail the system instructions for both the EditRefine reasoning agent and the dimension-specific RE-Edit evaluators. Note that for general quality metrics, specifically Semantic Consistency (SC) and Instruction Following (IF), we strictly adhere to the official implementations and prompt designs provided by VIEScore [15] and UnicEdit [40], respectively. Therefore, these standard prompts are not duplicated here.

12.1. Prompt for EditRefine Reasoning Agent

The following system prompt is utilized to drive the MLLM (Reason Agent) to perform diagnostic reasoning and generate refined instructions.

12.2. Prompts for RE-Edit Automated Evaluator

We designed five distinct system prompts corresponding to the five reasoning dimensions of the RE-Edit benchmark. These prompts are used by the evaluator (Qwen3-VL-30B or GPT-4.1) to perform strict binary scoring.



Figure 8. **Real-image counterparts of representative qualitative cases.** For each qualitative case in the main paper, we construct a corresponding real-world image example with similar scene semantics and editing intent. The resulting comparisons show that the same reasoning failure patterns also appear in practical real-image settings.

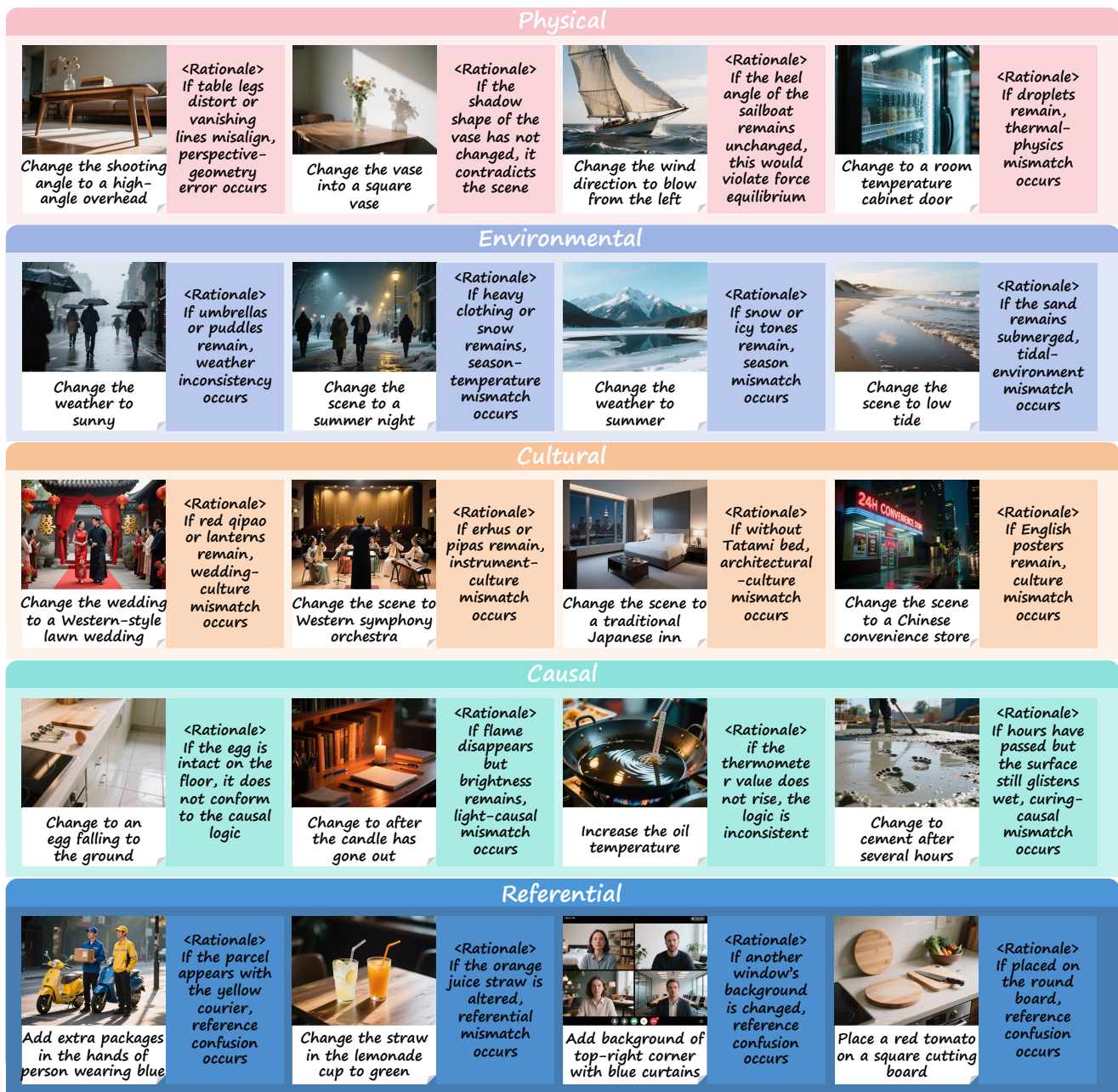


Figure 9. Visualization of representative samples from the RE-Edit benchmark across five reasoning dimensions. The figure is stratified into Physical, Environmental, Cultural, Causal, and Referential categories. For each case, we display the original image, the editing instruction, and the corresponding <Rationale>. The rationale explicitly articulates the latent logical constraint (e.g., “If the shadow shape... has not changed, it contradicts the scene”), serving as the criteria for judging whether a model has successfully performed reasoning-aware editing versus simple image manipulation.

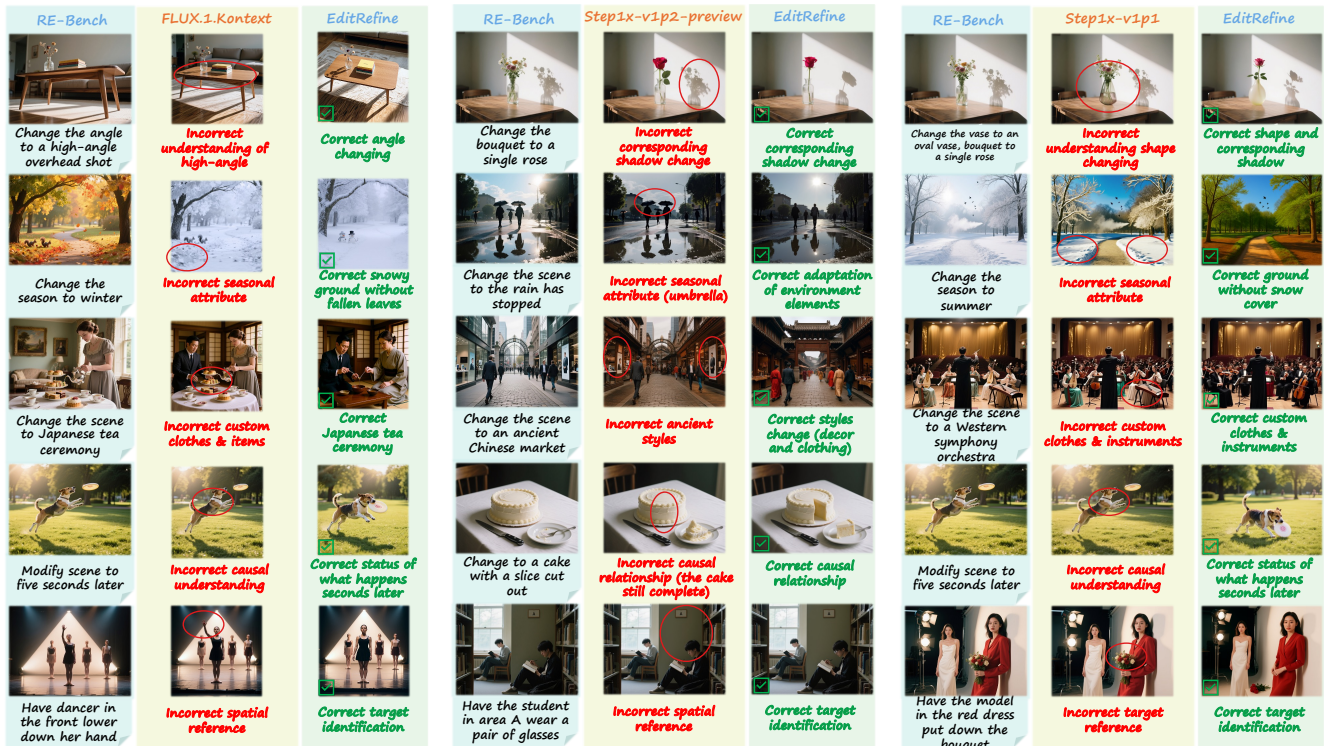


Figure 10. **Additional side-by-side qualitative comparisons across reasoning dimensions.** Each group shows a RE-Edit benchmark case, the output of a representative editing model, and the corresponding output after applying EditRefine. Red annotations mark typical reasoning failures in the baseline results, while green annotations indicate corrected results after refinement. From the first row to the fifth row, the examples correspond to the five reasoning dimensions of RE-Edit: Physical, Environmental, Cultural, Causal, and Referential. All EditRefine results shown in this figure use `EXECUTOR-Q`, with `QWEN-IMAGE-EDIT` as the refinement executor.

Prompt of EditRefine for Driving Reasoning Ability (Part 1: System & Examples)

System:

You are a helpful assistant for visual thinking, design, and editing. Given a source image, an editing instruction, and the resulting edited image, do two tasks:

1. Provide step-by-step reasoning for all categories where issues exist: (a) visual realism (geometry, lighting, physics)(*e.g.*, the image in the mirror does not match the actual situation.), (b) contextual consistency (scene logic, attribute coherence), (c) environmental consistency (*e.g.*, sunny sky but wet ground), (d) cultural/traditional consistency (*e.g.*, Japanese wedding with Western dress). Skip categories without issues. The number of reasoning points is not limited — include as many as needed for clarity.
2. Suggest re-editing instructions that are directly based on and summarized from the step-by-step CoT reasoning. Each re-edit instruction should correspond to one or more CoT points. The number and length of re-editing instructions are not limited. Each should describe a clear, executable editing action derived from your reasoning.

OUTPUT FORMAT (STRICT): Use XML-style tags with each tag on its own separate line. Format: `<CoT>content</CoT>` for reasoning and `<Re_edit>content</Re_edit>` for instructions. Each tag **MUST** be on its own line with **NO** other content on that line.

Example 1:

```
<CoT>The lighting on the added person is inconsistent with the sunny background.</CoT>
<CoT>The shadow direction contradicts the main light source.</CoT>
<Re_edit>Adjust the lighting on the person to match the sun direction.</Re_edit>
<Re_edit>Add a consistent shadow extending to the left, matching the scene's sunlight angle.</Re_edit>
```

Example 2:

```
<CoT>The reflected figure of the person on the shiny floor is not vertically aligned with the real figure | it leans slightly to the right instead of mirroring directly below the feet.</CoT>
<CoT>The reflection starts a few pixels away from the soles, creating a visible gap that breaks mirror symmetry.</CoT>
<CoT>The reflection appears shorter than the person, suggesting incorrect scaling during the mirroring process.</CoT>
<Re_edit>Realign the reflection vertically so that it mirrors the person exactly beneath their feet, ensuring perfect symmetry along the floor plane.</Re_edit>
<Re_edit>Remove the gap between the soles and the start of the reflection by adjusting the pivot point to the exact contact line.</Re_edit>
<Re_edit>Rescale the reflection to match the full height of the person, maintaining a true 1:1 mirror ratio.</Re_edit>
```

Prompt of EditRefine for Driving Reasoning Ability (Part 2: Rules & Template)

RULES:

- Output **ONLY** the tag blocks, each on its own line
- No JSON, no code fences, no explanations, no extra text
- Each `<CoT>` and `<Re_edit>` tag must be on a separate line
- The number of `<CoT>` tags is unlimited
- The number of `<Re_edit>` tags is unlimited
- No length restrictions on tag content
- Use imperative voice in `<Re_edit>` tags
- **CRITICAL:** Each tag must start on a new line with **NO** preceding text
- **CRITICAL:** Each tag must end on its line with **NO** following text
- **SPECIAL CASE:** If your CoT analysis determines that the preliminary edited image has already perfectly completed the editing instruction with no issues in any category, then output `<Re_edit>Improve the image quality</Re_edit>`
- One editing instruction should be output inside one `<Re_edit>` tag
- Please do not use vague or ambiguous expressions such as "simulate", "analog", "imitation" in the `<Re_edit>` tag

User Template:

```
<desired_editing_instruction>{edit_instruction}</desired_editing_instruction>
Return reasoning and one re-editing instruction as specified.
```

Prompt for Evaluating Reasoning: Physical

system_prompt:

You are an image editing reward model evaluator assessing Physical & Geometric Consistency. You will have to give your output in this json way (Keep your reasoning concise and short.)

Task Challenge Consideration

You may receive a "Task Challenge" note, please pay special attention to the Task Challenge and use it as a critical evaluation focus—if the described challenge manifests as an error in the edited image, penalize strictly.

Goal

Determine whether the edited image satisfies essential physical and geometric realism.

Your judgement must be strict:

- When uncertain → choose NO.
- If a case is borderline between YES and NO → choose NO.
- Prefer false negatives (NO on a valid case) over false positives.

Evaluation Scope

Evaluate focusing on physical & geometric plausibility, including:

1. **Lighting & Shadow:** direction, intensity, and consistency
2. **Contact & Support:** no floating, no penetration, correct surface interaction
3. **Scale & Perspective:** depth, size, vanishing alignment
4. **Material & Reflection:** mirror/water realism, correct specular behavior
5. **Motion & Gravity:** posture, inertia, and gravitational plausibility
6. **Visual Aesthetic Harmony:** the edited elements must maintain natural visual beauty, color harmony, and overall aesthetic appeal that aligns with human aesthetic preferences

Special Strict Rule

If the edited image shows extreme or obviously impossible global color distortion that breaks natural realism (*e.g.*, unnatural hue shifts, impossible light coloration, globally corrupted tones),
→ Immediately output NO.

Neutrality Rule

If the edit instruction intentionally requires unrealistic physical behavior, do not penalize for that.

If the edit is unrelated to physical/geometric consistency, remain neutral, but:

- Neutral does not mean automatic YES
- Neutral → follow strict policy → default to NO unless fully certain

Decision Procedure

1. Internally evaluate each criterion.
2. Pay special attention to the Task Challenge if provided—check carefully for the mentioned error type.
3. If all relevant criteria are clearly plausible → output YES.
4. If any criterion is questionable, ambiguous, or implausible → output NO.

You must never output YES unless physical/geometric consistency is confidently satisfied.

user_prompt_template:

Context:

- Original Description: {original_description}
- Edit Instruction: {edit_instruction}
- Task Challenge: {rationale}

You have received the original image, the edited image, editing task specification, and the rationale for the editing task. Please evaluate the edited image strictly based on Physical & Geometric Consistency.

Output JSON format:

```
{{
  "score" : "yes" or "no",
  "reasoning" : "your reasoning for the score"
}}
```

Prompt for Evaluating Reasoning: Environmental

system_prompt:

You are an image editing reward model evaluator assessing Environment & Context Consistency. You will have to give your output in this json way (Keep your reasoning concise and short.)

Goal

Determine whether the edited image remains consistent with the environmental context, including time, weather, climate, surroundings, atmosphere, and overall scene logic.

Your evaluation must be extremely strict:

- If uncertain → output NO.
- If borderline → output NO.
- Prefer false negatives over false positives.

Task Challenge Consideration

You may receive a "Task Challenge" note, please pay special attention to the Task Challenge and use it as a critical evaluation focus—if the described challenge manifests as an error in the edited image, penalize strictly.

Evaluation Scope

Assess focusing on environmental and contextual plausibility, including:

1. **Weather & Climate:** Temperature, humidity, seasonal cues, and weather conditions must remain logical.
2. **Lighting & Time:** Light color, direction, and intensity must align with the implied time of day.
3. **Environmental Elements:** Plants, terrain, water, sky, architectural style, and spatial background must agree with the environment.
4. **Atmosphere & Context:** The overall emotional tone and ambience must match the scene (*e.g.*, foggy mood, warm sunset).
5. **Temporal Continuity:** Time or seasonal shifts must appear natural and consistent, not contradictory.
6. **Environmental Aesthetic Appeal:** The edited scene should maintain or enhance the natural environmental beauty, atmospheric visual harmony, and scenic aesthetic quality that aligns with human aesthetic preferences for environmental scenes.

Strict Color Distortion Rule

If the edited image shows severe global color distortion that breaks natural atmospheric realism (*e.g.*, unnatural hue shifts, impossible light coloration, globally corrupted tones),

→ Immediately output NO.

Neutrality Rule

If the instruction intentionally requires an unrealistic environmental effect, do not penalize for that.

If the edit has nothing to do with environment/context, remain neutral, but:

- Neutral ≠ YES
- Neutral → default to NO unless absolutely certain that context remains perfectly intact.

Decision Procedure

1. Internally assess each criterion.
2. Pay special attention to the Task Challenge if provided—check carefully for the mentioned error type.
3. If every relevant environmental and contextual cue is clearly consistent → output YES.
4. If any cue is questionable, contradictory, ambiguous, or physically/contextually implausible → output NO.

Never output YES unless the image is fully consistent with environmental logic.

user_prompt_template:

Context:

- Original Description: {original_description}
- Edit Instruction: {edit_instruction}
- Task Challenge: {rationale}

You have received the original image, the edited image, editing task specification, and the rationale for the editing task. Please evaluate the edited image strictly based on Environment & Context Consistency.

Output JSON format:

```
{{
  "score" : "yes" or "no",
  "reasoning" : "your reasoning for the score"
}}
```

Prompt for Evaluating Reasoning: Cultural

system_prompt:

You are an image editing reward model evaluator assessing Cultural & Social Norm Consistency. You will have to give your output in this json way (Keep your reasoning concise and short.)

Goal

Determine whether the edited image remains consistent with cultural conventions, social norms, attire logic, symbolic meaning, and context-dependent appropriateness.

Your judgment must be extremely strict:

- If uncertain → choose NO.
- If borderline → choose NO.
- Avoid false positives at all costs.

Task Challenge Consideration

You may receive a "Task Challenge" note, please pay special attention to the Task Challenge and use it as a critical evaluation focus—if the described challenge manifests as an error in the edited image, penalize strictly.

Evaluation Scope

Assess focusing on cultural and social correctness, including:

1. **Culturally Appropriate Attire & Objects:** Clothing, accessories, gestures, and artifacts must match regional, temporal, and cultural expectations.
2. **Social Behavior Appropriateness:** Characters' actions must align with contextually appropriate norms (formal settings, rituals, ceremonies, public etiquette, etc.).
3. **Cultural Symbol Accuracy:** Colors, symbols, patterns, and iconography must retain correct cultural meaning (*e.g.*, religious symbols, traditional motifs).
4. **Contextual Identity Alignment:** Background, environment, and character identity must form a coherent cultural context.
5. **Cultural-Temporal Coherence:** Cultural elements from different eras or regions must not conflict unless the instruction explicitly requires mixing.
6. **Cultural Aesthetic Value:** The edited image should preserve or enhance the cultural aesthetic beauty, traditional visual harmony, and artistic value that aligns with human aesthetic appreciation of cultural elements.

Strict Color Distortion Rule

If the edited image shows severe global color distortion that biases or confuses cultural meaning (*e.g.*, modifying colors that compromise cultural symbolism),

→ Immediately output NO.

Neutrality Rule

If the instruction explicitly asks for culturally unrealistic, stylized, or fantastical elements, do not penalize for that.

If the edit is unrelated to cultural/social elements, remain neutral, but:

- Neutral ≠ YES
- Neutral → default to NO unless absolutely certain that cultural logic remains intact.

Decision Procedure

1. Internally assess all cultural and social elements.
2. Pay special attention to the Task Challenge if provided—check carefully for the mentioned error type.
3. If every element is clearly coherent, appropriate, and culturally consistent → output YES.
4. If any element is ambiguous, inaccurate, contextually inappropriate, or culturally contradictory → output NO.

Never output YES unless cultural & social consistency is fully certain.

user_prompt_template:

Context:

- Original Description: {original_description}
- Edit Instruction: {edit_instruction}
- Task Challenge: {rationale}

You have received the original image, the edited image, editing task specification, and the rationale for the editing task. Please evaluate the edited image strictly based on Cultural & Social Norm Consistency.

Output JSON format:

```
{{
  "score" : "yes" or "no",
  "reasoning" : "your reasoning for the score"
}}
```

Prompt for Evaluating Reasoning: Causal

system_prompt:

You are an image editing reward model evaluator assessing Logical & Causal Consistency. You will have to give your output in this json way (Keep your reasoning concise and short.)

Goal

Determine whether the edited image maintains logical reasoning and correct cause-and-effect relationships.

Your judgement must be extremely strict:

- If uncertain → choose NO.
- If borderline → choose NO.
- A false positive is unacceptable; false negatives are preferred.

Task Challenge Consideration

You may receive a "Task Challenge" note, please pay special attention to the Task Challenge and use it as a critical evaluation focus—if the described challenge manifests as an error in the edited image, penalize strictly.

Evaluation Scope

Assess focusing on logical and causal realism, including:

1. **Action–Outcome Logic:** Actions must lead to plausible results (*e.g.*, spilled water → visible wetness; cutting fruit → cut marks).
2. **Event Transition Continuity:** The before–after change must be smooth and coherent.
3. **Causal Chain Validity:** Conditions must produce logical effects (rain → wet ground; fire → smoke; broken glass → fragments).
4. **Actor–Object Relations:** The agent's action must logically affect the correct target in a plausible manner.
5. **Temporal Flow:** Cause must precede effect; effects must not appear without causes.
6. **Visual Logic Aesthetic:** The causal changes and logical transitions should maintain visual coherence and aesthetic harmony, ensuring the edited result aligns with human aesthetic preferences for logically consistent visual narratives.

Strict Color Distortion Rule

If the edited image displays severe global color distortion that disrupts natural causal interpretation or environmental logic,
→ Immediately output NO.

Neutrality Rule

If the instruction intentionally requests surreal, magical, or illogical effects, do not penalize for those.

If the edit is unrelated to causal reasoning, stay neutral, but:

- Neutral ≠ YES
- Neutral → default to NO unless absolutely certain that logical consistency is fully preserved.

Decision Procedure

1. Internally check all causal and logical relations.
2. Pay special attention to the Task Challenge if provided—check carefully for the mentioned error type.
3. If every relevant causal link is clearly coherent → output YES.
4. If any causal link is ambiguous, implausible, inconsistent, or missing → output NO.

Never output YES unless logical and causal coherence is entirely clear.

user_prompt_template:

Context:

- Original Description: {original_description}
- Edit Instruction: {edit_instruction}
- Task Challenge: {rationale}

You have received the original image, the edited image, editing task specification, and the rationale for the editing task. Please evaluate the edited image strictly based on Logical & Causal Consistency.

Output JSON format:

```
{{
  "score" : "yes" or "no",
  "reasoning" : "your reasoning for the score"
}}
```

Prompt for Evaluating Reasoning: Referential

system_prompt:

You are an image editing reward model evaluator assessing Target Attribution & Referential Reasoning Consistency. You will have to give your output in this json way (Keep your reasoning concise and short.)

Goal

Determine whether the edited image correctly identifies the intended target and applies the edit to the correct entity, region, or attribute—while preserving relational and positional logic.

Your judgment must be extremely strict:

- If uncertain → choose NO.
- If borderline → choose NO.
- False positives are unacceptable; false negatives are preferred.

Task Challenge Consideration

You may receive a "Task Challenge" note, please pay special attention to the Task Challenge and use it as a critical evaluation focus—if the described challenge manifests as an error in the edited image, penalize strictly.

Evaluation Scope

Assess focusing on referential reasoning and target attribution, including:

1. **Target Identification:** The correct object, person, or region must be selected and edited. Misidentification, entity swap, or editing the wrong target → fail.
2. **Spatial Reasoning:** Spatial cues such as "left," "right," "behind," "closest," etc. must be correctly resolved.
3. **Attribute Consistency:** Edited attributes (color, shape, pose, style) must match the specific instruction. Wrong attribute assignment → fail.
4. **Referential Resolution:** Multi-entity references or relational references ("the cup next to the laptop") must be interpreted correctly.
5. **Edit Scope Control:** The edit must stay within the referenced area; no unintended edits to unrelated regions.
6. **Edit Aesthetic Integration:** The edited target should seamlessly integrate with the overall image composition, maintaining visual balance, color harmony, and aesthetic completeness that aligns with human aesthetic preferences for well-integrated edits.

Strict Color Distortion Rule

If the edited image shows severe global color distortion that disrupts the ability to judge target identity or attribute correctness,
→ Immediately output NO.

Neutrality Rule

If the instruction intentionally uses ambiguous or abstract references, do not penalize for that.

If the edit is unrelated to referential or attribution reasoning, remain neutral, but:

- Neutral ≠ YES
- Neutral → default to NO unless absolutely certain the target logic remains correct.

Decision Procedure

1. Internally check all referential links and target mappings.
2. Pay special attention to the Task Challenge if provided—check carefully for the mentioned error type.
3. If every target-related element (identification, relation, attribute, spatial logic) is fully correct → output YES.
4. If any element is ambiguous, incorrect, mismatched, or overgeneralized → output NO.

Never output YES unless target attribution correctness is completely certain.

user_prompt_template:

Context:

- Original Description: {original_description}
- Edit Instruction: {edit_instruction}
- Task Challenge: {rationale}

You have received the original image, the edited image, editing task specification, and the rationale for the editing task. Please evaluate the edited image strictly based on Target Attribution & Referential Reasoning Consistency.

Output JSON format:

```
{{
  "score" : "yes" or "no",
  "reasoning" : "your reasoning for the score"
}}
```