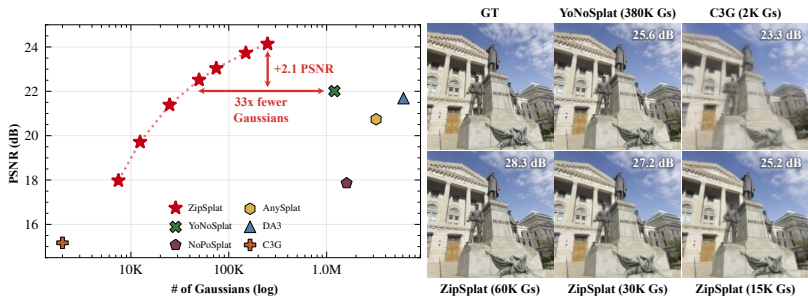


# ZipSplat: Fewer Gaussians, Better Splats

Alexander Veicht<sup>1</sup> Sunghwan Hong<sup>\*1</sup> Dániel Baráth<sup>1</sup> Marc Pollefeys<sup>1,2</sup>

<sup>1</sup> ETH Zürich <sup>2</sup> Microsoft



**Fig. 1:** ZipSplat decouples Gaussians from the pixel grid, achieving higher quality with far fewer gaussians in under a second. *Left:* PSNR vs. number of Gaussians on DL3DV (24 input views). Each red star is a *single* ZipSplat model evaluated at a different compression ratio  $r$ . Compared to YoNoSplat [40], ZipSplat uses up to  $33\times$  fewer Gaussians at comparable quality, and gains  $\sim 2.1$  dB with  $6\times$  fewer Gaussians. *Right:* YoNoSplat [40] requires 380K Gaussians to reach a quality that ZipSplat matches with 15K – and surpasses at 30K and 60K. C3G [1] lacks the capacity for fine detail.

**Abstract.** Feed-forward 3D Gaussian Splatting methods reconstruct a scene from posed or pose-free images in a single forward pass, yet current approaches predict one Gaussian per input pixel, tying the representation budget to camera resolution rather than scene complexity. A flat wall and a richly textured object thus produce equally many Gaussians despite very different geometric needs. We propose ZipSplat, a token-based feed-forward model that decouples Gaussian placement from the pixel grid. A multi-view backbone extracts dense visual tokens, and k-means clustering compresses them into a compact set of scene tokens. Cross- and self-attention refine these tokens, and a lightweight MLP decodes each into a group of Gaussians with unconstrained 3D positions. Because clustering is applied at inference, a single trained model spans the quality–efficiency curve without retraining. ZipSplat operates without ground-truth poses or intrinsics, yet sets a new state of the art on DL3DV and RealEstate10K with  $\sim 6\times$  fewer Gaussians than pixel-aligned methods, surpassing the best pose-free baseline by 2.1 dB and 1.2 dB PSNR, respectively. It further generalizes zero-shot to Mip-NeRF360 and ScanNet++, outperforming all comparable baselines. Our project page is at <https://veichta.com/zipsplat>.

**Keywords:** 3D Gaussian Splatting · Feed-Forward Reconstruction · Novel View Synthesis

\* Corresponding author

# 1 Introduction

3D Gaussian Splatting (3DGS) [12, 16, 44] represents scenes as sets of anisotropic 3D Gaussians rendered via differentiable rasterization, enabling fast, explicit, and high-quality view synthesis. However, the standard per-scene optimization [9, 10, 44] requires minutes to hours and dense multi-view input. Feed-forward methods sidestep this cost [5, 6, 14, 41, 47], predicting Gaussians from sparse images in a single network pass. By leveraging powerful multi-view priors [15, 18, 19, 35–37], recent architectures have closed much of the quality gap with per-scene optimization, making instantaneous 3D reconstruction practical.

Despite their architectural differences, these feed-forward methods share one inductive bias: Gaussian predictions are tied to input pixels, typically placed along each viewing ray. This per-pixel formulation is effective since every prediction corresponds to an observed surface, anchoring 3D placement to the geometry from the first training iteration. The consequence, however, is that the Gaussian budget is determined by 2D camera resolution rather than 3D scene content.

This pixel-Gaussian coupling introduces three inefficiencies. First, a flat wall and a richly textured object receive the same Gaussian capacity simply because they occupy the same number of pixels. Second, overlapping views produce duplicate Gaussians for the same surface, growing memory linearly with the number of input images without a proportional gain in quality. Third, because every prediction is anchored to an observed viewing ray, these methods struggle to extend coverage into occluded or unobserved regions.

All three problems trace back to a single design choice: tying the 3D representation to a 2D spatial grid [5]. We propose to break this by treating the scene not as a grid of pixels but as a compact set of scene tokens. Freed from the 2D grid, the network concentrates Gaussians where geometry is complex and implicitly merges redundant observations across views.

We introduce ZipSplat, a feed-forward architecture that decouples Gaussian placement from image pixels. A multi-view foundation model [19, 35] extracts visual tokens, which cross- and self-attention layers aggregate and refine into scene tokens. A lightweight MLP then decodes each token into a group of Gaussians with unconstrained 3D positions. These tokens can be compressed via k-means clustering in feature space before decoding. To stabilize training without the implicit grounding that pixel alignment provides, we apply an explicit geometric supervision loss that pulls unconstrained Gaussians toward valid scene surfaces.

Together, free 3D placement and token compression let ZipSplat predict fewer Gaussians while producing better splats. A single trained ZipSplat model spans the entire quality–efficiency curve (Fig. 1), from a high-fidelity to a compact reconstruction, selected by one compression ratio set during inference. On DL3DV and RealEstate10K, ZipSplat reaches state-of-the-art pose-free novel view synthesis while predicting  $6\times$  fewer Gaussians than pixel-aligned methods, and its quality remains stable as context views grow, where per-pixel methods degrade. In summary, we make the following contributions:

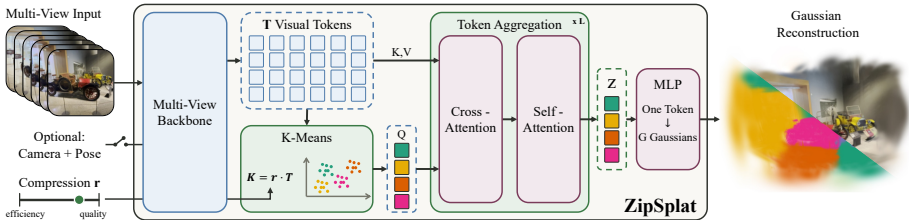
- We introduce ZipSplat, a feed-forward 3DGS architecture that treats scenes as compact sets of scene tokens, decoupling Gaussian placement from the 2D pixel grid and adapting capacity to scene content.
- We propose a token compression mechanism via feature-space clustering that gives a single trained model a continuous inference-time knob to adjust the Gaussian budget without retraining.
- We set a new state of the art for pose-free novel view synthesis on DL3DV and RealEstate10K while predicting fewer Gaussians than pixel-aligned baselines. ZipSplat further generalizes zero-shot to Mip-NeRF360 and ScanNet++, scaling gracefully as context views grow where pixel-aligned methods degrade.

## 2 Related Work

**Novel view synthesis.** Recovering 3D structure from posed images has progressed from classical multi-view stereo [26, 30, 31] to learned neural representations. Neural Radiance Fields [2, 3, 23, 25] fit continuous volumetric functions to multi-view images, achieving photorealistic novel views but requiring hours of per-scene optimization. 3D Gaussian Splatting (3DGS) [12, 16, 29, 44, 49] replaces these implicit functions with explicit anisotropic primitives, accelerating rendering to real time while retaining high fidelity. Scaffold-GS [22] further improves efficiency by anchoring Gaussians to sparse neural features and decoding multiple primitives per anchor, adapting capacity locally to scene geometry. All these methods, however, require dense input and slow per-scene optimization.

**Feed-forward 3D Gaussian Splatting.** Feed-forward methods remove this limitation by predicting Gaussians from sparse images in a single forward pass. Early approaches strengthen the geometry backbone, progressing from epipolar cross-view reasoning [5] to dense cost-volume matching [6, 39]. Subsequent architectures scale to high-resolution multi-view inputs using patchified transformers [7, 45]. A parallel line of work relaxes the pose requirement. NoPoSplat [41], Splatt3R [32], and PF3plat [11] predict all Gaussians in a canonical first-view frame, while SPFSplat [13] drops ground-truth poses via self-supervised reprojection. AnySplat [14], FLARE [47], and the concurrent YoNoSplat [40] jointly estimate cameras and geometry from fully uncalibrated input, the setting ZipSplat targets. Despite their diversity, most of these methods share one inductive bias: pixel-aligned Gaussians are predicted along their viewing rays, tying the Gaussian budget to camera resolution rather than scene content and producing redundant Gaussians in overlapping views. Flash3D [34] adds learned offsets but stays ray-anchored.

**Towards compact Gaussian representations.** Several methods [17, 24] reduce the resulting redundancy but apply post-hoc reductions rather than resolving the pixel-aligned bottleneck. Long-LRM [7] prunes low-opacity Gaussians, AnySplat [14] merges predictions via differentiable voxelization, and FreeSplat [38] fuses overlapping per-view Gaussians. GGN [48] deduplicates pixel-aligned Gaussians across views with a graph network, while TinySplat [33] compresses feed-forward outputs in a separate stage. EcoSplat [27] first learns dense pixel-aligned Gaussians, then fine-tunes with an opacity loss to reduce the count. In every case, the



**Fig. 2: Overview of ZipSplat.** Given  $N$  input images, a multi-view backbone extracts dense visual tokens, which are compressed via k-means clustering into  $K$  scene tokens. Cross- and self-attention layers refine the scene tokens by attending back to the full visual tokens, and a lightweight MLP decodes each token into  $G$  Gaussians with unconstrained 3D positions. The compression ratio  $r$  is adjustable at inference, giving a single model a continuous quality-efficiency knob.


full per-pixel set is predicted first and only then reduced, leaving the pixel-aligned formulation that creates the redundancy untouched.

We instead predict the compact set directly, decoding each Gaussian from a learned token rather than a pixel ray. The concurrent C3G [1] shares this goal with a DETR-style [4] decoder, but its fixed, scene-independent queries cannot adapt to scene complexity, and quality degrades beyond 2K queries. ZipSplat forms its tokens dynamically from the backbone’s multi-view representations, so the budget scales with input views and scene complexity, and a single trained model spans the quality–efficiency curve by adjusting compression at inference.

### 3 ZipSplat: Decoupling Gaussians from the Pixel Grid

A 3D Gaussian scene [16] consists of a set of primitives, each parameterized by a center  $\boldsymbol{\mu} \in \mathbb{R}^3$ , scales  $\mathbf{s} \in \mathbb{R}^3$ , rotation  $\mathbf{q} \in \mathbb{R}^4$ , opacity  $\alpha \in [0, 1]$ , and spherical-harmonic color coefficients  $\mathbf{c} \in \mathbb{R}^C$ . Feed-forward methods predict these parameters from  $N$  input images in a single pass. Most of these methods anchor each Gaussian to a pixel, placing its center on the viewing ray at a predicted depth  $d$ ,  $\boldsymbol{\mu} = \mathbf{o} + d\mathbf{r}$ , with camera origin  $\mathbf{o}$  and ray direction  $\mathbf{r}$ . Predicting along the ray is a natural and effective choice, reducing 3D placement to a single depth per pixel and keeping each Gaussian on an observed surface.

**Overview.** ZipSplat predicts Gaussians from a compact set of scene tokens rather than from pixels (Fig. 2). A multi-view backbone first extracts dense visual tokens from the  $N$  images, which k-means clustering compresses into  $K$  scene tokens, with  $K$  set by a compression ratio at inference (Sec. 3.1). Cross- and self-attention refine these tokens, and a lightweight MLP decodes each into a group of  $G$  Gaussians with free 3D positions (Sec. 3.2). Free 3D placement is the source of ZipSplat’s adaptivity, and also its main training difficulty: with no ray to anchor it, a Gaussian can land outside every camera’s view, where no rendering loss can pull it back. We compensate with a careful training setup combining geometric supervision, initialization, and progressive scheduling (Sec. 3.3).



**Fig. 3: Pixel-aligned *vs.* token-based Gaussian placement.** For each method we show a novel-view rendering (left) and the Gaussian centers (right). YoNoSplat (a) distributes centers uniformly across the views, mirroring the 2D pixel grid regardless of scene content. ZipSplat (b) places Gaussians freely in 3D, concentrating them on geometrically detailed regions while allocating fewer to flat surfaces like walls and floors.


### 3.1 From Multi-View Images to Scene Tokens

To decode Gaussians from scene content rather than pixels, ZipSplat first turns the  $N$  input views into a compact set of scene tokens. This means moving from the dense, redundant visual tokens a backbone produces, each tied to a single view, to a smaller, scene-level set.

**Multi-view tokens.** Given  $N$  input images, ZipSplat extracts a dense set of  $T$  visual tokens at multiple scales using a pretrained multi-view foundation model, capturing both fine local detail and coarse global structure. Although our architecture is backbone-agnostic, we instantiate it with DA3 [19] for its robust cross-view attention. When ground-truth poses and intrinsics are available, DA3 converts them into camera tokens that replace the CLS token before cross-view attention, broadcasting metric geometry across the sequence. Without camera priors, the backbone falls back to learned embeddings, so a single model handles both calibrated and uncalibrated inputs.

**Compression by clustering.** Overlapping views describe the same surfaces many times, making the  $T$  visual tokens highly redundant. We compress them via k-means clustering in feature space, which aggregates similar tokens into  $K = r \cdot T$  cluster centers, the initial scene tokens  $\mathbf{z}$ . Clustering in feature space rather than spatial coordinates groups tokens by geometric and semantic similarity: redundant observations of the same surface from different views merge, while tokens covering distinct regions remain separate. The compression ratio  $r \in (0, 1]$  is a continuous inference-time knob: lowering  $r$  reduces the Gaussian budget without retraining, giving the user direct control over the quality–efficiency trade-off.

**Token refinement.** Clustering makes the scene tokens compact but lossy: averaging blurs the fine detail the original tokens carried. Each scene token queries the full set of visual tokens through cross-attention, restoring the detail lost to k-means averaging. Self-attention then gives every scene token global context, so each knows what the scene contains and which part it covers.



**Fig. 4: Gaussians from a single token cluster spatially.** Each token’s  $G$  Gaussians are rendered with a shared random color (left of each pair); the corresponding novel view is shown on the right. Without explicit spatial supervision, Gaussians from the same token self-organize into coherent groups: broad clusters cover flat surfaces like walls, while compact groups capture fine detail and edges.

### 3.2 Decoding Gaussians without Rays

ZipSplat decodes each scene token into Gaussians with a single lightweight MLP. Two choices free it from the pixel grid: each Gaussian is placed directly in 3D, and each token produces a small group of them.

**Free 3D placement.** After token refinement, a lightweight two-layer MLP decodes each scene token  $\mathbf{z}$  into Gaussian parameters: positions  $\boldsymbol{\mu}$ , scales  $\mathbf{s}$ , rotations  $\mathbf{q}$ , opacities  $\alpha$ , and color coefficients  $\mathbf{c}$ . The MLP predicts 3D centers via an inverse-log activation [35] as follows:

$$\boldsymbol{\mu} = \phi(\text{MLP}(\mathbf{z})), \quad \text{where } \phi(x) = \text{sign}(x)(\exp(|x|) - 1), \quad (1)$$


mapping network outputs to unconstrained 3D coordinates. This removes the ray constraint, letting the network place Gaussians according to scene content rather than pixel location. Figure 3 illustrates the effect: per-pixel methods distribute centers uniformly on the 2D grid, whereas ZipSplat concentrates Gaussians on fine geometric detail and allocates fewer to flat surfaces like floors and walls.

**One token, many Gaussians.** Each scene token encodes a local 3D region whose geometric variation a single Gaussian cannot capture, so the MLP decodes it into a group of  $G$  Gaussians. Critically,  $G$  is far smaller than the number of pixels per patch that pixel-aligned methods predict. Free 3D placement makes this possible: each Gaussian adapts its position and shape to local geometry, covering what would require many ray-anchored primitives.

Even without explicit spatial supervision, the  $G$  Gaussians from a single token naturally self-organize according to the underlying geometry. As visualized in Fig. 4, they form broad clusters over flat surfaces like walls while packing tightly to capture fine detail and edges in complex regions.

### 3.3 Training

Free 3D placement sacrifices the implicit geometric grounding of ray-anchored methods, so ZipSplat restores it with geometric supervision, careful initialization, and progressive schedules.



**Fig. 5: Qualitative comparison on DL3DV** from 6 to 128 input views. ZipSplat maintains sharp, detailed reconstructions as input coverage increases, whereas YoNoSplat and DA3 produce blurrier renders despite using an order of magnitude more Gaussians. C3G lacks representational capacity with only 2K fixed Gaussians.

**Geometric supervision.** Unconstrained 3D placement removes the implicit guarantee that predicted Gaussians fall within target camera frustums. Gaussians outside the viewing volume receive no rendering gradients, and photometric losses alone cannot guide them back into the scene. To guide placement, we apply a one-directional Chamfer loss [8]  $\mathcal{L}_{\text{geo}}$  against ground-truth 3D points  $\mathcal{P}$  back-projected from depth maps,

$$\mathcal{L}_{\text{geo}} = \frac{1}{|\mathcal{G}|} \sum_{\mu \in \mathcal{G}} \min_{\mathbf{p} \in \mathcal{P}} \|\mu - \mathbf{p}\|^2, \quad (2)$$

where  $\mathcal{G}$  is the set of predicted Gaussian means. This pulls stray Gaussians toward valid scene surfaces. The reverse direction is deliberately omitted: uncovered ground-truth points incur no penalty. A bidirectional loss would force uniform

coverage over all points, recreating the rigid spatial grid we aim to avoid and destroying the adaptive clustering from Sec. 3.2. To prevent the geometric prior from overriding fine-grained photometric supervision, we detach the gradient of  $\mathcal{L}_{\text{geo}}$  for Gaussians that already contribute to the rendered target views.

**Rendering losses.** Following prior work [5, 6, 16], rendered target views are supervised with an  $L_1$  photometric loss  $\mathcal{L}_{\text{rgb}} = \|\hat{I} - I\|_1$  and an LPIPS perceptual loss  $\mathcal{L}_{\text{lpiips}}$  [46]. We additionally apply an  $L_1$  depth loss  $\mathcal{L}_{\text{depth}} = \|\hat{d} - d\|_1$  [14, 39] between the rendered depth and the ground-truth depth maps to further stabilize geometry. The total training objective is

$$\mathcal{L} = \mathcal{L}_{\text{rgb}} + \lambda_{\text{lpiips}} \mathcal{L}_{\text{lpiips}} + \lambda_{\text{geo}} \mathcal{L}_{\text{geo}} + \lambda_{\text{depth}} \mathcal{L}_{\text{depth}}. \quad (3)$$

**Initialization.** Pixel-aligned methods initialize Gaussians on viewing rays near observed surfaces, so they receive valid rendering gradients from the first iteration [11, 39, 41]. Free 3D placement removes this early signal, so we make three initialization choices. First, *coupled initialization* starts all  $G$  Gaussians of a token with identical parameters, forcing the model to learn coarse placement before differentiating. Second, low initial opacity keeps Gaussians nearly transparent, preventing early occlusions and letting rendering gradients reach deeper layers. Third, we normalize scene geometry to unit scale and bias initial positions in front of the reference camera, inside the expected viewing frustum.

**Progressive schedules.** Training scales in complexity along two axes. First, the number of context views  $N$  grows from 2 to 24, establishing stereo priors before introducing multi-view redundancy. Second, the compression ratio follows a cosine schedule from  $r=1.0$  down to  $r_{\text{min}}$ ; at each step,  $r$  is sampled uniformly in  $[r_{\text{min}}, 1.0]$ , exposing the network to variable token densities and making compression a continuous inference-time parameter. Because unique scene content grows sublinearly with view overlap, we set  $r_{\text{min}} = 0.5\sqrt{2/N}$ .

## 4 Experiments

We compare ZipSplat to pixel-aligned feed-forward methods on in-domain (Sec. 4.2) and unseen (Sec. 4.3) benchmarks, analyze the quality–efficiency trade-off (Sec. 4.4), ablate our design choices (Sec. 4.5), and show qualitative results in Fig. 5.

### 4.1 Implementation Details

**Architecture.** The multi-view backbone is initialized from DA3-Giant [19], whose multi-scale visual tokens are fused into scene tokens via three cross- and self-attention blocks with a color skip connection [41]. Each token decodes  $G=32$  Gaussians,  $6\times$  fewer than the  $14^2=196$  per patch of pixel-aligned methods.

**Training.** We implement ZipSplat in PyTorch [28] and use gsplat [42] for differentiable rasterization. We optimize with AdamW [21] ( $\text{lr}=3\times 10^{-4}$ , weight decay 0.05), fine-tuning the pretrained backbone at  $0.1\times$  the base rate. The

**Table 1: Novel view synthesis on DL3DV under various input settings.** We report results with 6, 12, and 24 input views, where  $P$ ,  $K$  denote ground-truth poses and intrinsics. #Gs denotes the total number of predicted Gaussians. †Numbers taken from the YoNoSplat [40]. We color the **best** and **second best** within each category.

Method	$P$	$K$	6v				12v				24v			
			#Gs	PSNR $\uparrow$	SSIM $\uparrow$	LPIPS $\downarrow$	#Gs	PSNR $\uparrow$	SSIM $\uparrow$	LPIPS $\downarrow$	#Gs	PSNR $\uparrow$	SSIM $\uparrow$	LPIPS $\downarrow$
MVSplat <sup>†</sup> [6]	✓	✓	393K	22.66	0.760	0.173	786K	21.29	0.709	0.224	1.6M	19.98	0.662	0.269
DepthSplat <sup>†</sup> [39]	✓	✓	393K	23.42	0.797	<b>0.136</b>	786K	21.91	0.753	<b>0.179</b>	1.6M	20.09	0.690	0.240
DA3 [19]	✓	✓	1.5M	23.99	0.805	0.158	3.0M	22.84	0.758	0.190	6.1M	21.70	0.710	0.230
<b>ZipSplat</b>	✓	✓	62K	<b>25.34</b>	<b>0.810</b>	0.169	124K	<b>24.37</b>	<b>0.773</b>	0.194	249K	<b>24.23</b>	<b>0.773</b>	<b>0.194</b>
<b>ZipSplat + TTO</b>	✓	✓	62K	28.99	0.892	0.106	124K	29.59	0.894	0.104	249K	30.03	0.907	0.097
NoPoSplat <sup>†</sup> [41]		✓	393K	22.77	0.743	0.179	786K	19.38	0.563	0.318	1.6M	17.86	0.495	0.397
AnySplat [14]			951K	21.70	0.725	0.187	1.8M	21.01	0.687	0.220	3.2M	20.74	0.669	0.236
C3G [1]			2K	18.70	0.492	0.409	2K	16.50	0.421	0.534	2K	15.17	0.376	0.583
DA3 [19]			1.5M	23.77	0.795	0.165	3.0M	22.38	0.736	0.208	6.1M	21.69	0.711	0.229
YoNoSplat [40]			301K	24.10	0.783	<b>0.160</b>	602K	22.73	0.736	0.200	1.2M	22.01	0.710	0.223
<b>ZipSplat</b>			62K	<b>25.24</b>	<b>0.804</b>	0.172	124K	<b>24.27</b>	<b>0.767</b>	<b>0.197</b>	249K	<b>24.14</b>	<b>0.768</b>	<b>0.198</b>

learning rate follows a 5% linear warmup with cosine decay to zero. Loss weights are  $\lambda_{\text{lpiips}}=0.05$ ,  $\lambda_{\text{geo}}=0.1$ , and  $\lambda_{\text{depth}}=0.01$ . Pseudo ground-truth depth maps for geometric supervision (Sec. 3.3) are obtained from DA3-Giant using ground-truth camera poses. The view-count and compression schedules (Sec. 3.3) complete within the first half of training. ZipSplat trains in a single stage on an equal mixture of RealEstate10K [50] and DL3DV [20] with  $N \in [2, 24]$ , at  $252 \times 252$  resolution for 450K steps on 16 GH200 GPUs with 24 samples per GPU.

## 4.2 Multi-View Novel View Synthesis

We evaluate ZipSplat on both posed and pose-free multi-view reconstruction.


**Setup.** We evaluate on DL3DV [20] (140 test scenes) and RealEstate10K [50] (1,600 test scenes). On DL3DV, context views ( $N \in \{6, 12, 24\}$ ) are selected via farthest point sampling with maximum frame gaps of 50, 100, and 150; on RE10K, we use  $N=6$ . In both cases, 8 target views are held out for evaluation. Each method encodes at its native training resolution, and we render and evaluate all renderings at a common  $252 \times 252$  resolution (Sec. B.1). Following standard practice [14, 41], predicted Gaussians are aligned to ground-truth target views before computing PSNR, SSIM, and LPIPS.

**Baselines.** We benchmark against pose-free methods AnySplat [14], C3G [1], and YoNoSplat [40], as well as NoPoSplat [41], which requires ground-truth intrinsics. Since ZipSplat optionally accepts camera priors, we additionally compare to the posed MVSplat [6] and DepthSplat [39]. We further include DA3 [19], a pixel-aligned Gaussian head on the same backbone as ZipSplat, isolating the contribution of our token-based decoder.

**Results.** Table 1 shows that ZipSplat outperforms every pose-free baseline on DL3DV with  $6 \times$  fewer Gaussians than the per-pixel methods (62K *vs.* 393K at 6 views), and surpasses even the posed DepthSplat and MVSplat in PSNR and SSIM. Against DA3, a per-pixel decoder on the same backbone, it gains 1.5 to 2.5 dB with  $24 \times$  fewer Gaussians, isolating the contribution of the token decoder, while camera priors add only about 0.1 dB. The pose-free baselines

**Table 2: Novel view synthesis on RealEstate10K** (6 input views).  $P$ ,  $K$  denote ground-truth poses and intrinsics. #Gs denotes the total number of predicted Gaussians. <sup>†</sup>Numbers taken from the YoNoSplat [40]. Best and second best within each category.

Method	$P$	$K$	#Gs	PSNR $\uparrow$	SSIM $\uparrow$	LPIPS $\downarrow$
DepthSplat <sup>†</sup> [39]	✓	✓	393K	24.16	0.846	0.145
DA3 [19]	✓	✓	1.5M	20.91	0.725	0.233
<b>ZipSplat</b>	✓	✓	62K	<b>27.19</b>	<b>0.872</b>	<b>0.143</b>
<hr/>						
NoPoSplat <sup>†</sup> [41]		✓	393K	22.18	0.750	0.207
<hr/>						
AnySplat [14]			775K	22.75	0.808	0.178
C3G [1]			2K	20.62	0.663	0.315
DA3 [19]			1.5M	20.90	0.724	0.234
YoNoSplat [40]			301K	24.99	0.835	<b>0.151</b>
<b>ZipSplat</b>			62K	<b>26.20</b>	<b>0.842</b>	0.158




**Fig. 6: Qualitative comparison on RealEstate10K** (6 input views). ZipSplat reconstructs fine details more faithfully than all baselines while using fewer Gaussians.

trail ZipSplat throughout: C3G is capped at 2K Gaussians, NoPoSplat collapses from 22.77 to 17.86 PSNR across views, AnySplat trails by over 3.2 dB, and the strongest, YoNoSplat, by 1.1 to 2.1 dB. On RealEstate10K (Tab. 2), ZipSplat reaches 26.20 PSNR without poses, ahead of YoNoSplat (24.99) by 1.2 dB and the posed DepthSplat (24.16) by 2.0 dB, rising to 27.19 with camera priors. The one exception is LPIPS at sparse views, where per-pixel methods copy input colors directly into the first Gaussian channels and preserve high-frequency colors, whereas ZipSplat predicts them from aggregated tokens.

**Token test-time optimization.** When ground-truth poses are available, ZipSplat can be improved further at test time by freezing the decoder and optimizing the scene tokens, at a fixed Gaussian budget. This is fast and effective: 50 steps ( $\sim 3$ s on a single 4090) add about 5 dB PSNR, and full convergence reaches 5.8 dB while halving LPIPS at 24 views (Tab. 1). That adjusting the tokens alone recovers this much quality shows the token representation has substantial headroom, and that improving the feed-forward prediction is a promising direction.

**Table 3: Cross-dataset generalization.**  $P$ ,  $K$  denote ground-truth poses and intrinsics. #Gs denotes the total number of predicted Gaussians. **Best** and **second best** among zero-shot methods. \*: AnySplat and DA3 are trained on ScanNet++.

Method	32v						64v				128v			
	$P$	$K$	#Gs	PSNR $\uparrow$	SSIM $\uparrow$	LPIPS $\downarrow$	#Gs	PSNR $\uparrow$	SSIM $\uparrow$	LPIPS $\downarrow$	#Gs	PSNR $\uparrow$	SSIM $\uparrow$	LPIPS $\downarrow$
Mip-NeRF	AnySplat [14]		4.5M	18.98	0.539	0.312	8.3M	19.69	0.552	0.302	14.5M	19.98	0.565	0.299
	C3G [1]		2K	14.73	0.351	0.693	2K	14.57	0.350	0.693	2K	14.44	0.350	0.708
	DA3 [19]		8.1M	20.94	0.577	0.295	16.3M	20.30	0.554	0.311	32.5M	20.19	0.568	0.306
	YoNoSplat [40]		1.6M	17.62	0.409	0.465	3.2M	17.77	0.413	0.466	6.4M	17.16	0.409	0.509
	ZipSplat		332K	21.72	0.594	0.325	664K	22.18	0.615	0.298	1.3M	22.29	0.624	0.290
	ZipSplat	✓	✓	332K	22.95	0.655	0.276	664K	23.31	0.675	0.260	1.3M	23.37	0.683
ScanNet++	AnySplat* [14]		4.5M	21.64	0.752	0.251	8.3M	22.20	0.759	0.245	14.5M	22.12	0.752	0.250
	DA3* [19]		8.1M	22.29	0.767	0.247	16.3M	22.24	0.762	0.248	32.5M	21.16	0.725	0.297
	C3G [1]		2K	13.80	0.527	0.597	2K	13.59	0.522	0.606	2K	13.08	0.501	0.616
	YoNoSplat [40]		1.6M	16.54	0.610	0.505	3.2M	16.37	0.606	0.518	6.4M	16.01	0.608	0.531
	ZipSplat		332K	18.01	0.646	0.455	664K	18.15	0.648	0.454	1.3M	18.09	0.648	0.456
	ZipSplat	✓	✓	332K	23.49	0.774	0.260	664K	23.66	0.778	0.253	1.3M	23.74	0.782



**Fig. 7: Cross-dataset qualitative comparison** on Mip-NeRF360 [3] (top) and ScanNet++ [43] (bottom) at 32, 64, and 128 input views. For each view count we show ZipSplat (left) and YoNoSplat (right). ZipSplat produces sharper geometry and fewer artifacts, with quality improving steadily as more views become available.

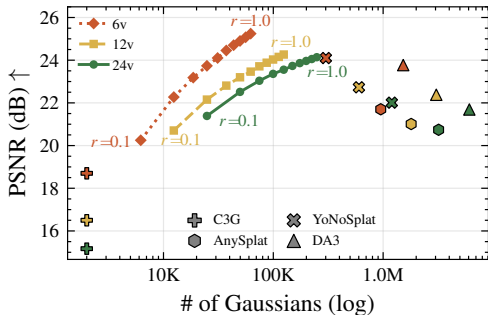
### 4.3 Cross-Dataset Generalization

We next evaluate generalization to unseen datasets and view counts (Fig. 7).

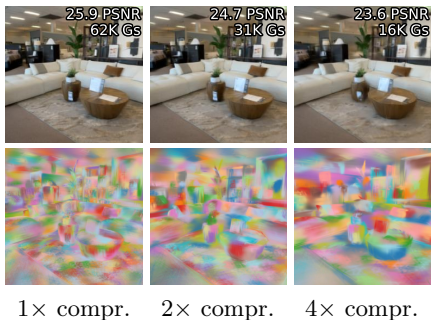
**Setup.** The model trains on RE10K and DL3DV, both video datasets, and is tested zero-shot on Mip-NeRF360 [3] (7 indoor and outdoor scenes) and ScanNet++ [43] (50 indoor scenes), which differ substantially in scene type and camera distribution. We follow the protocol of Sec. 4.2, but with  $N \in \{32, 64, 128\}$  context views. Since all methods train with at most 24 views, this setting tests both out-of-distribution scenes and extrapolation to unseen view counts.

**Baselines.** We compare against the pose-free methods AnySplat [14], C3G [1], and YoNoSplat [40], together with DA3 [19]. AnySplat and DA3 are trained on ScanNet++, so their results on that dataset are *not* zero-shot.

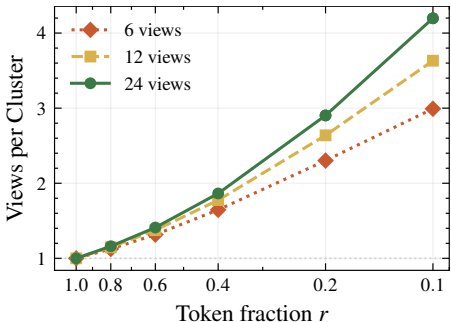
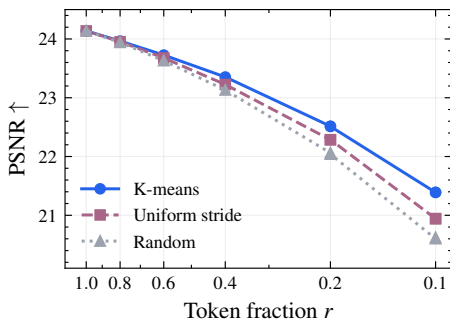
**Results.** Table 3 shows that ZipSplat outperforms every zero-shot baseline on both datasets without using poses; with ground-truth poses, it surpasses even the methods trained on ScanNet++. On Mip-NeRF360, its quality improves steadily with coverage, from 21.72 to 22.29 PSNR between 32 and 128 views, while the baselines plateau or decline: the per-pixel DA3 drops from 20.94 to



**Fig. 8: Quality vs. Gaussian budget.** A single model traces the full curve by varying  $r$  (i.e., the compression rate) at inference. At  $2\times$  compression, quality degrades gracefully while halving the Gaussian count.



**Fig. 9: Visual effect of compression.** *Top:* rendered novel views at  $1\times$ ,  $2\times$ , and  $4\times$  compression. *Bottom:* token group spatial maps reveal progressively coarser spatial coverage, yet renders remain sharp.



**Fig. 10: Token selection strategies.** *Left:* At moderate compression, the choice of token selection has little impact on quality. At aggressive ratios, k-means becomes important by retaining better feature-space coverage. *Right:* As  $r$  decreases, k-means clusters naturally span more input views, merging redundant cross-view tokens.

20.19, AnySplat trails ZipSplat by 2.3 to 2.7 dB, and C3G and YoNoSplat fall further behind, pointing to a capacity ceiling in the per-pixel formulation under dense input. On ScanNet++, the zero-shot baselines struggle (C3G below 14 and YoNoSplat below 17 PSNR), whereas ZipSplat reaches 18.1 PSNR pose-free and 23.5 with ground-truth poses. The pose-conditioned gain is small on MipNeRF360 (+1.2 dB), whose  $360^\circ$  trajectories resemble the training videos, but large on ScanNet++ (+5.5 dB), indicating that pose and intrinsics estimation on out-of-distribution captures is the main bottleneck.

#### 4.4 Adjustable Gaussian Budget

Since the compression ratio  $r$  is an inference-time parameter (Sec. 3.1), a single trained model produces reconstructions at any point along the quality–efficiency curve. Figure 8 traces this trade-off on DL3DV for 6, 12, and 24 input views. The exact behavior is scene-dependent, as the Gaussian count and quality at

**Table 4: Ablations.** (a) Holding the backbone fixed, our token formulation outperforms per-pixel decoders by 1.5–2.7 dB across 6/12/24 input views with 13–25× fewer Gaussians, on both VGGT [35] and DA3-G [19] backbones. (b) Quality saturates beyond  $G=32$ ;  $G=64$  doubles the budget for +0.03 dB PSNR. (c) Coupled initialization dominates the init terms; the depth loss provides a smaller but measurable stability gain. We color the **best** and **second-best** per column.

(a) Backbone vs. method. DL3DV pose-free.

Method	Backbone	6v			12v			24v		
		#Gs	PSNR↑	LPIPS↓	#Gs	PSNR↑	LPIPS↓	#Gs	PSNR↑	LPIPS↓
AnySplat	VGGT	951K	21.70	0.187	1.8M	21.01	0.220	3.2M	20.74	0.236
<b>ZipSplat</b>	VGGT	62K	<b>24.44</b>	0.193	124K	<b>23.35</b>	0.224	249K	<b>23.22</b>	<b>0.226</b>
DA3-GS	DA3-G	1.5M	23.77	<b>0.165</b>	3.0M	22.38	<b>0.208</b>	6.1M	21.69	0.229
<b>ZipSplat</b>	DA3-G	62K	<b>25.24</b>	<b>0.172</b>	124K	<b>24.27</b>	<b>0.197</b>	249K	<b>24.14</b>	<b>0.198</b>

(b) Gaussians per token. RE10K 2v, DA3-S.

Setup	#Gs	PSNR↑	LPIPS↓
$G=8$	5.2K	21.25	0.321
$G=16$	10.4K	21.37	0.307
$G=32$	20.7K	<b>21.44</b>	<b>0.300</b>
$G=64$	41.5K	<b>21.47</b>	<b>0.296</b>

(c) Initialization & loss. RE10K 2v, DA3-S.

Setup	PSNR↑	LPIPS↓
Full ( $G=32$ )	<b>21.44</b>	<b>0.300</b>
w/o coupled init	21.19	0.320
w/o opacity bias	21.30	<b>0.305</b>
w/o position bias	21.30	0.306
w/o depth loss	21.25	0.316

a given  $r$  vary with scene complexity and view overlap, so the curve reports the average trend. Quality degrades gracefully as  $r$  decreases: at  $r=0.2$  with 24 input views, ZipSplat already surpasses YoNoSplat (22.52 *vs.* 22.01 PSNR) with roughly 24× fewer Gaussians (50K *vs.* 1.2M). Although the schedule compresses no further than  $r_{\min}=0.5\sqrt{2/N}$  ( $\approx 0.29$  at 6 views), ZipSplat still produces usable reconstructions at  $r=0.1$ , well beyond the range it was trained on; at more extreme ratios it eventually fails to cover the scene (Sec. D). Figure 9 illustrates the visual effect: renders remain sharp at 2× and 4× compression, while the token group maps reveal progressively coarser spatial coverage.

**Clustering comparison.** To evaluate token selection strategies, we compare k-means clustering against uniform stride and random selection across compression ratios (Fig. 10, left). At moderate compression ( $r \geq 0.6$ ), all three strategies stay within 0.1 PSNR of each other. The cross-attention over the full token set (Sec. 3.1) recovers discarded information regardless of how queries are initialized. At aggressive compression ( $r=0.1$ ), attention alone no longer fully compensates. Here, k-means outperforms stride by 0.45 PSNR and random selection by 0.79 PSNR. Uniform stride lands between the two, since evenly sampling raster-ordered tokens already preserves reasonable spatial coverage. Figure 10 (right) reveals why k-means improves at low ratios. As compression increases, k-means clusters span multiple input views. At  $r=0.1$ , each cluster draws from 4.2 views on average for 24-view input, compared to 3.0 for 6 views. Rather than discarding entire viewpoints, k-means merges redundant tokens across views into shared representatives. This cross-view aggregation grows with the number of input views, as more overlap becomes available.

## 4.5 Ablations

**Setup.** We ablate each design choice. The backbone comparison (Tab. 4a) runs on DL3DV at 6, 12, and 24 views; the remaining ablations use RealEstate10K with 2 context views and a DA3-Small backbone trained for 115K steps.

**Backbone.** We compare our token decoder against per-pixel methods sharing the same backbone: AnySplat [14] on VGGT [35], and DA3-GS on DA3-G [19]. Although both baselines train on substantially more data than ZipSplat (9 and 22 datasets *vs.* our 2), ZipSplat improves PSNR by 1.5 to 2.7 dB on the matching backbone while predicting 13 to  $25\times$  fewer Gaussians (Tab. 4a). The improvement holds on both backbones, suggesting it stems from the token formulation.

**Gaussians per token.** Increasing  $G$  improves reconstruction but quickly saturates (Tab. 4b):  $G=64$  doubles the Gaussian count for only +0.03 dB over  $G=32$ , while  $G=8$  stays within 0.2 dB at a quarter of the budget. We use  $G=32$  as the cost-quality sweet spot.

**Initialization and loss.** Free placement depends on the training choices of Sec. 3.3 (Tab. 4c). Coupled initialization dominates, costing 0.25 dB when removed, while the opacity and position biases and the depth loss each contribute a smaller 0.14 to 0.19 dB. The one-directional Chamfer supervision is essential: removing it destabilizes training and can cause divergence.

## 5 Conclusion

We present ZipSplat, a feed-forward 3D Gaussian Splatting architecture that decouples primitive placement from the 2D pixel grid by predicting unconstrained Gaussians from a compact set of scene tokens. This token-based formulation achieves state-of-the-art, pose-free novel view synthesis while using up to  $6\times$  fewer Gaussians than pixel-aligned baselines and offering continuous inference-time control over the Gaussian budget. By allocating capacity based on 3D geometric complexity rather than camera resolution, ZipSplat produces compact and scalable scene representations from sparse multi-view input.

This efficiency opens two paths for future work. First, ZipSplat’s compact representation benefits semantic scene understanding, where per-Gaussian features quickly dominate memory. Second, decoupling primitives from the spatial grid offers a direct extension to 4D dynamic scenes, where token clustering can compress redundant observations across both space and time.

More broadly, we see ZipSplat as a step toward feed-forward reconstruction that predicts geometry directly in 3D, rather than uplifting 2D predictions along viewing rays. Ray-uplifting ties every primitive to the estimated camera and depth, so pose and depth errors displace geometry; predicting positions in 3D loosens this coupling for a more 3D-consistent representation. Freed from the pixel grid, ZipSplat reconstructs scenes with fewer Gaussians and better splats.

**Acknowledgements.** This work was supported under project ID a144 as part of the Swiss AI Initiative, through a grant from the ETH Domain and computational resources provided by the Swiss National Supercomputing Centre (CSCS) under the Alps infrastructure.

## A Additional Implementation Details

**Architecture.** ZipSplat builds on a pretrained DA3-Giant [19] backbone (40 layers, width 1536, 24 heads of dimension 64), taking multi-scale visual tokens from layers 19, 29, and 39. When camera priors are available, an encoder maps each 9-dimensional pose (translation, quaternion, field of view) to the backbone dimension through an MLP and four self-attention blocks; these priors are supplied with 20% probability during training, so a single model serves both posed and pose-free input. Token aggregation applies three cross- then self-attention blocks (24 heads, expansion ratio 4, GELU), and a color skip connection embeds input patches with a  $14 \times 14$  convolution to 128 channels, concatenated to the final tokens. A two-layer MLP ( $1536 \rightarrow 3072 \rightarrow 736$ ) then decodes each token into  $G=32$  Gaussians of 23 parameters each.

**Gaussian parameterization.** Positions use an inverse-log activation [35] clamped to  $[-5, 5]$ , scales use  $\text{softplus}(x-4)$  clamped to  $[10^{-6}, 15]$ , rotations are normalized quaternions, opacities use a sigmoid initialized low (bias  $-1.5$ ,  $\approx 0.18$ ), and colors are degree-1 spherical harmonics (12 coefficients). Coupled initialization starts all 32 Gaussians of a token from a shared template biased to  $z=0.5$ . Squared-hinge penalties  $\max(0, x - \tau)^2$  regularize scales ( $\tau=0.1$ ) and opacities ( $\tau=0.01$ ).

**Training.** We train in a single stage from the DA3-Giant initialization on a 50/50 mixture of RealEstate10K [50] and DL3DV [20] at  $252 \times 252$ , for 450K steps on 16 GH200 GPUs with 24 samples per GPU. Optimization uses AdamW ( $\beta_1=0.9$ ,  $\beta_2=0.95$ , weight decay 0.05, gradient clipping 1.0) at base learning rate  $3 \times 10^{-4}$ , with the backbone and aggregator at  $0.1 \times$ , a 5% linear warmup, and cosine decay to zero, in bfloat16. Each step renders 4 target views with poses normalized to the first context view, and scene geometry is normalized to unit scale by the median distance of points to the origin. The input view count grows from 2 to 24 and the compression ratio follows a cosine schedule from 1.0 to  $r_{\min}=0.5\sqrt{2/N}$  (sampled uniformly in  $[r_{\min}, 1]$ ), both completing within the first half of training. Pseudo ground-truth depth for the geometric loss comes from DA3-Giant using ground-truth poses.

## B Evaluation Details

**Protocol.** Sparse pose-free reconstruction is ambiguous, as many camera configurations explain the same images. Following NoPoSplat [41], we freeze the predicted Gaussians and optimize each target camera pose to align renders with the ground truth, minimizing an  $L_1$  and LPIPS loss over 200 steps with early stopping (patience 5). A single checkpoint is used across all benchmarks.

**Table 5: Eval-resolution ablation on DL3DV.** We report results with 6, 12, and 24 input views, all with bilinear+AA target-image filtering (matching the main-paper protocol). Each row is a (method, eval-pipeline) combination. Columns *Source*, *Encoder*, *Eval* report the pixel resolution at each stage: images are loaded from raw at *Source*, the model resizes to *Encoder*, and the metric is computed at *Eval*. We color the **best** and **second best** result per metric within each method group.

Method	Src	Enc	Eval	6v			12v			24v		
				PSNR $\uparrow$	SSIM $\uparrow$	LPIPS $\downarrow$	PSNR $\uparrow$	SSIM $\uparrow$	LPIPS $\downarrow$	PSNR $\uparrow$	SSIM $\uparrow$	LPIPS $\downarrow$
AnySplat [14]	540	448	448	21.63	0.714	0.231	21.11	0.687	0.264	20.85	0.669	0.282
	540	448	252	<b>21.69</b>	<b>0.724</b>	<b>0.187</b>	<b>21.00</b>	<b>0.686</b>	<b>0.220</b>	<b>20.73</b>	<b>0.668</b>	<b>0.236</b>
	252	252	252	16.34	0.433	0.433	15.47	0.379	0.498	15.38	0.359	0.525
YoNoSplat [40]	540	224	224	<b>24.94</b>	<b>0.816</b>	<b>0.138</b>	<b>23.39</b>	<b>0.767</b>	<b>0.180</b>	<b>22.62</b>	<b>0.741</b>	<b>0.202</b>
	540	224	252	24.10	0.783	0.160	22.73	0.736	0.200	22.02	0.710	0.223
	252	252	252	19.86	0.580	0.253	19.41	0.556	0.295	19.17	0.545	0.317
<b>ZipSplat</b>	540	252	252	25.24	0.804	0.172	24.27	0.767	0.197	24.13	0.767	0.198

**Table 6: Resize-filter ablation on DL3DV.** Each method encodes at its native resolution and is scored at a common  $252\times 252$  (Sec. B.1). Only the ground-truth resize filter differs between the two rows of a method; all other settings (model, checkpoint, indices, pose alignment) are identical.

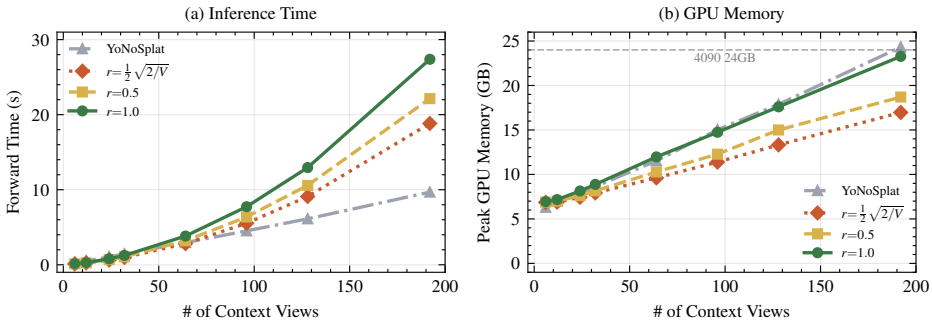
Method	Filter	6v			12v			24v		
		PSNR $\uparrow$	SSIM $\uparrow$	LPIPS $\downarrow$	PSNR $\uparrow$	SSIM $\uparrow$	LPIPS $\downarrow$	PSNR $\uparrow$	SSIM $\uparrow$	LPIPS $\downarrow$
AnySplat [14]	PIL Lanczos	21.14	0.701	0.195	20.47	0.661	0.229	20.21	0.642	0.245
	bilinear+AA	21.70	0.725	0.187	21.01	0.687	0.220	20.74	0.669	0.236
YoNoSplat [40]	PIL Lanczos	23.31	0.756	0.170	22.01	0.706	0.213	21.34	0.679	0.236
	bilinear+AA	24.10	0.783	0.160	22.73	0.736	0.200	22.01	0.710	0.223
<b>ZipSplat</b>	PIL Lanczos	24.16	0.773	0.185	23.29	0.735	0.210	23.15	0.734	0.211
	bilinear+AA	25.24	0.804	0.172	24.27	0.767	0.197	24.14	0.768	0.198

## B.1 Rendering resolution

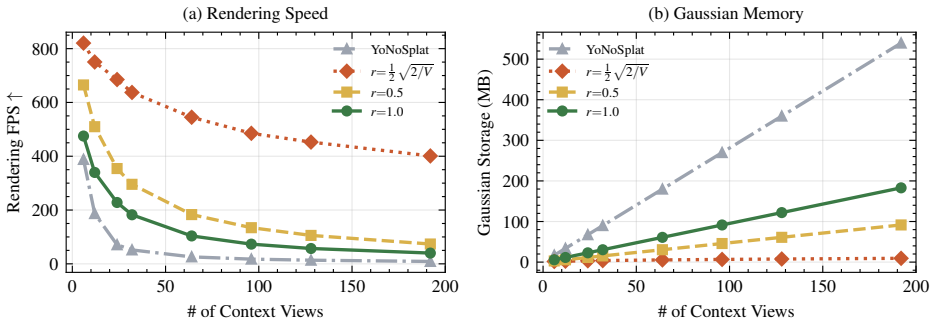
Methods train at different native resolutions (ZipSplat at 252, NoPoSplat, MVSplat, and DepthSplat at 256, C3G and YoNoSplat at 224, AnySplat at 448), and rendering at a lower resolution raises PSNR. To compare fairly, we score every method at a common  $252\times 252$  while still running each encoder at its own training resolution. Evaluating each method at its own, higher resolution would instead penalize the high-resolution baselines; under our protocol they even keep a slight edge, since they encode more detail than ZipSplat (Tab. 5).

## B.2 Resize filter

The filter used to downsample the ground truth has a large effect: switching from PIL Lanczos to bilinear with antialiasing changes PSNR by up to 1 dB (Tab. 6). Results are therefore not comparable across papers unless the filter is reported. We use bilinear with antialiasing, matching how the DL3DV source ground truth is downsampled.



**Fig. 11: Inference cost vs. input views.** (a) Forward pass time and (b) peak GPU memory. The backbone dominates at all view counts; token compression and Gaussian decoding remain negligible. The view-dependent schedule ( $r = \frac{1}{2}\sqrt{2/N}$ ) keeps memory within 24 GB even at 192 views, where  $r=1.0$  approaches the hardware limit. We show YoNoSplat [40] for reference.



**Fig. 12: Output representation efficiency.** (a) Rendering speed and (b) Gaussian storage. Under fixed ratios, Gaussian count grows linearly with views; view-dependent scaling merges redundant cross-view observations, keeping storage nearly flat. At 192 views, scaled compression delivers a  $10\times$  rendering speedup with  $20\times$  less storage. We show YoNoSplat [40] for reference.

## C Inference Time Analysis

**Setup.** All measurements execute on a single NVIDIA 4090 (24 GB) at  $252\times 252$  resolution with batch size 1 in float32 precision. The evaluation averages each configuration over 4 DL3DV scenes using 20 timed forward passes after 5 warmup iterations. The experiments sweep three compression ratios:  $r=1.0$  (no compression, all backbone tokens retained),  $r=0.5$  (fixed 50% compression), and  $r = \frac{1}{2}\sqrt{2/N}$  (view-dependent scaling matching the training schedule).

**Inference cost.** The backbone dominates forward pass time and memory at every view count (Fig. 11). At 192 views, the backbone accounts for 98% of the total forward time under scaled compression (18.4s of 18.8s); token compression, cross-attention, and Gaussian decoding remain negligible. Without compression ( $r=1.0$ ), the post-backbone stages grow to 33% of the total time (8.9s of 27.4s) because the cross-attention and Gaussian head operate on  $7\times$  more tokens. At 24 views, all three ratios complete a forward pass in under 0.8s and consume



**Fig. 13: Compression failure.** Novel-view renders on a 24-view scene at  $r=1$  (left),  $r=0.1$  (center), and extreme  $r=0.01$  (right).

less than 8.1 GB of memory, remaining highly practical for moderate view counts. Peak GPU memory follows a similar trend: at 192 views,  $r=1.0$  reaches 23.3 GB (approaching the hardware limit), whereas scaled compression caps at 17.0 GB. For reference, Fig. 11 also plots YoNoSplat [40], which reaches the 24 GB limit at 192 views, whereas our scaled schedule caps at 17.0 GB.


**Output representation.** Token compression fundamentally alters the efficiency of the final 3D representation (Fig. 12). At 192 views,  $r=1.0$  produces approximately 2 M Gaussians (183 MB storage, 40 FPS). In contrast, scaled compression predicts only 102 K Gaussians (9.3 MB, 401 FPS), delivering a  $10\times$  rendering speedup with  $20\times$  less storage. Under fixed ratios, Gaussian memory grows linearly with the number of input views. Under view-dependent scaling, memory remains nearly flat because the clustering mechanism merges redundant cross-view observations rather than linearly accumulating them. At 24 views, the scaled configuration predicts just 36 K Gaussians occupying 3.3 MB and renders at 685 FPS, well within the limits of real-time mobile and web-based viewers. As a reference point, the figure also includes YoNoSplat [40], whose Gaussian count grows linearly with views: at 192 views it produces 9.6 M Gaussians (539 MB) and renders at 8.9 FPS, roughly  $90\times$  more primitives and  $45\times$  slower than our scaled configuration.

## D Behavior at Extreme Compression


ZipSplat degrades gracefully down to  $r=0.1$ , well below the compression seen during training (Sec. 4.4). Pushing further exposes the failure mode: as  $r$  approaches 0.01, too few tokens remain to cover the scene, and novel-view renders drop entire regions (Fig. 13). The onset depends on scene overlap and complexity, so denser, more redundant captures tolerate more aggressive compression. Token selection also matters more at these ratios: the k-means advantage over random selection grows from 0.45 dB at  $r=0.2$  to 1.09 dB at  $r=0.05$ . Mutual nearest-neighbor matching across views and HDBSCAN, two alternatives we tried, did not outperform k-means.

## E Additional Qualitative Results


We show additional qualitative comparisons on DL3DV (Fig. 14) and RealEstate10K (Fig. 15). We also show some failure cases in Fig. 16.



**Fig. 14: Additional qualitative results on DL3DV with 6, 12, and 24 input views.** ZipSplat produces sharper details and fewer artifacts than YoNoSplat, DA3, and C3G across all view counts.



**Fig. 15: Additional qualitative results on RealEstate10K (6 input views).** Each row shows the six context views (left,  $3 \times 2$  grid) and a novel target view (right). ZipSplat recovers sharper details and more coherent geometry than AnySplat and C3G. AnySplat is unable to extend the scene to occluded regions and suffers from bad alignment.



**Fig. 16: Failure cases.** Common failure modes include uneven Gaussian allocation on complex vegetation versus flat surfaces, loss of detail in high-frequency regions, and degraded quality for targets with low context overlap or moving objects.

## References

1. An, H., Jung, J., Kim, M., Hong, S., Kim, C., Fukuda, K., Jeon, M., Han, J., Narihira, T., Ko, H., et al.: C3G: Learning compact 3D representations with 2K Gaussians. arXiv preprint arXiv:2512.04021 (2025) [1](#), [4](#), [7](#), [9](#), [10](#), [11](#), [19](#), [20](#)
2. Barron, J.T., Mildenhall, B., Tancik, M., Hedman, P., Martin-Brualla, R., Srinivasan, P.P.: Mip-NeRF: A multiscale representation for anti-aliasing neural radiance fields. In: ICCV. pp. 5855–5864 (2021) [3](#)
3. Barron, J.T., Mildenhall, B., Verbin, D., Srinivasan, P.P., Hedman, P.: Mip-NeRF 360: Unbounded anti-aliased neural radiance fields. In: CVPR. pp. 5470–5479 (2022) [3](#), [11](#)
4. Carion, N., Massa, F., Synnaeve, G., Usunier, N., Kirillov, A., Zagoruyko, S.: End-to-end object detection with transformers. In: European conference on computer vision. pp. 213–229. Springer (2020) [4](#)
5. Charatan, D., Li, S.L., Tagliasacchi, A., Sitzmann, V.: pixelSplat: 3D Gaussian Splats from image pairs for scalable generalizable 3D reconstruction. In: Proceedings of the IEEE/CVF conference on computer vision and pattern recognition. pp. 19457–19467 (2024) [2](#), [3](#), [8](#)
6. Chen, Y., Xu, H., Zheng, C., Zhuang, B., Pollefeys, M., Geiger, A., Cham, T.J., Cai, J.: MVSplat: Efficient 3D Gaussian Splatting from sparse multi-view images. In: European conference on computer vision. pp. 370–386. Springer (2024) [2](#), [3](#), [8](#), [9](#)
7. Chen, Z., Tan, H., Zhang, K., Bi, S., Luan, F., Hong, Y., Li, F., Xu, Z.: Long-LRM: Long-sequence large reconstruction model for wide-coverage Gaussian Splats. In: Proceedings of the IEEE/CVF International Conference on Computer Vision. pp. 4349–4359 (2025) [3](#)
8. Fan, H., Su, H., Guibas, L.J.: A point set generation network for 3D object reconstruction from a single image. In: CVPR. pp. 605–613 (2017) [7](#)
9. Fan, Z., Cong, W., Wen, K., Wang, K., Zhang, J., Ding, X., Xu, D., Ivanovic, B., Pavone, M., Pavlakos, G., et al.: InstantSplat: Sparse-view Gaussian Splatting in seconds. arXiv preprint arXiv:2403.20309 (2024) [2](#)
10. Fu, Y., Liu, S., Kulkarni, A., Kautz, J., Efros, A.A., Wang, X.: COLMAP-free 3D Gaussian Splatting. In: CVPR. pp. 20796–20805 (2024) [2](#)
11. Hong, S., Jung, J., Shin, H., Han, J., Yang, J., Luo, C., Kim, S.: PF3plat: Pose-free feed-forward 3D Gaussian Splatting. arXiv preprint arXiv:2410.22128 (2024) [3](#), [8](#)
12. Huang, B., Yu, Z., Chen, A., Geiger, A., Gao, S.: 2D Gaussian Splatting for geometrically accurate radiance fields. In: ACM SIGGRAPH 2024 conference papers. pp. 1–11 (2024) [2](#), [3](#)
13. Huang, R., Mikolajczyk, K.: No pose at all: Self-supervised pose-free 3D Gaussian Splatting from sparse views. In: Proceedings of the IEEE/CVF International Conference on Computer Vision. pp. 27947–27957 (2025) [3](#)
14. Jiang, L., Mao, Y., Xu, L., Lu, T., Ren, K., Jin, Y., Xu, X., Yu, M., Pang, J., Zhao, F., et al.: AnySplat: Feed-forward 3D Gaussian Splatting from unconstrained views. ACM Transactions on Graphics (TOG) **44**(6), 1–16 (2025) [2](#), [3](#), [8](#), [9](#), [10](#), [11](#), [14](#), [16](#), [20](#), [21](#)
15. Keetha, N., Müller, N., Schönberger, J., Porzi, L., Zhang, Y., Fischer, T., Knapitsch, A., Zauss, D., Weber, E., Antunes, N., et al.: MapAnything: Universal feed-forward metric 3D reconstruction. arXiv preprint arXiv:2509.13414 (2025) [2](#)
16. Kerbl, B., Kopanas, G., Leimkühler, T., Drettakis, G., et al.: 3D Gaussian Splatting for real-time radiance field rendering. ACM Trans. Graph. **42**(4), 139–1 (2023) [2](#), [3](#), [4](#), [8](#)

17. Lee, J.C., Rho, D., Sun, X., Ko, J.H., Park, E.: Compact 3D Gaussian representation for radiance field. In: CVPR. pp. 21719–21728 (2024) [3](#)
18. Leroy, V., Cabon, Y., Revaud, J.: Grounding image matching in 3D with MAST3R. In: ECCV. pp. 71–91 (2024) [2](#)
19. Lin, H., Chen, S., Liew, J., Chen, D.Y., Li, Z., Shi, G., Feng, J., Kang, B.: Depth Anything 3: Recovering the visual space from any views. arXiv preprint arXiv:2511.10647 (2025) [2](#), [5](#), [7](#), [8](#), [9](#), [10](#), [11](#), [13](#), [14](#), [15](#), [19](#)
20. Ling, L., Sheng, Y., Tu, Z., Zhao, W., Xin, C., Wan, K., Yu, L., Guo, Q., Yu, Z., Lu, Y., et al.: DL3DV-10K: A large-scale scene dataset for deep learning-based 3d vision. In: CVPR. pp. 22160–22169 (2024) [9](#), [15](#)
21. Loshchilov, I., Hutter, F.: Decoupled weight decay regularization. In: ICLR (2019) [8](#)
22. Lu, T., Yu, M., Xu, L., Xiangli, Y., Wang, L., Lin, D., Dai, B.: Scaffold-GS: Structured 3d gaussians for view-adaptive rendering. In: CVPR. pp. 20654–20664 (2024) [3](#)
23. Mildenhall, B., Srinivasan, P.P., Tancik, M., Barron, J.T., Ramamoorthi, R., Ng, R.: NeRF: Representing scenes as neural radiance fields for view synthesis. In: ECCV. pp. 405–421 (2020) [3](#)
24. Morgenstern, W., Barthel, F., Hilsmann, A., Eisert, P.: Compact 3D scene representation via self-organizing Gaussian grids. In: ECCV. pp. 18–34 (2024) [3](#)
25. Müller, T., Evans, A., Schied, C., Keller, A.: Instant neural graphics primitives with a multiresolution hash encoding. ACM transactions on graphics (TOG) **41**(4), 1–15 (2022) [3](#)
26. Pan, L., Baráth, D., Pollefeys, M., Schönberger, J.L.: Global structure-from-motion revisited. In: ECCV. pp. 58–77 (2024) [3](#)
27. Park, J., Bui, M.Q.V., Bello, J.L.G., Moon, J., Oh, J., Kim, M.: EcoSplat: Efficiency-controllable feed-forward 3D Gaussian Splatting from multi-view images. arXiv preprint arXiv:2512.18692 (2025) [3](#)
28. Paszke, A., Gross, S., Massa, F., Lerer, A., Bradbury, J., Chanan, G., Killeen, T., Lin, Z., Gimelshein, N., Antiga, L., et al.: PyTorch: An imperative style, high-performance deep learning library. Advances in neural information processing systems **32** (2019) [8](#)
29. Ren, K., Jiang, L., Lu, T., Yu, M., Xu, L., Ni, Z., Dai, B.: Octree-GS: Towards consistent real-time rendering with LOD-structured 3D Gaussians. arXiv preprint arXiv:2403.17898 (2024) [3](#)
30. Schönberger, J.L., Frahm, J.M.: Structure-from-motion revisited. In: CVPR. pp. 4104–4113 (2016) [3](#)
31. Schönberger, J.L., Zheng, E., Frahm, J.M., Pollefeys, M.: Pixelwise view selection for unstructured multi-view stereo. In: ECCV. pp. 501–518 (2016) [3](#)
32. Smart, B., Zheng, C., Laina, I., Prisacariu, V.A.: Splatt3R: Zero-shot Gaussian Splatting from uncalibrated image pairs. arXiv preprint arXiv:2408.13912 (2024) [3](#)
33. Song, Z., Fu, J., Zhang, J., Lu, X., Jia, C., Ma, S., Gao, W.: TinySplat: Feedforward approach for generating compact 3D scene representation. IEEE Transactions on Circuits and Systems for Video Technology (2026) [3](#)
34. Szymanowicz, S., Insafutdinov, E., Zheng, C., Campbell, D., Henriques, J.F., Rupprecht, C., Vedaldi, A.: Flash3D: Feed-forward generalisable 3D scene reconstruction from a single image. In: 3DV. pp. 670–681 (2025) [3](#)
35. Wang, J., Chen, M., Karaev, N., Vedaldi, A., Rupprecht, C., Novotny, D.: VGGT: Visual geometry grounded transformer. In: Proceedings of the Computer Vision and Pattern Recognition Conference. pp. 5294–5306 (2025) [2](#), [6](#), [13](#), [14](#), [15](#)

36. Wang, S., Leroy, V., Cabon, Y., Chidlovskii, B., Revaud, J.: DUST3R: Geometric 3D vision made easy. In: CVPR. pp. 20697–20709 (2024) **2**
37. Wang, Y., Zhou, J., Zhu, H., Chang, W., Zhou, Y., Li, Z., Chen, J., Pang, J., Shen, C., He, T.:  $\pi^3$ : Permutation-equivariant visual geometry learning. arXiv preprint arXiv:2507.13347 (2025) **2**
38. Wang, Y., Huang, T., Chen, H., Lee, G.H.: FreeSplat: Generalizable 3D Gaussian Splatting towards free view synthesis of indoor scenes. *Advances in Neural Information Processing Systems* **37**, 107326–107349 (2024) **3**
39. Xu, H., Peng, S., Wang, F., Blum, H., Barath, D., Geiger, A., Pollefeys, M.: DepthSplat: Connecting Gaussian Splatting and depth. In: *Proceedings of the Computer Vision and Pattern Recognition Conference*. pp. 16453–16463 (2025) **3, 8, 9, 10**
40. Ye, B., Chen, B., Xu, H., Barath, D., Pollefeys, M.: YoNoSplat: You only need one model for feedforward 3D Gaussian splatting. arXiv preprint arXiv:2511.07321 (2025) **1, 3, 7, 9, 10, 11, 16, 17, 18, 19**
41. Ye, B., Liu, S., Xu, H., Li, X., Pollefeys, M., Yang, M.H., Peng, S.: No pose, no problem: Surprisingly simple 3D Gaussian Splats from sparse unposed images. arXiv preprint arXiv:2410.24207 (2024) **2, 3, 8, 9, 10, 15**
42. Ye, V., Li, R., Kerr, J., Turkulainen, M., Yi, B., Pan, Z., Seiskari, O., Ye, J., Hu, J., Tancik, M., et al.: gsplat: An open-source library for Gaussian Splatting. *Journal of Machine Learning Research* **26**(34), 1–17 (2025) **8**
43. Yeshwanth, C., Liu, Y.C.F., Nießner, M., Dai, A.: ScanNet++: A high-fidelity dataset of 3d indoor scenes. In: ICCV. pp. 12–22 (2023) **11**
44. Yu, Z., Chen, A., Huang, B., Sattler, T., Geiger, A.: Mip-Splatting: Alias-free 3D Gaussian Splatting. *CVPR* (2024) **2, 3**
45. Zhang, K., Bi, S., Tan, H., Xiangli, Y., Zhao, N., Sunkavalli, K., Xu, Z.: GS-LRM: Large reconstruction model for 3D Gaussian Splatting. In: *European Conference on Computer Vision*. pp. 1–19. Springer (2024) **3**
46. Zhang, R., Isola, P., Efros, A.A., Shechtman, E., Wang, O.: The unreasonable effectiveness of deep features as a perceptual metric. In: CVPR. pp. 586–595 (2018) **8**
47. Zhang, S., Wang, J., Xu, Y., Xue, N., Rupprecht, C., Zhou, X., Shen, Y., Wetzstein, G.: FLARE: Feed-forward geometry, appearance and camera estimation from uncalibrated sparse views. In: *Proceedings of the Computer Vision and Pattern Recognition Conference*. pp. 21936–21947 (2025) **2, 3**
48. Zhang, S., Fei, X., Liu, F., Song, H., Duan, Y.: Gaussian Graph Network: Learning efficient and generalizable Gaussian representations from multi-view images. *Advances in Neural Information Processing Systems* **37**, 50361–50380 (2024) **3**
49. Zhang, Z., Hu, W., Lao, Y., He, T., Zhao, H.: Pixel-GS: Density control with pixel-aware gradient for 3D Gaussian Splatting. In: ECCV. pp. 326–342 (2024) **3**
50. Zhou, T., Tucker, R., Flynn, J., Fyffe, G., Snavely, N.: Stereo magnification: Learning view synthesis using multiplane images. *ACM TOG* **37**(4), 1–12 (2018) **9, 15**