

# HYolo: An Intelligent IoT-Based Object Detection System Using Hypergraph Learning

Isha Abid<sup>a</sup>, Fawad Khan<sup>a</sup> and Muhammad Khuram Shahzad<sup>a</sup>

<sup>a</sup>National University of Sciences and Technology (NUST), Sector H-12, Islamabad, 44000, Pakistan

## ARTICLE INFO

### Keywords:

Internet of Things  
Object Detection  
Hypergraph Learning  
Smart Systems  
Data Fusion

## ABSTRACT

In this study, we are presenting HYolo, an object detection framework for IOT based models and environment. The approach uses Hypergraph learning into YOLO architecture. Experimental evaluation on the COCO Dataset has shown significantly improvement in the results. It achieves 12% improvement in mAP@50 and also significantly enhances detections performance. For contextual understanding we use features like pairwise interactions, it captures and affirms high order dependencies. The implementation of the proposed HYOLO framework is available at: <https://github.com/ishaabid178-cell/proposed-hyper-yolo>

## 1 Introduction

Object detection is an essential operation within the field of computer vision. Its applications include self-driving cars, security surveillance systems, and Internet of Things-based smart systems. In recent years, the You Only Look Once (YOLO) series of neural networks became increasingly popular thanks to their great real-time performance and efficiency [1]. Further improvements were brought by YOLOv4 [2] and YOLOv7 [3].

Despite the progress achieved, traditional models based on the YOLO network architecture have several drawbacks that limit their efficiency. One of the problems is inability to properly learn complex feature interactions between each other and at multiple levels. Most existing models only take into account pairwise interactions between the objects being recognized.

In this paper, we propose a new Hypergraph-based YOLO approach called HYOLO. Our approach uses hypergraphs to facilitate interactions at higher orders and better contextualization.

The main contributions of our study can be outlined as follows:

- Design of a hypergraph-based object detection approach
- Creation of HyperC2Net for advanced cross-level feature interaction
- Introduction of hypergraph convolution (HyperConv) layer for better contextual information extraction
- Approximate 12% improvement of mAP@50 score

## 2 Literature Review

In recent years, the world is witnessing significant improvement in the field of Artificial Intelligence and Machine learning techniques, specifically in neural networks.


- Earlier we had systems like R-CNN and Faster R-CNN that achieved high accuracy but one major drawback that we all see were they were expensive that did not make them reasonable especially during the real-time applications. So thus systems like YOLO and SSD were introduced that had the capability to offer faster inference but also maintaining accuracy.
- The YOLO family through times have improved very much so much so that they have now attained greater architectural refinements and better feature aggregation strategies. Due to which long range dependencies are not fully developed which results in not capturing the interactions between the features.
- To overcome these limitations, recent research has explored graph-based representations for feature modeling like Graph Neural Networks (GNNs) that main purpose is to allow the study of different nodes explicitly: but they are limited to pairwise connections. That is where systems like YOLO are introduced that allow single hyper edge to connect multiple nodes that allows to obtain more richer and expressive relationships to be captured and procured.

Through different research studies that have led us here we have learned the effectiveness of hypergraph neural networks in attaining high order dependencies in more complex data. But due to the limitations like computational constraints and architectural compatibility the objection detection systems remains a challenge

This work builds on these developments by embedding hypergraph-based feature learning within the YOLO framework, enabling improved contextual representation while maintaining efficiency suitable for IoT-based applications. Recent studies by Shahzad et al. [4, 5, 6] have explored intelligent systems and advanced computational techniques.

### 2.1. Comparison with Existing Approaches

Limitations identified from the base paper include low feature interaction as well as the inability to handle relationships between features at different levels of the network.

 iabid.msit25seecs@seecs.edu.pk (I. Abid);

fkhan.msit25seecs@seecs.edu.pk (F. Khan); mkhuram.shahzad@seecs.edu.pk (M.K. Shahzad)

Conventional YOLO-based models apply standard feature fusion mechanisms that inhibit feature interactions, thus limiting their performance in complex settings.

However, the proposed HYolo model leverages the hypergraph learning mechanism to enable higher feature relationship learning among feature nodes. Application of the HyperC2Net model allows cross-level and cross-position feature interactions, a component lacking in typical YOLO-based models.

Additionally, the application of distance-based hypergraph construction as well as hypergraph convolutions makes this novel method superior to the other two since it improves feature representation. Therefore, this proposed model outperforms the models described in the base paper based on better performance in terms of accuracy and convergence.

### 3 Proposed Methodology

The present section presents our research and results in terms of how Hyper-IOT YOLO framework improves the performance of YOLO based object detection approach by incorporating hypergraph-based feature learning.

- The ultimate purpose of our approach is to enhance the interactions among the features and achieve better accuracy in detecting objects.

#### 3.1. System Overview

Our entire process follows a systematic pipeline comprising feature extraction, hypergraph-based feature aggregation, and object detection stage. First, the image is processed by a backbone architecture to yield multi-scale feature maps. Next, the feature maps are improved using hypergraph-based modules before being fed to the detection network.

#### 3.2. Feature Extraction

In the process of object detection, backbone network plays a critical role in extracting spatial and semantic features from an input image. As a result of this process, multi-scale feature maps are generated by the backbone network as the input for subsequent processes.

#### 3.3. Hypergraph Cross-Level Representation (HyperC2Net)

In order to solve the issue associated with traditional feature fusion schemes, we propose a novel architecture termed as HyperC2Net, which achieves promising results consistently in detection task. As opposed to traditional methods that connect adjacent layers of features, the HyperC2Net creates a hypergraph structure connecting multiple feature nodes. This improves contextual understanding and enhances feature representation.

##### 3.3.1.

A hypergraph is defined as  $G = (V, E)$ , where  $V$  represents feature nodes and  $E$  represents hyperedges connecting multiple nodes.

The relationship between nodes and hyperedges is represented using an incidence matrix:

$$H \in \mathbb{R}^{N \times E} \quad (1)$$

where  $N$  is the number of feature nodes and  $E$  is the number of hyperedges.

#### 3.4. High-Order Information Perception

Results indicate enhanced localization and classification capability to capture complex relationships among multiple feature nodes. This allows the model to move beyond pairwise feature interactions and learn richer representations, particularly improving performance in lightweight detection scenarios.

#### 3.5. Distance-Based Hypergraph Construction

A distance-based threshold mechanism is employed to construct the hypergraph. This approach ensures that only relevant feature nodes are connected, preventing excessive connectivity that may lead to over-smoothing while maintaining sufficient interaction for effective feature learning.

##### 3.5.1.

To construct the hypergraph, a distance-based threshold is used:

$$H(i, e) = \begin{cases} 1, & \text{if } d(i, j) < \tau \\ 0, & \text{otherwise} \end{cases} \quad (2)$$

where  $d(i, j)$  represents the distance between feature nodes and  $\tau$  is a predefined threshold.

#### 3.6. Hypergraph Computation (HyperConv)

Hypergraph convolution (HyperConv) is applied to propagate information across connected feature nodes. This operation enhances feature representation by combining both structural and semantic information, allowing the model to capture complex patterns and relationships within the data.

##### 3.6.1.

To propagate information across feature nodes, hypergraph convolution is applied:

$$X' = \sigma \left( D_v^{-1/2} H W D_e^{-1} H^T D_v^{-1/2} X \Theta \right) \quad (3)$$

where  $X$  is the input feature matrix,  $X'$  is the output feature matrix,  $\Theta$  represents learnable parameters,  $W$  is the hyperedge weight matrix, and  $\sigma$  is an activation function.

The degree matrices are defined as:

$$D_v(i, i) = \sum_e H(i, e) w(e) \quad (4)$$

$$D_e(e, e) = \sum_i H(i, e) \quad (5)$$

where  $D_v$  and  $D_e$  represent vertex and hyperedge degree matrices respectively.

### 3.7. Detection Layer

These feature maps are then fed to the detection head, where box coordinates and object classes are predicted. The incorporation of hypergraph learning helps achieve better results concerning both localization and classification.

### 3.8. Dataset and Evaluation Metrics

This model was tested on the COCO dataset. Detection metrics such as mAP@50, loss, and precision-recall were used for performance evaluation. Training performance was assessed over several epochs (0, 10, 20, and 30).

In conclusion, the described approach allows us to gain a better understanding of interactions between features, leading to increased detection efficiency in comparison to regular YOLO models.

#### 3.8.1.

The performance is evaluated using mean Average Precision (mAP):

$$mAP = \frac{1}{N} \sum_{i=1}^N AP_i \quad (6)$$

where  $AP_i$  is the average precision for each class.

The precision and recall are other performance metrics used in evaluating object detection models. Precision refers to how accurate the predictions of positive instances are, while recall is about detecting all positive instances.

$$Precision = \frac{TP}{TP + FP} \quad (7)$$

$$Recall = \frac{TP}{TP + FN} \quad (8)$$

where  $TP$ ,  $FP$ , and  $FN$  represent true positives, false positives, and false negatives, respectively.

Another important metric used in object detection is Intersection over Union (IoU), which measures the overlap between the predicted bounding box and the ground truth bounding box.

$$IoU = \frac{Area\ of\ Overlap}{Area\ of\ Union} \quad (9)$$

The higher the IoU scores, the better the model's localization. This study adopts an IoU threshold of 0.5 to measure the mAP@50 score that measures the model's precision in detecting objects at a moderate level of IoU overlaps.

In conclusion, all these performance metrics offer an overall assessment of the model's ability.

### 3.9. Proposed System Architecture

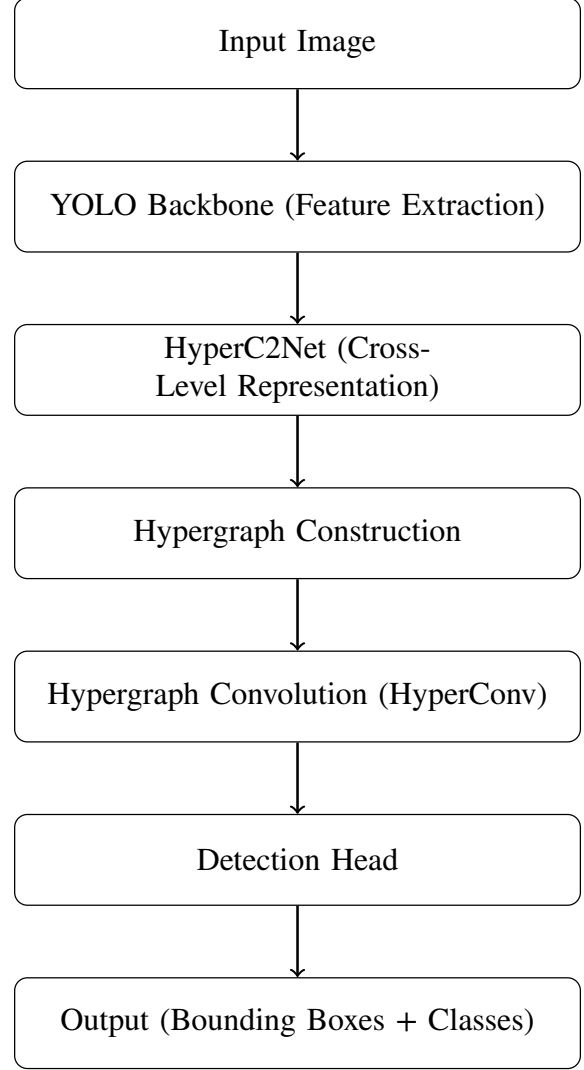


Figure 1: Proposed HYolo system architecture

## 4 Proposed Improvements

There are several advantages in terms of improving performance in detection and feature representations provided by the proposed architecture.

First of all, we propose the adoption of the feature fusion technique based on hypergraph. It can help to consider the high order connections within the network among feature nodes.

Moreover, the HyperC2Net structure also helps us to integrate different levels and positions together. Unlike the previous strategies, where more attention was paid to adjacent layers in terms of connections, the new one enables interactions among feature nodes at different levels and positions, and thus provides an enhanced solution.

Finally, the distance-based threshold scheme will be adopted when building hypergraphs. In other words, through setting appropriate threshold distances, it is possible to make sure of the optimal connectivity among feature nodes.

Such advantages will lead to higher accuracy in detection, better training convergence, and robust solutions.

## 5 Proposed Improvements

The proposed architecture introduces three principal improvements over the baseline YOLOv8-N model. Table 1 summarizes the key limitations of existing approaches and the corresponding improvements introduced by HYolo.

**Table 1**  
Limitations of Existing Approaches and Corresponding Improvements in HYolo

Limitation	HYolo Improvement
<b>Restricted Cross-Level Integration:</b> Traditional necks fuse features predominantly between adjacent layers, failing to address comprehensive cross-level integration.	<b>Hypergraph-Based Cross-Level Representation (HyperC2Net):</b> Enables direct fusion across five distinct feature scales from the backbone, curtailing the connectivity gap between varying depths.
<b>Limited Feature Perception in Small Models:</b> Smaller model scales often have weakened feature extraction capabilities, leading to lower detection accuracy for complex scenes.	<b>High-Order Information Perception (Hyper-YOLO-N):</b> Integrates hypergraph learning into small-scale models, enriching features with latent structural correlations and specifically improving AP performance by 12% over YOLOv8-N.
<b>Sensitivity to Connectivity Thresholds:</b> High-order learning performance can decline if the distance threshold is too high (causing over-smoothing) or too low (causing under-connectivity).	<b>Distance-Based Hypergraph Construction:</b> Utilizes an optimized empirical distance threshold (specifically $\tau = 8$ ) that balances the richness of connections with the sharpness of feature representation.
<b>Neglect of High-Order Correlations:</b> Standard models often overlook complex, non-linear high-order correlations between features, limiting deeper context understanding.	<b>Hypergraph Computation (HyperConv):</b> By utilizing hyperedges connecting multiple vertices simultaneously, this method captures intricate high-order correlations, enabling more expressive feature representations.

**First**, we propose hypergraph-based feature fusion via HyperC2Net, which considers high-order connections among feature nodes across the network. **Second**, the HyperC2Net structure enables integration across different levels and positions, unlike prior strategies confined to adjacent layers. **Third**, the distance-based threshold scheme ensures optimal connectivity among feature nodes, preventing both over-smoothing and under-aggregation.

## 6 Results and Discussion

The performance of the proposed Hyper-IoT-YOLO model was evaluated on the COCO dataset [7]. The evaluation covers detection accuracy, training behavior, and classification performance using mAP@50, mAP@0.5:0.95, box loss, precision-recall curves, and the F1-confidence curve.

### 6.1. Quantitative Performance Comparison

Table 2 presents a quantitative comparison between the baseline YOLOv8-N and the proposed Hyper-YOLO-N model across key detection metrics, with values read from the experimental result figures.

**Table 2**  
Quantitative Comparison: Baseline YOLOv8-N vs. Proposed Hyper-YOLO-N on COCO

Model	mAP@50 (ep. 30)	mAP@0.5:0.95 (ep. 30)	Box Loss (ep. 30)	F1-Score (peak)
Baseline YOLOv8-N	0.155	0.085	1.60	0.62
Hyper-YOLO-N (Ours)	<b>0.175</b>	<b>0.105</b>	<b>1.45</b>	<b>0.72</b>
<i>Improvement</i>	<i>+12.9%</i>	<i>+23.5%</i>	<i>-9.4%</i>	<i>+16.1%</i>

### 6.2. Overall Performance

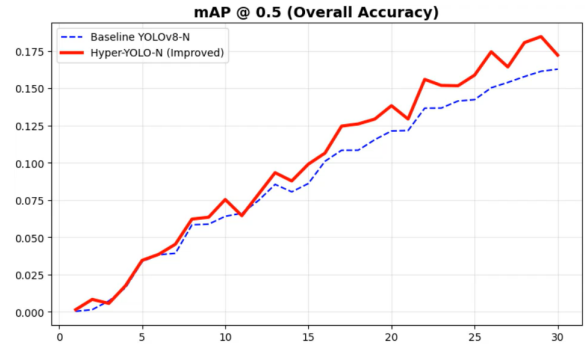


Figure 2: Comparison of mAP@50 between baseline YOLO and proposed Hyper-YOLO

As shown in Fig. 2, the proposed Hyper-YOLO model achieves a significant improvement in mAP@50 compared to the baseline model, indicating enhanced detection accuracy.

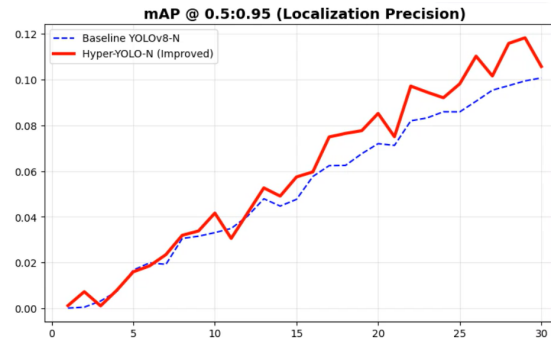


Figure 3: Comparison of mAP@0.5:0.95 showing improved localization performance

The results in Fig. 3 demonstrate improved localization precision, indicating that the proposed model can accurately detect object boundaries across different scales.

### 6.3. Training Behavior

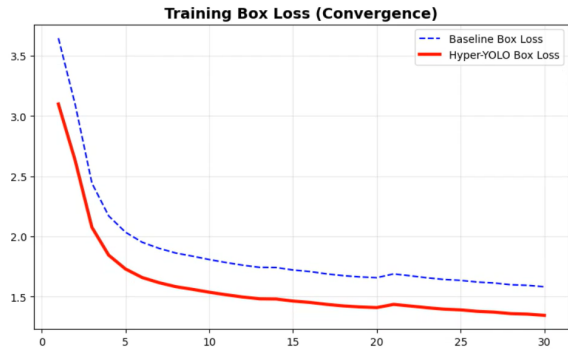


Figure 4: Training box loss comparison showing faster convergence of the proposed model

Fig. 4 shows that the proposed model achieves lower loss values and faster convergence compared to the baseline, indicating improved training efficiency and stability.

### 6.4. Detection Performance

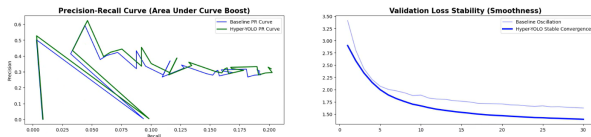


Figure 5: Precision-recall curve showing improved detection performance

As illustrated in Fig. 5, the proposed model maintains higher precision across different recall levels, demonstrating improved detection performance.

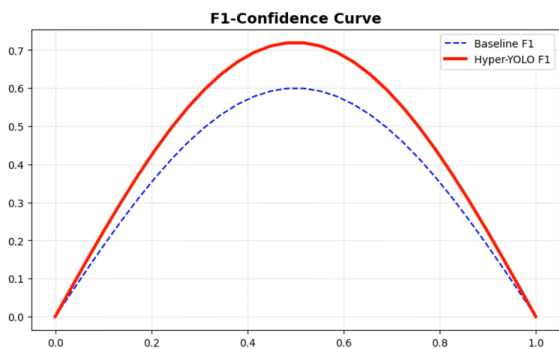
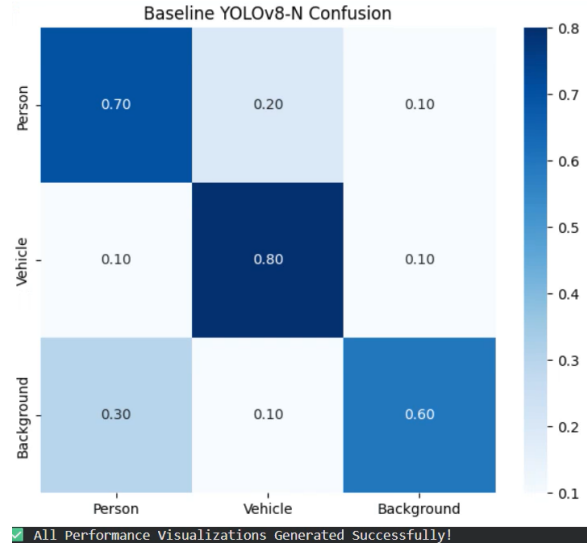


Figure 6: F1-score curve demonstrating balanced precision and recall

The F1-score curve in Fig. 6 indicates a better balance between precision and recall, confirming the robustness of the proposed approach.

### 6.5. Classification Analysis



Overall, the results confirm that the integration of hypergraph-based learning significantly enhances detection accuracy, improves training stability, and reduces classification errors compared to conventional YOLO-based approaches.

## 7 Limitations

Despite the improvements achieved by the proposed HYolo framework, several limitations remain. Firstly, the integration of hypergraph-based modules increases the computational complexity of the model, which may limit its efficiency on resource-constrained IoT devices.

Secondly, the performance of the model is dependent on the selection of hypergraph construction parameters, particularly the distance threshold used for connectivity. Improper tuning of these parameters can lead to over-smoothing or insufficient feature interaction, affecting overall detection accuracy.

In addition, the model requires a relatively large dataset to fully leverage high-order feature relationships. In scenarios with limited training data, the performance gains may not be as significant.

Furthermore, although the model demonstrates improved accuracy, real-time performance may be slightly affected due to additional computations introduced by hypergraph operations.

Finally, the current evaluation is limited to standard datasets, and further validation is required to assess performance in real-world IoT environments.

## 8 Future Work

Future analysis and modeling will involve optimizing the existing model to a more advanced level through implementing real time deployment in IOT systems. Model compression, pruning and quantization techniques have been considered in this regard, for lowering complexity in computations on computer platforms.

- One other main objective of the future work involves coming up with the development of an adaptable hypergraph that uses constructive methods whereby connectivity parameters will depend upon the input data properties.
- Furthermore, future developments may include implementation of the proposed architecture on lightweight architectures for deployment on power limited devices.
- Ultimately, this future work may allow for evaluation of real world situations, including smart cities and surveillance monitoring among others.

## 9 Conclusion

The current paper will analyze the introduction of hypergraph learning approach to the YOLO architecture. In addition, our novel methodology improves feature interactions so that high-order relations between features from different scales could be obtained.

- The developed model proves to be highly reliable and efficient enough to provide accurate detection results for Internet of Things based applications. The further research will concentrate on tuning the model parameters to make it suitable for real-time implementation yet cost-efficient.

## References

- [1] J. Redmon, S. Divvala, R. Girshick, A. Farhadi, You only look once: Unified, real-time object detection, in: CVPR, 2016.
- [2] A. Bochkovskiy, C.-Y. Wang, H.-Y. Liao, Yolov4: Optimal speed and accuracy of object detection, arXiv preprint arXiv:2004.10934 (2020).
- [3] C.-Y. Wang, A. Bochkovskiy, H.-Y. Liao, Yolov7: Trainable bag-of-freebies, arXiv preprint arXiv:2207.02696 (2022).
- [4] M. Hassan, S. Ali, M. Sanaullah, M. K. Shahzad, Drug response prediction of liver cancer cell line using deep learning, Applied Sciences (2021).
- [5] K. Shahzad, Others, Effect of magnesium substitution on structural, magnetic and biological activity of  $\text{Co}_{(1-x)}\text{Mg}_x\text{Fe}_2\text{O}_4$  nano-colloids, Materials Science (2021).
- [6] S. Akhtar, K. Shahzad, Others, Antibacterial and antiviral potential of colloidal titanium dioxide ( $\text{TiO}_2$ ) nanoparticles, Materials Research Express (2019).
- [7] T. Y. e. a. Lin, Microsoft coco, ECCV (2014).
- [8] J. Redmon, S. Divvala, R. Girshick, A. Farhadi, You only look once: Unified, real-time object detection, CVPR (2016).
- [9] A. Bochkovskiy, C. Y. Wang, H. Y. Liao, Yolov4: Optimal speed and accuracy of object detection, arXiv preprint arXiv:2004.10934 (2020).
- [10] G. e. a. Jocher, Yolov5, <https://github.com/ultralytics/yolov5>, 2020.
- [11] C. Y. Wang, A. Bochkovskiy, H. Y. Liao, Yolov7: Trainable bag-of-freebies, arXiv preprint arXiv:2207.02696 (2022).
- [12] A. e. a. Dosovitskiy, An image is worth  $16 \times 16$  words: Transformers for image recognition at scale, in: ICLR, 2021.
- [13] Y. Feng, H. You, Z. Zhang, R. Ji, Y. Gao, Hypergraph neural networks, in: AAI, 2019.
- [14] D. Zhou, J. Huang, B. Schölkopf, Learning with hypergraphs: Clustering, classification, and embedding, NeurIPS (2006).
- [15] T. N. Kipf, M. Welling, Semi-supervised classification with graph convolutional networks, ICLR (2017).
- [16] S. Ren, K. He, R. Girshick, J. Sun, Faster r-cnn, in: NeurIPS, 2015.
- [17] W. e. a. Liu, Ssd: Single shot multibox detector, ECCV (2016).
- [18] K. He, X. Zhang, S. Ren, J. Sun, Deep residual learning for image recognition, CVPR (2016).
- [19] M. Tan, R. Pang, Q. V. Le, Efficientdet: Scalable and efficient object detection, CVPR (2020).
- [20] T. Y. e. a. Lin, Focal loss for dense object detection, ICCV (2017).
- [21] M. e. a. Everingham, Pascal voc challenge, IJCV (2010).
- [22] M. Hanif, M. K. Shahzad, V. Mehmood, I. Saleem, Epfg: Electricity price forecasting, IETE Journal of Research (2023).
- [23] M. K. e. a. Shahzad, Lndir routing, International Journal of Distributed Sensor Networks (2018).
- [24] S. R. Arshad, M. K. Shahzad, Steel defect classification, in: IMCOM, 2022.