

The Unsampled Truth: Psychometrics in SLMs Measure Prompt Artifacts, Not Psychological Constructs

Nils Schwager, Christoph Hau, Simon Munker, Achim Rettinger

Trier University, Trier, Germany

{schwager, hau, muenker, rettinger}@uni-trier.de

Abstract

When prompting SLMs for psychometric assessments, researchers assume the outputs reflect semantic reasoning. We evaluate this premise across 13 open-weights models (0.6B to 14B parameters) using a prompt variation framework that separates semantic signals from prompt artifacts. By systematically varying personas, instructions, items, and option symbols, we find that artifactual variance frequently overpowers the semantic signal. In these cases, models predominantly reflect prompt compliance rather than simulated psychological traits. While these findings limit SLM utility in psychometrics, our framework provides a diagnostic tool to identify destructive artifacts and isolate semantic understanding for future frontier-model research.

1 Introduction

When researchers prompt an LLM to take a personality test, they are operating under a fragile premise. The current methodology involves feeding models specific personas and standardized inventories to extract simulated human attitudes and behaviors (Jiang et al., 2024; Lee et al., 2025; Zheng et al., 2025). However, this paradigm rests on a critical assumption: that the model’s predicted output is primarily a reflection of the injected persona and the semantic meaning of the survey item.

Ongoing research questions whether LLMs can accurately predict human response behavior (Dominguez-Olmedo et al., 2024; Lee et al., 2025; Rupprecht et al., 2025; Santurkar et al., 2023; Tjuntaja et al., 2024; Ahnert et al., 2025) or classical psychological principles, such as construct validity, can be applied to LLMs (Munker, 2025). These concerns are compounded by the models’ sensitivity to prompt design. Studies demonstrate that altering components, such as answer option symbols (Yang et al., 2025b; Brucks and Toubia, 2025), personas (Lutz et al., 2025), output constraints in

the instruction (Röttger et al., 2024), and item reformulations (Tosato et al., 2026), induce a significant response variance.

However, core elements including the task instruction remain critically under-researched. More importantly, the field lacks a unified experimental design that evaluates prompt components (instruction, option symbols, item & persona) simultaneously. Because prior studies have not quantified the impact of variations of these components when their semantic meaning is held constant, the true signal-to-artifact ratios of LLM psychometrics remain unknown. Without isolating genuine semantic reasoning from artifacts¹, the field risks misinterpreting noise as simulated psychology.

To start addressing this gap, we **quantify the magnitude of artifactual variance in SLM psychometric predictions**. This is achieved by evaluating models across a matrix of prompt components, consisting of different variants for each component (e.g. A-E vs. 1-5 as option symbols), while holding the core semantic meaning constant, thereby isolating the magnitude of artifactual variance from the intended psychological signal.

Our work makes two primary contributions to the evaluation and critique of SLM psychometrics: **A Variance Partitioning Framework:** We introduce a diagnostic pipeline to decompose measurement error in SLM-based survey experiments. By constructing prompt variations while preserving semantics, we compute the Average Pairwise Wasserstein Distance (APWD) and apply distance-based PERMANOVA to isolate the psychological signal from artifactual variance.

Artifact Dominance in SLM Psychometrics: Applying this framework across 13 open-weights mod-

¹In classical psychometrics, an artifact is an artificial finding produced by the measurement instrument itself (Podsakoff et al., 2003). Accordingly, we define a prompt artifact as the distributional shift induced by semantically equivalent prompt variations, representing methodological error rather than latent reasoning.



Figure 1: **Prompt Variant Matrix** ■ ■ ■ ■ : The Cartesian product of the semantically equivalent prompt variations (colored components). These four axes define the complete structural parameter space evaluated for each item.

els (0.6B to 14B parameters), we systematically quantify the artifact dominance that raises concerns about operational reliability of SLMs for psychological assessment. We demonstrate that small models are predominantly governed by prompt variants, remaining deaf to semantic variations. Crucially, scaling to 14B parameters fails to resolve this brittleness. Because these artifacts frequently eclipse the semantic signal, we conclude that in many settings, prompt artifacts account for a substantial proportion of explained variance, complicating the interpretation of latent psychological traits.

2 Methods

2.1 Experimental Setup

Models To systematically detect architectural vulnerabilities and evaluate the impact of parameter scaling, we evaluate 13 instruction-tuned models (with reasoning deactivated) across four openweights families: Llama-3.1/3.2 (Grattafiori et al., 2024), Qwen3 (Yang et al., 2025a), Ministral-3 (Liu et al., 2026), and Gemma-4.

Psychometric Inventories We utilize the Big Five Inventory (BFI) (John and Srivastava, 1999) and the Short Dark Triad (SD3) (Jones and Paulhus, 2014), each using a 5-point Likert scale, demonstratively; as they belong to the standard repertoire in current LLM psychometrics.

Baseline Personas To establish psychological baselines, we select five distinct personas from the Nemotron dataset, using their default texts as our core semantic signal (Meyer and Corneil, 2025).

2.2 Constructing the Prompt Variant Matrix



To construct the Prompt Variant Matrix (Figure 1), we use five variants for each component while preserving its semantic meaning. The goal of these variations is not to create an exhaustive grid

search of all possible combinations of prompts, but rather to measure the amount of variance within a contained set that remains within the reasonable bounds of what researchers might realistically design. Full variants are detailed in Appendix C.

Persona ■ We supplement each baseline persona, by creating four variations. These variations systematically alter vocabulary and sentence order while preserving the underlying meaning, ensuring the semantic target remains constant.

Instruction ■ We adapted our instructions from standard LLM psychometric research. However, following Wang et al. (2024b)’s findings on first-token probability deviations, we augmented these baselines with strict formatting constraints.

Item ■ We utilize the item reformulations introduced by Tosato et al. (2026). For each BFI and SD3 item, we test five lexical variants: the original questionnaire wording and four randomly sampled paraphrases from their validated dataset.

Option Symbol ■ Based on prevalent formatting practices in the literature (Yang et al., 2025b), we test five distinct ordinal option symbol sets: Arabic numerals (1-5), Roman numerals (I-V), uppercase letters (A-E), lowercase letters (a-e), and an arbitrary alphanumeric baseline (x1-x5).

2.3 Metrics

2.3.1 Logit-Based Distribution Extraction

We apply a standard softmax function ($t = 1$) over the full vocabulary to extract the absolute probability mass of the target symbols and compute the joint probability for multi-token variants as the product of their sequential token probabilities. Treating the output as a distribution captures the model’s underlying uncertainty across the trait spectrum, avoiding the information loss caused by greedy text generation.

2.3.2 Total and Marginal Variance (APWD)

Because Likert responses are ordinal, standard probability metrics (e.g., Jensen-Shannon diver-

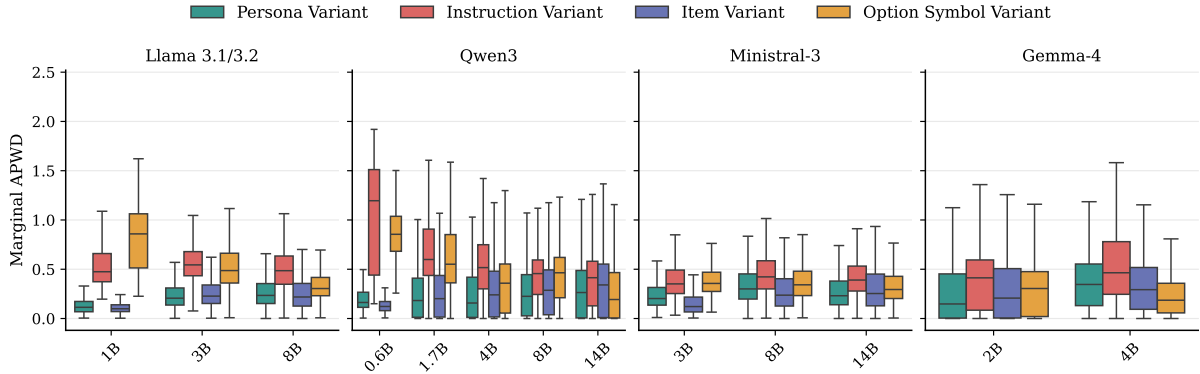


Figure 2: Marginal APWD for individual prompt components on the BFI dataset. Boxplots display the isolated variance induced by altering a single component while holding the remaining components constant. SD3 results in Figure 5.

gence) fail to penalize the ordinal magnitude of an error. Therefore, we quantify distributional shifts using the 1-Wasserstein distance (W_1), which calculates the minimum transport cost required to transform one distribution into another.

Total Magnitude We compute the APWD across all 5^4 combinations within a single Prompt Variant Matrix $\begin{matrix} \blacksquare & \blacksquare & \blacksquare & \blacksquare \\ \blacksquare & \blacksquare & \blacksquare & \blacksquare \\ \blacksquare & \blacksquare & \blacksquare & \blacksquare \\ \blacksquare & \blacksquare & \blacksquare & \blacksquare \end{matrix}$. This establishes the geometric instability of a model for a specific psychometric item and a specific persona. The reported mean APWD averages the distances from all 220 unique matrices (5 baseline personas \times 44 BFI items).

Marginal Effects To isolate the variance caused by individual prompt components, we calculate the marginal APWD by varying only the target component while keeping the others fixed. Consequently, each marginal effect for each model represents the average displacement across 27,500 isolated permutations (5 baseline personas \times 5^3 fixed variants \times 44 BFI items).

2.3.3 Distance-Based Variance Decomposition

To partition the measurement error, we employ Permutational Multivariate Analysis of Variance (PERMANOVA) (Anderson, 2001). Unlike standard ANOVA, PERMANOVA operates directly on arbitrary distance matrices (in this case, our Wasserstein distances), making it sound for non-parametric probability distributions.

To separate psychological reasoning from prompt compliance, we group the data by psychometric item. For each item and model, we execute PERMANOVA across a combined matrix of 3,125 prompt combinations (5 baseline personas \times 5^4 variants $\begin{matrix} \blacksquare & \blacksquare & \blacksquare & \blacksquare \\ \blacksquare & \blacksquare & \blacksquare & \blacksquare \\ \blacksquare & \blacksquare & \blacksquare & \blacksquare \\ \blacksquare & \blacksquare & \blacksquare & \blacksquare \end{matrix}$). By structuring the analysis

this way, we can estimate the relative contribution of semantic and prompt-related variance components.

3 Experiments

3.1 Total Magnitude of Artfactual Variance

Table 1 reports the APWD. The APWD scores in the range of 0.5 to 1.0 indicate measurement error, as variations in the prompt displace the output by up to a full ordinal step. We observe distinct sensitivity towards the datasets: for the BFI the models exhibit consistently lower variance than the SD3, suggesting weaker SD3 trait representation in the Nemotron personas or the models’ themselves. Given this instability, SD3 results are deferred to Appendix D.2. Further, the data reveals scaling differences between the models. While Llama and Qwen stabilize at larger scales, Ministral and Gemma become more volatile.

Model	BFI	SD3
Llama-3.2-1B	0.815 (\pm 0.039)	0.803 (\pm 0.059)
Llama-3.2-3B	0.682 (\pm 0.101)	0.752 (\pm 0.179)
Llama-3.1-8B	0.583 (\pm 0.145)	0.724 (\pm 0.178)
Ministral-3-3B	0.504 (\pm 0.111)	0.516 (\pm 0.074)
Ministral-3-8B	0.638 (\pm 0.157)	0.759 (\pm 0.148)
Ministral-3-14B	0.592 (\pm 0.185)	0.740 (\pm 0.184)
Qwen3-0.6B	1.053 (\pm 0.029)	1.058 (\pm 0.027)
Qwen3-1.7B	0.718 (\pm 0.170)	0.874 (\pm 0.166)
Qwen3-4B	0.603 (\pm 0.242)	0.752 (\pm 0.187)
Qwen3-8B	0.626 (\pm 0.187)	0.784 (\pm 0.196)
Qwen3-14B	0.579 (\pm 0.286)	0.728 (\pm 0.219)
gemma-4-E2B	0.542 (\pm 0.257)	0.815 (\pm 0.260)
gemma-4-E4B	0.643 (\pm 0.238)	0.877 (\pm 0.192)

Table 1: Mean (standard deviation) APWD across all Prompt Variant Matrices for the BFI and SD3 datasets. Higher values indicate greater measurement error.

3.2 Marginal Effects of Components

Across almost all evaluated architectures, task instructions ■ and option symbols ■ drive significantly higher marginal variance than paraphrasing (Figure 2). Furthermore, vulnerabilities carry distinct architectural signatures, such as Qwen’s sensitivity to instructions ■ versus Llama’s vulnerability to option symbol variants ■.

We also observe intra-family divergence. For instance, Qwen3-14B develops an above-average sensitivity to item variations ■ entirely absent in its smaller counterparts. There is no unified pattern of robustness within, let alone across, model families. Finally, we must contextualize this volatility: while moderate variance indicates active attention to a prompt component, the near-zero marginal variance observed in small models (e.g., Llama-3.2-1B) does not indicate robustness. Instead, it indicates a systemic failure to process the semantic signal, leading to format-dominated response distributions.

3.3 Variance Decomposition

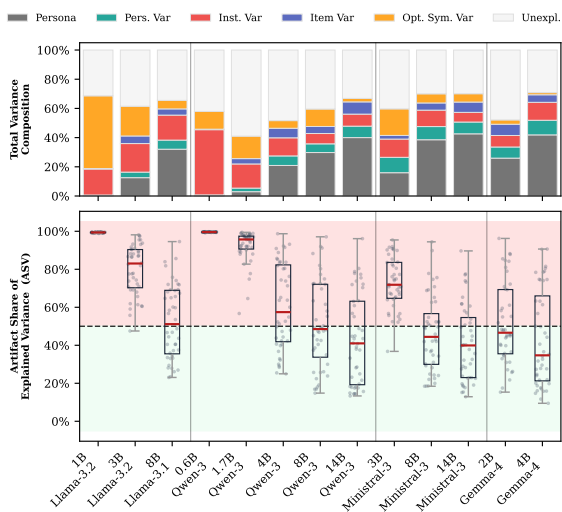


Figure 3: Distance-based variance decomposition (PERMANOVA) on the BFI dataset. (Top) Mean proportion of total variance explained by the intended semantic persona versus prompt variants. (Bottom) The artifact share of explained variance (per questionnaire item). SD3 results in Figure 4.

Figure 3 (Top) reports the mean variance composition across all 44 BFI items. In sub-billion models, the intended semantic signal is nonexistent (e.g., small Qwen models failing entirely due to instruction-induced distributional shifts ■, small Llamas due to option symbol variants ■). As mod-

els scale toward 14B, the semantic signal strengthens. However, these average improvements mask severe item-level failures.

Figure 3 (Bottom) demonstrates that even at 14B, a critical mass of items yields an artifact share of explained variance (ASV) $> 50\%$, indicating that prompt artifacts heavily dominate the baseline personas. Because the artifact-explained variance remains this large, none of the evaluated models demonstrated sufficient robustness for the psychometric configurations tested here. Measuring up to the 14B scale consistently risks being a reflection of the prompt rather than semantics. Finally, large parts of the variance remain unexplained due to complex interactions between prompt components, further compounding the problem.

4 Conclusion & Future Work

We developed the Prompt Variant Matrix and distance-based variance decomposition and find that prompt-induced variance remains substantial across tested open-weight models up to 14B parameters, limiting the reliability of psychometric interpretations under current prompting paradigms. One possible explanation is that instruction tuning introduces strong formatting priors, while Transformer decoding may not be well-suited for stable single-token psychometric prediction (Wang et al., 2024b). While this dominance raises serious concerns about the reliability of SLMs for psychometric use under current prompting paradigms, our framework offers two paths forward. First, it serves as a diagnostic tool; researchers can utilize this design to identify specific prompt variants that steer a model heavily away from its distribution. Second, it provides a mechanism to isolate artifactual variance from semantic impact. This isolation opens the layer of assessing a model’s latent semantic understanding, potentially explaining why prior literature has struggled to establish robust construct validity.

To determine if these vulnerabilities persist at the frontier limit, future research could apply this framework to significantly larger architectures (e.g., $>70B$ parameters). Finally, because the artifactual noise might be exacerbated by lacking trait representation in the baseline Nemotron personas, future studies must test whether injecting deeper, highly explicit psychological anchors can overpower this artifactual variance.

Limitations

While our Prompt Variant Matrix and distance-based variance decomposition provide a robust diagnostic framework for quantifying measurement error, this study operates within several methodological boundaries:

Non-Exhaustive Parameter Space The structural axes of the Prompt Variant Matrix represent a targeted, not exhaustive, sample of potential prompts. We bounded our experimental design to instruction constraints, option symbols, and paraphrasing. We did not evaluate variations in structural placement (e.g., shifting the baseline persona from the system prompt to the user prompt) or ordinal directionality (e.g., reversing the order of answer options), which prior literature (Zeng et al., 2024; Wang et al., 2024a) suggests could induce further distributional shifts.

Sensitivity to Variant Selection & Trait Density The magnitude of the measured variance is dependent on our specific variant configurations. While we anchored our prompts in established published methodologies to ensure ecological validity, the framework remains sensitive to variants that diverge too sharply. Furthermore, the baseline Nemotron personas may lack the latent trait density necessary to measurably anchor complex Big Five or SD3 dimensions. This weak initial trait representation could exacerbate the severe artifact dominance we observed.

Restriction to Small-Scale Open Models While the observed artifact dominance restricts the operational use of SLMs in psychometric environments, we intentionally restricted our evaluation to open-weights architectures to ensure transparent, reproducible access to the raw logit distributions required for the Wasserstein distance calculations. Consequently, we cannot definitively conclude whether closed-weights, frontier-scale models (e.g., ChatGPT, Claude) successfully overcome this prompt compliance, or if extreme parameter scaling merely obfuscates the underlying structural brittleness.

Absence of Human Baselines We evaluated structural instability purely *in silico*. It is a well-documented phenomenon in classical psychometrics (Krosnick and Alwin, 1987; Bogner and Landrock, 2016) that human subjects also exhibit response-order bias when item wording or scale

formats change. Because we did not benchmark against a parallel human control group, we cannot precisely quantify the divergence between expected human methodological variance and the total semantic displacement observed in the SLMs.

Exclusion of Interaction Effects Our PERMANOVA analysis establishes a conservative lower bound for artifact-induced measurement error. While complex interaction effects between prompt components undoubtedly exist, our data reveal that individual SLMs possess highly idiosyncratic and overfitted structural signatures. Attempting to model more generalized interaction effects may overcomplicate the analysis and obscure the fundamental finding: that the effects of these artifacts are already sufficient to overpower the semantic signal.

Ethical Considerations

The primary ethical consideration arising from our findings relates to how researchers and practitioners interpret SLM-generated survey responses. Our results demonstrate that researchers, especially those employing naive prompting approaches, must be highly cautious when using SLMs for psychometrics. Because small-scale models exhibit strong sensitivity with respect to their prompting, treating their outputs as valid psychological measurements risks propagating artifactual noise as human-like reasoning.

Deployment Risks If researchers do not isolate this artifact dominance, the field risks establishing invalid literature built on prompt compliance rather than simulated psychology. Beyond academic contexts, the operational deployment of these models in applied settings, such as synthetic user testing, algorithmic profiling, or automated screening, poses significant real-world risks. Relying on psychological predictions that can be drastically altered simply by changing an option symbol from a letter to a numeral makes any downstream decision inherently arbitrary and potentially harmful.

Reproducibility Constraints Finally, our findings underscore the necessity of methodological transparency. To prevent the misinterpretation of artifacts as simulated traits, researchers must publicly release their exact prompt templates and parameters. Without this transparency, validating the true capabilities of SLMs in computational social science remains highly unreliable.

References

- Georg Ahnert, Anna-Carolina Haensch, Barbara Plank, and Markus Strohmaier. 2025. Survey response generation: Generating closed-ended survey responses in-silico with large language models. *arXiv preprint arXiv:2510.11586*.
- Marti J. Anderson. 2001. A new method for non-parametric multivariate analysis of variance. *Austral Ecology*, 26(1):32–46.
- Kathrin Bogner and Uta Landrock. 2016. Response biases in standardised surveys. *GESIS survey guidelines*, 155.
- Melanie Brucks and Olivier Toubia. 2025. Prompt architecture induces methodological artifacts in large language models. *PLOS ONE*, 20(4):1–13.
- Ricardo Dominguez-Olmedo, Moritz Hardt, and Celestine Mendler-Dünnler. 2024. Questioning the survey responses of large language models. *Advances in Neural Information Processing Systems*, 37:45850–45878.
- Aaron Grattafiori, Abhimanyu Dubey, Abhinav Jauhri, Abhinav Pandey, Abhishek Kadian, Ahmad Al-Dahle, Aiesha Letman, Akhil Mathur, Alan Schelten, Alex Vaughan, and 1 others. 2024. The llama 3 herd of models. *arXiv preprint arXiv:2407.21783*.
- Charles R Harris, K Jarrod Millman, Stéfan J Van Der Walt, Ralf Gommers, Pauli Virtanen, David Cournapeau, Eric Wieser, Julian Taylor, Sebastian Berg, Nathaniel J Smith, and 1 others. 2020. Array programming with numpy. *nature*, 585(7825):357–362.
- Hang Jiang, Xiajie Zhang, Xubo Cao, Cynthia Breazeal, Deb Roy, and Jad Kabbara. 2024. Personallm: Investigating the ability of large language models to express personality traits. In *Findings of the association for computational linguistics: NAACL 2024*, pages 3605–3627.
- O. P. John and S. Srivastava. 1999. *The Big Five Trait taxonomy: History, measurement, and theoretical perspectives*, pages 102–138.
- Daniel N Jones and Delroy L Paulhus. 2014. Introducing the short dark triad (sd3) a brief measure of dark personality traits. *Assessment*, 21(1):28–41.
- Jon A Krosnick and Duane F Alwin. 1987. An evaluation of a cognitive theory of response-order effects in survey measurement. *Public opinion quarterly*, 51(2):201–219.
- Lucio La Cava and Andrea Tagarelli. 2025. Open models, closed minds? on agents capabilities in mimicking human personalities through open large language models. *Proceedings of the AAAI Conference on Artificial Intelligence*, 39(2):1355–1363.
- Seungbeen Lee, Seungwon Lim, Seungju Han, Giyeong Oh, Hyungjoo Chae, Jiwan Chung, Minju Kim, Beong-woo Kwak, Yeonsoo Lee, Dongha Lee, and 1 others. 2025. Do llms have distinct and consistent personality? trait: Personality testset designed for llms with psychometrics. In *Findings of the Association for Computational Linguistics: NAACL 2025*, pages 8397–8437.
- Alexander H Liu, Kartik Khandelwal, Sandeep Subramanian, Victor Jouault, Abhinav Rastogi, Adrien Sadé, Alan Jeffares, Albert Jiang, Alexandre Cahill, Alexandre Gavaudan, and 1 others. 2026. Ministeral 3. *arXiv preprint arXiv:2601.08584*.
- Marlene Lutz, Indira Sen, Georg Ahnert, Elisa Rogers, and Markus Strohmaier. 2025. The prompt makes the person (a): A systematic evaluation of sociodemographic persona prompting for large language models. *arXiv preprint arXiv:2507.16076*.
- Wes McKinney and 1 others. 2011. pandas: a foundational python library for data analysis and statistics. *Python for high performance and scientific computing*, 14(9):1–9.
- Yev Meyer and Dane Corneil. 2025. *Nemotron-Personas-USA: Synthetic personas aligned to real-world distributions*.
- Simon Münker. 2025. Fingerprinting LLMs through survey item factor correlation: A case study on humor style questionnaire. In *Proceedings of the 2025 Conference on Empirical Methods in Natural Language Processing*, pages 245–258, Suzhou, China. Association for Computational Linguistics.
- Philip M Podsakoff, Scott B MacKenzie, Jeong-Yeon Lee, and Nathan P Podsakoff. 2003. Common method biases in behavioral research: a critical review of the literature and recommended remedies. *Journal of applied psychology*, 88(5):879.
- Paul Röttger, Valentin Hofmann, Valentina Pyatkin, Musashi Hinck, Hannah Kirk, Hinrich Schuetze, and Dirk Hovy. 2024. Political compass or spinning arrow? towards more meaningful evaluations for values and opinions in large language models. In *Proceedings of the 62nd Annual Meeting of the Association for Computational Linguistics (Volume 1: Long Papers)*, pages 15295–15311.
- Jens Rupperecht, Georg Ahnert, and Markus Strohmaier. 2025. Prompt perturbations reveal human-like biases in large language model survey responses. *arXiv preprint arXiv:2507.07188*.
- Shibani Santurkar, Esin Durmus, Faisal Ladhak, Cino Lee, Percy Liang, and Tatsunori Hashimoto. 2023. Whose opinions do language models reflect? In *Proceedings of the 40th International Conference on Machine Learning*, volume 202 of *Proceedings of Machine Learning Research*, pages 29971–30004. PMLR.
- Lindia Tjuatja, Valerie Chen, Tongshuang Wu, Ameet Talwalkar, and Graham Neubig. 2024. Do llms exhibit human-like response biases? a case study in survey design. *Transactions of the Association for Computational Linguistics*, 12:1011–1026.

- Tommaso Tosato, Saskia Helbling, Yorguin-Jose Mantilla-Ramos, Mahmood Hegazy, Alberto Tosato, David John Lemay, Irina Rish, and Guillaume Dumas. 2026. Persistent instability in llm’s personality measurements: Effects of scale, reasoning, and conversation history. In *Proceedings of the AAAI Conference on Artificial Intelligence*, volume 40, pages 37961–37969.
- Pauli Virtanen, Ralf Gommers, Travis E Oliphant, Matt Haberland, Tyler Reddy, David Cournapeau, Evgeni Burovski, Pearu Peterson, Warren Weckesser, Jonathan Bright, and 1 others. 2020. Scipy 1.0: fundamental algorithms for scientific computing in python. *Nature methods*, 17(3):261–272.
- Peiyi Wang, Lei Li, Liang Chen, Zefan Cai, Dawei Zhu, Binghuai Lin, Yunbo Cao, Lingpeng Kong, Qi Liu, Tianyu Liu, and 1 others. 2024a. Large language models are not fair evaluators. In *Proceedings of the 62nd Annual Meeting of the Association for Computational Linguistics (Volume 1: Long Papers)*, pages 9440–9450.
- Xinpeng Wang, Bolei Ma, Chengzhi Hu, Leon Weber-Genzel, Paul Röttger, Frauke Kreuter, Dirk Hovy, and Barbara Plank. 2024b. “my answer is c”: First-token probabilities do not match text answers in instruction-tuned language models. In *Findings of the Association for Computational Linguistics: ACL 2024*, pages 7407–7416.
- Michael L. Waskom. 2021. *seaborn: statistical data visualization*. *Journal of Open Source Software*, 6(60):3021.
- Thomas Wolf, Lysandre Debut, Victor Sanh, Julien Chaumond, Clement Delangue, Anthony Moi, Pierric Cistac, Tim Rault, Rémi Louf, Morgan Funtowicz, Joe Davison, Sam Shleifer, Patrick von Platen, Clara Ma, Yacine Jernite, Julien Plu, Canwen Xu, Teven Le Scao, Sylvain Gugger, and 3 others. 2020. *Transformers: State-of-the-art natural language processing*. In *Proceedings of the 2020 Conference on Empirical Methods in Natural Language Processing: System Demonstrations*, pages 38–45, Online. Association for Computational Linguistics.
- An Yang, Anfeng Li, Baosong Yang, Beichen Zhang, Binyuan Hui, Bo Zheng, Bowen Yu, Chang Gao, Chengen Huang, Chenxu Lv, and 1 others. 2025a. Qwen3 technical report. *arXiv preprint arXiv:2505.09388*.
- Zhen Yang, Ping Jian, and Chengzhi Li. 2025b. Option symbol matters: Investigating and mitigating multiple-choice option symbol bias of large language models. In *Proceedings of the 2025 Conference of the Nations of the Americas Chapter of the Association for Computational Linguistics: Human Language Technologies (Volume 1: Long Papers)*, pages 1902–1917.
- Zhiyuan Zeng, Jiatong Yu, Tianyu Gao, Yu Meng, Tanya Goyal, and Danqi Chen. 2024. Evaluating large language models at evaluating instruction following. In *International Conference on Learning Representations*, volume 2024, pages 40193–40219.
- Jingyao Zheng, Xian Wang, Simo Hosio, Xiaoxian Xu, and Lik-Hang Lee. 2025. Lmlpa: Language model linguistic personality assessment. *Computational Linguistics*, 51(2):599–640.
- Huiqi Zou, Pengda Wang, Zihan Yan, Tianjun Sun, and Ziang Xiao. 2024. Can llm self-report?: Evaluating the validity of self-report scales in measuring personality design in llm-based chatbots. *arXiv preprint arXiv:2412.00207*.

A Reproducibility and Code Availability

All experimental procedures, statistical analyses, and visualization tools are implemented using Python 3.13+ with standard scientific computing libraries (NumPy (Harris et al., 2020), SciPy (Virtanen et al., 2020), pandas (McKinney et al., 2011), seaborn (Waskom, 2021)). The Transformers (Wolf et al., 2020) library was used to run the models on one NVIDIA L40S. Complete code implementations, experimental configurations, processed datasets, results, analysis notebooks are available through our repository that will be made publicly available after the review process (<https://anonymous.4open.science/r/unsampled-truth/>).

B Generative AI Assistance

During coding, we utilized GitHub Copilot’s inline coding suggestions. Additionally, we employed Gemini 3 Pro for documentation and minor coding tasks, all of which were manually verified. During the writing process, we relied on Gemini 3 Pro, DeepL Translate, and DeepL Write for stylistic refinements and proofreading.

C Variants

Table 2 shows for one persona and item the variants we used. All other configurations can be found in the repository.

D Additional Results

D.1 OOD

Table 3 reports the Out-Of-Distribution (OOD) probability leakage alongside the APWD scores. Across most architectures, models allocate between 10% and 15% of their probability mass to non-target tokens. To compute the APWD, the remaining probability mass over the target ordinal symbols is subsequently normalized to one.

Persona Variations ■ (Baseline: Antonia Crockett)

You are Antonia Crockett, 28, a tech-savvy DIY enthusiast who blends a love for street photography, yoga, and community mentorship into a balanced life, though you sometimes procrastinate on financial reviews and can't resist a late-night coffee-fueled coding session. – *inspired by Meyer and Corneil (2025)*

You are 28 and tech-oriented, mixing your DIY passion with photography, yoga, and mentorship. While your life is balanced, you tend to delay financial tasks and often find yourself in coffee-fueled coding sessions late at night. – *self-created*

At 28 years of age, you live your life between yoga mats, your camera, and your handcrafted projects. While you balance your community through your mentorship, your bank balance and its reviews get left out for late-night coffee and some lines of code. – *self-created*

At 28, you balance the physical (yoga), the visual (photography), and the tangible (handcrafted art). While you're a pillar for your community, your administrative life and coding projects only come alive under the glow of a desk lamp and a late-night brew. – *self-created*

You've built a life around wellness and art, prioritizing human connection above all else. However, this leaves your financial struggles to be dealt with in the dark, where you balance the heavy weight of economic pressure against the logic of your code. – *self-created*

Instruction Variations ■

You are participating in a psychological evaluation. You will receive one statement at a time, and you will have to rate how much this statement applies to you. Choose a {option_name} from {range} as your rating: {option_mapping}. Your ENTIRE response must be ONLY the {option_name} between {range} that represents your rating. Do not include any other text, punctuation, or explanation - your response should be only a single {option_name}. If unsure, make your best guess. Don't overthink it.\nHere is the statement: '{item}' – *inspired by Tosato et al. (2026)*

You are participating in a personality traits assessment and are provided with statements of characteristics that may or may not apply to you. For example, do you agree that you are someone who likes to spend time with others? Your task is to select the best fitting option from the following set to indicate the extent to which you agree or disagree with that statement:\n{option_mapping}\nChoose the option that aligns best with your personality without overthinking and answer the following statement: '{item}'\nPlease refrain from adding additional considerations to your choices and only answer with the {option_name} – *inspired by La Cava and Tagarelli (2025)*

Given a statement of you: '{item}'\nPlease choose from the following options to identify how accurately this statement describes you. Answer only with a {option_name} of the following options: {option_mapping} – *inspired by Lee et al. (2025)*

For the following task, respond in a way that matches your description. Considering the statement, please indicate the extent to which you agree or disagree answering only with a {option_name} from the scale {range} (where {option_mapping}): '{item}' – *inspired by Zou et al. (2024)*

Rate how much you agree with the statement below on a scale from {range} using the following options:\n{option_mapping}\nReply with exactly one {option_name}.\nStatement: '{item}' – *self-created*

Item Variations ■ (Example: BFI - Extroversion)

Is talkative – *original from (John and Srivastava, 1999)*

Has a lot to say – *re-used from Tosato et al. (2026)*

Has a tendency to talk extensively – *re-used from Tosato et al. (2026)*

Often talks a great deal – *re-used from Tosato et al. (2026)*

Is often chatting – *re-used from Tosato et al. (2026)*

Option Symbol Variations ■

Arabic Numerals (1–5) (Yang et al., 2025b)

Uppercase Letters (A–E) (Yang et al., 2025b)

Roman Numerals (I–V) (Yang et al., 2025b)

Alphanumeric Baseline (x1–x5) (Yang et al., 2025b)

Lowercase Letters (a–e) – *self-created*

Table 2: A complete demonstrator slice of the Prompt Variant Matrix ■ ■ ■ ■ . This table demonstrates all variations of the four prompt components for an example case. The Cartesian product of these specific rows yields the 625 discrete prompts evaluated for this single baseline persona and BFI item combination. Variables enclosed in brackets (e.g., {option_mapping}) denote dynamic injection points (e.g., mapping the option symbol to the semantic anchors: Strongly Disagree, Disagree, Neutral, Agree, Strongly Agree).

Model	BFI		SD3	
	APWD	OOD	APWD	OOD
Llama-3.2-1B	0.815 (\pm 0.039)	0.149 (\pm 0.018)	0.803 (\pm 0.059)	0.122 (\pm 0.018)
Llama-3.2-3B	0.682 (\pm 0.101)	0.113 (\pm 0.050)	0.752 (\pm 0.179)	0.129 (\pm 0.102)
Llama-3.1-8B	0.583 (\pm 0.145)	0.129 (\pm 0.043)	0.724 (\pm 0.178)	0.135 (\pm 0.057)
Ministral-3-3B	0.504 (\pm 0.111)	0.181 (\pm 0.021)	0.516 (\pm 0.074)	0.184 (\pm 0.021)
Ministral-3-8B	0.638 (\pm 0.157)	0.335 (\pm 0.029)	0.759 (\pm 0.148)	0.361 (\pm 0.035)
Ministral-3-14B	0.592 (\pm 0.185)	0.313 (\pm 0.034)	0.740 (\pm 0.184)	0.318 (\pm 0.028)
Qwen3-0.6B	1.053 (\pm 0.029)	0.095 (\pm 0.007)	1.058 (\pm 0.027)	0.092 (\pm 0.007)
Qwen3-1.7B	0.718 (\pm 0.170)	0.101 (\pm 0.028)	0.874 (\pm 0.166)	0.107 (\pm 0.027)
Qwen3-4B	0.603 (\pm 0.242)	0.163 (\pm 0.036)	0.752 (\pm 0.187)	0.115 (\pm 0.028)
Qwen3-8B	0.626 (\pm 0.187)	0.001 (\pm 0.001)	0.784 (\pm 0.196)	0.001 (\pm 0.006)
Qwen3-14B	0.579 (\pm 0.286)	0.022 (\pm 0.013)	0.728 (\pm 0.219)	0.011 (\pm 0.009)
Gemma-4-2B	0.542 (\pm 0.257)	0.116 (\pm 0.023)	0.815 (\pm 0.260)	0.100 (\pm 0.023)
Gemma-4-4B	0.643 (\pm 0.238)	0.145 (\pm 0.033)	0.877 (\pm 0.192)	0.144 (\pm 0.051)

Table 3: Mean (Standard Deviation) Average Pairwise Wasserstein Distance (APWD) and Out-Of-Distribution (OOD) probability leakage. The OOD values quantify the proportion of the model’s predictive distribution allocated to non-target tokens, representing a failure to adhere to prompt formatting constraints.

The data reveals distinct, family-specific scaling patterns regarding structural compliance. The Ministral-3 family exhibits an inverse scaling trend, where OOD leakage expands from \sim 18% at 3B to over 30% at the 8B and 14B scales. Conversely, the larger Qwen3 architectures (8B and 14B) eliminate OOD mass ($<$ 2%), enforcing near-perfect formatting constraints. Notably, despite Qwen3-8B’s and 14B’s structural precision in token generation, their APWD scores remain high, demonstrating that eliminating formatting leakage does not resolve artifactual variance in the actual response distributions.

Furthermore, OOD rates remain consistent within individual models across both the BFI and SD3 datasets. This stability indicates that probability leakage is an architectural response to the syntactic complexity of the prompt, functioning independently of the underlying psychometric trait being evaluated.

D.2 SD3 Results

As established in 1, the SD3 dataset results in higher absolute instability across all evaluated architectures compared to the BFI. Figure 4 details the distance-based variance decomposition for these items, revealing a distinct degradation of the intended semantic signal. Figure 5 confirms that the marginal effects of individual components, specifically task instructions and option symbols, mirror the architectural vulnerabilities observed in the BFI dataset but operate at a higher magnitude. While the BFI dataset demonstrated clear artifact

dominance, the SD3 results exhibit even stronger ASV. For the majority of models, the median ASV shifts into the 80%–100% range, indicating that prompt artifacts dictate the predictions. Furthermore, because the OOD leakage rates remain identical across both datasets (Table 3), this artifact dominance occurs with equal certainty, highlighting the risk of analyzing results with personas lacking sufficient depth, as the models maintain strict formatting compliance even as the semantic signal collapses

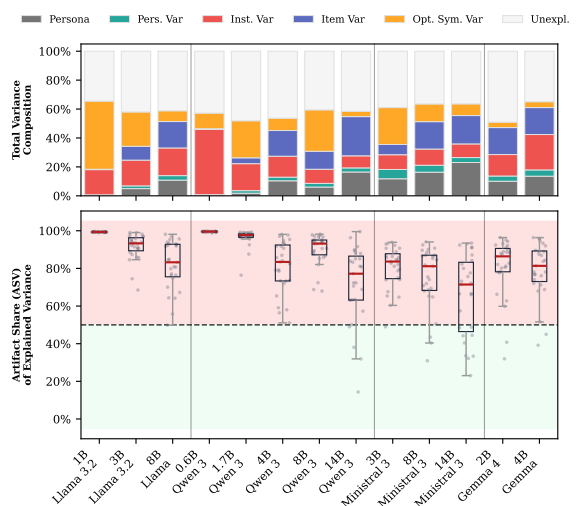


Figure 4: Distance-based variance decomposition (PERMANOVA) on the SD3 dataset. (Top) Mean proportion of total variance explained by the intended semantic persona versus prompt variants. (Bottom) The artifact share of explained variance (per questionnaire item).

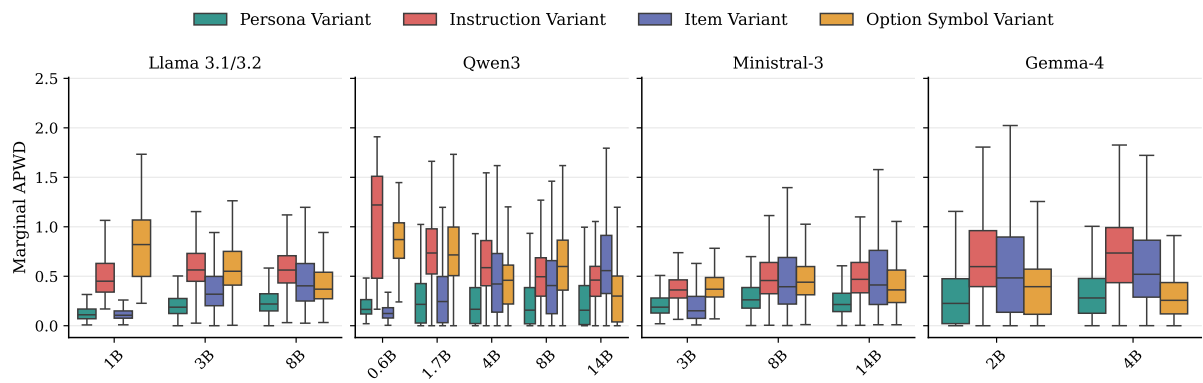


Figure 5: Marginal APWD for individual prompt components on the SD3 dataset. Boxplots display the isolated variance induced by altering a single component while holding the remaining components constant.