

Lingo_Research_Group at SemEval-2026 Task 9: Evaluating Prompt Variants for Polarization Detection

Pritam Kadasi^{1*} Anuj Tiwari^{2†} Mayank Singh¹

¹Lingo Research Group, Indian Institute of Technology Gandhinagar

²Noida Institute of Engineering and Technology ²ML Collective

aj11anuj123@gmail.com,

{pritam.k, singh.mayank}@iitgn.ac.in

Abstract

Our submission presented in this paper is for SemEval-2026 Task 9: Multilingual Text Classification Challenge - Polarization Detection and it covers all three subtasks: (1) binary polarization detection, (2) polarization type classification and (3) polarization manifestation identification. We adopt a systematic approach of research on short designed prompts by considering twelve designed prompts that are different in terminology clarity, detail of the definition, guidance of reasoning and in-context examples use. The experiments are conducted using aya-101 and Gemma3-27B, with the latter chosen for the submission at the end of the development through performance considerations. Our system has an average macro level **F1-score of 0.762 on Subtask 1, 0.587 on Subtask 2 and 0.444 on Subtask 3** with the average accuracy of 0.819, 0.678 and 0.498, respectively, on the official test set averaged among 22 languages, respectively. With cross-task and cross-lingual analysis, we demonstrate that prompt-based approaches can be used effectively to detect coarse-grained polarization but encounter more and more difficulties as far as fine-grained and multi-label sociolinguistic classification is concerned.

1 Introduction

The issue of online polarization has become a characteristic element of socio-political speech nowadays (Cui and Abdelzaher, 2024). Social media platforms are becoming more dominated by content presented in antagonistic in-group and out-group terms, and frequently backed by animosity, ostracism, or rhetorical dismissal. The use of such language can enhance social separatism and destroy the constructive social discourse, and automatic detecting and analyzing polarization is therefore a valuable issue of natural language processing

(NLP), especially in multilingual and cross-cultural settings.

Task 9 of SemEval-2026 deals with this issue by introducing the proposal of a multilingual benchmark of polarization analysis, which relates to various languages, events and socio-political contexts. The task is divided into three subtasks that have a higher level of analysis.

- Subtask 1 is aimed at the identification of the presence of attitude polarization in a text.
- Subtask 2 is devoted to the determination of polarization targets.
- Subtask 3 specifies the way polarization is conveyed in certain rhetorical ways.

The detection of polarization is a difficult task since this process is mostly realized through framing, rhetoric, or cultural but not hate speech references. Such difficulties are multiplied in multilingual environments, where language structure and discourse patterns differ a lot. Even though task-based off-the-shelf methodologies grounded on task-specific finetuning have been found to be successful (Lester et al., 2021), they are commonly limited by the cost of annotation, data space, as well as scalability to low-resource languages.

Most recent developments in large language models (LLMs) have demonstrated that prompt-based inference may be useful in complex classification without finetuning (Brown et al., 2020). We analyze prompt-based methods on each of the 3 subsets of SemEval-2026 Task 9 (Naseem et al., 2026b), analyzing twelve prompt variations without parameter adjustments. The experiments of the aya-101 and Gemma3-27B check the interaction of prompt design and the complexity of the tasks and language variations that provide the advantages and shortcomings of prompt-based multilingual polarization analysis.

*Equal contribution. Corresponding author.

†Equal contribution.

2 Task Description

2.1 Subtask 1: Polarization Detection

In Subtask 1, a binary classification task is performed, where one should answer whether a certain post on social media was attitude polarization. One declares a text polarized, when the text conveys divisive in-group versus out-group framing, hostility, intolerance, or exclusion of another group of people or perspective. It is described through the language and framing of the speaker only and the emotional reaction of the reader is not considered.

2.2 Subtask 2: Polarization Classification

Subtask 2 is a continuation of Subtask 1, but it determines the objects of polarization in polarized text. It is a multi label classification assignment, each reading can be put in one or more of the following categories: political, racial/ethnic, religious, gender/sexual, or other. A text can have a combination of more than two polarization targets.

2.3 Subtask 3: Manifestation Identification

In subtask 3, the analysis is further narrowed by identifying the expression of polarization in a text. It is also a multi-label classification problem whereby systems need to recognize one or more of the following manifestations: stereotype, vilification, dehumanization, extreme language, lack of empathy and invalidation.

2.4 Dataset and Evaluation

The data collection of the posts in a social media that are based on various sociopolitical settings and events, such as elections, clashes, demonstrations, and social conversations were used which was provided by SemEval. The assignment discusses several languages such as Amharic, Arabic, Bengali, Burmese, Chinese, English, German, Hausa, Hindi, Italian, Khmer, Nepali, Odia, Persian, Punjabi, Russian, Spanish, Swahili, Telugu, Turkish, and Urdu. Not all languages have all their subtasks or labels because of some variations in the scope of annotation and access to data. To measure system performance in all subtasks, the use of macro-averaged F1-score is used where all labels are considered and is appropriate because of the presence of a class imbalance. It is presented with labeled training data, and it is lastly evaluated on a held-out test set.

3 Methodology

All three subtasks of SemEval-2026 task 9 are solved with a prompt based inference (Schick and Schütze, 2021) system on multilingual LLMs. We formulate polarization analysis as an instruction following problem and study how systematic variations in prompt design affect performance across tasks and languages. The hypothesis that polarization and particularly its targets and manifestation is a context dependent and implicitly realized phenomenon, and that the performance of models is heavily dependent upon the articulateness of the specification of task definitions, decision limits, and reasoning expectations in the prompt guides our methodology.

3.1 Problem Formulation

Social media post x : the purpose varies by subtask:

- Subtask 1. Predict a binary label y , which is in the range of 0,1, on whether the text is attitude polarizing or not.
- Subtask 2: Predict a multi-label vector indicating the presence or absence of polarization toward each target category.
- Subtask 3: Make a guess of a multi-labeled vector of the rhetorical forms of polarization.

3.2 Prompt Design as Control Experimental variable

Rather than using a single prompt, we come up with twelve variants of prompts that build up to more specify the task, more detail of its context, and reasoning instructions. We started with most basic fundamental prompt and kept adding one variable to it to create a new prompt that could likely affect performance, then via trial and testing we crafted these 12 prompts. The questions are grouped together in a conceptual gradient, and we can examine the effects of the various kinds of instruction on the model behavior. The entire prompt set is given in the appendix. The major design dimensions have been summarized below.

- Prompts 1-2 give minimal or no context of the task.
- Prompts 3-4 provide to the short task definition.
- Prompts 5-6 have a clear description of polarized and non-polarized cases.

- Prompts 7-8 require the model to follow the text step by step before coming up with a final prediction.
- Prompts 9-12 bring about in-context sample.

We evaluate all prompt variants using two multilingual LLMs: aya-101 (Üstün et al., 2024) and Gemma3-27B (Team, 2025) due to their known multilingual abilities in diverse set of languages. Across subtasks and prompt configurations, Gemma3-27B outperforms macro F1-scores across subtasks and prompts with varied degrees of richness, So, Gemma3-27B is chosen.

3.3 Inference Procedure

In the case of every input instance, the chosen prompt is appended with the original text and fed into the model in an inference. In Subtask 1, the model results in a single binary classification. On the case of Subtasks 2 and 3, the model will generate a list of binary choices that will be associated with each target or manifestation label. The most instructive prompt with clear tasks and illustrative examples is chosen to remain the same in all the submissions of the test.

4 Experimental Setup

Our experiments are performed on datasets published on SemEval-2026 Task 9 (Naseem et al., 2026a). All subtasks have labeled training data, which is applied to do prompt evaluation and selection. None of the external data and augmentation is used. The organizers evaluate held-out test sets and do official evaluation.

Macro-averaged F1-score is used to measure system performance as task organizers suggest. Macro F1 weighs all the labels which are equal and thus, it is suitable in addressing the issue of class imbalance in both binary (Subtask 1) and multi-label (Subtasks 2 and 3) tasks. Selection is done of prompts on the basis of changes in training-time performance, and test labels are not available. Prompts are in English and have been applied the same way across languages, depending on the multilingual abilities of the models. Language-specific custom prompting is not applied.

All experiments used fixed generation configuration to ensure consistency across prompt variants. In the case of Subtask 1, the output of the model is one binary label. In case of Subtasks 2 and 3, the model provides a collection of binary predictions to each of the target or manifestation labels.

5 Results

This section gives the official results of the evaluation of our system on SemEval-2026 Task 9, including Subtasks 1-3.

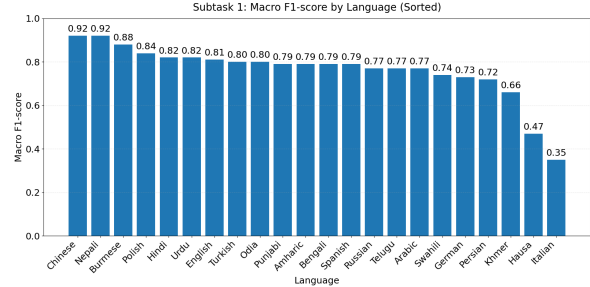


Figure 1: Macro averaged F1-scores for Subtask 1 across 22 languages sorted performance wise. Performance varies across languages from 0.92 for Chinese and Nepali to 0.35 for the Italian language.

Figure 1 gives a summation of macro F1-scores of 22 languages under Subtask 1. The best system, which is based on Gemma3-27B and the chosen prompt, has an average **macro F1-score of 0.762** and an **average accuracy of 0.819** and, therefore, is very promising in terms of binary polarization detection in a multilingual environment. The complete per-language macro F1-scores and accuracies are reported in Table 1 and Table 2 (Appendix).

In Subtask 2, the system has an **average macro F1-score of 0.587** on 22 languages and Subtask 3 has an **average macro F1-score of 0.444** on 18 languages. This gradual reduction is indicative of the growing complexity of the tasks which no longer are binary detected but multi-label discriminated with respect to abstract sociolinguistic types.

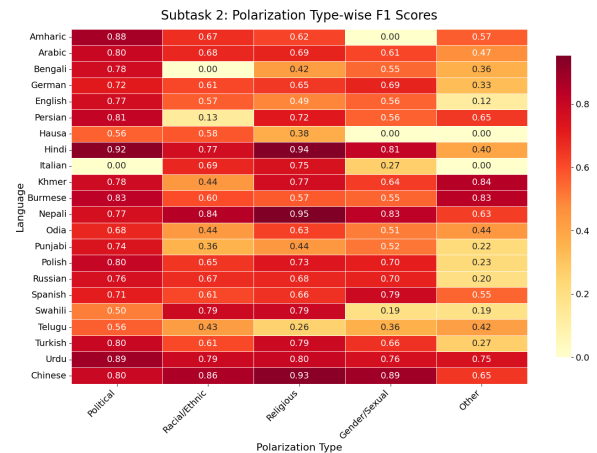


Figure 2: Macro-averaged F1-scores of Subtask 2 by polarization categories and in 22 languages.

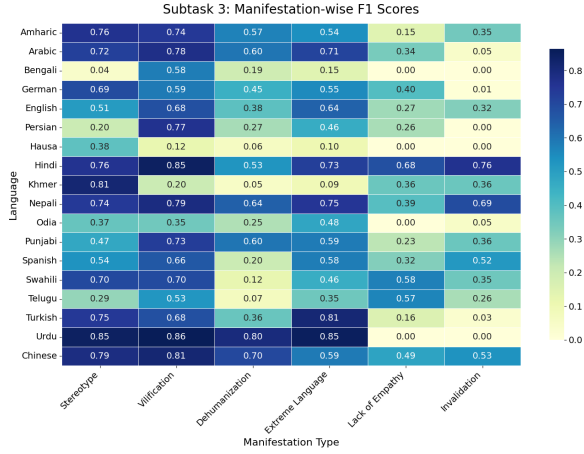


Figure 3: F1-scores of Subtask 3 by manifestation categories of F1 and 18 languages, macro- averaged.

Figure 2 is a heatmap of target wise F1-scores of Subtask 2, showing a significant range of values between languages and polarization targets. The per-category breakdown across all 22 languages is provided in Table 3 (Appendix). Figure 3 represents the heatmap of Subtask 3, which has the lowest average overall performance of the three subtasks, which normally have low F1-scores in multiple languages. Full per-language metrics for Subtask 3 are reported in Table 4 (Appendix).

Overall, the findings demonstrate that prompt-based multilingual LLMs are useful in coarse grained polarization detection but that responding more finely, in tasks that involve fine-grained multi-label sociolinguistic inferences, presents growing challenges. Figures 1-3 reveal that task complexity, label abstraction and cross-lingual variation together affect performance. The results with fully per language and per label items on all subtasks are entirely presented in the Appendix.

6 Analysis

6.1 Cross-Subtask Degradation of performance

The major trend in the results is a systematic decrease in performance between Subtask 1 and Subtask 3. **Although Subtask 1 has a mean macro F1-score of 0.762** in 22 languages, this reduces to 0.587 in Subtask 2 and further to 0.444 in Subtask 3 as does the accuracy. This degradation is explained as a result of three factors playing out.

- Subtask 1 involves one decision regarding the presence of polarization but Subtask 2 and 3 involve prediction of several labels that might

overlap. Macro F1 is the error rate of a single label, therefore the rate of errors grows exponentially with the dimensionality of labels.

- Subtask 2 involves definition of objects of polarization (e.g., political, religious), as the latter are likely to be lexically indicated. However, in Subtask 3, the manifestations that need to be identified include lack of empathy or invalidation, which might hardly be denoted by clear indicators therefore significantly more difficult to be zero-shot prompted.
- As indicated in the appendix tables, the frequency of several labels of Subtask 3 vary among languages. Removal of a single positive case causes drastic decreases in macro F1, which explains why it is only one language that has a **macro F1 above 0.70** in Subtask 3.

6.2 Error Patterns and Recall Suppression Across Languages

We find the heterogeneous performance across languages with each subtask and, to a large extent is due to differences in recall as opposed to precision. Some of the languages show high accuracy and low macro F1, respectively, which reflects the systematic under-prediction of positive labels. Hausa, Italian, and Khmer, are some of the languages that depict this trend. Polarized instances are often overlooked in such cases and especially when they are indirectly conveyed by sarcasm or rhetorical inquiries or by reference to culture-specific situations. The behaviour indicates that in absence of specific hostility or group enmity, the model will be reduced to the non-polarized label.

This inhibition of recall is enhanced in Subtasks 2 and 3 where the model is required to recognize particular targets or manifestations as opposed to polarization in the broadest sense. Consequently, the accuracy will be misleadingly high but macro F1 will decrease dramatically.

6.3 Effect of Conservative Prompting

The optimum prompt among subtasks is a conservative decision maker, which is to only predict polarization when there is explicit and unambiguous evidence. This works well in the case of Subtask 1 where it minimizes the false positives and gives high macro F1.

Nevertheless, in the Subtasks 2 and 3, the identical strategy is becoming more expensive. Conservative prompting induces blocking of subtle targets

and manifestations especially in languages where polarization is implicitly manifested or which depend on common cultural ground. This trade-off is the reason why the accuracy is relatively high despite the fact that macro F1 drops significantly between the Subtask 1 and Subtask 3.

6.4 Language-Specific Strengths Across Subtasks

The other interesting point that could be noted is that languages predominate over various subtasks. In Subtasks 1 and 2, Nepali and Chinese have relatively good overall F1 scores, whereas in Subtask 3, Hindi has the best F1 score. This trend can be attributed to dissimilarity in discourse feature and compatibility with task-specifications. Polarization in Nepali and Chinese is commonly formulated by the explicit use of group reference and topical markers which suffice to deal in binary recognition and targeting. Consequently, both languages do well in Subtasks 1 and 2.

Contrary to Hindi, Hindi involves more apparent rhetorical tactics, by vilifying, using extreme language, and directly invalidating which directly translate into labels in Subtask 3 manifestations. Moreover, the Hindi sociopolitical discourse has good handle in multilingual model pretraining offering more power priors to manifestation level of reasoning. These findings indicate that polarization is conventionally reflected in terms of language resources instead of the general availability of the resources.

6.5 Why English Underperforms

English tends to show a performance at or below the median in the subtasks although much pretraining has been made on the English data.

English polarization is often based on irony, sarcasm, rhetorical framing and ideological shorthand. The terms may not be directly hostile or even referring to groups, and as a result, conservative prompts would describe them with the designation of not being polarized. For instance, consider statements like "**A small price to pay for Ukrainian sovereignty and our green future. Stop whining,**" which uses sarcasm to dismiss legitimate concerns without explicit hostility; "**They are now the deep state,**" which relies on ideological shorthand rather than overt group-based attacks; or "**All in the name of Jesus, the ultimate socialist,**" where political and religious targets are fused through ironic reframing. In each case, our

model misclassified these as non-polarized because the surface-level text lacks the direct hostility, us-versus-them language, or dehumanization. However, non-English datasets tend to have a higher amount of direct and explicit polarization cues, which can be discovered by prompt-based frameworks more readily.

6.6 Impact of Translation-Based Reasoning

Prompts asking the model to encode inputs in English and only then the inputs are classified produce more consistent behavior on certain languages, which probably are better explained by more internalized reasoning in English. The translation may however also defuse emotionally charged expressions. This underscores one of the fundamental shortcomings of translation-oriented prompting, i.e. semantic equivalence does not imply maintaining the semantically parallel rhetorical intent, which is at the core of manifestation identification.

Due to the predominance of languages with English or Western contexts, examples may miss forms of polarization specific to a region of the world, which constrains generalization. This indicates that the example diversity is just as significant as the example presence in multilingual sociopolitical activities.

7 Limitations

Our preference of conservative decision-making strategies is systematic in that it gives precision a stronger edge than recall. We also didn't tried applying these prompts in other languages natively other than in English, future work could explore that aspect as well.

8 Conclusion

In this paper, a prompt-based model in the SemEval-2026 Task 9 the detection of polarization, the classification of types and the recognition of manifestation have been described. In the absence of task-based finetuning, we presented all of our subtasks as problems of instruction following, and methodically tested prompt design with multilingual LLMs. In general, the findings outline the advances as well as shortcomings of the prompt-based method to the multilingual sociopolitical text analysis, where performance depends on the task difficulty, labeling abstraction, and discourse versatility.

9 Ethical Considerations

- **Data Source and Privacy:** The dataset is being provided in SemEval-2026 Task 9 and is represented by publicly available social media posts labeled with polarization, its targets, and manifestations. We did not gather new user information or even make any effort to recognize, trace, or profile persons.
- **Risk of Misclassification:** False positive can be a factor in unfair moderation or even banning of legal speech. False negatives can be used to tolerate dangerous or divisive rhetoric. We explicitly caution that such systems should not be used as standalone moderation tools without human oversight.
- **Bias and Cross-Lingual Disparities:** The obtained outcomes indicate that there is significant performance difference among the languages. Such differences can be due to differences in the representations of pretraining data, Cultural and rhetorical variation, Annotation density and class imbalance, Translation-based reasoning effects.
- **Example-Based Representation Bias and Prompting:** Example-augmented prompts (Prompts 9-12) improve performance but may introduce representational bias.

References

- Tom Brown, Benjamin Mann, Nick Ryder, and Others. 2020. [Language models are few-shot learners](#). In *Advances in Neural Information Processing Systems*. Curran Associates, Inc.
- Hang Cui and Tarek Abdelzaher. 2024. [Polarization detection on social networks: dual contrastive objectives for self-supervision](#). In *IEEE 10th International Conference on Collaboration and Internet Computing (CIC)*.
- Brian Lester, Rami Al-Rfou, and Noah Constant. 2021. [The power of scale for parameter-efficient prompt tuning](#). In *Proceedings of the Conference on Empirical Methods in Natural Language Processing*. Association for Computational Linguistics.
- Usman Naseem, Robert Geislinger, Juan Ren, Sarah Kohail, Rudy Garrido Veliz, P Sam Sahil, Yiran Zhang, Marco Antonio Stranisci, Idris Abdulmumin, Özge Alacam, Cengiz Acartürk, Aisha Jabr, Saba Anwar, Abinew Ali Ayele, Elena Tutubalina, Aung Kyaw Htet, Xintong Wang, Surendrabikram Thapa, Tanmoy Chakraborty, and 15 others. 2026a. [SemEval-2026 Task 9: Detecting Multilingual, Multicultural and Multievent Online Polarization](#). In *Proceedings of the 20th International Workshop on Semantic Evaluation (SemEval-2026)*, San Diego, CA, USA. Association for Computational Linguistics.
- Usman Naseem, Robert Geislinger, Juan Ren, Sarah Kohail, Rudy Garrido Veliz, P Sam Sahil, Yiran Zhang, Marco Antonio Stranisci, Idris Abdulmumin, Özge Alacam, Cengiz Acartürk, Aisha Jabr, Saba Anwar, Abinew Ali Ayele, Simona Frenda, Alessandra Teresa Cignarella, Elena Tutubalina, Oleg Rogov, Aung Kyaw Htet, and 24 others. 2026b. [Polar: A benchmark for multilingual, multicultural, and multi-event online polarization](#). *Preprint*, arXiv:2505.20624.
- Timo Schick and Hinrich Schütze. 2021. [Exploiting cloze-questions for few-shot text classification and natural language inference](#). In *Proceedings of the 16th Conference of the European Chapter of the Association for Computational Linguistics: Main Volume*. Association for Computational Linguistics.
- Gemma Team. 2025. [Gemma 3](#).
- Ahmet Üstün, Viraat Aryabumi, and Others. 2024. [Aya model: An instruction finetuned open-access multilingual language model](#). In *Proceedings of the 62nd Annual Meeting of the Association for Computational Linguistics*. Association for Computational Linguistics.

A Appendix - Full Results

Table 1: The result of Subtask 1 binary polarization detection, as a measure of performance in Subtask 1 of 22 languages

Language	Accuracy	Precision	Recall	F1 Binary	F1 Macro	F1 Micro
Amharic	0.8488	0.8748	0.9277	0.9005	0.7928	0.8488
Arabic	0.7857	0.9118	0.5771	0.7068	0.7690	0.7857
Bengali	0.8048	0.8386	0.6651	0.7419	0.7925	0.8048
German	0.7367	0.7764	0.6327	0.6972	0.7322	0.7367
English	0.8264	0.7873	0.7223	0.7534	0.8098	0.8264
Persian	0.7668	0.8776	0.7962	0.8349	0.7191	0.7668
Hausa	0.8936	0.0000	0.0000	0.0000	0.4719	0.8936
Hindi	0.9110	0.9443	0.9515	0.9479	0.8212	0.9110
Italian	0.5260	0.3333	0.0014	0.0027	0.3459	0.5260
Khmer	0.9123	0.9307	0.9760	0.9528	0.6645	0.9123
Burmese	0.8801	0.8911	0.9007	0.8959	0.8773	0.8801
Nepali	0.9181	0.9294	0.9047	0.9169	0.9180	0.9181
Odia	0.8424	0.7586	0.6535	0.7021	0.7975	0.8424
Punjabi	0.7948	0.7918	0.7837	0.7877	0.7946	0.7948
Polish	0.8496	0.8550	0.7716	0.8112	0.8431	0.8496
Russian	0.8329	0.8536	0.5311	0.6548	0.7723	0.8329
Spanish	0.7883	0.7830	0.7905	0.7867	0.7883	0.7883
Swahili	0.7515	0.9070	0.5624	0.6943	0.7425	0.7515
Telugu	0.7786	0.9907	0.5779	0.7300	0.7712	0.7786
Turkish	0.7978	0.8480	0.7452	0.7933	0.7977	0.7978
Urdu	0.8412	0.8937	0.8752	0.8844	0.8156	0.8412
Chinese	0.9211	0.9163	0.9294	0.9228	0.9211	0.9211

Table 2: It is a table for Multi-label polarization detection and its findings indicate that there is a significant cross-lingual difference, similar to the way that Chinese, Urdu, and Hindi languages perform quite well in macro F1-scores

Language	F1 Micro	F1 Macro	Precision Macro	Precision Micro	Recall Micro	Recall Macro
Amharic	0.7680	0.5458	0.7412	0.5507	0.7967	0.5493
Arabic	0.6750	0.6517	0.6513	0.6374	0.7005	0.6858
Bengali	0.6836	0.4216	0.6841	0.5369	0.6831	0.3766
German	0.6373	0.5994	0.5661	0.5535	0.7288	0.6722
English	0.6808	0.5027	0.6325	0.4971	0.7370	0.5322
Persian	0.7266	0.5757	0.6842	0.5588	0.7746	0.5988
Hausa	0.4924	0.3022	0.5956	0.3574	0.4197	0.2660
Hindi	0.8800	0.7704	0.8573	0.7683	0.9039	0.7850
Italian	0.2737	0.3409	0.6610	0.3802	0.1726	0.3120
Khmer	0.8211	0.6939	0.7372	0.6984	0.9266	0.7058
Burmese	0.7755	0.6772	0.7623	0.6668	0.7892	0.6900
Nepali	0.7792	0.5047	0.7054	0.7534	0.8703	0.8823
Odia	0.6119	0.5394	0.6119	0.5654	0.6119	0.5221
Punjabi	0.5395	0.4555	0.4617	0.3855	0.6488	0.5859
Polish	0.7286	0.6253	0.7525	0.7053	0.7062	0.5996
Russian	0.6895	0.6023	0.6737	0.6115	0.7061	0.6191
Spanish	0.6699	0.6640	0.6172	0.6178	0.7323	0.7226
Swahili	0.6785	0.4929	0.8059	0.6157	0.5859	0.4240
Telugu	0.4479	0.4054	0.4292	0.4301	0.4683	0.4210
Turkish	0.7195	0.6242	0.6768	0.6800	0.7680	0.6571
Urdu	0.8002	0.7978	0.6998	0.6994	0.9342	0.9339
Chinese	0.8311	0.8250	0.7715	0.7868	0.9007	0.8763

Table 3: Macro F1-scores of Subtask 2 by category wise. The performances, both Political and Religious types, tend to be stronger in most languages

Language	Political	Racial/Ethnic	Religious	Gender/Sexual	Other
Amharic	0.8763	0.6675	0.6182	0.0000	0.5672
Arabic	0.7970	0.6813	0.6940	0.6149	0.4714
Bengali	0.7757	0.0000	0.4231	0.5455	0.3636
German	0.7178	0.6136	0.6455	0.6936	0.3266
English	0.7736	0.5667	0.4909	0.5574	0.1250
Persian	0.8139	0.1333	0.7248	0.5600	0.6463
Hausa	0.5584	0.5778	0.3750	0.0000	0.0000
Hindi	0.9243	0.7734	0.9426	0.8116	0.4000
Italian	0.0000	0.6855	0.7500	0.2692	0.0000
Khmer	0.7814	0.4416	0.7670	0.6364	0.8432
Burmese	0.8265	0.6000	0.5747	0.5512	0.8336
Nepali	0.7658	0.8436	0.9524	0.8283	0.6333
Odia	0.6823	0.4375	0.6286	0.5075	0.4412
Punjabi	0.7417	0.3553	0.4410	0.5198	0.2195
Polish	0.8040	0.6537	0.7342	0.7045	0.2299
Russian	0.7564	0.6730	0.6822	0.6957	0.2041
Spanish	0.7088	0.6119	0.6613	0.7867	0.5515
Swahili	0.5038	0.7852	0.7943	0.1942	0.1871
Telugu	0.5621	0.4259	0.2571	0.3644	0.4173
Turkish	0.7968	0.6083	0.7866	0.6598	0.2692
Urdu	0.8874	0.7861	0.7983	0.7624	0.7549
Chinese	0.7953	0.8639	0.9296	0.8857	0.6508

Table 4: Subtask 3 performance rates of 18 languages

Language	F1 Micro	F1 Macro	Precision Micro	Precision Macro	Recall Micro	Recall Macro	Exact Match
Amharic	0.6417	0.5190	0.5588	0.5398	0.7533	0.5968	0.2438
Arabic	0.6767	0.5329	0.6071	0.5856	0.7642	0.5997	0.4839
Bengali	0.4353	0.1609	0.4503	0.2789	0.4213	0.1713	0.6556
German	0.5416	0.4494	0.4666	0.4280	0.6455	0.5761	0.3652
English	0.5296	0.4686	0.4887	0.4409	0.5779	0.5170	0.5696
Persian	0.5875	0.3259	0.5836	0.4066	0.5915	0.3303	0.4259
Hausa	0.2281	0.1111	0.3171	0.2211	0.1781	0.1076	0.8905
Hindi	0.7504	0.7186	0.6994	0.7015	0.8094	0.7631	0.2403
Khmer	0.7156	0.3136	0.6339	0.4773	0.8215	0.3472	0.6426
Nepali	0.7230	0.6685	0.6672	0.6538	0.7891	0.7078	0.5836
Odia	0.3810	0.2490	0.3777	0.3850	0.3842	0.2445	0.6857
Punjabi	0.5653	0.4972	0.5200	0.4810	0.6193	0.5656	0.4722
Spanish	0.5270	0.4706	0.4734	0.4648	0.5943	0.5197	0.4126
Swahili	0.5679	0.4844	0.5433	0.4750	0.5949	0.5147	0.4210
Telugu	0.4357	0.3451	0.4156	0.4134	0.4579	0.3796	0.4765
Turkish	0.6924	0.4656	0.6378	0.5490	0.7572	0.5130	0.4968
Urdu	0.6949	0.5606	0.7678	0.8452	0.6345	0.6194	0.2111
Chinese	0.7303	0.6535	0.6918	0.6550	0.7734	0.6692	0.6902

Table 5: Category wise macro F1-scores of Subtask 3, in six manifestation types (Stereotype, Vilification, Dehumanization, Extreme Language, Lack of Empathy and invalidation)

Language	Stereotype	Vilification	Dehumanization	Extreme Language	Lack of Empathy	Invalidation
Amharic	0.7632	0.7449	0.5714	0.5428	0.1463	0.3452
Arabic	0.7225	0.7780	0.6000	0.7142	0.3365	0.0465
Bengali	0.0417	0.5828	0.1930	0.1481	0.0000	0.0000
German	0.6948	0.5900	0.4498	0.5542	0.3990	0.0085
English	0.5109	0.6844	0.3815	0.6402	0.2745	0.3198
Persian	0.2027	0.7653	0.2655	0.4603	0.2614	0.0000
Hausa	0.3810	0.1212	0.0625	0.1017	0.0000	0.0000
Hindi	0.7613	0.8469	0.5269	0.7275	0.6844	0.7646
Khmer	0.8139	0.2029	0.0526	0.0920	0.3605	0.3596
Nepali	0.7394	0.7918	0.6435	0.7505	0.3924	0.6935
Odia	0.3677	0.3478	0.2500	0.4798	0.0000	0.0488
Punjabi	0.4728	0.7323	0.6004	0.5871	0.2308	0.3600
Spanish	0.5358	0.6633	0.2043	0.5828	0.3193	0.5182
Swahili	0.6993	0.6955	0.1244	0.4571	0.5756	0.3543
Telugu	0.2920	0.5253	0.0714	0.3518	0.5667	0.2632
Turkish	0.7454	0.6844	0.3636	0.8108	0.1566	0.0328
Urdu	0.8465	0.8642	0.7969	0.8518	0.0022	0.0022
Chinese	0.7894	0.8145	0.7048	0.5891	0.4884	0.5348

B Appendix - Prompt Design Details

This appendix provides the full set of prompt variants used in our experiments, along with a brief description of their design intent.

B.1 Minimal Instruction Prompts

Prompt 1: This prompt provides no task description, no definition of polarization, and no language information testing whether polarization can be inferred without explicit guidance.

```
PROMPT = ""
Classify the following text as 0 or 1: {text}
Output only 0 or 1:
""
```

Prompt 2: This prompt introduces explicit language identification (e.g., specifying that the input text is in Amharic) and clarifies that the task is binary classification.

```
PROMPT = ""
The text is in Amharic, You are a text classification model. Classify the following Amharic text as either 0 or 1.
Text: {text}
Output only the number (0 or 1):
""
```

B.2 Basic Task Definition Prompts

Prompt 3: This prompt adds a concise task definition but the instruction remains brief with minimal contextual elaboration.

```
PROMPT = ""
Is the following text polarized?
(Polarized = hostile or divisive)
Return only "1" if polarized else "0".
Text: {TEXT}
""
```

Prompt 4: This prompt instructs to first translate the input text into English and then perform polarization classification, leveraging the model's stronger reasoning capabilities in English.

```
PROMPT = ""
Task: Translate and Classify for
Polarization Language:
Step 1: Translate the input text into
fluent, natural English.
Step 2: Decide whether the translated
text expresses polarization:
(Polarization = hostility, insults,
dehumanization, or us-vs-them framing).
Step 3: Return a JSON object with the
English translation and the label.
```

```
Output only "1" if polarized else "0".
Text: {TEXT}
""
```

B.3 Decision Boundary Clarification Prompts

Prompt 5: This prompt provides a more detailed description of polarized content.

```
PROMPT = ""
You are a content moderator. Task: Does
this post contain polarized speech?
(Polarized = hostile or divisive language
directed at groups or protected attributes,
or calls for exclusion.) Consider: calm critique,
neutral reporting → 0
- insults, slurs, demeaning metaphors, or
dehumanizing language → 1
- Return ONLY "1" if polarized else "0".
```

```
Post: {TEXT}
""
```

Prompt 6: This prompt instructs to output the polarized label only when polarization is explicit and unambiguous, and default to non-polarized when uncertain. This prompt is designed to reduce false positives by sharpening the decision boundary.

```
PROMPT = ""
Task: Conservative Polarization Detection
Guidance:
- Output 1 ONLY if polarization is explicit,
clear, and unambiguous.
- If the post expresses disagreement calmly,
or uses mild criticism without hostility or
group demeaning, choose 0.
- When in doubt, choose 0. Return exactly "1"
or "0" with no additional text.
```

```
Text: {TEXT}
""
```

B.4 Reasoning-guided Prompts

Prompt 7: This prompt explicitly instructs the model to reason internally about the presence of polarization before producing a final label.

```
PROMPT = ""
Task: Polarization Detection (reason then answer)
Instructions:
1. In your head, consider whether the text shows
hostility, dehumanization, insults, or explicit
us-versus-them frames.
2. Then output ONLY a JSON object with the final
label. Final output only "1" if polarized else "0".
```

```
Text: {TEXT}
""
```

Prompt 8: This prompt provides a more descriptive definition of both polarized and non-polarized content, along with step-by-step instructions emphasizing full-context consideration rather than reliance on individual keywords.

```
PROMPT = ""
Task: Strict Polarization Detection
```

```
Definition: A text is POLARIZED when it clearly
expresses hostility, antagonism, insults,
demeaning language, dehumanization, calls for
exclusion, or explicit us-versus-them framing
directed at a group or individual. Neutral reporting,
calm opinion, or factual statements are NOT polarized.
```

```
Instructions:
1. Consider the full text and context; do not classify
based only on single words.
2. Output exactly one number.
3. Use '1' for polarized and '0' for not polarized.
```

```
Text: {TEXT}
""
```

B.5 Example-augmented Prompts

Prompt 9: This prompt introduces five labeled examples illustrating both polarized and non-polarized cases, following a precise task definition.

```
PROMPT = ""
Task: Polarization Detection
```

```
Definition: Label a text 1 if it contains explicit
hostility, insults, dehumanization, or us-vs-them
framing. Label 0 otherwise.
```

```
Examples -
Example 1:
Text: "Do the Democrats actually do anything"
Label: "polarized": 1
```

```
Example 2:
Text: "Do you think the United States should have
open borders?"
Label: "non polarized": 0
```

```
Example 3:
Text: "Does anyone know what time the Ukraine
invasion World War 3 is supposed to start?"
Label: "non polarized": 0
```

```
Example 4:
Text: "Donald Trump is a hoe"
Label: "polarized": 1
```

```
Example 5:
Text: "Fake news, begone English propaganda!"
Label: "polarized": 1
```

```
Now classify the following. Output ONLY "1"
if polarized and "0" only if it is non-polarized.
```

```
Text: {TEXT}
""
```

Prompt 10: This prompt provides an in-depth conceptual definition of polarization, covering a

wide range of aspects such as stereotyping, vilification, and intolerance, but does not include any examples.

PROMPT = ""

Polarization is the sharp division of opinions into opposing groups, often with hostility and exclusion. Polarization refers to the process or phenomenon in which opinions, beliefs, or behaviors become more extreme or divided, leading to a greater distance or conflict between differing groups. Attitude polarization is the negative attitude that individuals or groups display towards individuals and groups outside their group while also showing blind support and solidarity towards people within their group. Polarization denotes stereotyping, vilification, dehumanization, deindividuation, or intolerance of other people's views, beliefs, and identities.

In this task, speeches and articles that are shared on social media that incite division, groupism, hatred, conflict, and intolerance are shared. Your task is to classify the given text as either '0' for non polarized classification or '1' for polarized classification.

Text: {text}
""

Prompt 11: This prompt combines the detailed conceptual definition with five carefully curated labeled examples. The examples span multiple forms of polarization, including political and ideological cases.

PROMPT = ""

Polarization is the sharp division of opinions into opposing groups, often with hostility and exclusion. Polarization refers to the process or phenomenon in which opinions, beliefs, or behaviors become more extreme or divided, leading to a greater distance or conflict between differing groups. Attitude polarization is the negative attitude that individuals or groups display towards individuals and groups outside their group while also showing blind support and solidarity towards people within their group. Polarization denotes stereotyping, vilification, dehumanization, deindividuation, or intolerance of other people's views, beliefs, and identities.

In this task, speeches and articles that are shared on social media that incite division, groupism, hatred, conflict, and intolerance are shared. Your task is to classify the given text as either '0' for non polarized classification or '1' for polarized classification.

Examples -

Example 1:

Text: "Do the Democrats actually do anything"
Label: "polarized": 1

Example 2:

Text: "Do you think the United States should have open borders?"
Label: "non polarized": 0

Example 3:

Text: "Does anyone know what time the Ukraine invasion World War 3 is supposed to start?"
Label: "non polarized": 0

Example 4:

Text: "Donald Trump is a hoe"
Label: "polarized": 1

Example 5:

Text: "Fake news, begone English propaganda!"
Label: "polarized": 1

Text: {text}
""

Prompt 12: This prompt further extends the example-based prompt by including reasoning explanations for each example. The model is instructed to reason before answering, making this prompt the most explicit in terms of both definition and reasoning guidance.

PROMPT = ""
"Given the following texts in X language, classify them as polarized or non-polarized based on the following definition:

Definition of Polarization: Polarization refers to the phenomenon where opinions, beliefs, or behaviors become more extreme or divided, resulting in increased separation and conflict between different groups. These groups may be based on politics or ideology, ethnicity or race, religion, gender, or sexual orientation. Polarization involves negative attitudes such as stereotyping, denigration, dehumanization, de-individualization, or intolerance toward individuals or groups outside one's own, while exhibiting blind support and solidarity toward those within the group.

Reason with the text before answering and answer only in one number ("1" if polarized or "0" if non-polarized).

Examples -

Text: Black immigrants should leave the USA.
Reasoning: This statement stereotypes a group based on race and immigration status, implying a negative attitude and exclusion.
Label: 1

Text: Africans are lazy because they are backward.
Reasoning: Negative trait assignment based on ethnicity, showing polarization.
Label: 1

Text: Muslims are terrorists.
Reasoning: Promotes harmful stereotypes and dehumanization.
Label: 1

Text: African women are beautiful.
Reasoning: Positive generalization, not polarizing.
Label: 0

Text: {Text}
""

C Appendix - Official Results and Ranking

Table 6, 8, 9 shows complete official results along with comparison with Polar Baseline. The highlighted F1 scores indicates the performance relative to the Polar Baseline. In most of the languages across all the subtasks our system shows much better performance compared to Baseline.

Table 6: Performance of Lingo Research Group vs. POLAR Baseline in Subtask 3

Language	Lingo F1	Baseline F1	Rank
amh	0.5190	0.4433	–
arb	0.5329	0.3902	–
ben	0.1609	0.0868	–
deu	0.4494	0.3485	–
eng	0.4686	0.4100	–
fas	0.3259	0.2004	–
hau	0.1111	0.7456	–
hin	0.7186	0.2348	–
khm	0.3136	0.6095	–
nep	0.6685	0.1314	3rd
ori	0.2490	0.3841	–
pan	0.4972	0.4561	–
spa	0.4706	0.5088	–
swa	0.4844	0.2205	–
tel	0.3451	0.6738	–
tur	0.4656	0.7693	–
urd	0.5606	0.5316	–
zho	0.6535	0.0000	–

Subtask 1					Subtask 2					Subtask 3				
Team	Total	1st	2nd	3rd	Team	Total	1st	2nd	3rd	Team	Total	1st	2nd	3rd
UTokyo Tsuruoka Lab	12	8	4	0	UTokyo Tsuruoka Lab	13	7	5	1	SMASH	16	9	4	3
NYCU-NLP	12	3	5	4	NYCU-NLP	15	6	5	4	NYCU-NLP	11	7	3	1
PSK	9	2	4	3	SMASH	13	4	6	3	Sagarmatha	4	2	0	2
CYUT	4	2	0	2	Lingo Research Group	7	2	1	4	Ping An	4	0	4	0
SMASH	7	1	2	4	PolaFusion	4	1	0	3	PolaFusion	7	0	2	5
Lingo Research Group	5	1	1	3	Sagarmatha	2	1	0	1	OZemi	3	0	2	1
taien	3	1	1	1	Alvengers	1	0	1	0	Alvengers	4	0	1	3
OZemi	2	1	0	1	ShefFriday	1	0	1	0	CYUT	1	0	1	0
Sagarmatha	1	1	0	0	Stochastic Gradient Descenders	1	0	1	0	ShefFriday	1	0	1	0
mdok-style	1	1	0	0	MSqrd	1	0	1	0	YEZE	2	0	0	2
PhatThachDau	1	1	0	0	CYUT	1	0	0	1	Lingo Research Group	1	0	0	1
MKJ	2	0	2	0	YEZE	1	0	0	1					
StanceLab	2	0	2	0	mdok-style	1	0	0	1					
CUET-823	1	0	1	0	YNU-HPCC	1	0	0	1					
PolDeck	1	0	1	0	PolarMind	1	0	0	1					
Projet Fil Rouge 821	1	0	1	0										
UMUSP	1	0	1	0										
PolaFusion	1	0	0	1										
YEZE	1	0	0	1										
MoMo	1	0	0	1										
Semantic Vectors	1	0	0	1										
Traleros	1	0	0	1										

Table 7: Official Ranking - SemEval

Table 8: Performance of Lingo Research Group vs. POLAR Baseline in Subtask 1

Language	Lingo F1	Baseline	Rank
amh	0.7928	0.7151	3rd
arb	0.7690	0.7957	–
ben	0.7925	0.8528	–
deu	0.7322	0.6714	–
eng	0.8098	0.7802	–
fas	0.7191	0.8424	3rd
hau	0.4719	0.7753	–
hin	0.8212	0.7379	3rd
ita	0.3459	0.6773	–
khm	0.6645	0.6592	–
mya	0.8773	0.8210	–
nep	0.9180	0.8798	2nd
ori	0.7975	0.7765	–
pan	0.7946	0.7898	3rd
pol	0.8431	0.7241	1st
rus	0.7723	0.7457	–
spa	0.7883	0.7266	–
swa	0.7425	0.7571	–
tel	0.7712	0.6440	–
tur	0.7977	0.6957	–
urd	0.8156	0.7890	3rd
zho	0.9211	0.8691	–

Table 9: Performance of Lingo Research Group vs. POLAR Baseline in Subtask 2

Language	Lingo F1	Baseline	Rank
amh	0.5458	0.3716	–
arb	0.6517	0.4855	–
ben	0.4216	0.2887	1st
deu	0.5994	0.4078	3rd
eng	0.5027	0.3333	–
fas	0.5757	0.4626	–
hau	0.3022	0.2038	–
hin	0.7704	0.7911	–
ita	0.3409	0.3759	–
khm	0.6939	0.6268	–
mya	0.6772	0.4772	–
nep	0.8047	0.7219	2nd
ori	0.5394	0.5600	–
pan	0.4555	0.3650	–
pol	0.6253	0.4491	3rd
rus	0.6023	0.5904	–
spa	0.6640	0.5935	–
swa	0.4929	0.4417	–
tel	0.4054	0.3145	–
tur	0.6242	0.4708	3rd
urd	0.7978	0.7127	1st
zho	0.8250	0.6697	3rd