

Hierarchies of Calibration: Classification meets Regression

Johannes Resin^{1,3}, Lu Yang², and Tilmann Gneiting^{3,4}

¹Goethe University Frankfurt

²University of Minnesota

³Heidelberg Institute for Theoretical Studies

⁴Karlsruhe Institute of Technology

June 3, 2026

Abstract

Concepts of calibration formalize the compatibility between probabilistic predictions and the respective outcomes. In a nutshell, the outcomes ought to be indistinguishable from random draws from the predictive distributions. In this paper, we review, extend, and bridge notions of calibration that have been proposed for classification and regression tasks. Particular emphasis is given to hierarchical relations between the various notions, as they apply to general real-valued data, continuous outcomes, count data, nominal classes, and binary outcomes. To highlight a number of contributions, we introduce the notion of modal calibration for nominal outcomes, we distinguish full, partial, and average calibration in this setting, and we show that double probability integral transform (PIT) calibration is logically independent of previously proposed concepts of calibration for discrete outcomes. Furthermore, we generalize extant results on concepts of calibration that are expressed in terms of properties or functionals of the predictive distributions, such as means, quantiles, or event probabilities. Throughout the paper, we illustrate the concepts and their hierarchical relations in worked examples, and we provide algorithmic tools that support the construction of instructive examples and counterexamples.

Keywords: Auto-calibration, confidence calibration, diagnostic evaluation of probabilistic predictions, distributional properties, probability integral transform (PIT), reliability.

Contents

1	Introduction	2
2	Notions of calibration	3
2.1	Auto-calibration and marginal calibration	3
2.2	Classification: A hierarchy of calibration for nominal targets	4
2.3	Regression: A hierarchy of calibration for real-valued outcomes	7
2.4	A simplified hierarchy for binary targets	10
3	Bridging notions of calibration for classification and regression	11
3.1	Double PIT calibration	11
3.2	The case of linearly ordered, discrete outcomes	13
3.3	An extended hierarchy for nominal targets	14
3.4	Conditioning on functionals: (Multi-)calibration for distributional properties	19
4	Discussion	24

1 Introduction

There is a broad consensus in the scientific community that predictions ought to reflect inherent uncertainty and, therefore, ought to be issued in the form of probability distributions over possible outcomes. The concept of calibration is closely related to the general principle of outcome indistinguishability (Dwork et al., 2021; Gopalan and Hu, 2025), as expressed by Gneiting and Katzfuss (2014, p. 129):

Calibration concerns the statistical compatibility between the probabilistic forecasts and the realizations; essentially, the observations should be indistinguishable from random draws from the predictive distributions.

Early studies of calibration from theoretical and methodological perspectives include the work of Dawid (1984), Diebold et al. (1998), Zadrozny and Elkan (2002), Gneiting et al. (2007), and Gneiting and Ranjan (2013), whereas Van Calster et al. (2016), Alba et al. (2017), and Nolde and Ziegel (2017) motivate calibration from applied perspectives. Recent large-scale, empirical studies in classification (Guo et al., 2017; Minderer et al., 2021) and regression (Dheur and Ben Taieb, 2023) have brought calibration to the attention of a broad audience in machine learning, prompting vigorous further development (Kuleshov et al., 2018; Kull et al., 2019; Kumar et al., 2019; Song et al., 2019; Vaicenavicius et al., 2019; Gupta and Ramdas, 2022). Expositions of recent progress in this area are included in the papers by Gneiting and Resin (2023), Marx et al. (2023), Silva Filho et al. (2023), and Derr et al. (2025), among others.

The case of count data, where the outcome is a natural number, can be considered a middle ground between classification and regression, and there has been a small, specialized literature that studies notions of calibration specifically for count data (Czado et al., 2009; Kolassa, 2016). In regression settings with continuous outcomes, probabilistic calibration is a popular concept based on checks of the uniformity of the probability integral transform (PIT). In discrete settings, randomization is required to achieve uniformly distributed PIT values for ideal forecasts. Various authors have studied probabilistic calibration in such settings (Dunn and Smyth, 1996; Stasinopoulos et al., 2017; Liu and Zhang, 2018) and suggested variants of the PIT that avoid randomization (Czado et al., 2009; Li and Shepherd, 2012; Shepherd et al., 2016; Liu et al., 2025). A related, but different approach for count data was proposed by Yang (2024), who designed the concept of double PIT calibration.

The strongest form of calibration is auto-calibration, which posits that the conditional distribution of the outcome, given the forecast, equals the forecast itself. However, with the exception of binary outcomes, where the forecast is simply a predictive probability, auto-calibration is difficult to check in practice. Therefore, the assessment of calibration is based on weaker, more tractable notions of calibration. Evidently, the definitions in this paper represent idealized goals that in typical practice can only be satisfied in an approximate sense. While the treatment in this paper is purely theoretical, ignoring many practical issues such as estimation uncertainty in both underlying models and diagnostic procedures, the clear distinction between the various notions of calibration provides practical insights that elucidate their connections, uncover shortcomings and blind spots, and inform methodological development. For instance, calibration error metrics (e.g., Gupta and Ramdas, 2022) and related score decompositions (e.g., Silva Filho et al., 2023) typically rely on weaker notions of calibration that are more easily assessed in practice. The choice of such a notion directly influences calibration error estimates and other score components, as illustrated by Arnold et al. (2024) and Resin (2026). Thus, a proper understanding of these concepts and their relationships is vital in practice, to inform the development of tools for calibration checks, and to avoid labeling potentially miscalibrated predictions as calibrated. Suitably tailored combinations of calibration checks based on distinct notions of calibration make assessments more robust to pitfalls, and provide guidance in the (re)calibration of predictions at hand.

To delineate our work from the existing literature, we focus on the development of rigorous hierarchies of calibration notions, which are summarized in Figures 1–5. We note a general trade-off, in that stronger notions of calibration are more difficult to assess in practice, and we observe a partial collapse of the hierarchies as the outcome space narrows. In the simplest case of a binary outcome, many otherwise genuinely weaker notions coincide with auto-calibration. In more complex settings, care needs to be taken to avoid reliance on techniques that make forecasts appear calibrated with respect to a particular notion of calibration, even though they might be far from the goal of auto-calibration.

The paper is organized as follows. Section 2 starts from extant notions of calibration, as developed in two separate strands of literature, namely, for classification tasks and for regression problems, respectively. In classification tasks, the outcome is nominal. For this setting, we introduce the thus far unnoticed concept of modal calibration and provide rigorous definitions of extant notions that allow for ties in the quoted probabilities. In regression problems, the outcome is real-valued and ordered. A plethora of notions of calibration for either setting exists, and we study their hierarchical relations in detail. In Section 3, we aim to bridge, extend, and unify the two strands of literature. We study the recently developed notion of double PIT calibration for count data, extend it to the general case of real-valued outcomes, and show that it is logically independent of previously proposed concepts of calibration. We adapt notions proposed in regression settings so that they fit classification settings, by distinguishing full, partial, and average calibration. Furthermore, we generalize extant results on concepts of calibration that are expressed in terms of properties or functionals of the predictive distributions, such as means, quantiles, or threshold (non) exceedance probabilities. The main body of the paper closes with a discussion in Section 4. Many proofs are deferred to Appendix A.

Examples and counterexamples assume a prominent role in our work. Throughout the paper, we highlight the calibration concepts and their hierarchical relations in worked analytic examples, which are summarized in Tables 1–4. We elucidate technical details for examples both from the extant literature and in this paper in Appendix B. In supplementary material, which uses methods from linear algebra and is available online at https://github.com/resinj/replication_hierarchies, we provide algorithmic tools that support the construction of examples and counterexamples with particular calibration properties.

2 Notions of calibration

We work in the standard prediction space setting (Gneiting and Ranjan, 2013), where we consider the joint law \mathbb{Q} of a (random) distributional forecast F and a target variable Y . All (in)equalities are understood to hold in an almost sure sense with respect to the probability measure \mathbb{Q} . The outcome Y takes values in a set \mathcal{Y} , which is identified with a subset of the real line, \mathbb{R} . This identification can be arbitrary, particularly in the case of a nominal target variable. We adopt the custom of identifying the forecast F with its cumulative distribution function (cdf). The corresponding (random) Borel probability measure is denoted by P_F , and f denotes any corresponding Lebesgue density or probability mass function, respectively. We call a random variable or probability measure continuous if the corresponding cdf is continuous. Occasionally, the symbol $\mathcal{L}(X \mid C)$ is used to denote the conditional law of a random variable X given some conditioning variable C .

2.1 Auto-calibration and marginal calibration

While many notions of calibration apply to a particular setting — that is, a particular restriction of the outcome space \mathcal{Y} — the notions of auto-calibration (Tsyplakov, 2011) and marginal calibration (Gneiting et al., 2007) apply universally.

Definition 2.1. The forecast F for the outcome Y satisfies

(a) *auto-calibration* (AC) if

$$\mathbb{Q}(Y \in B \mid F) = P_F(B) \quad \text{for all Borel sets } B \subseteq \mathbb{R}; \quad (1)$$

(b) *marginal calibration* (MC) if

$$\mathbb{Q}(Y \in B) = \mathbb{E}_{\mathbb{Q}}[P_F(B)] \quad \text{for all Borel sets } B \subseteq \mathbb{R}. \quad (2)$$

Informally, a forecast is ideal if it equals the conditional distribution of the outcome given the information at hand. Gneiting and Ranjan (2013) formalize this notion, and it follows that a forecast is auto-calibrated if, and only if, it is ideal relative to the information set or σ -algebra generated by itself. Auto-calibration formalizes the general principle of outcome indistinguishability, ensuring that observed outcomes are entirely indistinguishable from random numbers drawn from the forecast distributions (Gneiting and Katzfuss, 2014; Dwork et al., 2021).

Auto-calibration is the strongest notion of calibration that adheres to the principle advocated by Dawid (1984), namely, that the notion can be formalized in terms of the forecast, F , and the target or outcome, Y , only, with the exception of allowing for randomization devices. While the concept of auto-calibration can be strengthened by conditioning on covariates (e.g., Van Calster et al., 2016), as recently studied under the heading of multicalibration and relating to issues of fairness (Hébert-Johnson et al., 2018; Noarov and Roth, 2023), we restrict the discussion in this paper to notions of calibration that honor Dawid’s principle.

Marginal calibration emerges from the auto-calibration condition by integrating it with respect to the marginal distribution of the forecast F . Therefore, auto-calibration implies marginal calibration. The marginal calibration condition (2) can be written equivalently in terms of thresholds, in that

$$\mathbb{Q}(Y \leq y) = \mathbb{E}_{\mathbb{Q}}[F(y)] \quad \text{for all } y \in \mathbb{R}. \quad (3)$$

If the outcome space \mathcal{Y} is countable and the forecast F has probability mass function f , the auto-calibration condition (1) is equivalent to

$$\mathbb{Q}(Y = y \mid f) = f(y) \quad \text{for all } y \in \mathcal{Y}, \quad (4)$$

and the marginal calibration condition (2) is equivalent to

$$\mathbb{Q}(Y = y) = \mathbb{E}_{\mathbb{Q}}[f(y)] \quad \text{for all } y \in \mathcal{Y}. \quad (5)$$

The following example abstracts and subsumes a great number of sampling-based approaches to the generation of predictive distributions, including but not limited to forecast ensembles (Gneiting and Raftery, 2005), Markov chain Monte Carlo techniques (Krüger et al., 2021), and modern generative neural networks (Goodfellow et al., 2020). Its practical relevance can hardly be overstated.

Example 2.2 (simple random sample). Consider a fixed distribution G with strictly positive variance, and let F_n be the empirical cdf of a simple random sample X_1, \dots, X_n of size n from G , that is,

$$F_n(y) = \frac{1}{n} \sum_{i=1}^n \mathbb{1}(y \geq X_i) \quad \text{for } y \in \mathbb{R}. \quad (6)$$

Furthermore, let the outcome Y have distribution G and be independent of X_1, \dots, X_n . Then the random forecast F_n for Y is marginally calibrated, but fails to be auto-calibrated. We return to this example in Tables 1 and 4, where we assume that G is multinomial, and also in Table 2, where we assume that G is continuous.

In the next two sections, we consider two widely studied settings of particular interest with established notions of calibration in the extant literature, namely, classification and regression.

2.2 Classification: A hierarchy of calibration for nominal targets

Classification tasks concern nominal targets or classes that lack a natural ordering. Without loss of generality, we assume that there is a total of k classes labeled $1, \dots, k$, respectively, thus identifying

the outcome space \mathcal{Y} with the set $\{1, \dots, k\}$. Probabilistic statements are typically expressed in terms of the probability mass function f on the set \mathcal{Y} . The natural point prediction in classification tasks is the modal set of f , for which we write

$$\hat{y}_F = \arg \max_{y \in \{1, \dots, k\}} f(y) = \{y \in \{1, \dots, k\} : f(y) = m_F\}, \quad (7)$$

where

$$m_F = \max\{f(1), \dots, f(k)\}$$

is the modal probability. The probability mass of the modal set then is $|\hat{y}_F| m_F = P_F(\hat{y}_F)$. The modal set is a possibly set-valued functional, as its cardinality $|\hat{y}_F|$ may exceed one when there are ties in the predicted class probabilities. While ties are uncommon with neural networks in typical machine learning tasks, they may arise in many other settings, including but not limited to ensemble forecasts and subjective expert predictions, as well as trees and forests trained on small (sub)samples.

Formal definitions of notions of calibration for nominal targets have typically ignored ties. In view of the applied relevance of the aforementioned settings, we provide definitions of popular notions that allow for ties.¹ Furthermore, we introduce the complementary notion of modal calibration. All conditions are understood in the almost sure sense with respect to the joint distribution \mathbb{Q} .

Definition 2.3. The forecast F for a nominal outcome Y satisfies

- (a) *class-wise calibration* (CwC) if

$$\mathbb{Q}(Y = y \mid f(y)) = f(y) \quad \text{for all } y \in \{1, \dots, k\}; \quad (8)$$

- (b) *confidence calibration* (CoC) if

$$\mathbb{Q}(Y \in \hat{y}_F \mid |\hat{y}_F| m_F) = |\hat{y}_F| m_F; \quad (9)$$

- (c) *class-wise confidence calibration* (CwCoC) if

$$\mathbb{Q}(Y \in \hat{y}_F \mid \hat{y}_F, m_F) = |\hat{y}_F| m_F; \quad (10)$$

- (d) *modal calibration* (ModC) if the modal set of the conditional distribution $\mathcal{L}(Y \mid \hat{y}_F)$ equals \hat{y}_F almost surely, that is,

$$\arg \max_{y \in \{1, \dots, k\}} \mathbb{Q}(Y = y \mid \hat{y}_F) = \hat{y}_F. \quad (11)$$

To preview subsequent results, class-wise calibration and modal calibration enjoy additional theoretical backing from their interpretation as conditional calibration with respect to distributional properties, for which we refer to Definition 3.18 and Table 5 in Section 3.4. If the mode is single-valued, that is, $|\hat{y}_F| = 1$ almost surely, the definitions for confidence calibration and class-wise confidence calibration reduce to extant definitions in the literature (Guo et al., 2017; Vaicenavicius et al., 2019; Gupta and Ramdas, 2022; Marx et al., 2023; Silva Filho et al., 2023). In this simplified case, the notions in Definitions 2.1 and 2.3 have been employed under a perplexing variety of names. For instance, Guo et al. (2017) introduced confidence calibration as perfect calibration, and Gupta and Ramdas (2022) introduced class-wise confidence calibration as top-label calibration. Table 2 of Marx et al. (2023) refers to auto-calibration as canonical calibration, to confidence calibration as top-label calibration, and to class-wise calibration as marginal calibration. The terminology in our definitions seems plausible and might get adopted broadly.

¹The definition of confidence calibration in the possible presence of ties that is presented in Definition 2.3 (b) is the result of much discussion (and some initial confusion) among the authors. We settled on (9) as this aligns well with the stronger requirement (10) and, importantly, condition (9) can be checked in a single reliability diagram, in line with the original spirit of confidence calibration (Guo et al., 2017).

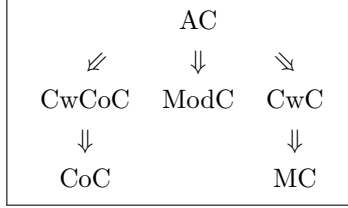


Figure 1: Hierarchy of calibration for nominal outcomes in terms of the notions and acronyms introduced in Definitions 2.1 and 2.3.

The following simple example illustrates that the popular concept of confidence calibration and the novel concept of modal calibration capture complementary aspects of calibration. While confidence calibration assesses the correct specification of the probability mass assigned to the (predicted) modal set only, modal calibration concerns the correct specification of the modal set itself.

Example 2.4. Consider a deterministic forecast F with probability mass $f(j)$ for $j = 1, \dots, k$, and let $g(j) = \mathbb{Q}(Y = j)$ denote the corresponding outcome probability.

- (a) Let $k = 2$, and let F be given by $f(1) = 1$ and $f(2) = 0$. Let $g(1) \in (1/2, 1)$ and $g(2) = 1 - g(1) < 1/2$. Then the forecast F is modally calibrated, but neither confidence calibrated nor marginally calibrated.
- (b) Let $k = 3$, and let the forecast F be given by $f(1) = 4/10$ and $f(2) = f(3) = 3/10$. Let $g(1) = 4/10$, $g(2) = 5/10$, and $g(3) = 1/10$. Then F is confidence calibrated and class-wise confidence calibrated, but neither modally calibrated nor marginally calibrated.

Let us now allude to practical considerations in the assessment of calibration, where we recall that a reliability diagram is a plot of the conditional probability of a certain outcome against the respective forecast probability, for which we recommend the stable version of Dimitriadis et al. (2021). To check for confidence calibration, a single reliability diagram suffices, whereas checks for class-wise confidence calibration require k or (in the case of ties) even more reliability diagrams. To check modal calibration, if the mode is unique almost surely, it suffices to compute a $k \times k$ confusion matrix. Therefore, if a balance between computational and cognitive efforts, and strength of the check is sought, a possible pragmatic approach would be to check for modal calibration in concert with marginal calibration and confidence calibration. Such an approach seems to serve a vast majority of applied settings, and relates to the ubiquitous practice of evaluating hard classifiers via confusion matrices (Sokolova and Lapalme, 2009), but remains to be implemented and explored in practice. Additional calibration diagnostics may check extensions of confidence calibration that assess the confidence in the top- ℓ class predictions (Gupta and Ramdas, 2022, Eq. (6)) via $\ell \geq 2$ reliability diagrams.

The implications in Figure 1 are straightforward to demonstrate and do not require worked proofs. For ease of reference, we collect the implications in the following proposition.

Proposition 2.5. *For a nominal outcome, auto-calibration implies class-wise calibration, class-wise confidence calibration, and modal calibration; class-wise calibration implies marginal calibration; and class-wise confidence calibration implies confidence calibration.*

No other implications hold, as the collection of examples in Table 1 shows. Therefore, the hierarchy in Figure 1 is complete, and it reflects the aforementioned practical considerations. Auto-calibration is the strongest notion, but very hard to check, except for binary settings. The notions in the middle row are strong, but require at least k reliability diagrams to be checked, except for modal calibration, which can be checked by computing a confusion matrix. The notions in the bottom row are easier to assess, but weaker than the class-wise versions in the middle row.

Table 1: Calibration properties for nominal outcomes in terms of the notions in Definitions 2.1 and 2.3 for examples from the extant literature (upper block) and in this paper (lower block).

Source	Specifics	AC	CwCoC	CoC	ModC	CwC	MC
Vaicenavicius et al. (2019)	Table 1	–	✓	✓	✓	✓	✓
Vaicenavicius et al. (2019)	Supplement, Table 2	–	–	✓	✓	–	✓
Silva Filho et al. (2023)	Footnote 2	–	–	–	–	✓	✓
Section 2.1	Example 2.2, G multinomial	–	–	–	–	–	✓
Section 2.2	Example 2.4 (a)	–	–	–	✓	–	–
Section 2.2	Example 2.4 (b)	–	✓	✓	–	–	–

2.3 Regression: A hierarchy of calibration for real-valued outcomes

We turn to notions of calibration for real-valued outcomes and introduce additional notation in the prediction space setting. For a cumulative distribution function (cdf) F , let

$$F^{-1}(\alpha) = \inf\{y \in \mathbb{R} : F(y) \geq \alpha\} \quad \text{and} \quad F_+^{-1}(\alpha) = \sup\{y \in \mathbb{R} : F(y) \leq \alpha\} \quad (12)$$

denote the *lower* and *upper quantile* of F at level $\alpha \in (0, 1)$, respectively. We note that $F^{-1}(\alpha) \leq F_+^{-1}(\alpha)$ with equality when F is strictly increasing. The (randomized) *probability integral transform* (PIT) of the random forecast F is defined as

$$Z_F = F(Y-) + U(F(Y) - F(Y-)), \quad (13)$$

where $F(y-) = \lim_{x \uparrow y} F(x)$, whereas the random variable U is standard uniform and independent of F and Y . Evidently, if F is continuous, no randomization occurs and the PIT reduces to the simplified form $Z_F = F(Y)$.

Definition 2.6. The forecast F for a real-valued outcome Y satisfies

- (a) *probabilistic calibration* (PC) if Z_F is uniformly distributed on the unit interval;
- (b) *conditional (non) exceedance probability calibration* (CC) if

$$\mathbb{Q}(Z_F \leq \alpha \mid F^{-1}(\alpha)) = \alpha \quad \text{for all } \alpha \in (0, 1); \quad (14)$$

- (c) *threshold calibration* (TC) if

$$\mathbb{Q}(Y \leq t \mid F(t)) = F(t) \quad \text{for all } t \in \mathbb{R}; \quad (15)$$

- (d) *quantile calibration* (QC) if

$$\mathbb{Q}(Y < F^{-1}(\alpha) \mid F^{-1}(\alpha)) \leq \alpha \leq \mathbb{Q}(Y \leq F^{-1}(\alpha) \mid F^{-1}(\alpha)) \quad \text{for all } \alpha \in (0, 1); \quad (16)$$

- (e) *unconditional quantile calibration* (UQC) if

$$\mathbb{Q}(Y < F^{-1}(\alpha)) \leq \alpha \leq \mathbb{Q}(Y \leq F^{-1}(\alpha)) \quad \text{for all } \alpha \in (0, 1); \quad (17)$$

- (f) *weak probabilistic calibration* (WPC) if

$$\mathbb{Q}(F(Y) < \alpha) \leq \alpha \leq \mathbb{Q}(F(Y-) \leq \alpha) \quad \text{for all } \alpha \in (0, 1). \quad (18)$$

The concept of probabilistic calibration has been proposed and studied by Dawid (1984), Diebold et al. (1998), and Gneiting et al. (2007), among others. The notion is of fundamental relevance and widely used; it ensures that all prediction intervals bounded by quantiles have the desired, nominal

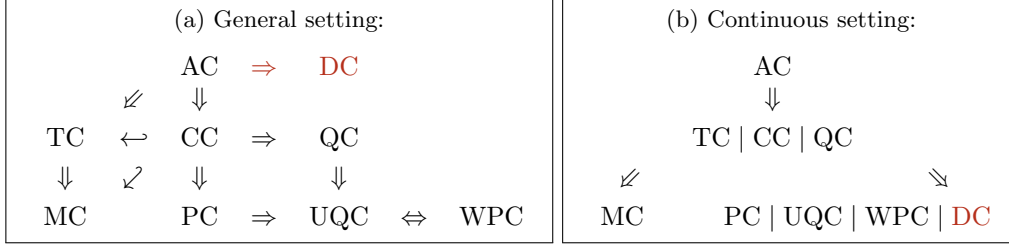


Figure 2: Hierarchy of calibration for real-valued outcomes, updated from Gneiting and Resin (2023, Figure 1 (b)), in terms of the notions and acronyms introduced in Definitions 2.1 and 2.6 in (a) the general setting and (b) subject to Assumption 2.15 of Gneiting and Resin (2023). Hook arrows indicate conjectured implications. The connection to double PIT calibration (DC) in red color is explored in Section 3.1.

coverage. Conditional (non) exceedance probability calibration is a conditional version of probabilistic calibration that can be traced to Mason et al. (2007). Evidently, conditional (non) exceedance probability calibration implies probabilistic calibration. Threshold calibration, introduced by Henzi et al. (2021), uses a conditional version of the marginal calibration condition (3).

Quantile calibration has been studied by Gneiting and Resin (2023), Arnold et al. (2024) and Allen et al. (2025a). However, Gneiting and Resin (2023) use an alternative definition of quantile calibration, namely,

$$q_\alpha(\mathcal{L}(Y | q_\alpha(F))) = q_\alpha(F) \quad \text{for all } \alpha \in (0, 1), \quad (19)$$

where

$$q_\alpha(F) = [F^{-1}(\alpha), F_+^{-1}(\alpha)] \quad (20)$$

denotes the set-valued α -quantile, which spans the interval of possible α -quantiles. Due to the limited practical relevance of the latter notion, we adopt the simpler definition from Arnold et al. (2024) in this paper. By Proposition 2.18 in Gneiting and Resin (2023), the strong version of quantile calibration (SQC) in (19) implies quantile calibration in the form (16) used here. However, the reverse is not true as illustrated by Example 2.14 (a) in Gneiting and Resin (2023) and Example 5.2 in Arnold and Ziegel (2025). Thus, the requirement (19) is strictly stronger than (16).

Regarding unconditional quantile calibration, it is readily seen that the original condition from Gneiting and Resin (2023), which uses the set-valued quantile $q_\alpha(F)$ and requires $\mathbb{Q}(Y < F_+^{-1}(\alpha)) \leq \alpha \leq \mathbb{Q}(Y \leq F^{-1}(\alpha))$, coincides with the requirement (17). The recently proposed notion of weak probabilistic calibration (Allen et al., 2025a) is equivalent to unconditional quantile calibration, as noted in Proposition 2.7 (d) below.

The hierarchies in Figure 2 expand and refine the hierarchies in Figure 1 (b) of Gneiting and Resin (2023) and reflect practical considerations. Auto-calibration is the strongest notion and implies all the other notions of calibration considered. However, in regression settings auto-calibration is very difficult, if not impossible, to check.² The notions in the middle rows of the hierarchies are strong, but require numerous reliability diagrams to be checked, as described by Gneiting and Resin (2023). The notions in the bottom row are easy to check but weak.

Even weaker notions have been used in practice. For instance, the empirical cdf forecast F_n from Example 2.2 fails to be unconditionally quantile calibrated for a continuous outcome Y . However, it

²For this reason, Arnold and Ziegel (2025) introduce isotonic calibration. Informally, isotonic calibration weakens auto-calibration by allowing for deviations from the auto-calibration criterion (1) in cases where the true conditional distributions show counterintuitive behavior. By Proposition 5.3 of Arnold and Ziegel (2025), auto-calibration implies isotonic calibration, whereas isotonic calibration implies both threshold calibration and quantile calibration. We refrain from further discussion, to avoid the introduction of the only recently developed measure theoretic tools (Arnold and Ziegel, 2025) that underlie isotonic calibration. In contrast to the hierarchies in Figure 1 (b) of Gneiting and Resin (2023), we also omit strong threshold calibration (STC) as it only applies to continuous outcomes.

Table 2: Calibration properties for real-valued outcomes in terms of the notions in Definitions 2.1 and 2.6 for examples from the extant literature (upper block) and in this paper (lower block).

Source	Specifics	AC	CC	QC	TC	PC	MC	UQC
Gneiting and Resin (2023)	Figure 3	–	✓	✓	✓	✓	✓	✓
Gneiting and Resin (2023)	Example 2.4 (a)	–	–	–	–	✓	✓	✓
Gneiting and Resin (2023)	Example 2.2, unfocused	–	–	–	–	✓	–	✓
Section 2.1	Example 2.2, G continuous	–	–	–	–	–	✓	–
Section 2.3	Example 2.8	–	–	✓	–	–	–	✓
Section 2.3	Example 2.9	–	–	–	✓	–	✓	–

satisfies

$$\mathbb{Q}\left(F_n(Y) < \frac{i}{n}\right) = \frac{i}{n+1} < \frac{i}{n} < \frac{i+1}{n+1} = \mathbb{Q}\left(F_n(Y) \leq \frac{i}{n}\right) \quad \text{for } i = 1, \dots, n,$$

owing to the fact that under simple random sampling the rank of Y when pooled with X_1, \dots, X_n is uniformly distributed on the integers $1, \dots, n+1$. For ensemble forecasts in the atmospheric sciences, the uniformity of this rank is commonly interpreted as a variant of probabilistic calibration and checked empirically in rank histograms. For further discussion, see Hamill (2001), Gneiting et al. (2007), and Vogel et al. (2018), among others.

The following result captures the implications in Figure 2 that are not yet available from Gneiting and Resin (2023) and the references therein. For the proof, we refer to Appendix A.

Proposition 2.7. *With respect to the notions in Definition 2.6,*

- (a) *conditional (non) exceedance probability calibration implies quantile calibration;*
- (b) *quantile calibration implies unconditional quantile calibration;*
- (c) *probabilistic calibration implies unconditional quantile calibration; and*
- (d) *unconditional quantile calibration is equivalent to weak probabilistic calibration.*

The display of implications in Figure 2 (a) is complete up to conjectured implications, as the examples in Table 2 illustrate. While the notions of calibration considered in the figure and table have been developed in regression settings, they apply to classification settings as well, provided the classes are identified by numbers on the real line, \mathbb{R} . In the interest of simplicity and clarity, most of the subsequent (counter)examples consider outcomes that take values in $\mathcal{Y} = \{1, \dots, k\} \subseteq \mathbb{R}$ only, thus admitting a classification interpretation. The forecast in the following example is quantile calibrated, but neither marginally calibrated nor probabilistically calibrated. Despite its simplicity, we invite the reader to study the example in some detail, as it serves to introduce notation and conventions used throughout the paper.

Example 2.8. Let the joint distribution \mathbb{Q} of the forecast F and the outcome $Y \in \mathcal{Y} = \{1, 2, 3\}$ be described by the following table.

j	$\mathbb{Q}(F = F_j)$	$f_j(1)$	$f_j(2)$	$f_j(3)$	$g_j(1)$	$g_j(2)$	$g_j(3)$
1	1/3	1/2	1/4	1/4	3/5	7/20	1/20
2	1/3	1/4	1/2	1/4	7/20	2/5	1/4
3	1/3	1/4	1/4	1/2	3/20	3/20	7/10

In words, the random forecast F attains three distinct values, F_1, F_2 , and F_3 , with equal probability of $1/3$. For forecast $j \in \{1, 2, 3\}$ and class label $y \in \mathcal{Y} = \{1, 2, 3\}$, the probability mass function of F_j has value $f_j(y)$, and conditional on $F = F_j$ the target Y has probability mass $g_j(y)$ at y . For a slightly

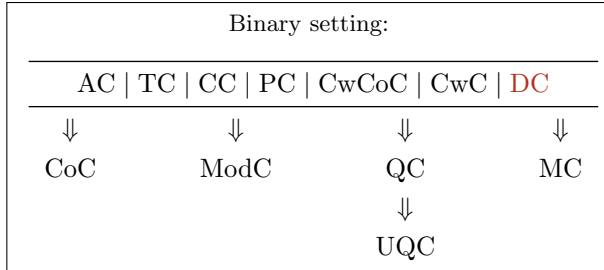


Figure 3: Hierarchy of calibration for binary outcomes in terms of the notions and acronyms introduced in Definitions 2.1, 2.3, and 2.6. Double PIT calibration (**DC**) in red color is explored in Section 3.2.

more elaborate interpretation, let us introduce a feature or covariate X that is uniformly distributed on $\{1, 2, 3\}$. Then we can interpret $f_j(y)$ as the forecaster’s assessment that $Y = y$ given $X = j$, and $g_j(y)$ as the true conditional probability that $Y = y$ given $X = j$. By associating the symbol f with the term *forecast*, and the symbol g with the term *genuine conditional probability*, the meaning of these quantities is easily remembered.

To verify the claims in Table 2, it suffices to show that F is quantile calibrated, but neither probabilistically calibrated nor marginally calibrated, for which we refer to Appendix B. The remaining claims then follow from the implications summarized in panel (a) of Figure 2. Note that F does not satisfy the strong version of quantile calibration in (19), because $q_{1/2}(\mathcal{L}(Y | q_{1/2}(F) = [1, 2])) = \{1\}$.

The forecast in the next example is threshold calibrated, but neither quantile calibrated nor probabilistically calibrated.

Example 2.9. Consider a non-equiprobable forecast F for an outcome $Y \in \mathcal{Y} = \{1, 2, 3\}$ as follows:

j	$\mathbb{Q}(F = F_j)$	$f_j(1)$	$f_j(2)$	$f_j(3)$	$g_j(1)$	$g_j(2)$	$g_j(3)$
1	3/5	1/2	1/4	1/4	5/10	4/10	1/10
2	1/5	1/4	1/2	1/4	1/10	2/10	7/10
3	1/5	1/4	1/4	1/2	4/10	1/10	5/10

To verify the claims in Table 2, it is enough to show that F is threshold calibrated, but not unconditionally quantile calibrated. We refer to Appendix B for the details.

The notions from Section 2.2 for classification tasks do not apply to real-valued outcomes if the forecast distributions have continuous components. In contrast, the notions for regression studied in this section can be applied whenever the outcomes are ordered in some way (as done with the usual labeling). We explore the latter in more detail in Section 3.3.

2.4 A simplified hierarchy for binary targets

We now discuss the special case of a binary outcome, where we may assume that $Y = 1$ represents a success and $Y = 2$ a failure. In this simple setting, numerous notions of calibration coincide. The forecast distribution F is now characterized by a single number, usually, the predicted probability of success, $f(1)$. Then auto-calibration is equivalent to class-wise calibration in the sense that $\mathbb{Q}(Y = 1 | f(1)) = f(1)$, which corresponds to threshold calibration. Similarly, auto-calibration is equivalent to the strong quantile calibration condition (19) in this setting, whereas Theorem 2.11 of Gneiting and Ranjan (2013) states the equivalence of probabilistic calibration and auto-calibration. Therefore, auto-calibration, class-wise calibration, class-wise confidence calibration, threshold calibration, conditional (non) exceedance probability calibration, probabilistic calibration, and the strong version of quantile calibration coincide for binary targets.

Evidently, confidence calibration, modal calibration, and marginal calibration remain strictly weaker than auto-calibration in this setting. Similarly, the standard version (16) of quantile calibration reduces to the condition that

$$\mathbb{Q}(Y = 1 \mid f(1) < \alpha) \leq \alpha \leq \mathbb{Q}(Y = 1 \mid f(1) \geq \alpha) \quad (21)$$

for $\alpha \in (0, 1)$, and the unconditional quantile calibration condition (17) reduces to

$$\begin{aligned} \mathbb{Q}(f(1) < \alpha) \mathbb{Q}(Y = 1 \mid f(1) < \alpha) &\leq \alpha \\ &\leq \mathbb{Q}(Y = 1 \mid f(1) \geq \alpha) + \mathbb{Q}(f(1) < \alpha) \mathbb{Q}(Y = 2 \mid f(1) \geq \alpha) \end{aligned} \quad (22)$$

for $\alpha \in (0, 1)$, provided the conditional probabilities are well defined, and these conditions are successively weaker. We summarize our findings in the collapsed hierarchy for the binary setting in Figure 3, where the notions in the top row are equivalent.

3 Bridging notions of calibration for classification and regression

As noted, the concepts of auto-calibration and marginal calibration apply universally. In contrast, the notions from Section 2.2 for classification tasks do not apply to real-valued outcomes if the forecast distributions have continuous components. The notions for regression tasks from Section 2.3 can be applied in classification settings if the classes are ordered in some way, though the ordering might be arbitrary. Naturally, there have been distinct strands of literature that describe concepts of calibration for classification and regression, respectively. We now aim to connect, bridge, and unify the different strands of literature.

In Section 3.1, we extend the notion of double PIT calibration (Yang, 2024) for count data to all types of real-valued outcomes. For outcomes with a discrete component the extended notion is orthogonal to probabilistic calibration and other types of calibration. In Section 3.2, we consider the general case of ordered data, and in Section 3.3 we adapt calibration concepts proposed in regressions settings so that they fit classification settings, by distinguishing full, partial, and average versions of these concepts. In Section 3.4, we generalize results on concepts of calibration that are expressed in terms of properties or functionals of the predictive distributions, such as the modal set in classification settings, and means, quantiles, or threshold (non) exceedance probabilities in regression settings. While the resulting concepts of calibration are technical in general, a sizable number of the aforementioned notions of calibration fit the latter framework, entailing fresh and insightful interpretations of particular paths in the respective hierarchies.

3.1 Double PIT calibration

We discuss the notion of double PIT calibration, which was proposed by Yang (2024) specifically for count data, that is, outcomes in the natural numbers. However, as we demonstrate here, double PIT calibration applies to all kinds of real-valued data. As before, we let \mathbb{Q} denote the joint distribution of the random forecast F and the real-valued outcome Y . Furthermore, let G denote the conditional cdf of Y given F . Similar to the mnemonic in Example 2.8, the meaning of these quantities is easily remembered if one associates the symbol F with the term *forecast*, and the symbol G with the term *genuine conditional cdf*.

The motivation of Yang (2024) is that the simplified version $F(Y)$ of the PIT Z_F in (13) agrees with Z_F when F is continuous, and thus is uniform if F is auto-calibrated. However, $F(Y)$ generally fails to be uniformly distributed when F is discrete, even in cases where the forecast F is auto-calibrated for Y . Under the random forecast F , the hypothesized marginal cdf of the simplified PIT, $F(Y)$, is given by

$$H(\alpha) = \mathbb{E}_{\mathbb{Q}}[\mathbb{E}_{Y \sim F} \mathbb{1}(F(Y) \leq \alpha)] = \mathbb{E}_{\mathbb{Q}} \begin{cases} F(F_+^{-1}(\alpha)-), & \text{if } F(F_+^{-1}(\alpha)) > \alpha, \\ F(F_+^{-1}(\alpha)), & \text{otherwise,} \end{cases} \quad (23)$$

Table 3: Calibration properties for the examples in Section 3.1 in terms of the notions in Definitions 2.1, 2.6, and 3.1.

Forecast	AC	CC	QC	TC	PC	MC	UQC	DC
Example 3.3, $w = 0$	-	-	-	-	-	-	-	✓
Example 3.4	-	✓	✓	✓	✓	✓	✓	-

for $\alpha \in (0, 1)$, where the outer expectation is with respect to the law of F and F_+^{-1} is the upper quantile function (12). In contrast, the actual cdf of $F(Y)$ under \mathbb{Q} is given by

$$K(\alpha) = \mathbb{E}_{\mathbb{Q}} [\mathbb{1}(F(Y) \leq \alpha)] = \mathbb{E}_{\mathbb{Q}} \begin{cases} G(F_+^{-1}(\alpha)-), & \text{if } F(F_+^{-1}(\alpha)) > \alpha, \\ G(F_+^{-1}(\alpha)), & \text{otherwise,} \end{cases} \quad (24)$$

for $\alpha \in (0, 1)$, where now the expectation is with respect to the joint law of F and G . Motivated by these considerations, we define double PIT calibration as follows.

Definition 3.1. The forecast F for a real-valued outcome Y satisfies *double PIT calibration* (DC) if $H(\alpha) = K(\alpha)$ for all $\alpha \in (0, 1)$.

We collect key properties of double PIT calibration, which are reflected in the hierarchies from Figure 2, in the following result. Note that in part (c) of the following proposition, the assumption of continuity of the law of $F(Y)$ means that the function K in (24), which depends on the joint distribution of F and G , is continuous.

Proposition 3.2.

- (a) *Auto-calibration implies double PIT calibration.*
- (b) *If F is continuous almost surely, then probabilistic calibration and double PIT calibration are equivalent.*
- (c) *If the law of $F(Y)$ is continuous, then double PIT calibration is equivalent to the uniformity of $H(F(Y))$ on the unit interval.*

Proof. The claim in part (a) is immediate, for if F is auto-calibrated then $G = F$ almost surely. Furthermore, if F is continuous then the PIT (13) equals the simplified PIT, $F(Y)$, which demonstrates part (b).

In order to prove part (c), we note that for a continuous random variable \tilde{X} and a cdf \tilde{F} , the random variable $\tilde{F}(\tilde{X})$ is uniformly distributed on the unit interval if, and only if, $\tilde{X} \sim \tilde{F}$. The ‘if’ part is stated in many textbooks, see, e.g., Casella and Berger (1990, Theorem 2.1.4). Conversely, if $\tilde{F}(\tilde{X})$ is standard uniform, then

$$\tilde{F}(x) = \mathbb{Q} \left(\tilde{F}(\tilde{X}) < \tilde{F}(x) \right) \leq \mathbb{Q}(\tilde{X} < x) \leq \mathbb{Q}(\tilde{X} \leq x) = \mathbb{Q} \left(\tilde{F}(\tilde{X}) \leq \tilde{F}(x) \right) = \tilde{F}(x)$$

holds for $x \in \mathbb{R}$, as the monotonicity of \tilde{F} yields the implications $\tilde{F}(x) < \tilde{F}(x') \Rightarrow x < x'$ and $x \leq x' \Rightarrow \tilde{F}(x) \leq \tilde{F}(x')$ for $x, x' \in \mathbb{R}$. Therefore, $\tilde{X} \sim \tilde{F}$.

Suppose now that the law K of $F(Y)$ is continuous. The above general result implies that $K(F(Y))$ is uniformly distributed on the unit interval. Therefore, double PIT calibration implies the uniformity of $H(F(Y))$ on the unit interval. Conversely, if $H(F(Y))$ is uniform on the unit interval, then $F(Y) \sim H$ and thus $H = K$. \square

The following examples, which are highlighted in Table 3, demonstrate that the concept of double PIT calibration is orthogonal to the notions of calibration discussed in Section 2.3. Example 3.3 resembles Example 2.8, but it is more extreme in a hierarchical sense, as the forecast is double PIT calibrated but neither marginally calibrated nor unconditionally quantile calibrated. Conversely, the forecast in Example 3.4 satisfies all notions from the hierarchies in Figure 2, except for auto-calibration and double PIT calibration.

Example 3.3. Consider the following forecast, where $w \in [0, 1)$ is fixed and $\bar{w} = 1 - w$.

j	$\mathbb{Q}(F = F_j)$	$f_j(1)$	$f_j(2)$	$f_j(3)$	$f_j(4)$	$g_j(1)$	$g_j(2)$	$g_j(3)$	$g_j(4)$
1	1/3	$\bar{w}/2$	$\bar{w}/4$	$\bar{w}/4$	w	0	$\bar{w}/4$	$3\bar{w}/4$	w
2	1/3	$\bar{w}/4$	$\bar{w}/2$	$\bar{w}/4$	w	$\bar{w}/4$	$\bar{w}/2$	$\bar{w}/4$	w
3	1/3	$\bar{w}/4$	$\bar{w}/4$	$\bar{w}/2$	w	$\bar{w}/4$	$3\bar{w}/4$	0	w

In Appendix B, we show that F is double PIT calibrated, but fails to satisfy any of the other notions of calibration discussed thus far, when $w = 0$. If $w > \frac{1}{3}$ then F is class-wise confidence calibrated (as well as confidence calibrated and modally calibrated), which we use later on to show that the extended hierarchy presented in Section 3.3 is complete.

Example 3.4. The forecast in this example is conditional (non) exceedance probability calibrated (as well as threshold calibrated), but it is not double PIT calibrated, as we show in Appendix B.

j	$\mathbb{Q}(F = F_j)$	$f_j(1)$	$f_j(2)$	$f_j(3)$	$g_j(1)$	$g_j(2)$	$g_j(3)$
1	1/6	3/5	1/5	1/5	3/5	3/10	1/10
2	1/6	2/5	2/5	1/5	3/5	1/5	1/5
3	1/6	2/5	1/5	2/5	1/5	1/5	3/5
4	1/6	1/5	3/5	1/5	1/10	3/5	3/10
5	1/6	1/5	2/5	2/5	1/5	3/5	1/5
6	1/6	1/5	1/5	3/5	3/10	1/10	3/5

Finally, we show that for a binary outcome, auto-calibration and double PIT calibration are equivalent. We adopt notation from Section 2.4 and refer to Appendix A for the proof of this result.

Proposition 3.5. *For a binary outcome, if $H(\alpha) = K(\alpha)$ for $\alpha \in (0, 1)$ then $f(1) = g(1)$ almost surely.*

3.2 The case of linearly ordered, discrete outcomes

In this section, we suppose that the outcome space \mathcal{Y} is finite and equipped with a natural total order \leq . In this case, it is conventional to identify \mathcal{Y} with the first $k = |\mathcal{Y}|$ natural numbers $1, \dots, k$. This convention essentially brings us back to the setting of Section 2.2, except that we now have an order.

Evidently, the choice of the map from the ordered outcomes to the real line ought to be irrelevant in the assessment of calibration. In what follows, we let $g : \mathbb{R} \rightarrow \mathbb{R}$ be a strictly increasing transformation of \mathbb{R} . We define F_g as the induced cdf that corresponds to the probability measure $P_{F_g} = P_F \circ g^{-1}$ after transformation of the outcome by g . As g is strictly increasing, $F_g = F \circ g^{-1}$. The following result shows that the choice of the mapping g is immaterial in the assessment of calibration. The proof is straightforward and we sketch it only.

Proposition 3.6. *Let g be a strictly increasing transformation. Then, the equivalence*

$$F \text{ satisfies NC for } Y \iff F_g \text{ satisfies NC for } g(Y) \quad (25)$$

holds for all notions $\text{NC} \in \{\text{AC}, \text{CC}, \text{DC}, \text{MC}, \text{PC}, \text{QC}, \text{TC}, \text{UQC}\}$ from Definitions 2.1, 2.6, and 3.1.

Sketch of proof. For $\text{NC} \in \{\text{AC}, \text{MC}, \text{TC}\}$, the claim is obvious. For $\text{NC} \in \{\text{QC}, \text{UQC}\}$, the equivalence follows from the equivariance of quantiles under g ; specifically, $g \circ F^{-1} = F_g^{-1}$ and thus $g(y) < F_g^{-1}(\alpha)$ if, and only if, $y < F^{-1}(\alpha)$. For $\text{NC} \in \{\text{CC}, \text{DC}, \text{PC}\}$, the claim follows from the invariance of Z_F and $F(Y)$, respectively, under the transformation. \square

Complications arise with double PIT calibration if the number of possible outcomes is finite. In this case, $F(Y)$ has a point mass at 1 if Y attains the maximum value k with positive probability.

Therefore, the assumption of a continuous distribution for $F(Y)$ in Proposition 3.2 (c) is violated, and the equivalence of double PIT calibration and the uniformity of the law of $H(F(Y))$ may fail. However, a variant of the equivalence holds, as follows. Loosely speaking, double PIT calibration is equivalent to a conditional form of uniformity for $H(F(Y))$ in concert with a weak form of marginal calibration. We defer the proof of this result to Appendix A.

Proposition 3.7. *In the above setting, let $k \geq 2$ and $\gamma = \mathbb{E}_{\mathbb{Q}}[F(k-1)]$. Suppose that $\mathbb{Q}(F(k-1) < 1) = 1$ and that conditional on $Y \leq k-1$ the distribution of $F(Y)$ is continuous. Then F is double PIT calibrated if, and only if, $\mathbb{Q}(Y \leq k-1) = \gamma$ and conditional on $Y \leq k-1$ the random variable $H(F(Y))$ is uniformly distributed on $(0, \gamma)$.*

For count data, if the law of $F(Y)$ is continuous, to check double PIT calibration in practice, one can directly examine the uniformity of the histogram of the double PIT according to Proposition 3.2 (c). For ordinal outcomes with a finite number of categories, one ought to assess the condition $\mathbb{E}_{\mathbb{Q}}[F(k-1)] = \mathbb{Q}(Y \leq k-1)$ prior to examining the uniformity of the double PIT on the subset of the data for which $Y \leq k-1$.

The following example demonstrates that the uniformity of $H(F(Y))$ conditional on $Y \leq k-1$ does not guarantee double PIT calibration, unless furthermore $\mathbb{E}_{\mathbb{Q}}[F(k-1)] = \mathbb{Q}(Y \leq k-1)$.

Example 3.8. Let W be uniform on $(0, \frac{1}{2})$. Conditional on W , let F assign mass W to $Y = 1$ and mass $1 - W$ to $Y = 2$, while these events materialize with probability $2W$ and $1 - 2W$, respectively, as summarized in the following table.

Conditional on	$f_W(1)$	$f_W(2)$	$g_W(1)$	$g_W(2)$
$W \sim \text{Unif}(0, \frac{1}{2})$	W	$1 - W$	$2W$	$1 - 2W$

Then conditional on $Y = 1$ the random variable $H(F(Y))$ is uniformly distributed, even though F fails to be double PIT calibrated. For details, see Appendix A.

Remark 3.9. Example 3.3 can be adapted to satisfy the assumptions of Proposition 3.7 by replacing the fixed class probability w with a suitable random variable W similar to the previous example. Analogously, we may add an additional class with random probability W in Example 3.4. We expect the forecast probabilities $\tilde{f}_j(i) = (1 - W)f_j(i)$ for $i = 1, 2, 3$ and $\tilde{f}_j(4) = W$ along with the conditional probabilities $\tilde{g}_j(i) = (1 - W)g_j(i)$ for $i = 1, 2, 3$ and $\tilde{g}_j(4) = W$ to preserve the properties stated in Table 3, while ensuring that the simplified PIT $\tilde{F}(\tilde{Y})$ is continuously distributed given $\tilde{Y} \leq 3$.

3.3 An extended hierarchy for nominal targets

We return to the general classification setting of Section 2.2, where the nominal outcome Y belongs to a finite number of classes that fail to be ordered and are labeled arbitrarily as $1, \dots, k$. In what follows, we explore how the notions of conditional (non) exceedance probability calibration (CC), threshold calibration (TC), and probabilistic calibration (PC) for ordered real-valued outcomes can be adapted so that they apply to unordered nominal outcomes. We disregard quantile calibration due to its non-intuitive character and behavior in discrete settings.

We start by studying calibration properties under permutation of the class labels, where we use notation similar to that in Section 3.2. Let S_k be the symmetric group on k elements, and let $\pi \in S_k$. Given a predictive cdf F for the outcome Y , we denote by F_π the predictive cdf for the permuted outcome Y_π . As the labels for a nominal variable might be arbitrary, we use qualifiers to refine the aforementioned notions of calibration to hold with respect to *any* or *some* ordering or permutation of the outcomes.

Definition 3.10. Let $\text{NC} \in \{\text{CC}, \text{TC}, \text{PC}\}$ be a notion of calibration. The forecast F for the nominal outcome Y is

- (a) *fully* NC (fNC) if the forecast F_π for Y_π satisfies NC for all permutations $\pi \in S_k$;

- (b) *partially* NC (pNC) if the forecast F_π for Y_π satisfies NC for some permutation $\pi \in S_k$;
- (c) *average* probabilistically calibrated (aPC) if

$$\frac{1}{k!} \sum_{\pi \in S_k} \mathbb{Q}(Z_{F_\pi} \leq u) = u \quad \text{for all } u \in [0, 1], \quad (26)$$

where Z_{F_π} is the randomized PIT of the forecast F_π for Y_π .

The notions of full calibration are strictly stronger than their partial counterparts, so the order of the classes matters. For instance, the forecast in Example 2.4 (b) of Gneiting and Resin (2023) satisfies conditional (non) exceedance probability calibration, threshold calibration, and probabilistic calibration, but fails to be auto-calibrated. After interchanging class labels 2 and 3, none of these notions is satisfied, nor does average probabilistic calibration hold. Also, in analogy to the general setting, the full version of threshold calibration does not imply full probabilistic calibration nor full conditional (non) exceedance probability calibration, as Example 2.14 (b) in Gneiting and Resin (2023) illustrates.

However, the following result shows that the notions considered are unaffected if the order of the classes is reversed. For the proof, see Appendix A.

Proposition 3.11. *Let $\rho = \begin{pmatrix} 1 & 2 & \dots & k \\ k & k-1 & \dots & 1 \end{pmatrix}$ be the permutation that corresponds to a complete reversal, and let $\text{NC} \in \{\text{CC}, \text{TC}, \text{PC}\}$ be a notion of calibration. Then the forecast F for Y satisfies NC if, and only if, the forecast F_ρ satisfies NC for Y_ρ .*

In full generality, if $\pi \in S_k$ is any permutation, then the forecast F_π for Y_π satisfies NC if, and only if, the forecast $F_{\rho \circ \pi}$ for $Y_{\rho \circ \pi}$ satisfies NC. Therefore, only half the number of permutations need to be considered in assessing full or partial calibration. We also note that the qualifiers full, partial and average do not readily generalize to settings where the outcome variable has infinite support.

Evidently, for all three notions considered in Proposition 3.11, auto-calibration implies full calibration, and full calibration implies partial calibration and average calibration. Furthermore, we note the following implication.

Proposition 3.12. *For a nominal outcome, full threshold calibration implies class-wise calibration.*

Proof. Let $y \in \{1, \dots, k\}$ and suppose that the permutation $\pi \in S_k$ interchanges classes 1 and y . Then threshold calibration of the forecast F for Y yields

$$f(y) = f_\pi(1) = F_\pi(1) = \mathbb{Q}(Y_\pi \leq 1 \mid F_\pi(1)) = \mathbb{Q}(Y_\pi = 1 \mid f_\pi(1)) = \mathbb{Q}(Y = y \mid f(y)),$$

whence F is class-wise calibrated. □

The findings of this section are summarized in the hierarchy presented in Figure 4, which substantially extends the hierarchy in Figure 1. Table 4 previews subsequent examples and counterexamples that show the hierarchy to be complete up to conjectured implications, in the sense that if there is no directed path from a notion to another then there is no implication either.

Our extended hierarchy does not depend on, nor involve, the following result, which proves the existence of a stronger form of Example 2.14 (b) in Gneiting and Resin (2023), where probabilistic calibration is replaced by full probabilistic calibration. However, the proof is constructive, based on tools of linear algebra, and it sheds light on how we have generated many of the other examples in this paper, namely, by fixing some simple predictive class probabilities $f_j(1), \dots, f_j(k)$ and expressing desired notions of calibration as linear constraints on the respective conditional class probabilities $g_j(1), \dots, g_j(k)$ as detailed in Appendix B. In this light, we believe that the proposition and its proof are of interest in their own right.

Proposition 3.13. *There exists a forecast–outcome pair (F, Y) such that F is fully probabilistically calibrated and marginally calibrated, but fails to be auto-calibrated for the outcome Y .*

Table 4: Calibration properties for nominal outcomes in terms of the notions in Definitions 2.1, 2.3, and 3.10 for examples from the extant literature (upper block) and in this paper (lower block).

Example	Specifics	AC	CwCoC	CoC	ModC	CwC	MC	fCC	pCC	fPC	pPC	aPC	fTC	pTC
Vaicenavicius et al. (2019)	Table 1	-	✓	✓	✓	✓	✓	-	✓	-	✓	✓	✓	✓
Vaicenavicius et al. (2019)	Supplement, Table 2	-	-	✓	✓	-	✓	-	-	-	-	-	-	-
Silva Filho et al. (2023)	Footnote 2	-	-	-	-	✓	✓	-	✓	-	✓	-	✓	✓
Gneiting and Resin (2023)	Example 2.4 (b)	-	-	-	✓	-	✓	-	✓	-	✓	-	-	✓
Gneiting and Resin (2023)	Example 2.14 (b)	-	✓	✓	✓	✓	✓	-	-	-	-	✓	✓	✓
Section 2.1	Example 2.2, G multinomial	-	-	-	-	-	✓	-	-	-	-	-	-	-
Section 3.2	Example 3.3, $w = 1/2$	-	✓	✓	✓	-	-	-	-	-	-	-	-	-
Section 3.2	Example 3.4	-	✓	✓	-	✓	✓	✓	✓	✓	✓	✓	✓	✓
Section 3.3	Example 3.14	-	✓	✓	-	✓	✓	-	-	-	-	✓	-	-
Section 3.3	Example 3.15	-	-	-	-	-	-	-	-	-	✓	✓	-	-
Section 3.3	Example 3.16	-	-	-	✓	-	✓	-	-	✓	✓	✓	-	-
Section 3.3	Example 3.17	-	-	-	✓	✓	✓	✓	✓	✓	✓	✓	✓	✓

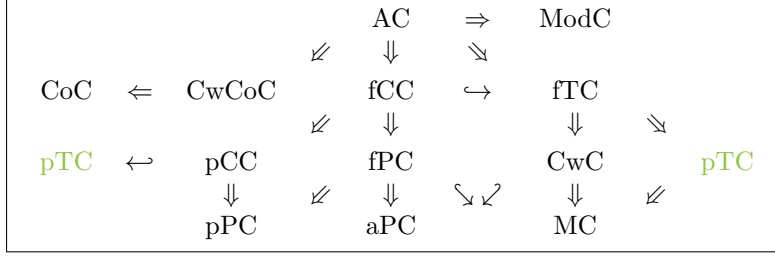


Figure 4: Hierarchy of calibration for nominal outcomes in terms of the notions and acronyms introduced in Definitions 2.1, 2.3, 2.6, and 3.10. Hook arrows indicate conjectured implications discussed at the end of this section. Note the repeat occurrence of partial threshold calibration (pTC) in green color.

Proof. Let the outcome space be the set $\{1, \dots, k\}$ and let N be the number of distinct forecasts. We encode the forecast probabilities $f_j = (f_j(1), \dots, f_j(k))$ and conditional class probabilities $g_j = (g_j(1), \dots, g_j(k)) = (\mathbb{Q}(Y = i \mid F = F_j)_{i=1}^k)$ as vectors from the unit simplex $\Delta_k = \{v \in \mathbb{R}_{\geq 0}^k : v_1 + \dots + v_k = 1\}$. For $i = 1, \dots, k$ and $j = 1, \dots, N$, we restrict the forecast probabilities $f_j(i)$ to probabilities of the form m/n , where m is a positive integer. Thus, the function $u \mapsto \mathbb{Q}(Z_{F_\pi} \leq u)$ is piecewise linear with $n - 1$ possible breakpoints at $1/n, \dots, (n - 1)/n$ for any permutation π of the outcome space. Assuming $n \geq k$ in what follows, the number of distinct forecast vectors is given by

$$N = \binom{k + (n - k) - 1}{n - k} = \binom{n - 1}{n - k},$$

the number of $(n - k)$ -combinations with repetition. Assuming that the forecast vectors occur with equal probability, probabilistic calibration for a given permutation π of the classes is equivalent to a set of $n - 1$ linear equations being satisfied by the conditional class probabilities $g_j(i)$, where $i = 1, \dots, k$ and $j = 1, \dots, N$. Since there are $k!$ permutations of the classes, full probabilistic calibration yields a total of $k!(n - 1)$ linear constraints on the true conditional probabilities. In addition, marginal calibration yields k linear equations for a total of

$$k!(n - 1) + k \tag{27}$$

constraints.

Subject to these constraints, we need to choose N vectors, $g_1, \dots, g_N \in \Delta_k$, that is, for each $j = 1, \dots, N$, we choose $g_j(1), \dots, g_j(k - 1) \geq 0$ such that $\sum_{i=1}^{k-1} g_j(i) \leq 1$ and set $g_j(k) = 1 - \sum_{i=1}^{k-1} g_j(i)$. Thus, the vectors g_1, \dots, g_N are completely determined by the projection to the first $k - 1$ components,

$$\pi_{k-1}: \mathbb{R}^k \rightarrow \mathbb{R}^{k-1}, \quad (x_1, \dots, x_k) \mapsto (x_1, \dots, x_{k-1}),$$

and, since the relation with the last component is linear, we can formulate each previous linear constraint using only the first $k - 1$ components of each g_j . This yields a non-homogeneous system of linear equations in

$$(k - 1)N = (k - 1) \binom{n - 1}{n - k} \tag{28}$$

variables, namely, the conditional class probabilities $g_j(i)$, where $i = 1, \dots, k - 1$ and $j = 1, \dots, N$.

Fortunately, there is an obvious solution to the system, expressly,

$$a = (f_1(1), \dots, f_1(k - 1), f_2(1), \dots, f_2(k - 1), \dots, f_N(1), \dots, f_N(k - 1)) \in (\pi_{k-1}(\Delta_k))^N \subset \mathbb{R}^{(k-1)N},$$

which we obtain by setting every conditional class probability equal to the respective forecast probability, that is, $g_j(i) = f_j(i)$ for $i = 1, \dots, k - 1$ and $j = 1, \dots, N$. This solution corresponds to

auto-calibration, which implies full probabilistic calibration and marginal calibration, and thus fulfills all linear constraints. The auto-calibrated solution a lies in the interior of the closed subset $(\pi_{k-1}(\Delta_k))^N \subset \mathbb{R}^{(k-1)N}$ by construction, as points on the boundary of the unit simplex are characterized by having a vanishing component, and thus there exists a ball $B(a)$ around a that is contained in $(\pi_{k-1}(\Delta_k))^N$. If the rank R of the linear system is less than the number $(k-1)N$ of variables, the solution space is an affine subspace of dimension $(k-1)N - R > 0$ that contains additional solutions in $\mathbb{R}^{(k-1)N}$. In this case, the intersection of the solution space and the closed set $(\pi_{k-1}(\Delta_k))^N$ needs to contain further solutions (which then fail to be auto-calibrated), as it includes the interior point a of said set (more precisely, the affine space cuts through the center of the ball $B(a)$ and thus contains additional points from the ball as it also has to cut through its hull). Since, for fixed $k \geq 3$, the number $(k-1)N$ of variables in (28) grows faster in n than the number of linear constraints in (27), which is an upper bound for the rank R of the linear system, the proof is complete. \square

While the proof may give the impression that the number of forecasts N needs to be quite large to construct explicit examples, it turns out that the rank of the linear system tends to be much lower than the upper bound in (27). For instance, Proposition 3.11 shows that only half of the permutations from the definition of full probabilistic calibration yield any additional constraints. Consequently, even when additional constraints are introduced to satisfy further notions of calibration, a small number N of distinct forecast distributions may suffice, as illustrated by Example 3.4, where $k = 3, n = 5$, and $N = 6$.

The following examples show that the hierarchy in Figure 4 is not missing any arrows.

Example 3.14. Consider $k = 4$ classes with forecast probabilities and conditional outcome probabilities as follows.

j	$\mathbb{Q}(F = F_j)$	$f_j(1)$	$f_j(2)$	$f_j(3)$	$f_j(4)$	$g_j(1)$	$g_j(2)$	$g_j(3)$	$g_j(4)$
1	1/4	2/5	1/5	1/5	1/5	2/5	1/10	2/5	1/10
2	1/4	1/5	2/5	1/5	1/5	1/10	2/5	1/10	2/5
3	1/4	1/5	1/5	2/5	1/5	1/10	2/5	2/5	1/10
4	1/4	1/5	1/5	1/5	2/5	2/5	1/10	1/10	2/5

Evidently, this forecast is class-wise confidence calibrated. However, in Appendix B we show that it is neither partially threshold calibrated nor partially probabilistically calibrated. In particular, the implication in Proposition 3.12 cannot be reversed.

Example 3.15. This example shares the forecast values with Example 2.4 (b) in Gneiting and Resin (2023). It demonstrates that partial probabilistic calibration and average probabilistic calibration do not imply marginal calibration.

j	$\mathbb{Q}(F = F_j)$	$f_j(1)$	$f_j(2)$	$f_j(3)$	$g_j(1)$	$g_j(2)$	$g_j(3)$
1	1/3	1/2	1/4	1/4	2/3	1/3	0
2	1/3	1/4	1/2	1/4	5/12	1/6	5/12
3	1/3	1/4	1/4	1/2	0	1/3	2/3

Example 3.16. In the example given by the following table, the forecast is fully probabilistically calibrated, but fails to be confidence calibrated, as

$$\mathbb{Q}\left(Y \in \hat{y}_F \mid m_F = \frac{2}{3}\right) = \frac{1}{3} \left(\frac{14}{15} + \frac{2}{3} + \frac{4}{5} \right) = \frac{4}{5}.$$

j	$\mathbb{Q}(F = F_j)$	$f_j(1)$	$f_j(2)$	$f_j(3)$	$g_j(1)$	$g_j(2)$	$g_j(3)$
1	1/6	2/3	1/6	1/6	14/15	1/30	1/30
2	1/6	1/2	1/3	1/6	1/5	8/15	4/15
3	1/6	1/6	2/3	1/6	1/6	2/3	1/6
4	1/6	1/6	1/2	1/3	4/15	1/5	8/15
5	1/6	1/6	1/3	1/2	4/15	8/15	1/5
6	1/6	1/6	1/6	2/3	0	1/5	4/5

Finally, the next example shows that full conditional (non) exceedance calibration does not imply confidence calibration.

Example 3.17. The example with 13 equiprobable forecasts described in the following table is fully conditional (non) exceedance calibrated but not confidence calibrated. Except for the first two columns, the entries are stated in multiples of one over a thousand.

j	$\mathbb{Q}(F = F_j)$	$f_j(1)$	$f_j(2)$	$f_j(3)$	$g_j(1)$	$g_j(2)$	$g_j(3)$
1	1/13	200	300	500	214	321	465
2	1/13	700	100	200	700	163	137
3	1/13	200	700	100	186	651	163
4	1/13	300	400	300	48	484	468
5	1/13	100	400	500	177	288	535
6	1/13	300	500	200	552	185	263
7	1/13	200	500	300	158	710	132
8	1/13	500	100	400	395	79	526
9	1/13	100	700	200	2	749	249
10	1/13	500	400	100	535	428	37
11	1/13	200	100	700	242	58	700
12	1/13	500	300	200	570	279	151
13	1/13	100	500	400	121	605	274

To summarize, the hierarchy in Figure 4 is complete up to the hook arrows, which represent conjectured implications. Specifically, we conjecture that full probabilistic calibration implies marginal calibration and that class-wise calibration implies average probabilistic calibration. The conjectures that full conditional (non) exceedance probability calibration implies full threshold calibration, and that partial conditional (non) exceedance probability calibration implies partial threshold calibration, are inherited from their counterparts for general real-valued outcomes in Figure 2.

3.4 Conditioning on functionals: (Multi-)calibration for distributional properties

There is much ongoing work on the notion of multicalibration, which is a term coined by Hébert-Johnson et al. (2018). While the original idea of multicalibration is to condition on a covariate or feature, which is crucial when discussing fairness, similar ideas have featured prominently in the literature on backtests for financial risk measures (Nolde and Ziegel, 2017). In many cases, the covariate can be bypassed when interest centers on calibration. Specifically, if one conditions on a distributional property or functional T of the forecast F , the notion of multicalibration reduces to calibration and fits our framework — namely, the study of concepts of calibration that can be expressed in terms of the joint distribution \mathbb{Q} of the random tuple (F, Y) . In this setting, there are substantial overlaps between the independently — and simultaneously — developed advanced theories of multicalibration (Noarov and Roth, 2023) and T -calibration (Gneiting and Resin, 2023). In a further, very recent development, Derr et al. (2025) introduce the related, yet stronger notion of distribution calibration with respect to a distributional property or functional T . Before we proceed

to definitions and link to the notions and examples from earlier sections in the paper, we note that \mathbb{T} -calibration manifests the self-realization interpretation of calibration (Derr et al., 2025).

Tending to the technical development, let \mathcal{P} be a convex class of Borel probability measures on the real line. A functional is any mapping \mathbb{T} that assigns a set $\mathbb{T}(P) \subseteq \mathbb{R}$ to a distribution $P \in \mathcal{P}$. Frequently, the set $\mathbb{T}(P) = [\mathbb{T}^-(P), \mathbb{T}^+(P)]$ is a closed interval. In the special case of a *singleton* functional, $\mathbb{T}(P) = \mathbb{T}^-(P) = \mathbb{T}^+(P) \in \mathbb{R}$ is a single number, and we simplify the notation accordingly for ease of exposition. For example, the mean

$$\mu_P = \int x \, dP(x) \tag{29}$$

corresponds to the singleton functional $P \mapsto \mathbb{T}(P) = \mu_P$ on the class \mathcal{P} of the probability measures with finite first moment. In contrast, there are functionals of practical relevance that require a set-valued approach. For instance, the interval-valued full α -quantile functional (20) is a non-degenerate, closed interval if the associated cdf has a horizontal segment at the level $\alpha \in (0, 1)$, as is unavoidable in the ubiquitous setting of Example 2.2. Similarly, the mode functional \hat{y}_P in (7) fails to be singleton if multiple classes are predicted to occur with the modal probability m_P .

In the subsequent definitions, we follow Gneiting and Resin (2023) and consider settings where the outcome Y is real-valued and the functional \mathbb{T} maps to subsets of the real line. Furthermore, we make the tacit assumptions that the convex class \mathcal{P} is a standard Borel space generated by the topology of weak convergence and that the functional \mathbb{T} is a measurable map into a standard Borel space. For details on the measurability of functionals and the Borel structure on \mathcal{P} , we refer the interested reader to Fissler and Holzmann (2022). Finally, we suppose that the class \mathcal{P} is rich enough to contain all relevant distributions. Specifically, we suppose that the random forecast F belongs to \mathcal{P} almost surely, and we assume the existence of a regular version $G_{\mathbb{T}(P_F)}$ of the conditional distribution $\mathcal{L}(Y \mid \mathbb{T}(P_F))$ that belongs to the class \mathcal{P} almost surely. In analogy to mnemonic interpretations in earlier sections, the symbol F stands for the random forecast and the symbol $G_{\mathbb{T}(P_F)}$ for the genuine conditional distribution given the distributional property $\mathbb{T}(P_F)$.

Definition 3.18. The forecast F for Y is

- (a) *distribution calibrated* with respect to the functional \mathbb{T} ($\text{DC}_{\mathbb{T}}$) if

$$G_{\mathbb{T}(P_F)}(B) = \mathbb{E}_{\mathbb{Q}}(P_F(B) \mid \mathbb{T}(P_F)) \tag{30}$$

almost surely for all Borel sets $B \subseteq \mathbb{R}$;

- (b) *conditionally \mathbb{T} -calibrated* ($\text{CC}_{\mathbb{T}}$) if

$$\mathbb{T}(G_{\mathbb{T}(P_F)}) = \mathbb{T}(P_F) \tag{31}$$

almost surely.

Following Frongillo and Kash (2021, Definition 12), we say that the functional \mathbb{T} *refines* the functional \mathbb{T}' if $\mathbb{T}' = h \circ \mathbb{T}$ for some measurable function h . Evidently, any functional refines a constant functional. Auto-calibration and marginal calibration arise at the extreme ends of distribution calibration. Specifically, marginal calibration is distribution calibration with respect to the least refined property, namely, a constant functional, and auto-calibration is distribution calibration with respect to the most refined property, namely, the identity functional.³ Table 5 lists notions that arise as special cases of conditional \mathbb{T} -calibration relative to either a single functional or a family of functionals.

The following definition operates under regularity conditions from Gneiting and Resin (2023) that are satisfied in many practically relevant settings. Specifically, the functional \mathbb{T} is interval-valued if $\mathbb{T}(P) = [\mathbb{T}^-(P), \mathbb{T}^+(P)]$, where $\mathbb{T}^-(P) \leq \mathbb{T}^+(P)$, is a possibly degenerate, closed interval. The

³Technically, we restrict attention to functionals that map to subsets of the real line, so the identity functional is excluded. However, the notions in Definition 3.18 extend to functionals that map into arbitrary Borel spaces. We leave these further developments to future work.

Table 5: Notions of calibration that admit an interpretation in terms of the general notion (31) of conditional T-calibration (CC_T).

Section	Eq.	Acronym	$T(P_F)$	For all
Section 2.1	(1)	AC	F	–
Section 2.1	(2)	MC	constant	–
Section 2.2	(8)	CwC	$f(y)$	$y \in \{1, \dots, k\}$
Section 2.2	(11)	ModC	\hat{y}_F	–
Section 2.3	(15)	TC	$F(y)$	$y \in \mathbb{R}$
Section 2.3	(16)	QC	$F^{-1}(\alpha)$	$\alpha \in (0, 1)$
Section 2.3	(19)	SQC	$q_\alpha(F)$	$\alpha \in (0, 1)$
Section 3.4	(33)	EC	μ_F	–

interval-valued functional $T(P)$ is *identifiable* relative to the convex class \mathcal{P} of probability measures if there exists an *identification function* $V : \mathbb{R} \times \mathbb{R} \rightarrow \mathbb{R}$ such that $V(\cdot, y)$ is increasing and left-continuous for all $y \in \mathbb{R}$, and $\mathbb{E}_{Z \sim P}[V(T^-(P) + \varepsilon, Z)] \geq 0$ and $\mathbb{E}_{Z \sim P}[V(T^+(P) - \varepsilon, Z)] \leq 0$ for all $\varepsilon > 0$ and all fixed $P \in \mathcal{P}$. Following Gneiting and Resin (2023, Assumption 2.8), an identification function V for T is of *prediction error* form if there is an increasing, left-continuous function $v : \mathbb{R} \rightarrow \mathbb{R}$ such that $V(x, y) = v(x - y)$ with $v(-r) < 0$ and $v(r) > 0$ for some $r > 0$, and of *expectation* form if $V(x, y) = x - T(\delta_y)$ for a singleton functional T , where δ_y denotes the Dirac measure in $y \in \mathbb{R}$. Table 1 of Gneiting and Resin (2023) lists examples of identifiable functionals and associated identification functions of prediction error or expectation form, including the mean- or expectation functional (29), for which $V(x, y) = x - y$, moments, threshold (non) exceedances, quantiles, and expectiles.

Definition 3.19. Let the functional $T = [T^-, T^+]$ be interval-valued and identifiable with identification function V that is of prediction error or expectation form. Then the forecast F for Y is *unconditionally T-calibrated* (UC_T) if

$$\mathbb{E}_{\mathbb{Q}} [V(T^-(P_F) + \varepsilon, Y)] \geq 0 \quad \text{and} \quad \mathbb{E}_{\mathbb{Q}} [V(T^+(P_F) - \varepsilon, Y)] \leq 0 \quad \text{for all } \varepsilon > 0. \quad (32)$$

As an illustration of conditional and unconditional T-calibration, consider mean- or expectation calibration, as studied by Jung et al. (2021), Krüger and Ziegel (2021), and Gneiting and Resin (2023). With $T(P) = \mu_P$ denoting the mean- or expectation functional (29), conditional mean- or expectation calibration (EC) requires that

$$\mathbb{E}_{\mathbb{Q}} [Y \mid \mu_F] = \mu_F \quad (33)$$

almost surely. Taking expectations in (33) yields unconditional mean-calibration, namely, $\mathbb{E}_{\mathbb{Q}} [Y] = \mathbb{E}_{\mathbb{Q}} [\mu_F]$, which agrees with the classical unbiasedness condition and with the formulation in (32) in terms of the identification function $V(x, y) = x - y$.

We now return to the theme of hierarchies of calibration. A preview of the subsequent results is given in Figure 5, subject to minimal conditions that ensure the existence of regular conditional distributions, as laid out above. Our results generalize findings in Gneiting and Resin (2023), Noarov and Roth (2023), and Derr et al. (2025), none of which cover the set-valued mode functional. While Gneiting and Resin (2023) focus on identifiable functionals, the results in Noarov and Roth (2023) and Derr et al. (2025) apply to single-valued functionals only. Furthermore, extant results typically employ further restrictive assumptions, requiring the continuity of functionals (Noarov and Roth, 2023) or discrete prediction spaces (Derr et al., 2025). Our measure theoretic setting allows for a more general treatment that replaces the convex level sets (CxLS) property in Noarov and Roth (2023) and Derr et al. (2025) with the requirement that the level sets $\text{Lev}_T(r) = \{P \in \mathcal{P} : T(P) = r\}$ of T are closed under mixtures. Specifically, we say that a functional T has the *mixLS* property if, given any

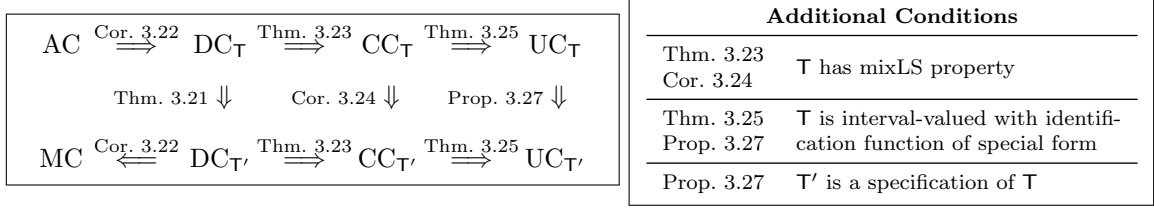


Figure 5: Hierarchy of calibration in terms of the notions and acronyms introduced in Definition 3.18, where $T' = h \circ T$ is less refined than T . Nontrivial assumptions are listed on the right-hand side.

Borel probability measure Λ on the class \mathcal{P} such that $\Lambda(\text{Lev}_T(r)) = 1$ for some $r \subseteq \mathbb{R}$, it holds that $Q = \int P d\Lambda(P) \in \mathcal{P}$ and $T(Q) = r$.

A functional T is *elicitable* if there exists a scoring function s on \mathbb{R} such that $\mathbb{E}_P[s(t, Y)] \leq \mathbb{E}_P[s(t', Y)]$ for all fixed probability measures $P \in \mathcal{P}$, all $t \in T(P)$, and all $t' \in \mathbb{R}$, with equality only if $t' \in T(P)$. Many, but not all, functionals are elicitable, including the aforementioned cases of the mean- or expectation functional, moments, threshold (non) exceedances, quantiles, and expectiles (Gneiting, 2011; Steinwart et al., 2014). The following proposition shows that our subsequent results apply to elicitable functionals in particular. For the proof, see Appendix A.

Proposition 3.20. *Every elicitable functional T extends to a sufficiently large class \mathcal{P} that admits the mixLS property.*

The following result is motivated by a related implication in Proposition 4 in Derr et al. (2025) and does not depend on the mixLS property.

Theorem 3.21. *Let T be a functional, and let $T' = h \circ T$ be a less refined functional. Then distribution calibration with respect to T implies distribution calibration with respect to T' .*

Proof. By standard properties of measurable functions, the σ -algebras $\sigma(T'(P_F)) = \sigma(h \circ T(P_F)) \subset \sigma(T(P_F))$ are nested. Therefore, the tower property yields

$$\begin{aligned}
\mathbb{Q}(Y \in B \mid T'(P_F)) &= \mathbb{E}_{\mathbb{Q}}[\mathbb{1}(Y \in B) \mid T'(P_F)] \\
&= \mathbb{E}_{\mathbb{Q}}[\mathbb{E}_{\mathbb{Q}}[\mathbb{1}(Y \in B) \mid T(P_F)] \mid T'(P_F)] \\
&= \mathbb{E}_{\mathbb{Q}}[\mathbb{E}_{\mathbb{Q}}[P_F(B) \mid T(P_F)] \mid T'(P_F)] \\
&= \mathbb{E}_{\mathbb{Q}}[P_F(B) \mid T'(P_F)]
\end{aligned}$$

for all Borel sets $B \subseteq \mathbb{R}$. □

The next result directly follows when considering the most or least refined functional corresponding to auto-calibration or marginal calibration, respectively. Its findings are obvious, but important, and so we state them explicitly.

Corollary 3.22. *Auto-calibration implies distribution calibration with respect to T , and distribution calibration with respect to T implies marginal calibration.*

The following theorem illustrates that distributional calibration is a stronger notion of calibration than conditional calibration, subject to the aforementioned mixLS property. The result generalizes Proposition 6 in Derr et al. (2025) and, together with the previous corollary, refines and generalizes the first part of Theorem 2.11 in Gneiting and Resin (2023) as well as Theorem 3.6 in Noarov and Roth (2023).

Theorem 3.23. *Suppose that the functional T has the mixLS property. Then distribution calibration with respect to T implies conditional T -calibration.*

Proof. The disintegration theorem (Chang and Pollard, 1997, Theorem 1) guarantees the existence of a regular conditional distribution $\Lambda_{\mathbb{T}(P_F)}$ of the forecast F given $\mathbb{T}(P_F)$ on the standard Borel space \mathcal{P} . The assumption of distributional calibration of F for Y with respect to \mathbb{T} then implies that $F_{\mathbb{T}} = \int H d\Lambda_{\mathbb{T}(P_F)}(H)$ is a regular conditional distribution of Y given $\mathbb{T}(P_F)$, that is, $F_{\mathbb{T}} = G_{\mathbb{T}(P_F)}$ almost surely. By the mixLS property of \mathbb{T} and the concentration property (Chang and Pollard, 1997, Definition 1(i)), we have $\mathbb{T}(G_{\mathbb{T}(P_F)}) = \mathbb{T}(F_{\mathbb{T}}) = \mathbb{T}(P_F)$ almost surely. Therefore, the forecast F is conditionally \mathbb{T} -calibrated. \square

As a corollary, we obtain an analogue to Theorem 3.21 for conditional calibration, which is subject to the mixLS property and generalizes Proposition 13 in Derr et al. (2025).

Corollary 3.24. *Let \mathbb{T}, \mathbb{T}' be two functionals such that $\mathbb{T}' = h \circ \mathbb{T}$ is a less refined functional. If \mathbb{T} has the mixLS property, conditional \mathbb{T} -calibration implies conditional \mathbb{T}' -calibration.*

Proof. If F is conditionally \mathbb{T} -calibrated, $\mathbb{T}(P_F) = \mathbb{T}(G_{\mathbb{T}(P_F)})$ almost surely. In view of Definition 3.18, we conclude that $G_{\mathbb{T}(P_F)}$ is distributionally \mathbb{T} -calibrated. By Theorem 3.21, $G_{\mathbb{T}(P_F)}$ is distributionally \mathbb{T}' -calibrated, and by Theorem 3.23 it is conditionally \mathbb{T}' -calibrated. Therefore,

$$\mathbb{T}'(P_F) = h \circ \mathbb{T}(P_F) = h \circ \mathbb{T}(G_{\mathbb{T}(P_F)}) = \mathbb{T}'(G_{\mathbb{T}(P_F)}) = \mathbb{T}'(G_{\mathbb{T}'(P_F)})$$

almost surely, that is, the forecast F is conditionally \mathbb{T}' -calibrated. \square

Adopting terminology from Fissler et al. (2021), we call a singleton functional \mathbb{T}' that is refined by a set-valued functional \mathbb{T} a *specification* of \mathbb{T} if $\mathbb{T}'(P) \in \mathbb{T}(P)$ for all $P \in \mathcal{P}$. For example, the transition from the full quantile functional $\mathbb{T}(P_F) = q_{\alpha}(F) = [F^{-1}(\alpha), F_+^{-1}(\alpha)]$ in (20) to $\mathbb{T}'(P_F) = \mathbb{T}^{-}(P_F) = F^{-1}(\alpha)$ is a specification. Evidently, for a singleton functional, there is a unique specification, and we do not distinguish between the functional and its specification. As an important special case, the corollary shows that any specification of a functional with the mixLS property — and, in particular, any specification of an elicitable functional — preserves conditional \mathbb{T} -calibration. The corollary thus also generalizes the first part of Proposition 2.18 of Gneiting and Resin (2023), which concerns specifications that correspond to the endpoints of interval-valued, identifiable functionals.

For completeness, we extract the following result from Theorem 2.11 of Gneiting and Resin (2023).

Theorem 3.25. *Suppose that the functional \mathbb{T} satisfies the assumptions of Definition 3.19. Then conditional \mathbb{T} -calibration implies unconditional \mathbb{T} -calibration.*

Finally, we note that unconditional \mathbb{T} -calibration is preserved under specification.

Definition 3.26. Let \mathbb{T}' be a specification of a functional \mathbb{T} that satisfies the assumptions of Definition 3.19. Then the forecast F for Y is *unconditionally \mathbb{T}' -calibrated* ($\text{UC}_{\mathbb{T}'}$) if

$$\mathbb{E}_{\mathbb{Q}}[V(\mathbb{T}'(P_F) + \varepsilon, Y)] \geq 0 \quad \text{and} \quad \mathbb{E}_{\mathbb{Q}}[V(\mathbb{T}'(P_F) - \varepsilon, Y)] \leq 0 \quad \text{for all } \varepsilon > 0. \quad (34)$$

Proposition 3.27. *Suppose that \mathbb{T}' is a specification of a functional \mathbb{T} that satisfies the assumptions of Definition 3.19. Then unconditional \mathbb{T} -calibration implies unconditional \mathbb{T}' -calibration.*

Proof. As $\mathbb{T}'(P_F) \in [\mathbb{T}^{-}(P_F), \mathbb{T}^{+}(P_F)]$, we note that (32) implies (34). \square

We conclude this section by noting that various paths in the hierarchies from previous sections are included in the hierarchy displayed in Figure 5. For instance, in Figure 2 the chain

$$\text{AC} \Rightarrow \text{TC} \Rightarrow \text{MC}$$

corresponds to the path $\text{AC} \Rightarrow \text{CC}_{\mathbb{T}} \Rightarrow \text{UC}_{\mathbb{T}}$ in Figure 5 under the family of (non) exceedance probability functionals. Similarly, with SQC denoting strong quantile calibration (19), the augmented chain

$$\text{AC} \Rightarrow \text{SQC} \Rightarrow \text{QC} \Rightarrow \text{UQC}$$

corresponds to the path $\text{AC} \Rightarrow \text{CC}_{\mathbb{T}} \Rightarrow \text{CC}_{\mathbb{T}'} \Rightarrow \text{UC}_{\mathbb{T}'}$ under the family of the full α -quantile functionals, $\mathbb{T}(P_F) = [F^{-1}(\alpha), F_+^{-1}(\alpha)]$ in (20), and the corresponding family of specifications, $\mathbb{T}'(P_F) = F^{-1}(\alpha) \in \mathbb{T}(P_F)$, where $\alpha \in (0, 1)$.

4 Discussion

In this paper, we have reviewed, extended, and bridged concepts of calibration that have been proposed for classification and regression tasks, respectively, with emphasis on a rigorous study of hierarchical relations between the various notions. While we have covered the most widely used notions of calibration in practice, we agree with Derr et al. (2025, p. 2), who note that

Our goal is *not* to provide an exhaustive list of notions of calibration. [...] After trying this for some time, we gave up on this journey due to the immense variety and subtleties of the suggested variants of calibration.

Indeed, the literature on calibration has seen extensive growth recently, with decision calibration (Sahoo et al., 2021; Zhao et al., 2021), isotonic calibration (Arnold and Ziegel, 2025), tail calibration (Allen et al., 2025b), and instance-wise calibration (Dey et al., 2025) being examples of concepts beyond the scope of this study. However, for the concepts that have been most widely used in practice, our hierarchies are complete, except for the conjectured relations in Figures 2 (a) and 4.

An in-depth understanding of notions of calibration and their relationships is vital in practice, to inform the development of displays, such as reliability diagrams (Dimitriadis et al., 2021; Gneiting and Resin, 2023), for the diagnostic assessment of calibration, to guide the choice of calibration error metrics for the quantification of (mis)calibration (Nixon et al., 2019; Gupta and Ramdas, 2022), and to allow for statistical inference based on confidence or consistency sets, hypothesis tests, and related tools. While these topical problems are beyond the scope of this paper, let us exemplify possible implications of our results. In Section 2.2, we suggest a possible pragmatic approach for nominal outcomes, by checking for modal calibration in concert with marginal calibration and confidence calibration. More in depth assessment of calibration may complement class-wise calibration checks with an assessment of probabilistic calibration across multiple (possibly random) permutations of the classes. For discrete (ordinal) outcomes, the orthogonal concepts of probabilistic calibration and dual PIT calibration might complement each other.

Extensions of calibration diagnostics to multivariate (Euclidean) settings have been studied by Gneiting et al. (2008), Ziegel and Gneiting (2014), Thorarinsdottir et al. (2016), Knüppel et al. (2022), and Allen et al. (2024). Such extensions from real-valued to multivariate settings face challenges similar to the transition from binary to multi-class settings stemming from high dimensionality and loss of total order. As the key notion of probabilistic calibration is limited to the univariate case, dimension reduction techniques have commonly been applied.

The concepts of auto-calibration, marginal calibration, distribution calibration, and conditional calibration with respect to a functional or property apply to any type of outcome, even beyond outcomes in Euclidean spaces, which suggests far-reaching extensions of our study. Future work might also elucidate the relationships between concepts of calibration, scoring rules, and score decompositions, as called for by Huang et al. (2025, Section II.C) and addressed in part by Gruber and Buettner (2022), Gneiting and Resin (2023), and Arnold et al. (2024). A related task that we can only allude to here concerns methods for the adjustment of predictive distributions with the aim of achieving calibration. Techniques of this type have been discussed in extraordinarily broad strands of literature that range from the statistical postprocessing of ensemble weather forecasts (Gneiting et al., 2005; Vannitsem et al., 2021) to modern methods of machine learning, as exemplified in recent work by Hébert-Johnson et al. (2018), Jung et al. (2021), Gupta and Ramdas (2022), Noarov and Roth (2023), and Dey et al. (2025), among others.

Acknowledgments

This work was initiated while L. Yang visited the Heidelberg Institute for Theoretical Studies (HITS) in 2025. We thank Sam Allen, Sebastian Arnold, Rafael Frongillo, Alexander Henzi, Alexander Jordan, Sebastian Lerch, Jan Stühmer, and Johanna Ziegel for comments and discussion, and we are grateful for support by the Klaus Tschira Foundation. J. Resin gratefully acknowledges support from the Deutsche Forschungsgemeinschaft (DFG, German Research Foundation) via project number

502572912. L. Yang gratefully acknowledges financial support from the National Science Foundation (DMS-2210712).

References

- Alba, A. C., Agoritsas, T., Walsh, M., Hanna, S., Iorio, A., Devereaux, P. J., McGinn, T., and Guyatt, G. (2017). Discrimination and calibration of clinical prediction models: Users’ guide to the medical literature. *Journal of the American Medical Association*, 318:1377–1384.
- Allen, S., Gavriloopoulos, G., Henzi, A., Kleger, G.-R., and Ziegel, J. (2025a). In-sample calibration yields conformal calibration guarantees. Preprint, [arXiv:2503.03841](https://arxiv.org/abs/2503.03841).
- Allen, S., Koh, J., Segers, J., and Ziegel, J. (2025b). Tail calibration of probabilistic forecasts. *Journal of the American Statistical Association*, 120:2796–2808.
- Allen, S., Ziegel, J., and Ginsbourger, D. (2024). Assessing the calibration of multivariate probabilistic forecasts. *Quarterly Journal of the Royal Meteorological Society*, 150:1315–1335.
- Arnold, S., Walz, E.-M., Ziegel, J., and Gneiting, T. (2024). Decompositions of the mean continuous ranked probability score. *Electronic Journal of Statistics*, 18:4992–5044.
- Arnold, S. and Ziegel, J. (2025). Isotonic conditional laws. *Bernoulli*, 31:1140–1159.
- Billingsley, P. (2013). *Convergence of Probability Measures*. John Wiley & Sons, third edition.
- Casella, G. and Berger, R. (1990). *Statistical Inference*. Duxbury Press.
- Chang, J. T. and Pollard, D. (1997). Conditioning as disintegration. *Statistica Neerlandica*, 51:287–317.
- Czado, C., Gneiting, T., and Held, L. (2009). Predictive model assessment for count data. *Biometrics*, 65:1254–1261.
- Dawid, A. P. (1984). Statistical theory: The prequential approach. *Journal of the Royal Statistical Society Series A*, 147:278–292.
- Derr, R., Finocchiaro, J., and Williamson, R. C. (2025). Three types of calibration with properties and their semantic and formal relationships. Preprint, [arXiv:2504.18395](https://arxiv.org/abs/2504.18395).
- Dey, B., Zhao, D., Andrews, B. H., Newman, J. A., Izbicki, R., and Lee, A. B. (2025). Towards instance-wise calibration: Local amortized diagnostics and reshaping of conditional densities (LADaR). *Machine Learning: Science and Technology*, 6:045058.
- Dheur, V. and Ben Taieb, S. (2023). A large-scale study of probabilistic calibration in neural network regression. In *International Conference on Machine Learning (ICML)*.
- Diebold, F. X., Gunther, T. A., and Tay, A. S. (1998). Evaluating density forecasts with applications to financial risk management. *International Economic Review*, 39:863–883.
- Dimitriadis, T., Gneiting, T., and Jordan, A. I. (2021). Stable reliability diagrams for probabilistic classifiers. *Proceedings of the National Academy of Sciences of the United States of America*, 118:e2016191118.
- Dunn, P. K. and Smyth, G. K. (1996). Randomized quantile residuals. *Journal of Computational and Graphical Statistics*, 5:236–244.
- Dwork, C., Kim, M. P., Reingold, O., Rothblum, G. N., and Yona, G. (2021). Outcome indistinguishability. In *Annual ACM SIGACT Symposium on Theory of Computing*.

- Fissler, T., Frongillo, R., Hlavinová, J., and Rudloff, B. (2021). Forecast evaluation of quantiles, prediction intervals, and other set-valued functionals. *Electronic Journal of Statistics*, 15:1034–1084.
- Fissler, T. and Holzmann, H. (2022). Measurability of functionals and of ideal point forecasts. *Electronic Journal of Statistics*, 16:5019–5034.
- Frongillo, R. M. and Kash, I. A. (2021). Elicitation complexity of statistical properties. *Biometrika*, 108:857–879.
- Gneiting, T. (2011). Making and evaluating point forecasts. *Journal of the American Statistical Association*, 106:746–762.
- Gneiting, T., Balabdaoui, F., and Raftery, A. E. (2007). Probabilistic forecasts, calibration and sharpness. *Journal of the Royal Statistical Society Series B*, 69:243–268.
- Gneiting, T. and Katzfuss, M. (2014). Probabilistic forecasting. *Annual Review of Statistics and Its Application*, 1:125–151.
- Gneiting, T. and Raftery, A. E. (2005). Weather forecasting with ensemble methods. *Science*, 310:248–249.
- Gneiting, T., Raftery, A. E., Westveld III, A. H., and Goldman, T. (2005). Calibrated probabilistic forecasting using ensemble model output statistics and minimum CRPS estimation. *Monthly Weather Review*, 133:1098–1118.
- Gneiting, T. and Ranjan, R. (2013). Combining predictive distributions. *Electronic Journal of Statistics*, 7:1747–1782.
- Gneiting, T. and Resin, J. (2023). Regression diagnostics meets forecast evaluation: Conditional calibration, reliability diagrams, and coefficient of determination. *Electronic Journal of Statistics*, 17:3226–3286.
- Gneiting, T., Stanberry, L. I., Gritti, E. P., Held, L., and Johnson, N. A. (2008). Assessing probabilistic forecasts of multivariate quantities, with an application to ensemble predictions of surface winds. *Test*, 17:211–235.
- Gneiting, T., Wolfram, D., Resin, J., Kraus, K., Bracher, J., Dimitriadis, T., Hagenmeyer, V., Jordan, A. I., Lerch, S., Phipps, K., and Schienle, M. (2023). Model diagnostics and forecast evaluation for quantiles. *Annual Review of Statistics and Its Application*, 10:597–621.
- Goodfellow, I., Pouget-Abadie, J., Mirza, M., Xu, B., Warde-Farley, D., Ozair, S., Courville, A., and Bengio, Y. (2020). Generative adversarial networks. *Communications of the ACM*, 63:139–144.
- Gopalan, P. and Hu, L. (2025). Calibration through the lens of indistinguishability. *ACM SIGecom Exchanges*, 23:51–79.
- Gruber, S. and Buettner, F. (2022). Better uncertainty calibration via proper scores for classification and beyond. In *Neural Information Processing Systems (NeurIPS)*.
- Guo, C., Pleiss, G., Sun, Y., and Weinberger, K. Q. (2017). On calibration of modern neural networks. In *International Conference on Machine Learning (ICML)*.
- Gupta, C. and Ramdas, A. (2022). Top-label calibration and multiclass-to-binary reductions. In *International Conference on Learning Representations (ICLR)*.
- Hamill, T. M. (2001). Interpretation of rank histograms for verifying ensemble forecasts. *Monthly Weather Review*, 129:550–560.

- Hébert-Johnson, Ú., Kim, M., Reingold, O., and Rothblum, G. (2018). Multicalibration: Calibration for the (computationally-identifiable) masses. In *International Conference on Machine Learning (ICML)*.
- Henzi, A., Ziegel, J. F., and Gneiting, T. (2021). Isotonic distributional regression. *Journal of the Royal Statistical Society Series B*, 83:963–993.
- Huang, W., Cao, G., Xia, J., Chen, J., Wang, H., and Zhang, J. (2025). h-calibration: Rethinking classifier recalibration with probabilistic error-bounded objective. *IEEE Transactions on Pattern Analysis & Machine Intelligence*, 47:9023–9042.
- Jung, C., Lee, C., Pai, M., Roth, A., and Vohra, R. (2021). Moment multicalibration for uncertainty estimation. In *Conference on Learning Theory (COLT)*.
- Knüppel, M., Krüger, F., and Pohle, M.-O. (2022). Score-based calibration testing for multivariate forecast distributions. Preprint, [arXiv:2211.16362](https://arxiv.org/abs/2211.16362).
- Kolassa, S. (2016). Evaluating predictive count data distributions in retail sales forecasting. *International Journal of Forecasting*, 32:788–803.
- Krüger, F., Lerch, S., Thorarinsdottir, T., and Gneiting, T. (2021). Predictive inference based on Markov chain Monte Carlo output. *International Statistical Review*, 89:274–301.
- Krüger, F. and Ziegel, J. F. (2021). Generic conditions for forecast dominance. *Journal of Business & Economic Statistics*, 39:972–983.
- Kuleshov, V., Fenner, N., and Ermon, S. (2018). Accurate uncertainties for deep learning using calibrated regression. In *International Conference on Machine Learning (ICML)*.
- Kull, M., Perello Nieto, M., Kängsepp, M., Silva Filho, T., Song, H., and Flach, P. (2019). Beyond temperature scaling: Obtaining well-calibrated multi-class probabilities with Dirichlet calibration. In *Neural Information Processing Systems (NeurIPS)*.
- Kumar, A., Liang, P. S., and Ma, T. (2019). Verified uncertainty calibration. In *Neural Information Processing Systems (NeurIPS)*.
- Li, C. and Shepherd, B. E. (2012). A new residual for ordinal outcomes. *Biometrika*, 99:473–480.
- Liu, D., Lin, Z., and Zhang, H. (2025). A unified framework for residual diagnostics in generalized linear models and beyond. *Journal of the American Statistical Association*, 120:1840–1852.
- Liu, D. and Zhang, H. (2018). Residuals and diagnostics for ordinal regression models: A surrogate approach. *Journal of the American Statistical Association*, 113:845–854.
- Marx, C., Zalouk, S., and Ermon, S. (2023). Calibration by distribution matching: Trainable kernel calibration metrics. In *Neural Information Processing Systems (NeurIPS)*.
- Mason, S. J., Galpin, J. S., Goddard, L., Graham, N. E., and Rajartnam, B. (2007). Conditional exceedance probabilities. *Monthly Weather Review*, 135:363–372.
- Minderer, M., Djolonga, J., Romijnders, R., Hubis, F., Zhai, X., Houlsby, N., Tran, D., and Lucic, M. (2021). Revisiting the calibration of modern neural networks. In *Neural Information Processing Systems (NeurIPS)*.
- Nixon, J., Dusenberry, M. W., Zhang, L., Jerfel, G., and Tran, D. (2019). Measuring calibration in deep learning. In *IEEE/CVF Conference on Computer Vision and Pattern Recognition*.
- Noarov, G. and Roth, A. (2023). The statistical scope of multicalibration. In *International Conference on Machine Learning (ICML)*.

- Nolde, N. and Ziegel, J. F. (2017). Elicitability and backtesting: Perspectives for banking regulation. *Annals of Applied Statistics*, 11:1833–1874.
- R Core Team (2026). R: A language and environment for statistical computing. Available at <http://www.r-project.org>.
- Resin, J. (2026). Calibration in context: A case study with score decompositions. In *International Conference on Artificial Intelligence and Statistics (AISTATS), Workshop on Calibration for Modern AI*.
- Sahoo, R., Zhao, S., Chen, A., and Ermon, S. (2021). Reliable decisions with threshold calibration. In *Neural Information Processing Systems (NeurIPS)*.
- Shepherd, B. E., Li, C., and Liu, Q. (2016). Probability-scale residuals for continuous, discrete, and censored data. *Canadian Journal of Statistics*, 44:463–479.
- Silva Filho, T., Song, H., Perello-Nieto, M., Santos-Rodriguez, R., Kull, M., and Flach, P. (2023). Classifier calibration: A survey on how to assess and improve predicted class probabilities. *Machine Learning*, 112:3211–3260.
- Sokolova, M. and Lapalme, G. (2009). A systematic analysis of performance measures for classification tasks. *Information Processing & Management*, 45:427–437.
- Song, H., Diethe, T., Kull, M., and Flach, P. (2019). Distribution calibration for regression. In *International Conference on Machine Learning (ICML)*.
- Stasinopoulos, M. D., Rigby, R. A., Heller, G. Z., Voudouris, V., and De Bastiani, F. (2017). *Flexible Regression and Smoothing: Using GAMLSS in R*. CRC Press, Taylor & Francis Group.
- Steinwart, I., Pasin, C., Williamson, R., and Zhang, S. (2014). Elicitation and identification of properties. In *Conference on Learning Theory (COLT)*.
- Thorarindottir, T. L., Scheuerer, M., and Heinz, C. (2016). Assessing the calibration of high-dimensional ensemble forecasts using rank histograms. *Journal of Computational and Graphical Statistics*, 25:105–122.
- Tsyplakov, A. (2011). Evaluating density forecasts: A comment. Preprint, DOI:10.2139/ssrn.1907799.
- Vaicenavicius, J., Widmann, D., C., A., Lindsten, F., Roll, J., and Schön, T. B. (2019). Evaluating model calibration in classification. In *International Conference on Artificial Intelligence and Statistics (AISTATS)*.
- Van Calster, B., Nieboer, D., Vergouwe, Y., De Cock, B., Pencina, M. J., and Steyerberg, E. W. (2016). A calibration hierarchy for risk models was defined: From utopia to empirical data. *Journal of Clinical Epidemiology*, 74:167–176.
- Vannitsem, S., Bremnes, J. B., Demaeyer, J., Evans, G. R., Flowerdew, J., Hemri, S., Lerch, S., Roberts, N., Theis, S., Atencia, A., Ben Bouallègue, Z., Bhend, J., Dabernig, M., Cruz, L. D., Hieta, L., Mestre, O., Plenković, L. M. I. O., Schmeits, M., Taillardat, M., Van den Bergh, J., Van Schaeybroeck, B., Whan, K., and Ylhaisi, J. (2021). Statistical postprocessing for weather forecasts: Review, challenges, and avenues in a big data world. *Bulletin of the American Meteorological Society*, 102:E681–E699.
- Vogel, P., Knippertz, P., Fink, A. H., Schlueter, A., and Gneiting, T. (2018). Skill of global raw and postprocessed ensemble predictions of rainfall over northern tropical Africa. *Weather and Forecasting*, 33:369–388.
- Yang, L. (2024). Double probability integral transform residuals for regression models with discrete outcomes. *Journal of Computational and Graphical Statistics*, 33:787–803.

Zadrozny, B. and Elkan, C. (2002). Transforming classifier scores into accurate multiclass probability estimates. In *ACM SIGKDD International Conference on Knowledge Discovery and Data Mining*.

Zhao, S., Kim, M., Sahoo, R., Ma, T., and Ermon, S. (2021). Calibrating predictions to decisions: A novel approach to multi-class calibration. In *Neural Information Processing Systems (NeurIPS)*.

Ziegel, J. F. and Gneiting, T. (2014). Copula calibration. *Electronic Journal of Statistics*, 8:2619–2638.

A Additional proofs

Proof of Proposition 2.7.

(a) Suppose (14) holds and let $\alpha \in (0, 1)$. Then,

$$\alpha = \mathbb{Q}(Z_F \leq \alpha \mid F^{-1}(\alpha)) \geq \mathbb{Q}(F(Y) \leq \alpha \mid F^{-1}(\alpha)) \geq \mathbb{Q}(Y < F^{-1}(\alpha) \mid F^{-1}(\alpha)),$$

as $y < F^{-1}(\alpha)$ implies $F(y) \leq \alpha$ for any fixed $y \in \mathbb{R}$ and any fixed cdf F . Therefore, the first inequality in (16) holds.

To demonstrate the second inequality in (16), we first show that

$$\alpha = \mathbb{Q}(Z_F \leq \alpha \mid F^{-1}(\alpha)) = \mathbb{Q}(Z_F < \alpha \mid F^{-1}(\alpha)) \quad (35)$$

almost surely. The first equality is immediate from (14). In order to prove the second equality, let us assume for a contradiction that $\mathbb{Q}(A) > 0$, where

$$A = \{\mathbb{Q}(Z_F < \alpha \mid F^{-1}(\alpha)) < \mathbb{Q}(Z_F \leq \alpha \mid F^{-1}(\alpha))\}.$$

As conditional (non) exceedance calibration implies probabilistic calibration, $\mathbb{Q}(Z_F < \alpha) = \alpha$, whereas the law of total probability yields

$$\mathbb{Q}(Z_F < \alpha) = \mathbb{Q}(A)\mathbb{Q}(Z_F < \alpha \mid A) + \mathbb{Q}(\Omega \setminus A)\mathbb{Q}(Z_F < \alpha \mid \Omega \setminus A) < \alpha,$$

for the desired contradiction. With (35), we obtain

$$\alpha = \mathbb{Q}(Z_F < \alpha \mid F^{-1}(\alpha)) \leq \mathbb{Q}(F(Y-) < \alpha \mid F^{-1}(\alpha)) \leq \mathbb{Q}(Y \leq F^{-1}(\alpha) \mid F^{-1}(\alpha)),$$

as $F(y-) < \alpha$ implies $y \leq F^{-1}(\alpha)$ for any fixed $y \in \mathbb{R}$ and any fixed cdf F .

(b) Immediate by taking expectations.

(c) As noted by Gneiting and Resin (2023) in text following their Eq. (10) and in their Appendix A.5, probabilistic calibration ensures that $\mathbb{Q}(Y < F_+^{-1}(\alpha)) \leq \alpha \leq \mathbb{Q}(Y \leq F^{-1}(\alpha))$ for all $\alpha \in (0, 1)$, which implies unconditional quantile calibration (17).

(d) The equivalence

$$y < F^{-1}(\alpha) \quad \Leftrightarrow \quad F(y) < \alpha$$

for fixed F and $y \in \mathbb{R}$ is immediate from the definition of the quantile function (12) and implies the equality of the terms on the left-hand side of (17) and (18), respectively.

As $y \leq F^{-1}(\alpha)$ implies $F(y-) \leq \alpha$ for fixed F and $y \in \mathbb{R}$, we have $\mathbb{Q}(Y \leq F^{-1}(\alpha)) \leq \mathbb{Q}(F(Y-) \leq \alpha)$. Thus, unconditional quantile calibration (17) implies weak probabilistic calibration (18). For the reverse implication, we note that $F(y-) \leq \alpha - \varepsilon$ implies $y \leq F^{-1}(\alpha)$ for all $\varepsilon > 0$ and fixed F and $y \in \mathbb{R}$. Therefore, (18) implies

$$\mathbb{Q}(Y \leq F^{-1}(\alpha)) \geq \lim_{\varepsilon \downarrow 0} \mathbb{Q}(F(Y-) \leq \alpha - \varepsilon) \geq \lim_{\varepsilon \downarrow 0} (\alpha - \varepsilon) = \alpha,$$

which is the second inequality in (17).

□

Proof of Proposition 3.5. Letting $f(1) = P_F(\{1\})$ and $g(1) = g(1 | F) = \mathbb{Q}(Y = 1 | F) = \mathbb{Q}(Y = 1 | f(1))$, we obtain $F(y) = f(1)\mathbb{1}(y \geq 1) + (1 - f(1))\mathbb{1}(y \geq 2)$ and $G(y) = g(1)\mathbb{1}(y \geq 1) + (1 - g(1))\mathbb{1}(y \geq 2)$. Then $\alpha < f(1)$ implies $F_+^{-1}(\alpha) = 1$ and $F(F_+^{-1}(\alpha)-) = F(1-) = 0$. Similarly, $\alpha \geq f(1)$ implies $F_+^{-1}(\alpha) = 2$ and $F(F_+^{-1}(\alpha)-) = F(2-) = f(1)$. Analogously, we obtain $G(F_+^{-1}(\alpha)-) = 0$ for $\alpha < f(1)$ and $G(F_+^{-1}(\alpha)-) = g(1)$ otherwise. Therefore, we have

$$H(\alpha) = \mathbb{E}_{\mathbb{Q}}[F(F_+^{-1}(\alpha)-)] = \int_{(0,\alpha]} p \, dM(p)$$

and

$$K(\alpha) = \mathbb{E}_{\mathbb{Q}}[G(F_+^{-1}(\alpha)-)] = \int_{(0,\alpha]} g(1 | f(1) = p) \, dM(p)$$

for $\alpha \in (0, 1)$, where M denotes the marginal law of the random variable $f(1)$ under \mathbb{Q} . We conclude that double PIT calibration implies

$$\int_{(0,\alpha]} (p - g(1 | f(1) = p)) \, dM(p) = 0$$

for $\alpha \in (0, 1)$, which yields auto-calibration with the arguments in the proof of the respective implication for probabilistic calibration in Theorem 2.11 of Gneiting and Ranjan (2013). The converse is stated in Proposition 3.2 (a). □

Proof of Proposition 3.7. Let $k \geq 2$, $\mathbb{E}_{\mathbb{Q}}[F(k-1)] = \gamma$, and $\mathbb{Q}(Y \leq k-1) = \gamma'$. Let the random variable Y_F be such that $Y_F | F \sim F$, and let

$$\tilde{H}(\alpha) = \mathbb{Q}(F(Y_F) \leq \alpha | Y_F \leq k-1) \quad \text{and} \quad \tilde{K}(\alpha) = \mathbb{Q}(F(Y) \leq \alpha | Y \leq k-1)$$

for $\alpha \in (0, 1)$. It then holds that

$$H(\alpha) = \mathbb{Q}(Y_F \leq k-1) \mathbb{Q}(F(Y_F) \leq \alpha | Y_F \leq k-1) = \gamma \tilde{H}(\alpha) \quad \text{and} \quad K(\alpha) = \gamma' \tilde{K}(\alpha) \quad (36)$$

for $\alpha \in (0, 1)$. As the law of $F(Y)$ given $Y \leq k-1$ is continuous, the arguments in the proof of Proposition 3.2 (c) imply that

$$\tilde{H}(\alpha) = \tilde{K}(\alpha) \text{ for } \alpha \in (0, 1) \text{ if, and only if, the law of } \tilde{H}(F(Y)) \text{ given } Y \leq k-1 \text{ is standard uniform.} \quad (37)$$

If F is double PIT calibrated then

$$\gamma' = \lim_{\alpha \uparrow 1} K(\alpha) = \lim_{\alpha \uparrow 1} H(\alpha) = \gamma \mathbb{Q}(F(k-1) < 1) = \gamma,$$

where the first equality is implied by the continuity of \tilde{K} , the second by double PIT calibration, and the last by the assumption that $\mathbb{Q}(F(k-1) < 1) = 1$. By (36), $\tilde{H}(\alpha) = \tilde{K}(\alpha)$ for $\alpha \in (0, 1)$, and by the equivalence (37), $\tilde{H}(F(Y))$ given $Y \leq k-1$ is uniform on $(0, 1)$, which in view of (36) is equivalent to $H(F(Y))$ being uniform on $(0, \gamma)$ conditional on $Y \leq k-1$.

Conversely, suppose that $\gamma = \gamma'$ and let the conditional law of $H(F(Y))$ given $Y \leq k-1$ be uniform on $(0, \gamma)$. By (36), $\tilde{H}(F(Y))$ given $Y \leq k-1$ is uniform on $(0, 1)$, and by the equivalence (37), $\tilde{H}(\alpha) = \tilde{K}(\alpha)$ for $\alpha \in (0, 1)$. Again by (36), $H(\alpha) = K(\alpha)$ for $\alpha \in (0, \gamma)$. □

Proof of claims in Example 3.8. Let $W \sim \text{Unif}(0, \frac{1}{2})$, and $Y | W \sim \text{Bernoulli}(1-2W)$. The predictive cdf is $F(y) = W\mathbb{1}(y \geq 1) + (1 - W)\mathbb{1}(y \geq 2)$, whereas the auto-calibrated cdf is $G(y) = 2W$

$\mathbb{1}(y \geq 1) + (1 - 2W)\mathbb{1}(y \geq 2)$. Then $F(Y) = W\mathbb{1}(Y = 1) + \mathbb{1}(Y = 2)$. Let $\alpha \in (0, 1)$. We have $F_+^{-1}(\alpha) = 1 + \mathbb{1}(\alpha \geq W)$, and it follows that

$$F(F_+^{-1}(\alpha)-) = \begin{cases} 0, & \text{if } \alpha < W, \\ W, & \text{otherwise,} \end{cases} \quad G(F_+^{-1}(\alpha)-) = \begin{cases} 0, & \text{if } \alpha < W, \\ 2W, & \text{otherwise.} \end{cases}$$

Then

$$H(\alpha) = \mathbb{E}_{\mathbb{Q}}(F(F_+^{-1}(\alpha)-)) = \begin{cases} \alpha^2, & \text{if } \alpha \leq \frac{1}{2}, \\ \frac{1}{4}, & \text{otherwise,} \end{cases}$$

whereas

$$K(\alpha) = \mathbb{Q}(F(Y) \leq \alpha) = \mathbb{E}_{\mathbb{Q}}(G(F^{-1}(\alpha)-)) = \begin{cases} 2\alpha^2, & \text{if } \alpha \leq \frac{1}{2}, \\ \frac{1}{2}, & \text{otherwise.} \end{cases}$$

Thus $K \neq H$, despite $\mathbb{Q}(H(F(Y)) \leq \alpha \mid Y < 2) = 4\alpha$ for $0 \leq \alpha \leq \frac{1}{4} = \mathbb{E}_{\mathbb{Q}}[F(1)]$. \square

Proof of Proposition 3.11. With $\rho \in S_k$ denoting the permutation that inverts the order of the classes, we have

$$F_\rho(k+1-t) = P_{F_\rho}(\{y : y \leq k+1-t\}) = P_F(\{y : y \geq t\}) = 1 - P_F(\{y : y < t\}) = 1 - F(t-)$$

for $t \in \mathbb{R}$ and

$$\begin{aligned} k+1 - F_\rho^{-1}(\alpha) &= k+1 - \inf\{y : F_\rho(y) \geq \alpha\} = \sup\{k+1 - (k+1-y) : F_\rho(k+1-y) \geq \alpha\} \\ &= \sup\{y : F(y-) \leq 1 - \alpha\} = \sup\{y : F(y) \leq 1 - \alpha\} = F_+^{-1}(1 - \alpha) \end{aligned}$$

for $\alpha \in (0, 1)$. Furthermore, $F(y-) = F(y-1)$ and $F(y) = 1 - F_\rho(k-y)$ for $y \in \{1, \dots, k\}$ and, therefore,

$$\begin{aligned} Z_F &= F(Y-1) + V(F(Y) - F(Y-1)) \\ &= 1 - F_\rho(k-Y+1) + V(1 - F_\rho(k-Y) - (1 - F_\rho(k-Y+1))) \\ &= 1 - F_\rho(Y_\rho) - VF_\rho(Y_\rho-1) + VF_\rho(Y_\rho) + [F_\rho(Y_\rho-1) - F_\rho(Y_\rho-1)] \\ &= 1 - [F_\rho(Y_\rho-1) + (1-V)(F_\rho(Y_\rho) - F_\rho(Y_\rho-1))] \\ &\stackrel{d}{=} 1 - Z_{F_\rho} \end{aligned}$$

where the last equality is in distribution.

Case NC = PC: As a direct consequence of the preceding observation, F is probabilistically calibrated for Y if, and only if, F_ρ is probabilistically calibrated for Y_ρ .

Case NC = CC: Let $\alpha \in (0, 1)$ and $q \in \mathbb{R}$. Then

$$\begin{aligned} \mathbb{Q}(Z_{F_\rho} \leq \alpha \mid F_\rho^{-1}(\alpha) \geq q) &= 1 - \mathbb{Q}(Z_F < 1 - \alpha \mid F_+^{-1}(1 - \alpha) \leq k+1 - q) \\ &= 1 - \lim_{\varepsilon \downarrow 0} \mathbb{Q}(Z_F < 1 - \alpha \mid F^{-1}(1 - \alpha + \varepsilon) \leq k+1 - q) \\ &\geq 1 - \lim_{\varepsilon \downarrow 0} \mathbb{Q}(Z_F \leq 1 - \alpha + \varepsilon \mid F^{-1}(1 - \alpha + \varepsilon) \leq k+1 - q) \\ &= 1 - \lim_{\varepsilon \downarrow 0} (1 - \alpha + \varepsilon) = \alpha \end{aligned} \tag{38}$$

almost surely, where we obtain the second equality as follows. Let $A = \{Z_F \leq 1 - \alpha\}$, $B = \{F_+^{-1}(1 - \alpha) \leq k+1 - q\}$, and $B_\varepsilon = \{F^{-1}(1 - \alpha + \varepsilon) \leq k+1 - q\}$. As

$$F_+^{-1}(1 - \alpha) \leq F^{-1}(1 - \alpha + \varepsilon) \leq F_+^{-1}(1 - \alpha + \varepsilon) \xrightarrow{\varepsilon \downarrow 0} F_+^{-1}(1 - \alpha)$$

by the right-continuity of F_+^{-1} , we have $\lim_{\varepsilon \downarrow 0} F^{-1}(1 - \alpha + \varepsilon) = F_+^{-1}(1 - \alpha)$. For each $\omega \in \Omega$ there exists $\varepsilon_0(\omega)$ such that $F(\omega)^{-1}(1 - \alpha + \varepsilon) < F(\omega)_+^{-1}(1 - \alpha) + 1$ for all $\varepsilon < \varepsilon_0(\omega)$, and thus $F(\omega)^{-1}(1 - \alpha + \varepsilon) = F(\omega)_+^{-1}(1 - \alpha)$ for all $\varepsilon < \varepsilon_0(\omega)$ because of the discreteness of the quantile functions, which only take integer values. Therefore the indicator $I_{B_\varepsilon}(\omega) = \mathbb{1}(\omega \in B_\varepsilon)$ converges pointwise to $I_B(\omega) = \mathbb{1}(\omega \in B)$. With $I_A(\omega) = \mathbb{1}(\omega \in A)$, we obtain the desired equality

$$\mathbb{Q}(A | B_\varepsilon) = \frac{\mathbb{E}_{\mathbb{Q}}[I_A I_{B_\varepsilon}]}{\mathbb{E}_{\mathbb{Q}}[I_{B_\varepsilon}]} \xrightarrow{\varepsilon \downarrow 0} \frac{\mathbb{E}_{\mathbb{Q}}[I_A I_B]}{\mathbb{E}_{\mathbb{Q}}[I_B]} = \mathbb{Q}(A | B)$$

as long as $\mathbb{Q}(B) > 0$, where we have used the dominated convergence theorem.

In an analogous fashion, we obtain

$$\mathbb{Q}(Z_{F_\rho} \leq \alpha | F_\rho^{-1}(\alpha) < q) = 1 - \mathbb{Q}(Z_F < 1 - \alpha | F_+^{-1}(1 - \alpha) > k + 1 - q) \geq \alpha. \quad (39)$$

As conditional (non) exceedance probability implies probabilistic calibration, and probabilistic calibration of F for Y implies probabilistic calibration of F_ρ for Y_ρ by the previous case, the law of total probability yields

$$\begin{aligned} \alpha = \mathbb{Q}(Z_{F_\rho} \leq \alpha) &= \mathbb{Q}(F_\rho^{-1}(\alpha) < q) \mathbb{Q}(Z_{F_\rho} \leq \alpha | F_\rho^{-1}(\alpha) < q) \\ &\quad + \mathbb{Q}(F_\rho^{-1}(\alpha) \geq q) \mathbb{Q}(Z_{F_\rho} \leq \alpha | F_\rho^{-1}(\alpha) \geq q). \end{aligned}$$

Owing to (39) we deduce that

$$\mathbb{Q}(Z_{F_\rho} \leq \alpha | F_\rho^{-1}(\alpha) \geq q) = \frac{\alpha - (1 - \mathbb{Q}(F_\rho^{-1}(\alpha) \geq q)) \mathbb{Q}(Z_{F_\rho} \leq \alpha | F_\rho^{-1}(\alpha) < q)}{\mathbb{Q}(F_\rho^{-1}(\alpha) \geq q)} \leq \alpha \quad (40)$$

almost surely whenever $\mathbb{Q}(F_\rho^{-1}(\alpha) \geq q) > 0$. As the family of events $A_q = \{F_\rho^{-1}(\alpha) \geq q\}$ is closed under intersections and generates the σ -algebra $\sigma(F_\rho^{-1}(\alpha))$ generated by $F_\rho^{-1}(\alpha)$, Theorem 33.1 of Billingsley (2013) applies, and we conclude from the inequalities (38) and (40) that $\mathbb{Q}(Z_{F_\rho} \leq \alpha | F_\rho^{-1}(\alpha)) = \alpha$ almost surely.

Case NC = TC: If $t \in \mathbb{R} \setminus \{1, \dots, k\}$ then $1 - F_\rho(k + 1 - t) = F(t-) = F(t)$ and $\mathbb{Q}(Y < t) = \mathbb{Q}(Y \leq t)$ and, therefore,

$$\begin{aligned} \mathbb{Q}(Y_\rho \leq k + 1 - t | F_\rho(k + 1 - t)) &= 1 - \mathbb{Q}(Y < t | F(t)) \\ &= 1 - \mathbb{Q}(Y \leq t | F(t)) = 1 - F(t) = F_\rho(k + 1 - t). \end{aligned}$$

If $t \in \{1, \dots, k\}$ then $F_\rho(k + 1 - t) = 1 - F(t - 1)$ and $\mathbb{Q}(Y < t) = \mathbb{Q}(Y \leq t - 1)$ and, therefore,

$$\begin{aligned} \mathbb{Q}(Y_\rho \leq k + 1 - t | F_\rho(k + 1 - t)) &= 1 - \mathbb{Q}(Y < t | F(t - 1)) \\ &= 1 - \mathbb{Q}(Y \leq t - 1 | F(t - 1)) = 1 - F(t - 1) = F_\rho(k + 1 - t). \end{aligned}$$

This establishes threshold calibration of F_ρ for Y_ρ , as we have shown that $\mathbb{Q}(Y_\rho \leq u | F_\rho(u)) = F_\rho(u)$ for all $u \in \mathbb{R}$. \square

Proof of Proposition 3.20. Let Λ be a probability measure on \mathcal{P} with $\Lambda(\text{Lev}_\top(s)) = 1$ for some $s \subseteq \mathbb{R}$, and let $Q = \int P d\Lambda(P)$. Let $x \in \mathcal{T}$ and $t \in s$. Following the proof of Proposition 3.4 in Fissler et al. (2021), we note that

$$\mathbb{E}_{Y \sim P}[\mathbb{S}(x, Y) - \mathbb{S}(t, Y)] \begin{cases} = 0, & \text{if } x \in s, \\ > 0, & \text{otherwise,} \end{cases}$$

Table B.1: Notions of calibration to be verified (NC) or falsified ($\overline{\text{NC}}$) in order to establish the claims in Tables 2, 3, and 4, up to the straightforward cases noted in the text. Acronyms used are from Definitions 2.1, 2.3, 2.6, 3.1, and 3.10.

Table	Example	To be Demonstrated
Table 2	Example 2.8	QC, $\overline{\text{PC}}$, $\overline{\text{MC}}$
Table 2	Example 2.9	TC, $\overline{\text{UQC}}$
Tables 3 and 4	Example 3.3	$\overline{\text{MC}}$, $\overline{\text{UQC}}$, DC; $\overline{\text{pPC}}$, $\overline{\text{aPC}}$
Tables 3 and 4	Example 3.4	$\overline{\text{DC}}$; fCC, fTC
Table 4	Vaicenavicius et al. (2019, Table 1)	pCC, $\overline{\text{fPC}}$, aPC, fTC
Table 4	Vaicenavicius et al. (2019, Supplement, Table 2)	$\overline{\text{CwC}}$, MC, $\overline{\text{pPC}}$, $\overline{\text{aPC}}$, $\overline{\text{pTC}}$
Table 4	Silva Filho et al. (2023, Footnote 2)	pCC, $\overline{\text{aPC}}$, fTC
Table 4	Gneiting and Resin (2023, Example 2.4 (b))	$\overline{\text{CwC}}$, MC, pCC, $\overline{\text{aPC}}$, pTC
Table 4	Gneiting and Resin (2023, Example 2.14 (b))	$\overline{\text{pPC}}$, aPC, fTC
Table 4	Example 3.14	CwC, $\overline{\text{pPC}}$, aPC, $\overline{\text{pTC}}$
Table 4	Example 3.15	$\overline{\text{MC}}$, $\overline{\text{pCC}}$, $\overline{\text{fPC}}$, pPC, aPC
Table 4	Example 3.16	$\overline{\text{CwC}}$, MC, $\overline{\text{pCC}}$, fPC, $\overline{\text{pTC}}$
Table 4	Example 3.17	fCC, fTC

for $P \in \text{Lev}_{\mathbb{T}}(s)$. Therefore,

$$\begin{aligned}
\mathbb{E}_{Y \sim Q}[\mathbb{S}(x, Y) - \mathbb{S}(t, Y)] &= \int [\mathbb{S}(x, y) - \mathbb{S}(t, y)] dQ(y) \\
&= \int \int [\mathbb{S}(x, y) - \mathbb{S}(t, y)] dP(y) d\Lambda(P) \\
&= \int \mathbb{E}_{Y \sim P}[\mathbb{S}(x, Y) - \mathbb{S}(t, Y)] d\Lambda(P) \begin{cases} = 0, & \text{if } x \in s, \\ > 0, & \text{otherwise.} \end{cases}
\end{aligned}$$

Thus, the expected score function $\mathbb{E}_{Y \sim Q}[\mathbb{S}(x, Y)]$ attains its minimum if, and only if, $x \in s$, which demonstrates that the functional is also elicitable under Q with $\mathbb{T}(Q) = s$. \square

B Proofs of the claims in the tables

In this appendix, we establish the properties stated in Tables 1, 2, 3, and 4. The following claims are easy to establish with paper and pencil, and we leave the straightforward arguments to the reader.

- All claims in Table 1.
- The claims for the examples from Gneiting and Resin (2023) in Table 2. While we use a weaker notion of quantile calibration in this paper than in Gneiting and Resin (2023), these examples are not affected, as they feature continuous distributions with unique quantiles.
- The claims for Example 2.2 in Tables 2, 3, and 4.
- All claims for auto-calibration (AC), class-wise confidence calibration (CwCoC), confidence calibration (CoC), and modal calibration (ModC).

Generally, in view of the hierarchical relations summarized in Figures 1, 2, and 4, it suffices to establish a proper subset of the claims in Tables 2, 3, and 4. Table B.1 collects the properties to be demonstrated, using the acronyms from the figures, where we overline the acronym if it is to be shown that a notion does not hold.

We now explain how we ensure calibration properties by construction, taking Example 2.4 (b) from Gneiting and Resin (2023) as a blue print. In this example, we have $k = 3$ classes and $N = 3$ equiprobable predictive distributions, which we prescribe as follows.

j	$\mathbb{Q}(F = F_j)$	$f_j(1)$	$f_j(2)$	$f_j(3)$
1	1/3	1/2	1/4	1/4
2	1/3	1/4	1/2	1/4
3	1/3	1/4	1/4	1/2

We follow the flow of ideas in the proof of Proposition 3.13 in constructing the linear constraints for marginal calibration and probabilistic calibration in the general setting, and then we return to our example and showcase the particular linear system used in its construction. In the general setting, we assume forecast probabilities of the form m/n for positive integers $n \geq k$ and $m \in \{1, \dots, n - k + 1\}$. We use the shorthand $p_j = \mathbb{Q}(F = F_j)$ to denote the probability mass of forecast F_j . The goal is to find conditional outcome probabilities $g_j(i) = \mathbb{Q}(Y = i | F = F_j)$, where $i = 1, \dots, k$ and $j = 1, \dots, N$, such that the random forecast F is both marginally calibrated and probabilistically calibrated. To begin with, we ensure that the conditional outcome probabilities sum to one by invoking the linear constraint

$$\sum_{i=1}^k g_j(i) = 1 \quad (41)$$

for $j = 1, \dots, N$.

Marginal calibration corresponds to the expected forecast probability matching the marginal class probability for each class, which yields the linear constraint

$$\sum_{j=1}^N p_j g_j(i) = \sum_{j=1}^N p_j f_j(i) \quad (42)$$

for $i = 1, \dots, k$. To formalize probabilistic calibration, we consider the conditional distribution of the randomized PIT Z_F given $F = F_j$, where $j = 1, \dots, N$. This law is described by a piecewise linear cdf with $k - 1$ possible breakpoints at $F_j(i)$, where $i = 1, \dots, k - 1$, namely,

$$u \mapsto \mathbb{Q}(Z_F \leq u | F = F_j) = \sum_{i=1}^k q_{i,j}(u) g_j(i) \quad (43)$$

$$\text{with } q_{i,j}(u) = \mathbb{Q}(Z_F \leq u | Y = i, F = F_j) = \begin{cases} 0, & \text{if } u < F_j(i-1), \\ \frac{u - F_j(i-1)}{f_j(i)}, & \text{if } F_j(i-1) \leq u < F_j(i), \\ 1, & \text{if } u \geq F_j(i). \end{cases}$$

Note that $q_{i,j}$ is a conditional version of the nonrandomized PIT from Czado et al. (2009, Eq. (2)), which is an alternative to the randomized PIT for count data. As F itself follows a discrete distribution, the (unconditional) cdf of Z_F is simply the (probability-weighted) pointwise average of the conditional cdfs of Z_F , that is,

$$u \mapsto \mathbb{Q}(Z_F \leq u) = \sum_{j=1}^N p_j \mathbb{Q}(Z_F \leq u | F = F_j) = \sum_{i,j} p_j q_{i,j}(u) g_j(i), \quad (44)$$

which is a piecewise linear function with possible breakpoints at $u = F_j(i)$ for $i = 1, \dots, k - 1$ and $j = 1, \dots, N$. The forecast F is probabilistically calibrated if the cdf in (44) is the identity function on the unit interval, which is equivalent to the breakpoints being preserved. Thus, we obtain the linear constraint

$$\sum_{i,j} p_j q_{i,j}(u) g_j(i) = u \quad (45)$$

Table B.2: Notions of calibration that we encode in the form of linear constraints on the conditional outcome probabilities, in the order of appearance in, and using acronyms from, Definitions 2.1, 2.3, 2.6, and 3.1.

Notion	MC	CwC	PC	CC	TC	DC
Linear constraints	(42)	(49)	(45)	(46)	(47)	(48)

at $u = 1/n, \dots, (n-1)/n$.

In the above case of Example 2.4 (b) from Gneiting and Resin (2023), where we have $k = 3$ classes, $N = 3$ distinct predictive distributions, and $n = 4$, the constraints from (41), (42), and (45) yield the linear system

$$\begin{pmatrix} 1 & 0 & 0 & 1 & 0 & 0 & 1 & 0 & 0 \\ 0 & 1 & 0 & 0 & 1 & 0 & 0 & 1 & 0 \\ 0 & 0 & 1 & 0 & 0 & 1 & 0 & 0 & 1 \\ 1/3 & 1/3 & 1/3 & 0 & 0 & 0 & 0 & 0 & 0 \\ 0 & 0 & 0 & 1/3 & 1/3 & 1/3 & 0 & 0 & 0 \\ 0 & 0 & 0 & 0 & 0 & 0 & 1/3 & 1/3 & 1/3 \\ 1/6 & 1/3 & 1/3 & 0 & 0 & 0 & 0 & 0 & 0 \\ 1/3 & 1/3 & 1/3 & 0 & 1/6 & 1/3 & 0 & 0 & 0 \\ 1/3 & 1/3 & 1/3 & 1/3 & 1/3 & 1/3 & 0 & 0 & 1/6 \end{pmatrix} \begin{pmatrix} g_1(1) \\ g_1(2) \\ g_1(3) \\ g_2(1) \\ g_2(2) \\ g_2(3) \\ g_3(1) \\ g_3(2) \\ g_3(3) \end{pmatrix} = \begin{pmatrix} 1 \\ 1 \\ 1 \\ 1/3 \\ 1/3 \\ 1/3 \\ 1/4 \\ 2/4 \\ 3/4 \end{pmatrix},$$

which has the particular solution $g^{(p)} = (f_1(1), f_1(2), f_1(3), f_2(1), f_2(2), f_2(3), f_3(1), f_3(2), f_3(3))^T$ and the homogeneous solution $g^{(h)} = (0, 1, -1, 1, -2, 1, -1, 1, 0)^T$, and thus general solutions of the form $g^{(p)} + c \cdot g^{(h)}$. By choosing c sufficiently close to zero, we ensure that the posited conditional outcome probabilities are nonnegative. In particular, the choice $c = -3/20$ recovers Example 2.4 (b) from Gneiting and Resin (2023), as follows.

j	$\mathbb{Q}(F = F_j)$	$f_j(1)$	$f_j(2)$	$f_j(3)$	$g_j(1)$	$g_j(2)$	$g_j(3)$
1	1/3	1/2	1/4	1/4	5/10	1/10	4/10
2	1/3	1/4	1/2	1/4	1/10	8/10	1/10
3	1/3	1/4	1/4	1/2	4/10	1/10	5/10

Beyond marginal calibration and probabilistic calibration, many other notions of calibration can be encoded in terms of linear constraints on the conditional outcome probabilities. We leverage this approach in the supplemental code in order to construct examples with particular properties. In what follows, we collect the respective constraints, as summarized in Table B.2 for notions of calibration from Definitions 2.1, 2.3, 2.6, and 3.1. The full notions from Definition 3.10 are covered by applying the constraints to all permutations of the classes. For average probabilistic calibration, we average the constraints from full probabilistic calibration across the permutations.

Conditional (non) exceedance probability calibration (CC) splits the linear constraint in (45) into multiple constraints conditional on the predicted u -quantiles $F^{-1}(u)$. For each $u \in (0, 1)$, the conditioning gives rise to a partition of the forecast cases $1, \dots, N$ into subsets $P^{CC}(u, y) = \{j : F_j^{-1}(u) = y\}$, where $y \in \{1, \dots, k\}$. The subsets $P^{CC}(u, y)$ are constant in u on the half-open interval $((m-1)/n, m/n]$ for any $m = 1, \dots, n$, by construction of the probability mass functions f_j and the left-continuity of the (lower) quantile function. Owing to the piecewise linear nature of the conditional cdf at (43), it suffices to ensure the CC condition (14) for two distinct values from these intervals, such as $u = (2m-1)/(2n)$ and $u = m/n$. With

$$\bar{p}_j^{CC}(u, y) = \begin{cases} p_j / \left(\sum_{r \in P^{CC}(u, y)} p_r \right), & \text{if } j \in P^{CC}(u, y), \\ 0, & \text{otherwise,} \end{cases}$$

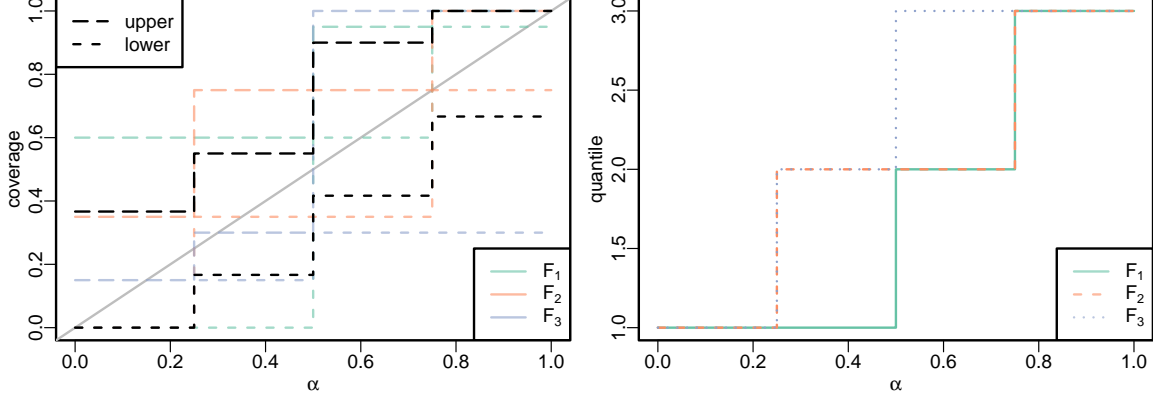


Figure B.1: Conditional and unconditional quantile coverage (left) and predictive quantile functions (right) in Example 2.8. The colored lines in the left panel show conditional coverage, the black lines show unconditional lower coverage and upper coverage, respectively.

the condition reduces to the linear constraint

$$\sum_{i,j} \bar{p}_j^{\text{CC}}(u, y) q_{i,j}(u) g_j(i) = u \quad (46)$$

for $u = 1/(2n), 2/(2n), \dots, (2n-1)/(2n)$ and $y = 1, \dots, k$ such that $P^{\text{CC}}(u, y)$ is non-empty.

In a similar fashion, threshold calibration (TC) reduces to linear constraints on the conditional outcome probabilities. Here, it suffices to consider thresholds $t = 1, \dots, k-1$ at which the predicted cdfs have jumps and do not all attain the value one. Each such threshold t yields a partition into subsets $P^{\text{TC}}(u, t) = \{j : F_j(t) = u\}$, where $u = 1/n, \dots, (n-1)/n$. With

$$\bar{p}_j^{\text{TC}}(u, t) = \begin{cases} p_j / (\sum_{r \in P^{\text{TC}}(u, t)} p_r), & \text{if } j \in P^{\text{TC}}(u, t), \\ 0, & \text{otherwise,} \end{cases}$$

we obtain the linear constraint

$$\sum_{i,j} \bar{p}_j^{\text{TC}}(u, t) \mathbb{1}(i \leq t) g_j(i) = u \quad (47)$$

for $u = 1/n, \dots, (n-1)/n$ and $t = 1, \dots, k-1$ such that $P^{\text{TC}}(u, t)$ is non-empty.

To formulate double PIT calibration (DC) in terms of linear constraints, we note that the cdf of the simplified PIT $F(Y)$ is given by $K(u) = \sum_{i,j} p_j \tilde{q}_{i,j}(u) g_j(i)$ with $\tilde{q}_{i,j}(u) = \mathbb{1}(F_j(i) \leq u)$, which is obtained by replacing $q_{i,j}$ with $\tilde{q}_{i,j}$ in (43) and (44), whereas the hypothesized cdf is given by $H(u) = \sum_{i,j} p_j \tilde{q}_{i,j}(u) f_j(i)$. In the setting of our examples, the functions H and K are constant on intervals of the form $[(m-1)/n, m/n)$, and thus the DC condition $K = H$ reduces to

$$\sum_{i,j} p_j \tilde{q}_{i,j}(u) g_j(i) = \sum_{i,j} p_j \tilde{q}_{i,j}(u) f_j(i) \quad (48)$$

for $u = 1/n, \dots, (n-1)/n$.

To address class-wise calibration (CwC), we refine the linear constraints in (42) by conditioning on the predicted class probability $f_j(i)$. For $i = 1, \dots, k$, the conditioning gives rise to a partition of the forecast cases $1, \dots, N$ into subsets $P^{\text{CwC}}(u, i) = \{j : f_j(i) = u\}$, where $u \in (0, 1)$. Letting

$$\bar{p}_j^{\text{CwC}}(u, i) = \begin{cases} p_j / (\sum_{r \in P^{\text{CwC}}(u, i)} p_r), & \text{if } j \in P^{\text{CwC}}(u, i), \\ 0, & \text{otherwise,} \end{cases}$$

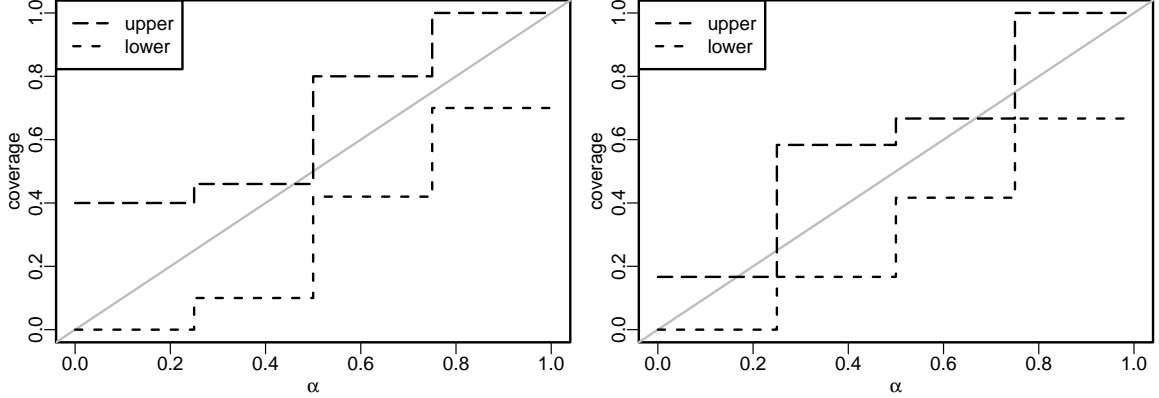


Figure B.2: Unconditional lower and upper quantile coverage in Example 2.9 (left) and Example 3.3 (right).

we obtain the linear constraint

$$\sum_j \bar{p}_j^{\text{CwC}}(u, i) g_j(i) = u \quad (49)$$

for $i = 1, \dots, k$ and $u = 1/n, \dots, (n+1-k)/n$ such that $P^{\text{CwC}}(u, i)$ is non-empty.

The supplementary code provides implementations in R (R Core Team, 2026) of the example generation and the above linear conditions, which we use to verify or falsify the notions in Table B.2 and the respective versions from Definition 3.10 as listed in Table B.1.

Finally, we verify the claims about the quantile-based notions QC and UQC in Table B.1. Essentially, the conditions in (16) and (17) represent conditional and unconditional coverage, as discussed in detail by Gneiting et al. (2023). Coverage can be computed for each forecast case $1, \dots, N$ individually and can then be averaged conditionally on the forecast quantile, or unconditionally. Figure B.1 shows upper and lower coverage for each forecast case along with the corresponding quantile functions in Example 2.8, which facilitate visual verification of quantile calibration: At each level $\alpha \in (0, 1)$, we group forecasts according to the predicted α -quantile and verify that within each group the average (probability-weighted) lower coverage at level α does not exceed α , while the average upper coverage does not fall below α . Leveraging the piecewise constancy, it suffices to verify the QC constraints in (16) near the jump points of these functions. Lastly, Figure B.2 shows unconditional lower and upper coverage in Examples 2.9 and 3.3, where the UQC condition (17) is notably violated.