

# On weavings, grillages, tensegrities, and frameworks

Cameron MILLAR\*, Bernd SCHULZE<sup>a</sup>, Louis THERAN<sup>b</sup>

\*Skidmore, Owings & Merrill  
The Broadgate Tower, 20 Primrose Street, London, UK, EC2A 2EW  
cameron.millar@som.com

<sup>a</sup> School of Mathematical Sciences, Lancaster University, UK

<sup>b</sup> School of Mathematics and Statistics, University of St Andrews, UK

## Abstract

We investigate the stability of discrete structures comprising of woven elastic beams in a plane, exposing a connection between admissible over / under patterns and the first-order and static rigidity of an associated tensegrity that is related through a natural polarity transformation. The relationship between the Airy and Whiteley stress functions for the tensegrity and weaving structures is explored. Our results lead to an efficient method for finding such an over / under pattern. The method is illustrated through a worked example modelled on the complete bipartite graph  $K_{4,4}$ .

**Keywords:** tensegrity, weaving, grillage, stress functions, state of self stress, mechanism, rigidity, active bending

## 1. Introduction

Tarnai [1] and Whiteley [2], [3] introduced the concept of grillages and weavings along with their polar dual counterpart, frameworks and tensegrities. Grillages and weavings are structures made of elastic beams lying in a plane that resist bending. The beams cross through each other, but do not slide past each other. The work of Tarnai and Whiteley exposed, via a classical projective polarity, a deep connection between grillages and weavings on one side and frameworks and tensegrities on the other.

The aim of this paper is to provide an account of the Tarnai–Whiteley polarity in modern language, and to provide a simple design methodology for designing stable over / under patterns for weavings. To do this, we first review the Tarnai and Whiteley polarity from a simpler affine perspective than the projective geometry approach taken previously [1], [2], [3], drawing an explicit connection between the virtual work pairing induced by a framework and the space of admissible liftings of a weaving. The dual cone to the liftings of a weaving, which we call the *Whiteley stress cone*, is naturally linearly isomorphic to the proper stress cone (or *Airy stress cone*) of the polar tensegrity. The conditions for static equilibrium of the beams in a weaving is explored, in turn establishing the duality to the static equilibrium conditions of the associated tensegrity. Furthermore, the relationship between the stresses in the structures and their respective stress cones is explored. In turn, this leads to a count akin to the Maxwell–Calladine Index Theorem.

This mathematics is leveraged in a design tool which allows the engineer to determine the over / under pattern to transform a grillage with a fixed geometry into a stable weaving. This is done by considering the dual tensegrity framework, with cables and struts relating to the over / under weaving pattern (essentially reading the sign of the equilibrium stresses in the tensegrity). We illustrate the method with a worked example based on the complete bipartite graph  $K_{4,4}$ .

## 2. Structural engineering systems

### 2.1. Tensegrity and the Airy Stress Function

A framework is made up of discrete bars connected at nodes. The members of a framework are assumed to be axially rigid and connected with pins at nodes, like in a truss. We define a *bar-joint* framework as a framework in which every member is a bar (ie. it can be loaded in both tension and compression). We define a *tensegrity* as a framework in which every member is a cable or strut (ie. can be loaded in only

tension or compression respectively). Tensegrity structures often possess one or more mechanisms which are stabilised and stiffened by a state of self-stress (known as *pre-stress stability*). The reader is referred to Connelly and Guest [4] for a detailed description of tensegrity structures.

As developed by Maxwell and Airy, the states of self-stress within a framework can be described through the Airy stress function. The discrete Airy stress function is a closed plane-faced polyhedron whose projection is the 2D framework (the form diagram). The signed force in a member is given by the signed change in slope across the corresponding edge in the Airy stress function. Similarly, the mechanisms in the framework can also be found through an incremental Airy stress function over the dual force diagram [5]. This can be very powerful in the design of structures as it allows the engineer to visualise and control the forces within a structure. In *graphic statics*, the *force diagram* construction comes directly from the Airy stress function over the *form diagram* in Maxwell's construction (via a duality) [5].

## 2.2. Grillages and Weavings

A grillage is a collection of beams which lie in the plane. Beams relate to bending or flexure in contrast to the axial bars considered in frameworks. In a grillage, each joint between beams does not transfer moments, but rather allows crossing beams to exert a vertical force onto the other.

A weaving is a collection of beams which roughly lie in the plane, but are *actively bent* to produce an 'over / under' pattern. At each joint, it is only possible for the 'under' beam to exert an upwards force on the 'over' beam, and vice versa – this can be considered a compression only connection between the beams. It is assumed that there is no friction nor in-plane force transfer between the beams. This pattern can be shown through linework through the adoption of broken and continuous lines, as in Tarnai [1].




Figure 1: A grillage, a weaving, and the associated 'popsicle bomb' made from coffee stirrers.

A commonplace example of a weaving is a 'popsicle bomb' which stores energy through the principal of active bending within the beams. Structures like this have interesting and useful properties. Firstly, weavings increase the structural depth and therefore have increased out-of-plane stiffness in comparison to grillages [6]. Secondly, by ensuring connections are entirely compressive, a much simpler node detail can be employed. In the particular case of timber beams, it may be feasible for this node to be fabricated without steel / mechanical fasteners and therefore the structure could also be disassembled and re-assembled. As such, a design methodology for weavings could be very powerful.

## 3. Mathematical preliminaries

We briefly review some background material that can be found in more detail in Connelly and Guest [4]. Let  $G = (V, E)$  be a graph with vertex set  $V = \{1, \dots, n\}$  and edge set  $E$ , where  $|E| = m$ . A *configuration*  $p = (p_1, \dots, p_n)$  assigns a point  $p_i \in \mathbb{R}^d$  to each vertex  $i \in V$ . The pair  $(G, p)$  is called a *bar-and-joint framework* (or simply *framework*) in  $\mathbb{R}^d$  (in this paper  $d = 2$ ). Each edge  $ij \in E$  represents a rigid bar connecting vertices  $i$  and  $j$ , which constrains the distance between  $p_i$  and  $p_j$ .

A  $d$ -dimensional *tensegrity*  $(G, p)$  is a framework together with an assignment  $\varepsilon_{ij} = \pm 1$  for each edge, where  $\varepsilon_{ij} = +1$  corresponds to a strut (which can expand but not contract) and  $\varepsilon_{ij} = -1$  corresponds to a cable (which can contract but not expand).

### 3.1. Infinitesimal rigidity of tensegrities

An *infinitesimal flex*<sup>1</sup>,  $p'$ , of a tensegrity  $(G, p)$  is a solution to the equations

$$\varepsilon_{ij} \langle p_i - p_j, p'_i - p'_j \rangle \geq 0, \quad (1)$$

An infinitesimal flex is a *bar flex* if the l.h.s. is zero (i.e., the inequality holds with equality).

**Definition 3.1.** *The flex cone of  $(G, p)$  is the polyhedral cone of the infinitesimal flexes of  $(G, p)$ .*

The flex cone always contains a linear subspace of bar flexes, and we say that  $(G, p)$  is *stretched*<sup>2</sup> if the flex cone is exactly equal to the bar flexes and *infinitesimally rigid* if it is stretched and all the bar flexes are trivial. Note that, for a 2D tensegrity, there is always a 3-dimensional space of trivial bar flexes (corresponding to rigid body motions), provided the tensegrity does not lie on a line.

Let us define a virtual work pairing  $(-, -)$  between  $(\mathbb{R}^2)^n$  and  $(\mathbb{R}^m)^*$  by

$$(\omega, p') = \sum_{ij \in E} \omega_{ij} \varepsilon_{ij} \langle p_i - p_j, p'_i - p'_j \rangle. \quad (2)$$

Since we are considering kinematics, we read the pairing as follows. We identify  $\mathbb{R}^{2n}$  with the space of infinitesimal flexes. The rigidity matrix<sup>3</sup>,  $R(p)$ , is the  $m \times 2n$  matrix of the linear transformation

$$p' \mapsto (\langle p_i - p_j, p'_i - p'_j \rangle)_{ij \in E(G)}$$

that transforms flexes to infinitesimal edge extensions, so in the standard basis, we have

$$(\omega, p') = \omega^\top \text{diag}(\varepsilon_{ij}) R(p) p'.$$

The stress<sup>4</sup>,  $\omega$ , which corresponds to forces in the members, acts on the extensions, so it is an element of the dual space  $(\mathbb{R}^m)^*$ .

**Definition 3.2.** *Under virtual work pairing above, the dual of the flex cone is the proper stress cone*

$$\{\omega \geq 0 : (\omega, p') = 0 \text{ for all flexes } p'\}.$$

Infinitesimal rigidity of a tensegrity is characterized by infinitesimal rigidity of an underlying bar framework and a stress condition.

**Lemma 3.3.** *A tensegrity  $(G, p)$  is stretched if and only if there is a positive vector in the proper stress cone.*

Assuming that there is a positive  $\omega$  in the stress cone, the lemma says that the only tensegrity flexes are bar flexes, and so we obtain the following:

**Theorem 3.4.** *A tensegrity  $(G, p)$  is infinitesimally rigid if and only if  $(G, p)$  is infinitesimally rigid as a bar framework and there is a positive vector in the proper stress cone.*

<sup>1</sup>In engineering literature, this is often referred to as a *mechanism*.

<sup>2</sup>This is a non-standard term.

<sup>3</sup>This is associated with the compatibility matrix in common structural engineering literature, and is also the transpose of the equilibrium matrix. The difference is that  $R(p) = \text{diag}(\|p_i - p_j\|)C(p)$ .

<sup>4</sup>Stress is a term from rigidity theory; each coefficient  $\omega_{ij}$  of a stress  $\omega$  is called a bar axial force in common structural engineering literature.

### 3.2. Static rigidity of tensegrities

Now we review how kinematics and statics of tensegrities are dual theories. To this end, we assume that an external load,  $f$ , is applied at the nodes of the tensegrity. By Newton's third law, equilibrium requires no net translational force and no net torque<sup>5</sup>. These conditions are encoded by the equations

$$0 = \sum_{i \in V(G)} f_i \quad \text{and} \quad 0 = \sum_{i \in V(G)} \langle \rho(p_i), f_i \rangle \quad (3)$$

where  $\rho$  is a counter-clockwise rotation through an angle of  $\pi/2$ . Such a load  $f$  is called an *equilibrium load*. We then say that a non-negative<sup>6</sup> stress  $\omega$  resolves  $f$  if, for each vertex  $i$ ,

$$-f_i = \sum_{j \sim i} \omega_{ij} \varepsilon_{ij} (p_i - p_j),$$

which is the equation  $-f = R^*(p)\omega$ . A tensegrity is called *statically rigid* if every equilibrium load is resolved by some non-negative stress. Since  $-f$  failing to be in the image of the non-negative stresses is witnessed by a  $v \in \mathbb{R}^{2n}$  such that  $\langle -f, v \rangle \neq 0$  but  $(\omega, v) = 0$  for all  $\omega \geq 0$ , we get the standard result:

**Theorem 3.5.** *A tensegrity  $(G, p)$  is infinitesimally rigid if and only if it is statically rigid.*

## 4. Polar duality of tensegrities and weavings

Here, we revisit duality results of Whiteley and Tarnai [1], [2], [3]. Just as the primitive objects of a tensegrity are its joints and elements, for a weaving the corresponding concepts are the lines modeling its beams and the crossing points. This section initially develops the polar dual relationship between tensegrities and weavings from both a kinematic and static perspective. It then discusses the index theorem through the lens of previously introduced terms and the duality between tensegrities and weavings. Finally, it develops the duality between the Airy stress function and the ‘Whiteley stress function’.

### 4.1. Geometric model of a weaving

Let us describe a line  $L$  in  $\mathbb{R}^2$  by an affine linear equation<sup>7</sup>:  $L = \{x \in \mathbb{R}^2 : \langle x, p \rangle = 1\}$ , for a fixed  $p \in \mathbb{R}^2$ . The crossing point  $q$  of two lines  $L$  and  $L'$  that are not parallel is  $q = s_{ij}\rho(p - p')$ , where  $s_{ij} = 1/\det[p p']$ . The formal definition of a weaving is as follows.

**Definition 4.1** (Weaving). *A weaving is a set of  $n$  lines  $\{L_1, \dots, L_n\}$ , where  $L_i$  is defined by a point  $p_i \in \mathbb{R}^2$ , a graph  $G = (V, E)$  with vertex set  $\{1, \dots, n\}$ , and for each edge  $ij$  of  $G$  with  $i < j$ , an assignment  $\varepsilon_{ij} \in \{\pm 1\}$  which records the over / under relation at each crossing. The convention is that  $\varepsilon_{ij} = +1$  means  $L_i$  passes over  $L_j$  at  $q_{ij}$ , while  $\varepsilon_{ij} = -1$  means that  $L_i$  passes under  $L_j$ .*

### 4.2. Liftings of a weaving

Following Whiteley [2], [3], a weaving starts in the  $xy$ -plane. Its allowed ‘motions’ lift the lines into  $\mathbb{R}^3$ , subject to constraints, which we now explain. A fixed vector  $v \in \mathbb{R}^2$  defines a linear map  $\mathbb{R}^2 \rightarrow \mathbb{R}$  by  $w \mapsto \langle w, v \rangle$ . A linear height function on a line  $L$  is the restriction of such a map to  $L$ . The lifting of a line  $L$  by a linear height function  $v$  is the line  $L_v = \{\bar{x} + \langle x, v \rangle e_3 : x \in L\}$ , where  $\bar{x}$  extends the vector  $x \in \mathbb{R}^2$  by a zero coordinate and  $e_3 = (0, 0, 1)^\top$ .

If  $L$  and  $L'$  are lines crossing at point  $q$  are lifted with height functions  $v$  and  $v'$ , then the difference in heights of  $L_v$  and  $L'_{v'}$  over  $q$  is given by  $\langle q, v - v' \rangle$ . The definition of a lifting of a weaving says that the over / under constraints are satisfied.

<sup>5</sup>Torque has to be computed as a rotational moment around a reference point, but once there is no net force, the choice doesn't matter — the origin has been chosen for simplicity.

<sup>6</sup>For bar frameworks, we drop the non-negative requirement.

<sup>7</sup>This form requires that  $L$  not pass through the origin, which is easy to arrange in a finite system.

**Definition 4.2** (Lifting). A lifting of a weaving is an assignment of a linear height function  $v_i$  to each  $L_i$  satisfying

$$\varepsilon_{ij} \langle q_{ij}, v_i - v_j \rangle \geq 0. \quad (4)$$

The lifting cone is the set of solutions to the lifting inequalities, with the weaving fixed and the  $v_i$  variable.

The lifting cone is a polyhedral cone in  $\mathbb{R}^{2n}$ . A lifting  $v$  is called *tight* if the lifting inequalities are satisfied with equality. There is always a 3-dimensional linear subspace of tight liftings, corresponding to the freedom of choosing an affine plane in  $\mathbb{R}^3$ , which we can describe explicitly as follows. Setting  $v_i = v_j$  for all  $i$  and  $j$  produces a tight lifting. We have  $q_{ij} = s_{ij} \rho(p_i - p_j)$ . So setting  $v_i = p_i$  leads to

$$\langle q_{ij}, v_i - v_j \rangle = \langle s_{ij} \rho(p_i - p_j), p_i - p_j \rangle = 0,$$

which shows we have a tight lifting. We call any lifting in the linear span of these liftings *trivial*.

**Definition 4.3.** A weaving is called *tight* if every point in the lifting cone corresponds to a lifting where the inequalities hold with equality, i.e. a tight lifting. A weaving is called *flat* if the lifting cone is equal to the linear space of trivial liftings.

We mention that there are tight weavings that are not flat, which is why we introduce both concepts. Another useful notion is that of a *flat grillage*, which is a weaving where all the liftings with all inequalities tight are trivial.

To understand flat weavings, we introduce the Whiteley stress, which is formally similar to an equilibrium stress in a tensegrity. We induce a virtual work pairing  $(-, -)$  between  $(\mathbb{R}^m)^*$  and  $\mathbb{R}^{2n}$  by

$$(\omega, v) = \sum_{ij \in E} \omega_{ij} \varepsilon_{ij} \langle q_{ij}, v_i - v_j \rangle, \quad (5)$$

which we then use to define a stress cone. In the standard basis, the matrix of this virtual work pairing is

$$\text{diag}(\varepsilon_{ij} s_{ij}) R(p) (I_n \otimes \rho^\top),$$

where  $R(p)$  is the rigidity matrix of the framework  $(G, p)$ , the diagonal matrix on the left is the stress scaling in the isomorphism from Whiteley stresses to Airy stresses in Theorem 4.7 below and the Kronecker product on the right is the geometric polarity acting on the domain. This is the equivalent of the rigidity matrix for a weaving and can relate the applied loads to the internal forces.

**Definition 4.4.** Using the pairing above, we define the Whiteley stress cone of the weaving to be the dual of the lifting cone:

$$\{\omega \geq 0 : (\omega, v) = 0 \text{ for all liftings } v\}.$$

We call the elements of the Whiteley stress cone *proper stresses*.

If  $\omega$  is a Whiteley stress, then  $\omega_{ij}/|s_{ij}|$  is the force between beams  $L_i$  and  $L_j$  at their crossing point. Thus, the Whiteley stress has units of Force  $\times$  Length<sup>-2</sup> ( $s_{ij}$  has units of Length<sup>-2</sup>). Whiteley stresses stabilize weavings in a manner similar to how equilibrium stresses stabilize a tensegrity.

**Lemma 4.5.** A weaving has only tight liftings if and only if it has a positive proper stress.

*Proof.* First suppose that the weaving has a positive proper stress  $\omega$  (this is the easy direction). Let  $v$  be a lifting. By hypothesis,

$$0 = (\omega, v) = \sum_{ij \in E} \omega_{ij} \varepsilon_{ij} \langle q_{ij}, v_i - v_j \rangle.$$

Because  $v$  is a lifting and  $\omega_{ij} > 0$ , every term must vanish, which shows that  $v$  is tight.

Now suppose that the weaving has no positive proper stress (this is the harder direction). Let  $Y \subseteq \mathbb{R}^m$  be the linear subspace of  $\{\tau : (\tau, v) = 0 \text{ for all liftings } v\}$ . Note that the proper stress cone is the intersection of  $Y$  with the non-negative orthant, so the hypothesis that there is no positive proper stress implies that  $Y$  is disjoint from the interior of the non-negative orthant. Since  $\mathbb{R}^m = Y \oplus Y^\perp$ , we conclude that  $Y^\perp$  contains a non-zero, non-negative vector  $w$ . From the definition of the pairing,  $Y^\perp$  is the image of the linear map

$$u \mapsto (\varepsilon_{ij} \langle q_{ij}, u_i - u_j \rangle) \quad \mathbb{R}^{2n} \rightarrow \mathbb{R}^m,$$

so there is a pre-image  $v$  of  $w$  in  $\mathbb{R}^{2n}$ . Non-negativity of  $w$  implies that  $v$  is a non-tight lifting.  $\square$

As a corollary we obtain Whiteley's first result.

**Theorem 4.6.** *A weaving is flat if and only if it is a flat grillage and it has a positive proper stress.*

### 4.3. Kinematic correspondence with tensegrities

Now we are ready to describe the polarity. Let us fix a weaving  $(G, p)$  with signs  $\varepsilon$ . The *polar tensegrity* is defined by  $(G, p)$  and signs  $\varepsilon'_{ij} = \text{sign}(s_{ij})\varepsilon_{ij}$ . Suppose that  $\omega$  is a proper stress of the weaving. So we have, for each vertex  $i$

$$0 = \sum_{j:i_j \in E} \omega_{ij} \varepsilon_{ij} q_{ij} \iff 0 = \sum_{j:i_j \in E} |s_{ij}| \left( \frac{1}{|s_{ij}|} \omega_{ij} \right) \varepsilon'_{ij} q_{ij} = \rho \left( \sum_{j:i_j \in E} \left( \frac{1}{|s_{ij}|} \omega_{ij} \right) \varepsilon'_{ij} (p_i - p_j) \right),$$

Since  $\rho$  is invertible, this shows that  $\omega' = (\omega_{ij}/|s_{ij}|)$  is a proper stress of the polar tensegrity  $(G, p)$ . Thus we can determine the forces between beams in a weaving from the forces in the tensegrity. This discussion establishes Whiteley's correspondence between the proper stress cones of a tensegrity and its associated weaving:

**Theorem 4.7.** *The Whiteley stress cone of the weaving  $(G, p)$  is linearly isomorphic to the proper stress cone of its polar tensegrity under the positive diagonal scaling  $\omega_{ij} \mapsto \omega_{ij}/|s_{ij}|$ .*

As an immediate corollary, we obtain Whiteley's theorem relating a weaving to its associated tensegrity:

**Theorem 4.8.** *A weaving is flat if and only if its polar tensegrity is infinitesimally rigid.*

Because infinitesimal rigidity of a tensegrity is an open property, it is stable with respect to perturbation. Because any sufficiently nearby configuration of lines in  $\mathbb{R}^3$  with the same over / under pattern projects to a nearby weaving, we obtain, via the polarity:

**Theorem 4.9.** *If  $(G, p)$  is a flat weaving, then any sufficiently nearby configuration of lines in  $\mathbb{R}^3$  with the same over / under pattern must be flat.*

### 4.4. Statics correspondence with tensegrities

We can also describe the statics of a weaving. Denote by  $\hat{x}$  the unit vector in direction  $x$ . The load space on a beam  $L_i$  in a weaving is most naturally described by a force-couple pair  $(M_i \hat{p}_i, T_i e_3)$ , of a rotational moment around an axis through the origin orthogonal to  $L_i$  and a vertical translational force. To represent the couple as a single vector, we fold the vertical force into its tangential component about the origin, yielding a load  $f_i = M_i \hat{p}_i - (T_i / \|p_i\|) \widehat{\rho(p_i)}$ .

The condition for a loading  $f$  of a weaving to be in equilibrium is then

$$\sum_{i \in V(G)} f_i = 0 \quad \text{and} \quad \sum_{i \in V(G)} \langle \rho(p_i), f_i \rangle = 0,$$

which is formally similar to the condition defining an equilibrium loading of a tensegrity. However, the interpretation through the polarity exchanges the roles of forces and moments. Noticing that  $\langle \rho(p_i), f_i \rangle = -T_i$ , we get

$$\sum_{i \in V(G)} \langle \rho(p_i), f_i \rangle = 0 \quad \iff \quad \sum_{i \in V(G)} T_i = 0,$$

so the condition for no net torque about the vertical axis in the tensegrity load corresponds to no net vertical force on the weaving. On the other hand, the sum of the  $f_i$  vanishing is, by construction, a vanishing in-plane moment. One can understand this as saying that the moment of tensegrity has a vertical axis and the forces are in-plane, whereas for a weaving the moments have in-plane axes and the forces are vertical.

A Whiteley stress  $\omega$  resolves an equilibrium load  $f$ , if, for each  $i$ ,

$$f_i = \frac{1}{\|p_i\|} \sum_{j:ij \in E} \omega_{ij} \varepsilon_{ij} \rho(q_{ij}),$$

and we say that the weaving is *statically flat* if every equilibrium load on the weaving is resolved by a proper Whiteley stress. To expose the polarity from this perspective, recall that  $\rho(q_{ij}) = -s_{ij}(p_i - p_j)$ , so we get

$$\|p_i\| f_i = \sum_{j:ij \in E} -s_{ij} \omega_{ij} \varepsilon_{ij} (p_i - p_j) = - \sum_{j:ij \in E} \omega'_{ij} \varepsilon'_{ij} (p_i - p_j),$$

and so the loading  $f$  on the weaving is resolved by the proper Whiteley stress  $\omega$  in the weaving if and only if the loading  $f'$  described by the diagonal scaling  $f_i \mapsto \|p_i\| f_i$  is resolved by the proper stress  $\omega'$  in the polar tensegrity. We have now exposed another manifestation of the polarity, which, via the equivalence of static and infinitesimal rigidity in tensegrities, yields a new derivation of Theorem 4.8.

**Theorem 4.10.** *A weaving is statically flat if and only if its polar tensegrity is statically rigid.*

#### 4.5. The index theorem

The polarity between weavings and tensegrities restricts to grillages, and so the Maxwell–Calladine Index Theorem implies the corresponding statement for grillages.

**Theorem 4.11** (Grillage Index Theorem). *Let  $G$  be a graph with  $n$  vertices and  $m$  edges, and  $(G, p)$  define a grillage. If we denote by  $\ell$  the dimension of the space of non-trivial liftings and  $s$  the dimension of the space of Whiteley stresses, we have  $\ell - s + 3 = 2n - m$ .*

The Grillage Index Theorem implies that, to design a flat weaving, we must have  $m \geq 2n - 2$ , since Theorem 4.6 requires that  $s \geq 1$ . Since the r.h.s.  $2n - m$  is the same in the Maxwell–Calladine Index Theorem, we recover a result of Tarnai [1]:

**Theorem 4.12.** *Let  $G$  be a graph with  $n$  vertices and  $m$  edges, and  $(G, p)$  define a grillage with an  $\ell$ -dimensional space of non-trivial liftings and an  $s$ -dimensional space of Whiteley stresses. Denote by  $M$  and  $S$  the dimensions of the space of non-trivial infinitesimal motions and equilibrium stresses of the polar bar framework, respectively. Then  $\ell - s = M - S$ .*

#### 4.6. The Airy and Whiteley stress functions

In graphic statics, one visualizes an equilibrium stress in a tensegrity as a polyhedral lifting with edges projecting vertically onto the members known as the Airy stress function<sup>8</sup>.

**Definition 4.13.** *Let  $(G, p)$  be a weaving with a Whiteley stress  $\omega$ . The Whiteley stress function is the polar dual of the Airy stress function of the equilibrium stress  $\omega'$  on the polar tensegrity.*

<sup>8</sup>In rigidity, this is called the Maxwell–Cremona lifting of a stress.

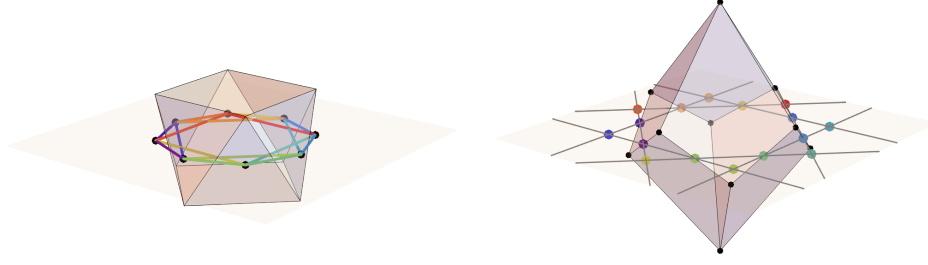


Figure 2: Airy and Whiteley stress functions. The framework on the left supports an equilibrium stress, as certified by its Airy stress function. Its polar weaving on the right supports a Whiteley stress, as certified by its Whiteley stress function. It is noted that as the tensegrity is the polar dual to the weaving, similarly the Airy stress function is the polar dual to the Whiteley stress function. As such, there is a duality between the stresses in the tensegrity and the Whiteley stresses.

We define the Whiteley stress function this way because a weaving does not have a natural facial structure, but the polar to the Airy stress function does. Although the Airy stress function is not necessarily a convex surface, it has a well-defined polar because  $\omega'$  is an equilibrium stress. We also note that, when the origin is not in the interior of the Airy stress function, the Whiteley stress function is non-compact.

## 5. Designing a flat weaving

In this section we illustrate how to design a flat weaving using the correspondence developed above.

### 5.1. Methodology

The input to the method is a pair  $(G, p)$ , which we interpret as describing a grillage. The steps are:

1. Write the rigidity matrix  $R(p)$  of the framework  $(G, p)$ .
2. Check that  $(G, p)$  is infinitesimally rigid; if it is not, there is no stable over / under pattern.
3. Select an equilibrium stress  $\omega$  of  $(G, p)$  that is nowhere zero. If none exists, throw away all the edges with zero stress for a randomly sampled  $\omega$  and go back to the beginning.
4. For each edge  $ij \in E(G)$  set  $\varepsilon_{ij} = \text{sign}(\omega_{ij}) \text{sign}(s_{ij})$ . Thus we have the over / under pattern.

If the method finishes, the over / under pattern defined by  $\varepsilon_{ij}$  determines a flat weaving, because  $\omega_{ij}/|s_{ij}|$  are the coefficients of a proper Whiteley stress under the polarity.

### 5.2. Worked example

We present an extended example based on the complete bipartite graph  $K_{4,4}$ . For convenience, we partition the point configuration  $p = (a, b)$  into the sub-configurations corresponding to the parts of the partition. We index the edges of  $K_{4,4}$  by  $a_1b_1, \dots, a_1b_4, \dots, a_4b_1, \dots, a_4b_4$ .

**The configuration** We use the configuration given by  $a = (a_1, \dots, a_4)$  and  $b = (b_1, \dots, b_4)$ , where

$$a_1 = \left(1 + \frac{1}{20}\right) \left(\cos \frac{5\pi}{12}, \sin \frac{5\pi}{12}\right), \quad a_2 = \left(\cos \frac{7\pi}{12}, \sin \frac{7\pi}{12}\right), \quad a_3 = \left(\cos \frac{17\pi}{12}, \sin \frac{17\pi}{12}\right), \quad a_4 = \left(\cos \frac{19\pi}{12}, \sin \frac{19\pi}{12}\right)$$

$$b_1 = \left(\cos \frac{2\pi}{3}, \sin \frac{2\pi}{3}\right), \quad b_2 = \left(\cos \frac{5\pi}{6}, \sin \frac{5\pi}{6}\right), \quad b_3 = \left(\cos \frac{5\pi}{3}, \sin \frac{5\pi}{3}\right), \quad b_4 = \left(\cos \frac{11\pi}{6}, \sin \frac{11\pi}{6}\right).$$

Figure 3 shows both the weaving and associated framework.

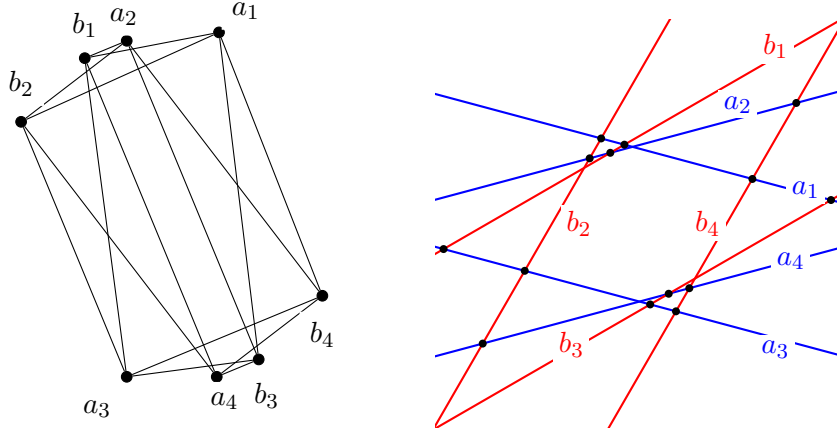


Figure 3: A realization of  $K_{4,4}$  in the plane that is infinitesimally rigid, and hence admits a 3-dimensional space of self-stresses. On the right is the associated polar weaving, where each line corresponds to a vertex of the framework on the left, and each crossing point (solid dot) corresponds to an edge. The over / under structure is determined by the sign of a generic self-stress of the framework. Note that ‘crossings’ only occur where blue and red lines meet.

**Steps 1 and 2: Infinitesimal rigidity** The rigidity matrix  $R(a, b)$  is the  $16 \times 16$  matrix whose rows are indexed by the edges  $a_i b_j$  and whose columns are indexed by the vertices  $a_1, \dots, a_4, b_1, \dots, b_4$  (each contributing two columns for its  $x$ - and  $y$ -coordinates). The row for edge  $a_i b_j$  has the block  $(a_i - b_j)^\top$  in the two columns of  $a_i$ , the block  $(b_j - a_i)^\top$  in the two columns of  $b_j$ , and zeros elsewhere:

$$R(a, b) = \begin{matrix} a_1 b_1 \\ a_1 b_2 \\ a_1 b_3 \\ a_1 b_4 \\ a_2 b_1 \\ \vdots \\ a_4 b_4 \end{matrix} \begin{pmatrix} a_1 & a_2 & a_3 & a_4 & b_1 & b_2 & b_3 & b_4 \\ a_1 - b_1 & 0 & 0 & 0 & b_1 - a_1 & 0 & 0 & 0 \\ a_1 - b_2 & 0 & 0 & 0 & 0 & b_2 - a_1 & 0 & 0 \\ a_1 - b_3 & 0 & 0 & 0 & 0 & 0 & b_3 - a_1 & 0 \\ a_1 - b_4 & 0 & 0 & 0 & 0 & 0 & 0 & b_4 - a_1 \\ 0 & a_2 - b_1 & 0 & 0 & b_1 - a_2 & 0 & 0 & 0 \\ \vdots & \vdots & \vdots & \vdots & \vdots & \vdots & \vdots & \vdots \\ 0 & 0 & 0 & a_4 - b_4 & 0 & 0 & 0 & b_4 - a_4 \end{pmatrix}$$

where each displayed entry  $a_i - b_j$  denotes the  $1 \times 2$  row vector  $(a_i - b_j)^\top$  occupying the two coordinate columns of the indicated vertex.

Infinitesimal rigidity can be checked either by direct computation or using the fact that a framework  $(K_{4,4}, a, b)$  in general position is infinitesimally flexible if and only if the configuration lies on a conic. In this case, the points  $a_2, \dots, b_4$  lie on the unit circle, which considering dimensions is the only conic through all of them, and  $a_1$  is perturbed off the unit circle. Hence,  $(K_{4,4}, a, b)$  is infinitesimally rigid.

**Step 3: Select an equilibrium stress** The Maxwell–Calladine Index Theorem implies that  $(K_{4,4}, a, b)$  has a 3-dimensional space of self-stresses. We can select one computationally, but in this case, we appeal to the fact that, if we let

$$\alpha_1 a_1 + \dots + \alpha_4 a_4 = 0 \quad \text{and} \quad \beta_1 b_1 + \dots + \beta_4 b_4 = 0$$

be the unique and nowhere zero (by general position) affine dependencies among the parts of the configuration, then  $\omega_{a_i b_j} = \alpha_i \beta_j$  is an equilibrium stress that is non-zero on every edge.

**Step 4: Compute the over / under pattern** The final step is to compute the signs  $\varepsilon_{a_i b_j}$ . Working numerically we find that the affine dependencies are (up to scale)

$$\alpha \approx (-0.488, 0.500, -0.512, 0.500) \quad \text{and} \quad \beta = \frac{1}{2}(-1, 1, -1, 1).$$

Combining the sign of  $\omega_{a_i b_j}$  with the sign of  $s_{a_i b_j} = \det[a_i b_j]$  yields the over / under pattern  $\varepsilon_{a_i b_j} = \text{sign}(\omega_{a_i b_j}) \text{sign}(s_{a_i b_j})$ :

$$\varepsilon = \begin{matrix} & b_1 & b_2 & b_3 & b_4 \\ \begin{matrix} a_1 \\ a_2 \\ a_3 \\ a_4 \end{matrix} & \begin{pmatrix} + & - & - & + \\ - & + & + & - \\ - & + & + & - \\ + & - & - & + \end{pmatrix} \end{matrix}$$

Moreover, the magnitude of the forces between the beams at the contact point  $q_{ij}$  is, up to a global positive scaling,  $|\alpha_i \beta_j| \det[a_i b_j]^{-2}$ . Thus, we remarkably obtain all the information required to understand the behaviour of weaving whilst only considering the dual tensegrity, and we have designed an over / under pattern which is stable. It is easy to see how one could use the underlying tensegrity framework as a design freedom to develop well-behaved weavings.

## 6. Conclusions and outlook

We provided an updated exposition of the investigations of Whiteley and Tarnai into the stability of planar structures comprising of woven elastic beams, completing the theory to include statics, and deriving a principled method for computing stable over / under patterns for a fixed geometry. A remaining combinatorial question is to enumerate *all* stable over / under patterns. This may be difficult, since it is closely related to the question of enumerating possible orientations of a linear matroid, but may be approachable for small problem sizes.

An intriguing question is to find conditions in which woven structures can be structurally rigid without relying on frictional (no slip) constraints between beams, as opposed to simply remaining flat. This is impossible in the idealized flat case, considered here, because as discussed in §4.4a flat weaving can only respond to a subspace of all 3D equilibrium loads. Weavings on a curved surface are not so restricted, opening the possibility of a full rigidity theory.

## Acknowledgements

BS was partially supported by UK Research and Innovation through the Small Grant Scheme project UKRI2397. LST was partially supported by UK Research and Innovation through the Small Grant Scheme project UKRI1112 and St Andrews Impact and Innovation. CM, BS and LST thank ICERM, which is supported by the National Science Foundation (NSF) under Grant No. DMS-2424556, for its hospitality during the semester program “Geometry of Packings, Materials, and Rigid Frameworks.”

## References

- [1] T. Tarnai, “Duality between plane trusses and grillages,” *International Journal of Solids and Structures*, vol. 25, no. 12, pp. 1395–1409, 1989.
- [2] W. Whiteley, “Rigidity and polarity. II. Weaving lines and tensegrity frameworks,” *Geom. Dedicata*, vol. 30, no. 3, pp. 255–279, 1989, ISSN: 0046-5755,1572-9168. DOI: [10.1007/BF00181341](https://doi.org/10.1007/BF00181341) [Online]. Available: <https://doi.org/10.1007/BF00181341>
- [3] W. Whiteley, “Weavings, sections and projections of spherical polyhedra,” *Discrete Applied Mathematics*, vol. 32, no. 3, pp. 275–294, 1991.
- [4] R. Connelly and S. D. Guest, *Frameworks, Tensegrities, and Symmetry*. Cambridge University Press, 2022, ISBN: 9780521879101.
- [5] W. F. Baker and A. McRobie, Eds., *The Geometry of Equilibrium: James Clerk Maxwell and 21st-Century Structural Mechanics*. Cambridge: Cambridge University Press, 2025, ISBN: 9781009397612.

- [6] Skidmore, Owings & Merrill, *The Queens Braid*, <https://www.som.com/research/the-queens-braid/>, Accessed: 2026-05-27.